

27 January 2023

QUARTERLY ACTIVITIES REPORT FOR THE PERIOD ENDED 31 DECEMBER 2022

Lachlan Star Limited (**Lachlan Star** or the **Company**) is pleased to present its quarterly activities report for the December 2022 quarter.

HIGHLIGHTS:

- During the December quarter, Minerals 260 Limited (ASX:MI6) satisfied its Stage 1 Farm-In obligation for the Koojan Joint Venture (KJV) by incurring exploration expenditure of \$1,500,000.
- The expenditure entitles MI6 (through its wholly owned subsidiary ERL (Aust) Pty Ltd) to 30% equity in the KJV with the remaining 70% held by Coobaloo Minerals Pty Ltd (**Coobaloo**). Coobaloo is 75% owned by Lachlan. MI6 will continue to fund exploration on the KJV and can increase its equity to 51% by spending a further \$2,500,000 prior to January 2026. Lachlan will contribute funding on a pro-rata basis.
- Maiden reverse circulation (“RC”) drilling program totalling up to 6,500m targeting multiple geochemical and geophysical targets, including the Mallory PGE prospect commenced during the December quarter.
- At the end of the Quarter, a total of 35 RC drill holes for 5,478m have been completed. Initial assays are expected in late January/early February 2023. Drilling will continue in the March quarter.
- The Company remains well funded with ~\$4 million cash on hand at the end of the December quarter.

OPERATIONS

Koojan Cu-Ni-PGE JV Project (LSA 75%)

Lachlan Star and Minerals 260 Limited (**Minerals 260**) have a farm-in agreement where Minerals 260 can earn a 51% interest in the Koojan Project held by Coobaloo Minerals (LSA 75%) (**Farm-in**). Minerals 260 can acquire 51% equity in the Koojan Project by spending a total of \$4 million on exploration within 5 years with a minimum expenditure commitment of \$500,000 before having the right to withdraw. Upon Minerals 260 earning 51% in the Koojan JV Project, the parties respective interests will be Minerals 260 (51%), Lachlan Star (24%), Wavetime Nominees (25%).

On 20 December 2022, the Company advised that Minerals 260 had satisfied its Stage 1 Farm-In obligation for the Koojan Joint Venture (KJV) by incurring exploration expenditure of \$1,500,000.

The Koojan Project located in the Julimar Mineral Province of south-west Western Australia, approximately 150km north-east of Perth (**Figure 1**). The Koojan Project is located within the Western Gneiss Terrain of the Archaean Yilgarn Craton of south-west Western Australia. The prospective mafic/ultramafic bodies are hosted within the Jimperding Metamorphic belt – a belt up to 70km wide and bounded to the west by the Darling Fault, and to the east by Yilgarn craton units.

The Koojan Project is interpreted to be located within the same geophysical setting as the Julimar and Yarawindah Ni-Cu-PGE prospects. This setting is characterised as a zone of intrusive mafic to ultramafic rocks proximal to the margin of the Yilgarn craton and hosted within a complex structural setting on the margin of gravity anomalies. This structural zone is interpreted to have intruded the granite dominated terrain, and can be traced from the Julimar prospect through to the Koojan Project where filed reconnaissance and Government geological mapping has identified a series of mafic to ultramafic units within the project area.

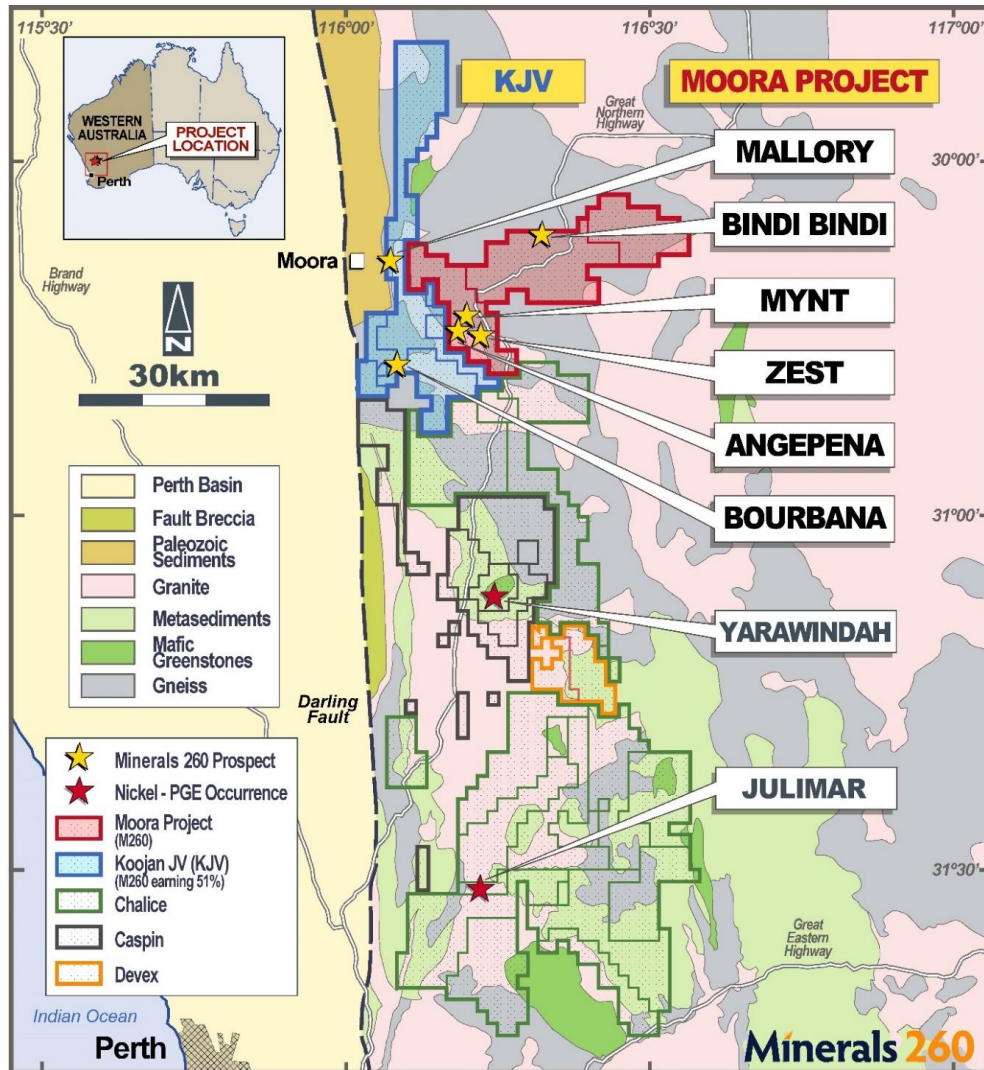


Figure 1: Moora and Koojan JV Projects: Location plan and regional geology (source MI6 ASX announcement 11/07/2022)

Koojan JV Exploration Program Details

Exploration work undertaken to date by Minerals 260 has identified two key prospects.

The Mallory prospect is defined over a strike length of 2km with highly anomalous surface gold (up to 18ppb), PGE's (up to 160ppb) and copper (up 380ppm) that is coincident with a conductive zone defined by the GAIP survey (**Figure 2**).

The Bourbana prospect is a broad, multi-peaked gold anomaly (up to 135ppb) that has been defined over a 1km x 2.7km surface area and the completed GAIP survey has identified coincident conductive zones to be targeted by reconnaissance drilling.

Activities earlier this year comprising target definition work including reconnaissance air-core drilling (79 holes/1,479m) and the collection of 4,109 in-fill and first-pass geochemical samples.

On 21 November 2022, MI6 announced a ~15,000m Reverse Circulation (RC) and Diamond Core (DD) drilling program across the KJV and adjacent, Moora Project held by MI6, which together form a contiguous, 1,000km² land package located ~150km NE of Perth in the Julimar Mineral Province of south-west Western Australia (**Figure 1**).

MI6 have advised that 32 holes for a total 5,146m have been drilled in the current program (across the KJV and MI6's Moora Project), with drilling paused for the Christmas/New Year period before recommencing in early January 2023. Initial assays are expected in late January/early February 2023.

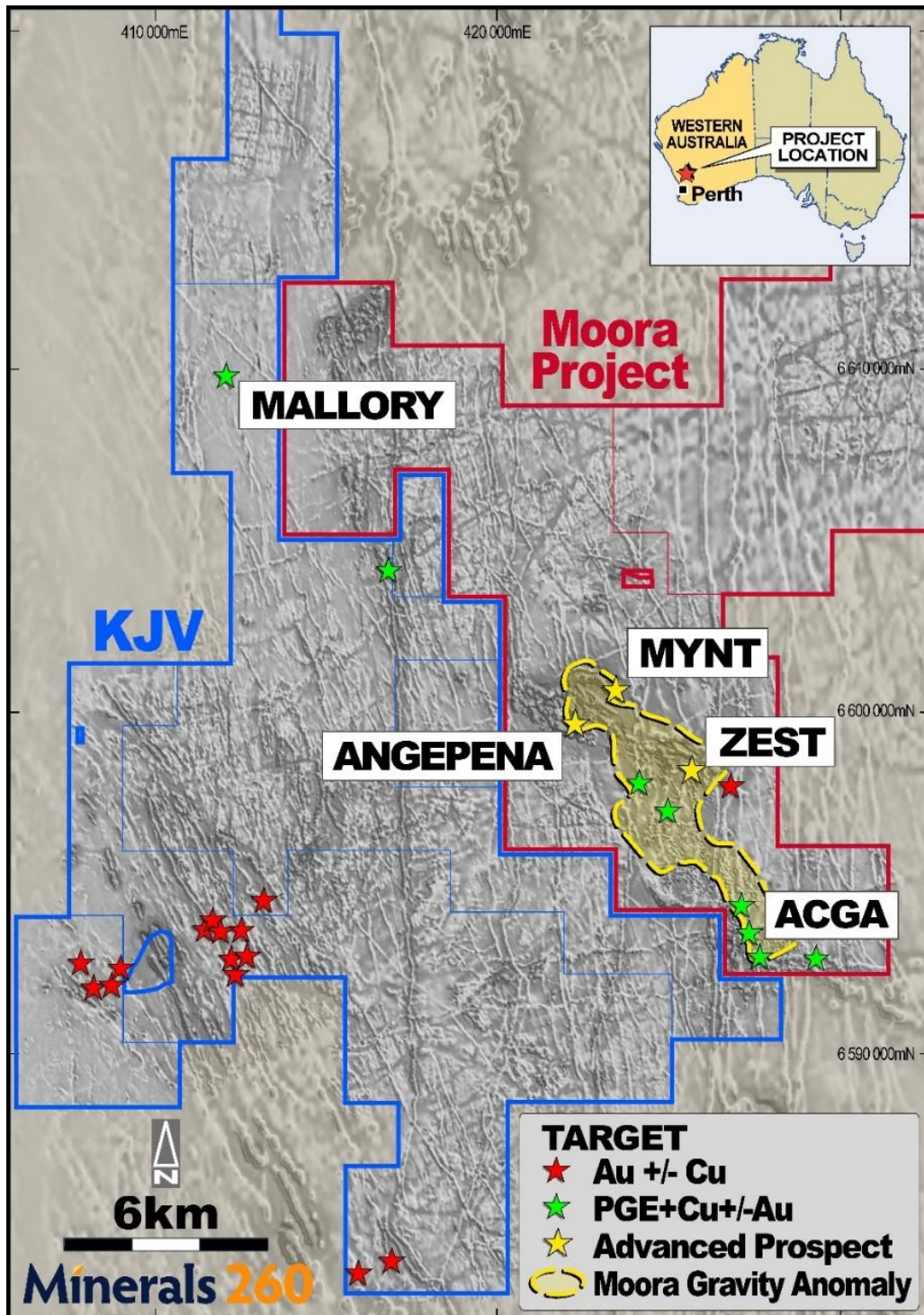


Figure 2: Moora and Koojan JV Projects: Magnetic image showing drill targets. (MI6 ASX Announcement 20 December 2022)

Killaloe Gold Project

The Killaloe Project, located in southeast Western Australia **approximately** 600km east of Perth and 35km northeast of the historic gold mining town of Norseman, comprises two, largely contiguous exploration licences (E63/1018 and E63/1017) and the separate Buldania mining licence (M63/177) covering a total combined area of 94km² (refer **Figure 3**). There are no other land users and access is generally good although sometimes limited by thick bush and weather events.

During the December quarter, the Company carried out further database review and target identification ahead of future work programs.

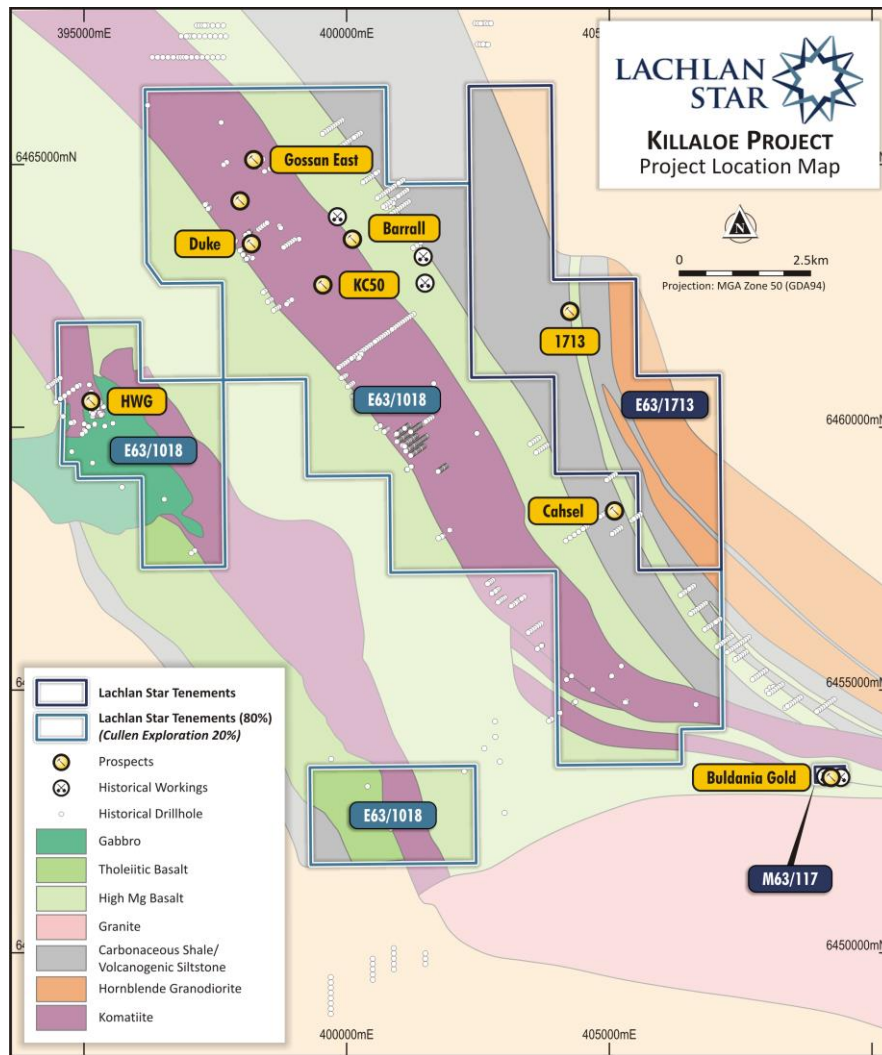


Figure 3: Killaloe Gold Project – geology and prospect location

Princhester Magnesite Project

The Princhester Magnesite Project is located 85km north west of Rockhampton, Queensland and comprises two granted Mining Leases (ML), ML5831 and ML5832. The ML’s are close to the Bruce Highway and are within 2 kilometres of the main north coast railway line.

During the December quarter, the Company submitted license renewal application for ML5831 and ML5832. It is anticipated that the licences will be renewed in the March quarter.

CORPORATE

Annual General Meeting

The Company's Annual general Meeting was held 24 November 2022, with all resolutions passing by way of a Poll.

Summary of exploration Expenditure

In accordance with Listing Rule 5.3.1, the Company reports that there was \$14,000 exploration expenditure incurred during the December 2022 quarter.

Cash Position

As at 31 December 2022, the Company had approximately \$4 million of cash and nil debt. The Company retains sufficient funding to carry out its activities over the coming quarters.

Note 6 to Appendix 5B

Payments to related parties of the entity and their associates: during the quarter \$28,000 was paid to Directors and associates for director, consulting, company secretarial and accounting fees.

This announcement has been authorised for release by Dan Smith, on behalf of the Board.

Competent Person's Statement – Exploration Results

The information in this report that relates to exploration results is based on, and fairly represents information and supporting documentation prepared by Mr Bernard Aylward, a Competent Person who is a Member of The Australasian Institute of Mining and Metallurgy. Mr Aylward is a Director of Lachlan Star Limited. Mr Aylward has sufficient experience that is relevant to the style of mineralisation and type of deposit under consideration and to the activity being undertaken to qualify as a Competent Person as defined in the 2012 Edition of the "Australasian Code for Reporting of Exploration Results, Mineral Resource and Ore Reserves". Mr Aylward consents to the inclusion in this report of the matters based on his information in the form and context in which it appears.

Annexure 1: Lachlan Star Limited – tenements held directly by Lachlan Star or subsidiary company as at 31 December 2022

Tenements	Acquired during quarter	Disposed of during quarter	Held at end of quarter	Country
E70/5337 (Koojan)	-	-	75%	Australia
E70/5312 (Koojan)	-	-	75%	Australia
E70/5429 (Koojan)	-	-	75%	Australia
E70/5515 (Koojan)	-	-	75%	Australia
E70/5450 (Koojan)	-	-	75%	Australia
P70/1743 (Koojan)	-	-	75%	Australia
M63/177 (Killaloe)	-	-	100%	Australia
E63/1018 (Killaloe)	-	-	80%	Australia
E63/1713 (Killaloe)	-	-	100%	Australia
ML5831 (Princhester)	-	-	100%	Australia
ML5832 (Princhester)	-	-	100%	Australia
EL5574 (Bushranger)	-	-	Nil (Company retains a 2% NSR)	Australia

Appendix 5B

Mining exploration entity or oil and gas exploration entity quarterly cash flow report

Name of entity

Lachlan Star Limited

ABN

88 000 759 535

Quarter ended ("current quarter")

31 December 2022

Consolidated statement of cash flows	Current quarter \$A'000	Year to date (6 months) \$A'000
1. Cash flows from operating activities		
1.1 Receipts from customers		
1.2 Payments for		
(a) exploration & evaluation	-	-
(b) development	-	-
(c) production	-	-
(d) staff costs	-	-
(e) administration and corporate costs	(57)	(180)
1.3 Dividends received (see note 3)	-	-
1.4 Interest received	10	14
1.5 Interest and other costs of finance paid	-	-
1.6 Income taxes paid	-	-
1.7 Government grants and tax incentives	-	-
1.8 Other (provide details if material)	-	(19)
1.9 Net cash from / (used in) operating activities	(47)	(185)

2. Cash flows from investing activities		
2.1 Payments to acquire or for:		
(a) entities	-	-
(b) tenements	-	-
(c) property, plant and equipment	-	-
(d) exploration & evaluation	(14)	(108)
(e) investments	-	-
(f) other non-current assets	-	-

Mining exploration entity or oil and gas exploration entity quarterly cash flow report

Consolidated statement of cash flows		Current quarter \$A'000	Year to date (6 months) \$A'000
2.2	Proceeds from the disposal of:		
	(a) entities	-	-
	(b) tenements	-	-
	(c) property, plant and equipment	-	-
	(d) investments	-	-
	(e) other non-current assets	-	-
2.3	Cash flows from loans to other entities	-	-
2.4	Dividends received (see note 3)	-	-
2.5	Other (provide details if material)	-	-
2.6	Net cash from / (used in) investing activities	(13)	(107)

3.	Cash flows from financing activities		
3.1	Proceeds from issues of equity securities (excluding convertible debt securities)	-	-
3.2	Proceeds from issue of convertible debt securities	-	-
3.3	Proceeds from exercise of options	-	-
3.4	Transaction costs related to issues of equity securities or convertible debt securities	-	-
3.5	Proceeds from borrowings	-	-
3.6	Repayment of borrowings	-	-
3.7	Transaction costs related to loans and borrowings	-	-
3.8	Dividends paid	-	-
3.9	Other (provide details if material)	-	-
3.10	Net cash from / (used in) financing activities	-	-

4.	Net increase / (decrease) in cash and cash equivalents for the period		
4.1	Cash and cash equivalents at beginning of period	4,096	4,328
4.2	Net cash from / (used in) operating activities (item 1.9 above)	(47)	(185)
4.3	Net cash from / (used in) investing activities (item 2.6 above)	(14)	(108)
4.4	Net cash from / (used in) financing activities (item 3.10 above)	-	-

Mining exploration entity or oil and gas exploration entity quarterly cash flow report

Consolidated statement of cash flows		Current quarter \$A'000	Year to date (6 months) \$A'000
4.5	Effect of movement in exchange rates on cash held	-	-
4.6	Cash and cash equivalents at end of period	4,035	4,035

5.	Reconciliation of cash and cash equivalents at the end of the quarter (as shown in the consolidated statement of cash flows) to the related items in the accounts	Current quarter \$A'000	Previous quarter \$A'000
5.1	Bank balances	79	50
5.2	Call deposits	3,956	4,046
5.3	Bank overdrafts	-	-
5.4	Other (provide details)	-	-
5.5	Cash and cash equivalents at end of quarter (should equal item 4.6 above)	4,035	4,096

6.	Payments to related parties of the entity and their associates	Current quarter \$A'000
6.1	Aggregate amount of payments to related parties and their associates included in item 1	28
6.2	Aggregate amount of payments to related parties and their associates included in item 2	-

Note: if any amounts are shown in items 6.1 or 6.2, your quarterly activity report must include a description of, and an explanation for, such payments.

Consulting fees and directors' fees - \$16,000

Company secretarial and accounting fees - \$12,000

Mining exploration entity or oil and gas exploration entity quarterly cash flow report

7. Financing facilities	Total facility amount at quarter end \$A'000	Amount drawn at quarter end \$A'000
<i>Note: the term "facility" includes all forms of financing arrangements available to the entity. Add notes as necessary for an understanding of the sources of finance available to the entity.</i>		
7.1 Loan facilities	-	-
7.2 Credit standby arrangements	-	-
7.3 Other (please specify)	-	-
7.4 Total financing facilities	-	-
7.5 Unused financing facilities available at quarter end		
7.6 Include in the box below a description of each facility above, including the lender, interest rate, maturity date and whether it is secured or unsecured. If any additional financing facilities have been entered into or are proposed to be entered into after quarter end, include a note providing details of those facilities as well.		

8. Estimated cash available for future operating activities	\$A'000
8.1 Net cash from / (used in) operating activities (item 1.9)	(47)
8.2 (Payments for exploration & evaluation classified as investing activities) (item 2.1(d))	(14)
8.3 Total relevant outgoings (item 8.1 + item 8.2)	(61)
8.4 Cash and cash equivalents at quarter end (item 4.6)	4,035
8.5 Unused finance facilities available at quarter end (item 7.5)	-
8.6 Total available funding (item 8.4 + item 8.5)	4,035
8.7 Estimated quarters of funding available (item 8.6 divided by item 8.3)	66.15
<i>Note: if the entity has reported positive relevant outgoings (ie a net cash inflow) in item 8.3, answer item 8.7 as "N/A". Otherwise, a figure for the estimated quarters of funding available must be included in item 8.7.</i>	
8.8 If item 8.7 is less than 2 quarters, please provide answers to the following questions:	
8.8.1 Does the entity expect that it will continue to have the current level of net operating cash flows for the time being and, if not, why not?	
Answer: N/A	
8.8.2 Has the entity taken any steps, or does it propose to take any steps, to raise further cash to fund its operations and, if so, what are those steps and how likely does it believe that they will be successful?	
Answer: N/A	

Mining exploration entity or oil and gas exploration entity quarterly cash flow report

8.8.3 Does the entity expect to be able to continue its operations and to meet its business objectives and, if so, on what basis?

Answer: N/A

Note: where item 8.7 is less than 2 quarters, all of questions 8.8.1, 8.8.2 and 8.8.3 above must be answered.

Compliance statement

- 1 This statement has been prepared in accordance with accounting standards and policies which comply with Listing Rule 19.11A.
- 2 This statement gives a true and fair view of the matters disclosed.

Date: 27 January 2023

Authorised by:
Daniel Smith
Director

Notes

1. This quarterly cash flow report and the accompanying activity report provide a basis for informing the market about the entity's activities for the past quarter, how they have been financed and the effect this has had on its cash position. An entity that wishes to disclose additional information over and above the minimum required under the Listing Rules is encouraged to do so.
2. If this quarterly cash flow report has been prepared in accordance with Australian Accounting Standards, the definitions in, and provisions of, *AASB 6: Exploration for and Evaluation of Mineral Resources* and *AASB 107: Statement of Cash Flows* apply to this report. If this quarterly cash flow report has been prepared in accordance with other accounting standards agreed by ASX pursuant to Listing Rule 19.11A, the corresponding equivalent standards apply to this report.
3. Dividends received may be classified either as cash flows from operating activities or cash flows from investing activities, depending on the accounting policy of the entity.
4. If this report has been authorised for release to the market by your board of directors, you can insert here: "By the board". If it has been authorised for release to the market by a committee of your board of directors, you can insert here: "By the [name of board committee – eg Audit and Risk Committee]". If it has been authorised for release to the market by a disclosure committee, you can insert here: "By the Disclosure Committee".
5. If this report has been authorised for release to the market by your board of directors and you wish to hold yourself out as complying with recommendation 4.2 of the ASX Corporate Governance Council's *Corporate Governance Principles and Recommendations*, the board should have received a declaration from its CEO and CFO that, in their opinion, the financial records of the entity have been properly maintained, that this report complies with the appropriate accounting standards and gives a true and fair view of the cash flows of the entity, and that their opinion has been formed on the basis of a sound system of risk management and internal control which is operating effectively.