

ASX ANNOUNCEMENT

28 November 2019



Adriatic Metals

ABOUT ADRIATIC METALS (ASX:ADT)

Adriatic Metals Plc is focused on the development of the 100% owned, high-grade zinc polymetallic Vareš Project in Bosnia & Herzegovina.

DIRECTORS AND MANAGEMENT

Mr Peter Bilbe
NON-EXECUTIVE CHAIRMAN

Mr Paul Cronin
MANAGING DIRECTOR & CEO

Mr Michael Rawlinson
NON-EXECUTIVE DIRECTOR

Mr Julian Barnes
NON-EXECUTIVE DIRECTOR

Mr Milos Bosnjakovic
NON-EXECUTIVE DIRECTOR

Ms Sandra Bates
NON-EXECUTIVE DIRECTOR

Mr John Richards
NON-EXECUTIVE DIRECTOR

adriaticmetals.com

RUPICE CONTINUES TO EXPAND WITH HIGH GRADE PRECIOUS METAL INTERCEPTS AND FIRST INTERCEPTS AT JB ZONE

HIGHLIGHTS

- **Highest gold and silver grades in northern extension area with BR-22-19 returning an interval of:**
 - 6m @ 11.3g/t Au, 1,019g/t Ag, 13.1% Zn, 12.5% Pb, and 1.3% Cu from 238m
- **BR-27-19 and BR-41-19 extends southerly continuation of the Rupice mineralisation returning:**
 - 48m @ 0.72g/t Au, 70g/t Ag, 2.3% Zn, 2.0% Pb, 0.6% Cu and 58% BaSO₄ from 240m including intervals of:
4m @ 1.69g/t Au, 175g/t Ag, 6.5% Zn, 4.6% Pb, 0.5% Cu, and 48% BaSO₄ and 26m @ 79% BaSO₄. (BR-27-19).
 - 10m @ 0.51g/t Au, 58g/t Ag, 3.5% Zn, 3.6% Pb and 0.6% Cu from 248m including an interval of:
4m @ 0.70g/t Au, 86g/t Ag, 6.4% Zn, 5.9% Pb and 0.7% Cu, and
 - 12m @ 1.15g/t Au, 253g/t Ag, 3.0% Zn, 1.8% Pb, 0.5% Cu and 56% BaSO₄ from 262m (BR-41-19).
- **Rupice mineralisation now over 500m of strike length and remains open to the north into unexplored ground, and south towards the Jurasevac-Brestic prospect.**

Adriatic Metals PLC (ASX: ADT & FSE:3FN) ('Adriatic' or the 'Company') is pleased to announce that it has received assay results from a number of drill holes from its programme at Rupice and Jurasevac-Brestic. Figures 1 and 2 illustrates a plan view of the drilling locations.

Paul Cronin, Adriatic's Managing Director and CEO commented, "Whilst our drilling of the extensions of the Rupice mineralisation has been restricted to just a few holes to the north and south while we awaited Forestry approval for access, our results continue to confirm that the mineralisation continues north into the new licence extension area, and south towards our Jurasevac-Brestic prospect over an open strike length of 500m. The delay has given us the opportunity to improve our drill coverage to provide a better understanding of the geotechnical and structural characteristics of our deposit which has greatly assisted our mining studies and the Scoping Study".

OVERVIEW

In June the Ministry of Forestry, Agriculture and Water Management (Ministry) requested a change to the procedure by which the Company implements track construction and pad clearance in State forests of the Zenica-Doboj Canton with all areas of disturbance to be inspected by a committee of members of the Ministry and the Forestry Departments of Zavidovici, Kakanj and Vareš, with construction to commence only after Ministry approval. Whilst the procedure is straightforward and not expected to cause any significant delays to field activities the formation of the committee has taken some time with the result that the Company has been restricted in stepping out its drill coverage to the north and south, with the majority of drilling confined to existing drill pads.

Step-out drilling to the south at Rupice was confined to two effective holes, BR-41-19 (Figure 3) the most southerly hole where mineralisation was intersected first in an upper lens returning high-grade base metal values of:

- 10m @ 3.5% Zn, 3.6% Pb, 0.6% Cu, 0.51g/t Au and 58g/t Ag from 248m including an interval of:
- 4m @ 6.4% Zn, 5.9% Pb, 0.7% Cu, 0.70g/t Au, and 86g/t Ag.

and a lower lens returning high-grade precious metals and barite of:

- 12m @ 1.15g/t Au, 253g/t Ag, 3.0% Zn, 1.8% Pb, 0.5% Cu and 56% BaSO₄ from 262m.

Whilst 50m to the north these two lenses appear to merge together in BR-27-19 (Figure 4) which returned a wide intersection of:

- 48m @ 2.3% Zn, 2.0% Pb, 0.6% Cu, 0.72g/t Au, 70g/t Ag and 58% BaSO₄ from 240m.

The mineralisation displayed some zonation with the upper section rich in barite with one of the best barite intersections of 28m @ 79% BaSO₄, whilst the lower section was more base metal rich with an interval greater than 3% lead or zinc returning:

- 10m @ 4.1% Zn, 3.0% Pb, 0.4% Cu, 0.97g/t Au, 142g/t Ag and 40% BaSO₄ from 270m

Significantly, this interval is many times thicker and higher grade than the nearby BR-18-19 which intersected 6m of mineralisation, and may represent another substantial thickening of the Rupice mineralisation as it extends to the south into untested ground towards the Jurasevac-Brestic prospect some 600m to the southeast.

BR-30-19 drilled to test up-dip of BR-27-19 deviated significantly from its intended target but interestingly intersected 14m of spilite the first volcanic rocks observed at Rupice (Figure 4).

Step-out drilling at Rupice to the north was confined to two holes with BR-22-19 (Figure 5) intersecting two zones of mineralisation; a high-grade interval which has the highest gold and silver values in the northern extension zone returning:

- 6m at 11.27g/t Au, 1,019g/t Ag, 13.1% Zn, 12.5% Pb, and 1.3% Cu from 238m.

and a wider (lower) interval returning:

- 18m at 0.15g/t Au, 22g/t Ag, 1.1% Zn, 0.6% Pb, and 0.1% Cu from 260m.

The most northerly hole BR-25-19 (Figure 6) confirmed further and open extensions of the Rupice mineralisation intersecting two thick zones of mineralisation which returned:

- 14m at 0.33g/t Au, 130g/t Ag, 1.6% Zn, 1.4% Pb, and 0.2% Cu from 246m, and
- 26m at 0.11g/t Au, 18g/t Ag, 0.7% Zn, 0.6% Pb, and 0.3% Cu from 302m.

ASX ANNOUNCEMENT

The remainder of the drill holes at Rupice were drilled from existing pads to give better definition to the central part of the Rupice deposit, and for the first time BR-24-19 (Figure 7) drill tested the very northern extents of the PDP3D IP anomaly and whilst not optimally positioned did intersect limited mineralisation on the fringe of the modelled chargeability anomaly, and significantly beneath a radiolarian chert which until recently was considered to be the foot wall to the mineralisation. From south to north drill hole BR-35-19 (Figure 8), BR-29-19 (Figure 9), BR-31-19 (Figure 10), BR-21-19, BR-26-19, BR-33-19 and BR-42-19 (Figure 11), BR-36-19 (Figure 12), BR-28-19 and BR-32-19 (Figure 13), and BR-40-19 (Figure 14), variously tested the extensions of mineralisation intersected in earlier holes in areas of structural complexity with geological logging confirming the presence of a number of late stage brittle faults which strongly control the mineralisation.

Drilling at the Jurasevac-Brestic prospect commenced with BJB-1-19 (Figure 15), BJB-2-19 (Figure 16) and BJB-3-19 and BJB-4-19 (Figure 17) drilled into the PDP3D IP anomaly. Drilling intersected a sequence of brecciated sediments very similar to that seen at the Rupice deposit with visible pyrite, and minor lead and zinc mineralisation over average widths of 8m.

Drilling continues at both the Rupice deposit and the Jurasevac-Brestic prospect.

The mineralised intervals of the drill holes are shown in Tables 1 to 3 with further information in Appendix 1.

For further information please contact:

Paul Cronin
Managing Director & CEO
info@adriaticmetals.com





ASX ANNOUNCEMENT

ABOUT ADRIATIC METALS

Adriatic Metals PLC (ASX:ADT) (“Adriatic” or “Company”) is an ASX-listed precious and base metals explorer and developer via its 100% interest in the Vareš Project in Bosnia & Herzegovina. The Project comprises a historic open cut mine at Veovača and brownfield exploration at Rupice, an advanced proximal deposit which exhibits exceptionally high grades of base and precious metals. Adriatic’s short-term aim is to expand the current JORC resource at high-grade Rupice deposit, as well as conduct exploration on a number of other prospects within the expanded Concession. Adriatic has attracted a world class team to expedite its exploration efforts and to rapidly advance the Company into the development phase and utilise its first mover advantage and strategic assets in Bosnia.

COMPETENT PERSONS REPORT

The information in this report which relates to Exploration Results is based on information compiled by Mr Robert Annett, who is a member of the Australian Institute of Geoscientists (AIG). Mr Annett is a consultant to Adriatic Metals PLC, and has sufficient experience relevant to the style of mineralisation and type of deposit under consideration and to the activity he is undertaking to qualify as a Competent Person as defined in the 2012 Edition of the “Australian Code of Reporting of Exploration Results, Mineral Resources and Ore Reserves”. Mr Annett consents to the inclusion in this report of the matters based on that information in the form and context in which it appears.

DISCLAIMER

Forward-looking statements are statements that are not historical facts. Words such as “expect(s)”, “feel(s)”, “believe(s)”, “will”, “may”, “anticipate(s)”, “potential(s)” and similar expressions are intended to identify forward-looking statements. These statements include, but are not limited to statements regarding future production, resources or reserves and exploration results. All of such statements are subject to certain risks and uncertainties, many of which are difficult to predict and generally beyond the control of the Company, that could cause actual results to differ materially from those expressed in, or implied or projected by, the forward-looking information and statements. These risks and uncertainties include, but are not limited to: (i) those relating to the interpretation of drill results, the geology, grade and continuity of mineral deposits and conclusions of economic evaluations, (ii) risks relating to possible variations in reserves, grade, planned mining dilution and ore loss, or recovery rates and changes in project parameters as plans continue to be refined, (iii) the potential for delays in exploration or development activities or the completion of feasibility studies, (iv) risks related to commodity price and foreign exchange rate fluctuations, (v) risks related to failure to obtain adequate financing on a timely basis and on acceptable terms or delays in obtaining governmental approvals or in the completion of development or construction activities, and (vi) other risks and uncertainties related to the Company’s prospects, properties and business strategy. Our audience is cautioned not to place undue reliance on these forward-looking statements that speak only as of the date hereof, and we do not undertake any obligation to revise and disseminate forward-looking statements to reflect events or circumstances after the date hereof, or to reflect the occurrence of or non-occurrence of any events.



ASX ANNOUNCEMENT

Table 1 – Drill hole results for the reported holes; Lead or Zinc greater than 0.5%, including higher-grade intersection with Lead or Zinc > 5%

HOLE	FROM M	TO M	INTERVAL M	Zn %	Pb %	Ag g/t	Au g/t	Cu %	BaSO ₄ %
BR-21-19	186	204	18	1.7	1.2	193	1.12	0.2	23
<i>Including</i>	242	252	10	6.1	4.7	403	4.72	0.6	59
	244	250	6	9.2	6.9	609	6.94	0.9	72
BR-22-19	238	244	6	13.1	12.5	1019	11.27	1.3	4
<i>Including</i>	240	244	4	19.0	17.1	1286	13.06	1.8	3
	260	278	18	1.1	0.6	22	0.15	0.1	2
BR-25-19	246	260	14	1.6	1.4	130	0.33	0.2	4
	302	328	26	0.7	0.6	18	0.11	0.3	3
BR-26-19	220	266	46	1.1	0.5	12	0.23	0.1	2
	276	280	4	6.5	4.6	175	1.69	0.5	48
BR-27-19	240	288	48	2.3	2.0	70	0.72	0.6	58
BR-29-19	204	208	4	1.0	0.8	45	0.27	0.5	1
BR-31-19	198	204	6	2.1	2.3	311	2.30	0.3	42
BR-33-19	150	164	14	3.3	2.2	105	0.80	0.3	42
	154	158	4	7.7	3.6	168	1.05	0.4	69
BR-35-19	204	210	6	1.2	1.9	163	1.86	0.2	51
BR-37-19	312	316	4	1.3	1.5	247	1.69	0.3	38
BR-41-19	248	258	10	3.5	3.6	58	0.51	0.6	3
	248	252	4	6.4	5.9	86	0.7	0.7	-
	262	274	12	3.0	1.8	253	1.15	0.5	56
BR-42-19	68	84	16	1.3	0.4	50	0.46	0.1	11
BJB-1-19	122	128	6	1.1	0.3	22	0.03	0.0	2
BJB-2-19	46	58	12	0.7	0.1	-	-	-	-
	102	106	4	1.0	0.2	-	-	-	-
BJB-3-19	30	38	8	0.8	0.2	38	0.34	-	9
BJB-4-19	26	36	10	1.4	0.4	46	0.61	-	8



ASX ANNOUNCEMENT

Figure 1: Plan Map showing the Location of the Rupice Drill Holes

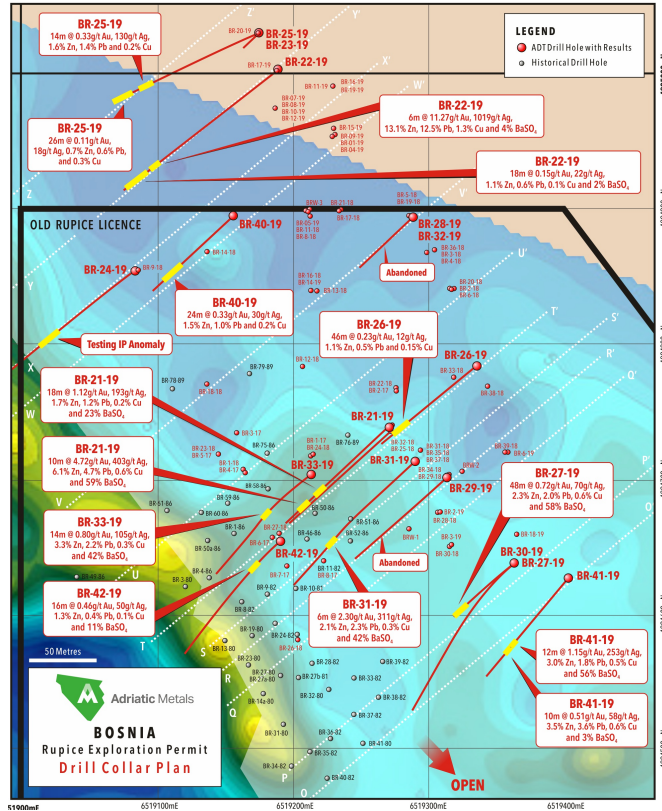
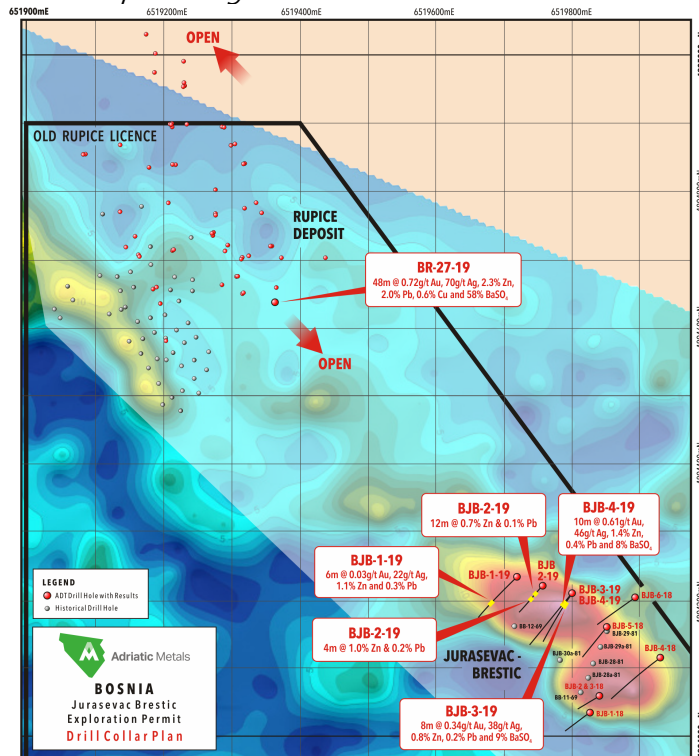


Figure 2: Plan Map showing the Location of the Jurasevac-Brestic Drill Holes





ASX ANNOUNCEMENT

Figure 3: Cross Section illustrating Drill Hole BR-41-19

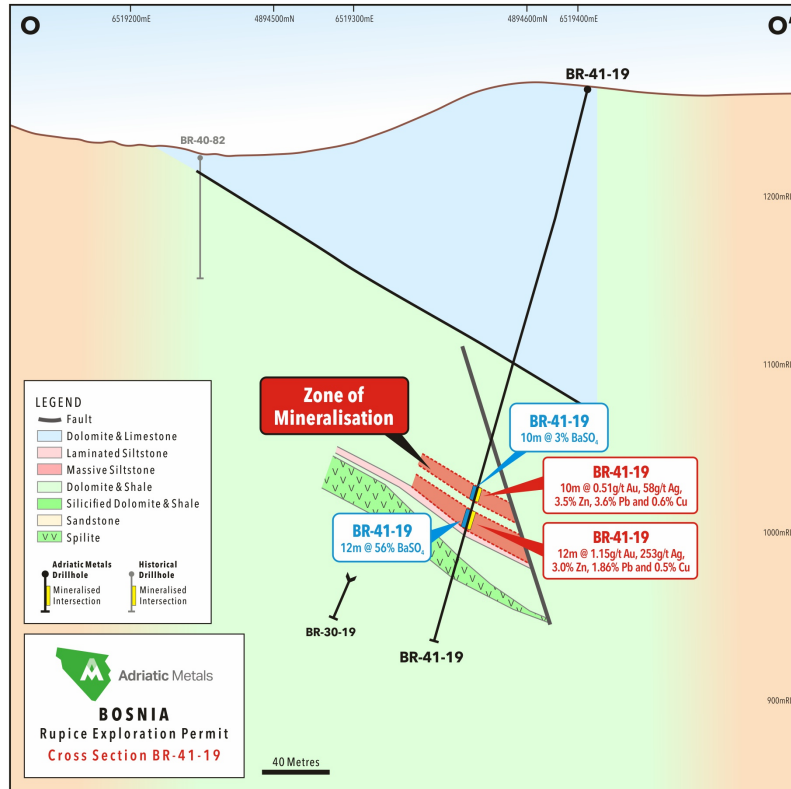
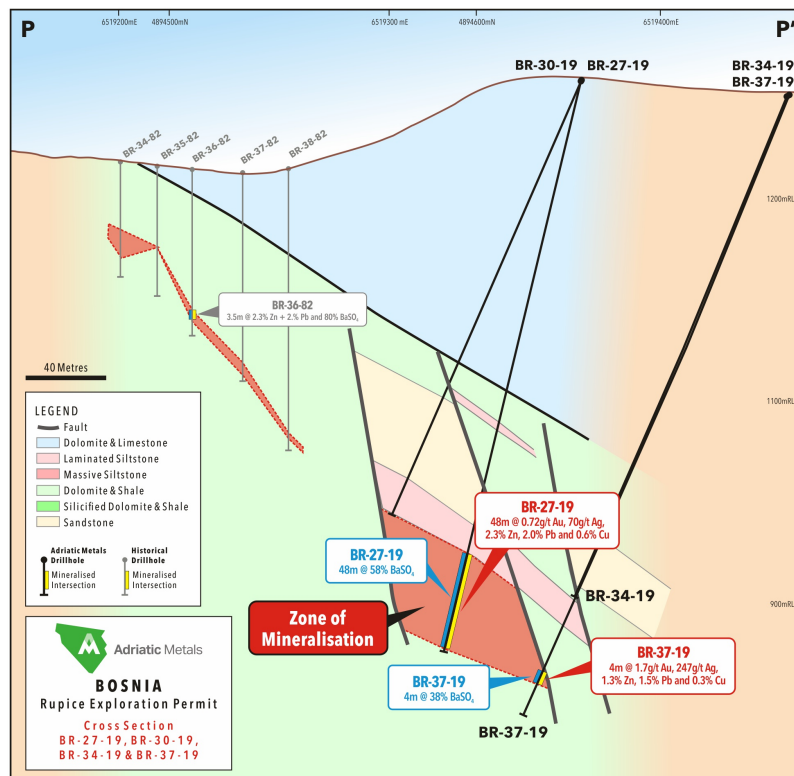


Figure 4 Cross Section illustrating Drill Holes BR-27-19, BR-30-19, BR-34-19 and BR-37-19





ASX ANNOUNCEMENT

Figure 5 Cross Section illustrating Drill Hole BR-22-19

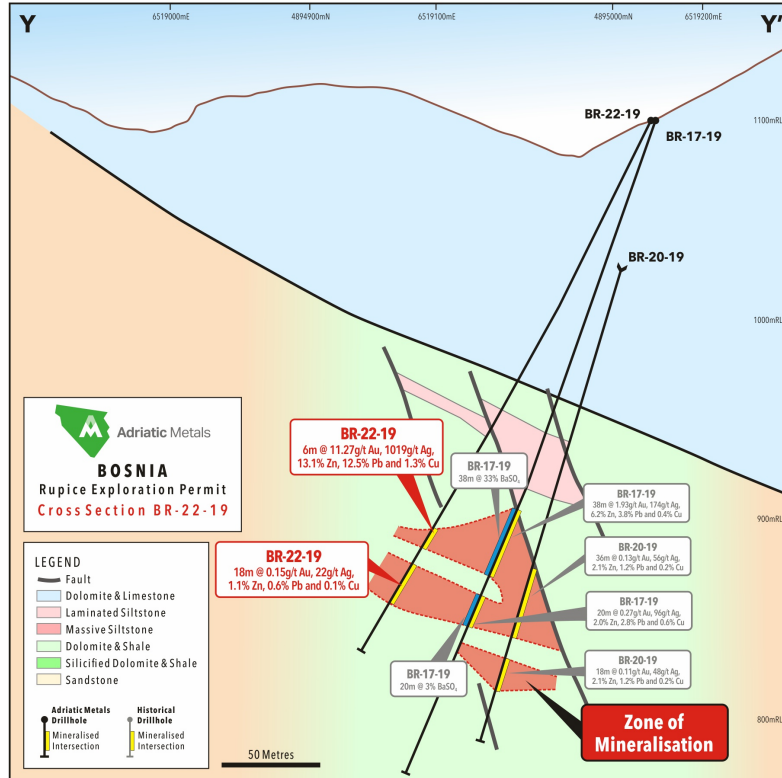
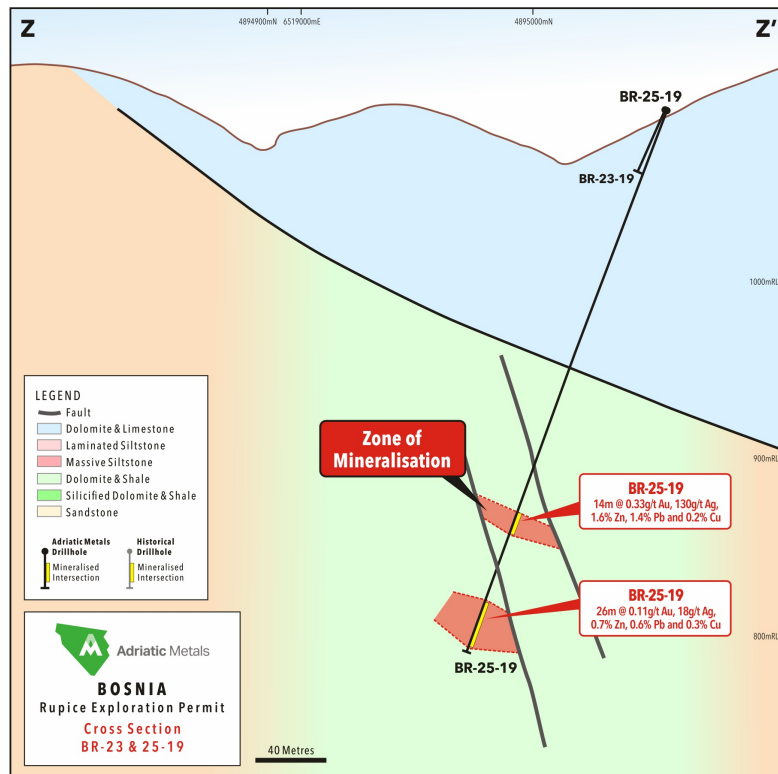


Figure 6 Cross Section illustrating Drill Holes BR-23-19 and BR-25-19





ASX ANNOUNCEMENT

Figure 15 Cross Section illustrating Drill Hole BJB-1-19

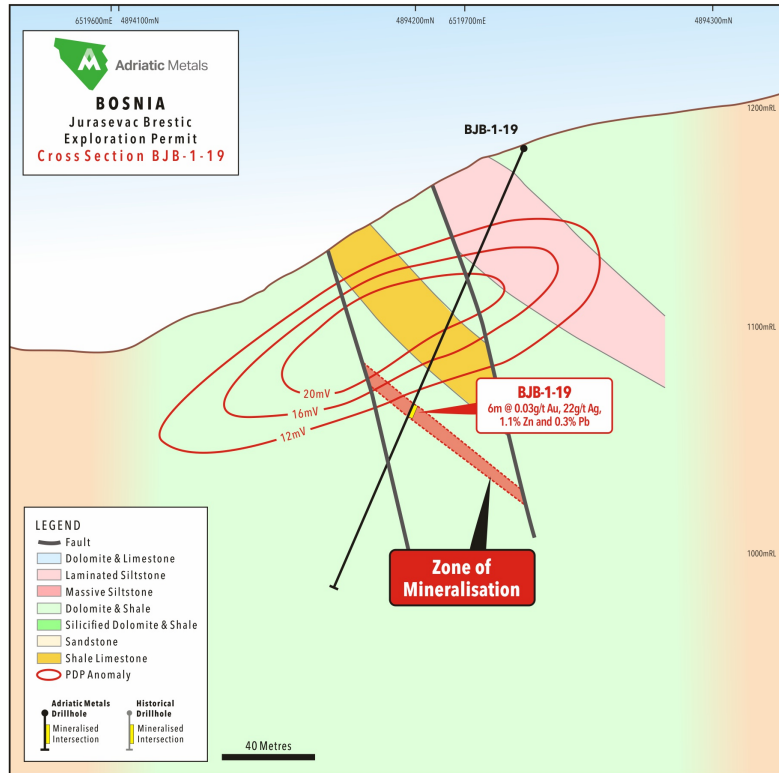
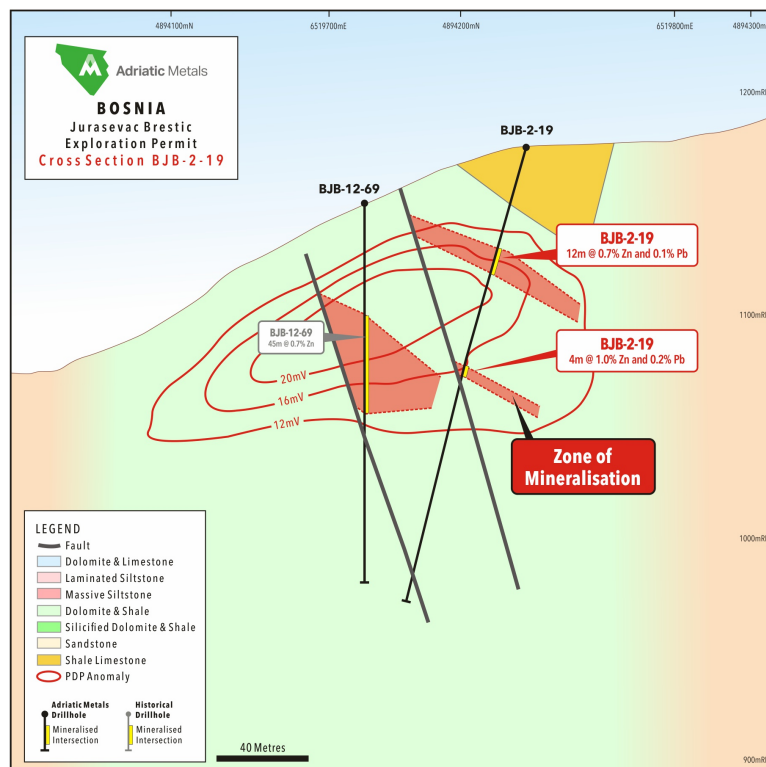


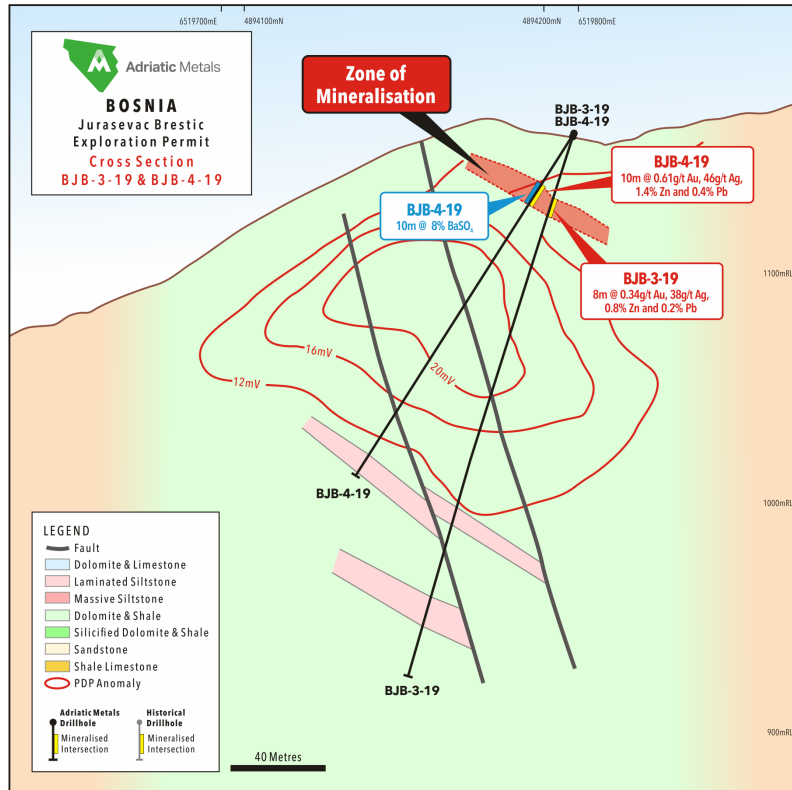
Figure 16 Cross Section illustrating Drill Hole BJB-2-19





ASX ANNOUNCEMENT

Figure 17 Cross Section illustrating Drill Holes BJB-3-19 and BJB-4-19





ASX ANNOUNCEMENT

Table 2 – Collar Information for reported drill holes (MGI Balkans Z6 grid)

Drill Hole	Easting	Northing	Elevation	Average Azimuth (TN)	Average Dip
BR-21-19	6519273	4894736	1206	229.7	-68.8
BR-22-19	6519188	4895007	1100	231.4	-61.3
BR-23-19	6519174	4895030	1099	230.6	-65.7
BR-24-19	6519081	4894854	1138	230.4	-61.1
BR-25-19	6519175	4895031	1099	245.4	-68.3
BR-26-19	6519334	4894784	1203	230.2	-72.0
BR-27-19	6519366	4894641	1257	229.2	-77.0
BR-28-19	6519288	4894893	1145	229.2	-76.2
BR-29-19	6519314	4894699	1230	229.6	-68.6
BR-30-19	6519366	4894640	1257	216.0	-65.7
BR-31-19	6519287	4894712	1220	224.1	-64.8
BR-32-19	6519289	4894893	1145	230.1	-78.4
BR-33-19	6519213	4894705	1195	223.1	-68.0
BR-34-19	6519444	4894703	1250	222.9	-67.3
BR-35-19	6519307	4894670	1235	227.4	-73.1
BR-36-19	6519167	4894707	1189	227.6	-66.3
BR-37-19	6519446	4894704	1250	222.8	-66.6
BR-38-19	6519187	4894656	1182	-	-89.5
BR-39-19	6519163	4895063	1096	230.8	-75.6
BR-40-19	6519156	4894895	1126	227.4	-73.2
BR-41-19	6519404	4894626	1264	222.0	-74.3
BR-42-19	6519191	4894655	1182	221.1	-63.1
BJB-1-19	6519718	4894235	1178	223.2	-66.6
BJB-2-19	6519757	4894222	1175	221.1	-75.2
BJB-3-19	6519794	4894214	1161	210.9	-72.6
BJB-4-19	6519794	4894214	1161	216.4	-57.1

Table 3 - Assay Results for reported drill holes

Drill Hole	From	To	Interval	Zn %	Pb %	Cu %	Ag g/t	Au g/t	BaSO ₄ %
BR-21-19	0	180	180	Not Assayed					
BR-21-19	180	182	2	0.0	<0.005	0.0	<1	0.05	1
BR-21-19	182	184	2	0.0	0.0	0.0	1	0.20	2
BR-21-19	184	186	2	0.0	0.0	0.0	1	0.14	1
BR-21-19	186	188	2	0.8	0.4	0.1	11	0.37	17
BR-21-19	188	190	2	0.6	0.3	0.1	8	0.22	1



ASX ANNOUNCEMENT

Drill Hole	From	To	Interval	Zn %	Pb %	Cu %	Ag g/t	Au g/t	BaSO ₄ %		
BR-21-19	190	192	2	1.4	0.5	0.1	21	0.35	0		
BR-21-19	192	194	2	1.0	0.2	0.1	11	0.27	0		
BR-21-19	194	196	2	1.2	0.4	0.2	22	0.37	7		
BR-21-19	196	198	2	1.1	0.4	0.1	14	0.34	4		
BR-21-19	198	200	2	1.0	0.7	0.2	128	0.91	33		
BR-21-19	200	202	2	5.8	4.4	0.3	697	2.67	75		
BR-21-19	202	204	2	2.4	3.7	0.9	829	4.60	69		
BR-21-19	204	206	2	0.2	0.2	0.0	9	0.14	7		
BR-21-19	206	222	16	Not Assayed							
BR-21-19	222	224	2	0.0	0.1	0.0	<1	0.02	0		
BR-21-19	224	226	2	0.0	0.1	0.0	4	0.04	1		
BR-21-19	226	228	2	0.1	0.1	0.0	<1	0.02	0		
BR-21-19	228	230	2	0.1	0.1	0.0	<1	0.01	1		
BR-21-19	230	232	2	0.0	0.1	0.0	<1	0.02	3		
BR-21-19	232	234	2	0.1	0.1	0.0	<1	0.02	3		
BR-21-19	234	236	2	0.0	0.1	0.1	1	0.03	11		
BR-21-19	236	238	2	0.1	0.1	0.0	<1	0.02	2		
BR-21-19	238	240	2	0.0	0.0	0.0	3	0.01	2		
BR-21-19	240	242	2	0.0	0.1	0.0	<1	0.01	1		
BR-21-19	242	244	2	0.1	0.8	0.0	18	1.57	53		
BR-21-19	244	246	2	5.5	4.2	0.3	308	5.22	83		
BR-21-19	246	248	2	8.9	7.4	1.1	616	7.99	71		
BR-21-19	248	250	2	13.2	9.0	1.2	903	7.60	63		
BR-21-19	250	252	2	2.6	1.9	0.2	168	1.23	23		
BR-21-19	252	254	2	0.1	0.1	0.0	1	0.03	3		
BR-21-19	254	256	2	0.1	0.0	0.0	<1	0.01	2		
BR-21-19	256	293.5(EOH)	37.5	Not Assayed							
BR-22-19	0	226	226	Not Assayed							
BR-22-19	226	228	2	0.0	0.0	0.0	<1	0.01	3		
BR-22-19	228	230	2	0.3	0.2	0.0	<1	0.04	5		
BR-22-19	230	232	2	0.3	0.0	0.0	<1	<0.01	0		
BR-22-19	232	234	2	0.2	0.1	0.0	3	0.12	1		
BR-22-19	234	236	2	0.1	0.0	0.0	<1	<0.01	0		
BR-22-19	236	238	2	0.1	0.3	0.0	13	0.88	2		
BR-22-19	238	240	2	1.3	3.4	0.4	484	7.69	5		
BR-22-19	240	242	2	22.0	21.0	2.1	1765	16.85	4		
BR-22-19	242	244	2	16.0	13.2	1.5	807	9.27	3		
BR-22-19	244	246	2	0.2	0.1	0.0	10	0.07	3		
BR-22-19	246	248	2	0.3	0.2	0.0	8	0.12	1		



ASX ANNOUNCEMENT

Drill Hole	From	To	Interval	Zn %	Pb %	Cu %	Ag g/t	Au g/t	BaSO ₄ %		
BR-22-19	248	250	2	0.3	0.1	0.0	11	0.09	1		
BR-22-19	250	252	2	0.4	0.2	0.0	4	0.14	0		
BR-22-19	252	254	2	0.2	0.2	0.1	27	0.21	2		
BR-22-19	254	256	2	0.8	1.2	0.1	53	0.30	2		
BR-22-19	256	258	2	0.7	0.3	0.0	14	0.20	1		
BR-22-19	258	260	2	0.3	0.3	0.1	36	0.17	0		
BR-22-19	260	262	2	1.1	0.5	0.0	28	0.30	3		
BR-22-19	262	264	2	1.4	0.6	0.0	25	0.32	1		
BR-22-19	264	266	2	0.5	0.5	0.1	33	0.16	1		
BR-22-19	266	268	2	1.6	0.9	0.1	33	0.15	4		
BR-22-19	268	270	2	0.6	0.4	0.0	8	0.07	1		
BR-22-19	270	272	2	0.7	0.5	0.1	10	0.09	2		
BR-22-19	272	274	2	0.8	0.4	0.1	6	0.07	1		
BR-22-19	274	276	2	0.4	0.2	0.1	17	0.08	1		
BR-22-19	276	278	2	2.4	1.0	0.3	35	0.08	4		
BR-22-19	278	280	2	0.2	0.1	0.0	6	0.05	1		
BR-22-19	280	282	2	0.5	0.2	0.0	13	0.07	3		
BR-22-19	282	284	2	0.1	0.0	<0.001	1	0.05	1		
BR-22-19	284	286	2	0.3	0.1	0.0	2	0.08	3		
BR-22-19	286	288	2	0.1	0.0	0.0	2	0.05	1		
BR-22-19	288	290	2	0.1	0.0	<0.001	1	0.06	1		
BR-22-19	290	292	2	0.0	0.0	0.0	1	0.06	0		
BR-22-19	292	294	2	0.1	0.1	<0.001	<1	0.04	1		
BR-22-19	294	303.8(EOH)	9.8								
BR-23-19	Hole Abandoned										
BR-24-19	0	144	144	Not Assayed							
BR-24-19	144	146	2	0.1	0.0	0.1	1	0.05	0		
BR-24-19	146	148	2	0.0	0.0	0.0	13	0.46	7		
BR-24-19	148	150	2	0.1	0.1	0.0	6	0.63	6		
BR-24-19	150	152	2	0.2	0.1	0.0	7	0.56	10		
BR-24-19	152	154	2	0.0	0.0	0.0	1	0.06	1		
BR-24-19	154	156	2	0.0	<0.005	0.0	<1	0.06	1		
BR-24-19	156	158	2	0.0	<0.005	0.0	<1	0.07	1		
BR-24-19	158	160	2	0.0	0.0	0.0	<1	0.08	1		
BR-24-19	160	162	2	0.0	0.0	0.0	4	0.11	1		
BR-24-19	162	164	2	0.0	0.0	0.0	3	0.15	2		
BR-24-19	164	166	2	0.2	0.0	0.0	5	0.23	8		
BR-24-19	166	168	2	0.1	0.0	0.0	2	0.13	2		
BR-24-19	168	170	2	0.2	0.0	0.0	3	0.22	5		



ASX ANNOUNCEMENT

Drill Hole	From	To	Interval	Zn %	Pb %	Cu %	Ag g/t	Au g/t	BaSO ₄ %		
BR-24-19	170	172	2	0.1	0.0	<0.001	<1	0.06	1		
BR-24-19	172	174	2	0.4	0.1	0.0	6	0.14	7		
BR-24-19	174	176	2	0.1	0.0	0.0	3	0.10	2		
BR-24-19	176	178	2	0.0	<0.005	<0.001	1	0.04	0		
BR-24-19	178	180	2	0.0	<0.005	<0.001	<1	0.04	0		
BR-24-19	180	182	2	0.0	<0.005	0.0	<1	0.04	0		
BR-24-19	182	210	28	Not Assayed							
BR-24-19	210	212	2	0.0	<0.005	<0.001	<1	0.01	0		
BR-24-19	212	214	2	0.0	0.0	0.0	<1	0.01	18		
BR-24-19	214	216	2	0.1	0.1	0.0	3	0.05	7		
BR-24-19	216	218	2	0.4	0.1	0.0	16	0.05	1		
BR-24-19	218	220	2	0.3	0.1	0.0	12	0.07	1		
BR-24-19	220	230	10	Not Assayed							
BR-24-19	230	232	2	0.0	0.0	0.0	2	0.01	0		
BR-24-19	232	234	2	1.1	0.1	0.0	15	0.05	1		
BR-24-19	234	236	2	0.3	0.1	0.0	11	0.04	1		
BR-24-19	236	238	2	0.1	0.1	0.0	6	0.04	1		
BR-24-19	238	252	14	Not Assayed							
BR-24-19	252	254	2	0.0	0.0	0.0	5	<0.01	1		
BR-24-19	254	256	2	0.1	0.3	0.1	1	0.46	7		
BR-24-19	256	258	2	0.0	0.0	0.0	<1	<0.01	6		
BR-24-19	258	260	2	0.0	0.0	0.0	<1	<0.01	0		
BR-24-19	260	378.2(EOH)	118.2	Not Assayed							
BR-25-19	0	242	242	Not Assayed							
BR-25-19	242	244	2	0.2	0.1	0.0	3	0.02	0		
BR-25-19	244	246	2	0.0	0.0	0.0	1	0.01	0		
BR-25-19	246	248	2	0.6	0.5	0.2	82	0.29	3		
BR-25-19	248	250	2	0.5	0.2	0.0	20	0.24	0		
BR-25-19	250	252	2	1.1	1.8	0.5	171	0.46	6		
BR-25-19	252	254	2	5.2	5.1	0.6	507	0.91	12		
BR-25-19	254	256	2	2.2	1.6	0.1	77	0.33	3		
BR-25-19	256	258	2	0.9	0.5	0.0	45	0.09	5		
BR-25-19	258	260	2	0.6	0.1	0.0	6	0.01	3		
BR-25-19	260	262	2	0.2	0.0	0.0	2	0.01	1		
BR-25-19	262	264	2	0.1	0.0	0.0	2	0.08	1		
BR-25-19	264	266	2	0.1	0.0	0.0	2	0.01	1		
BR-25-19	266	268	2	0.3	0.1	0.0	23	0.05	2		
BR-25-19	268	270	2	0.5	0.2	0.0	13	0.12	3		
BR-25-19	270	272	2	0.4	0.1	0.0	28	0.05	3		



ASX ANNOUNCEMENT

Drill Hole	From	To	Interval	Zn %	Pb %	Cu %	Ag g/t	Au g/t	BaSO ₄ %
BR-25-19	272	274	2	0.1	0.0	0.0	12	0.01	1
BR-25-19	274	290	16	Not Assayed					
BR-25-19	290	292	2	0.1	0.1	0.0	4	0.04	1
BR-25-19	292	294	2	0.2	0.2	0.0	7	0.06	1
BR-25-19	294	296	2	0.1	0.1	0.0	8	0.09	3
BR-25-19	296	298	2	0.1	0.1	0.0	7	0.09	3
BR-25-19	298	300	2	0.3	0.3	0.1	10	0.16	5
BR-25-19	300	302	2	0.3	0.5	0.1	11	0.09	1
BR-25-19	302	304	2	1.0	0.8	0.1	16	0.07	1
BR-25-19	304	306	2	0.3	0.2	0.0	5	0.10	1
BR-25-19	306	308	2	0.9	1.0	0.4	19	0.10	1
BR-25-19	308	310	2	0.3	0.1	0.0	4	0.10	0
BR-25-19	310	312	2	0.1	0.3	0.1	5	0.10	1
BR-25-19	312	314	2	0.7	2.6	1.9	112	0.22	1
BR-25-19	314	316	2	0.4	0.4	0.1	14	0.17	8
BR-25-19	316	318	2	0.5	0.6	0.4	30	0.12	3
BR-25-19	318	320	2	0.8	0.2	0.0	6	0.09	3
BR-25-19	320	322	2	0.8	0.4	0.0	5	0.08	3
BR-25-19	322	324	2	1.4	0.6	0.1	7	0.10	3
BR-25-19	324	326	2	1.0	0.7	0.1	10	0.11	5
BR-25-19	326	328	2	0.9	0.3	0.0	6	0.11	5
BR-25-19	328	330	2	0.4	0.1	0.0	2	0.07	1
BR-25-19	330	332	2	0.4	0.1	0.0	2	0.06	2
BR-25-19	332	332.7(EOH)	0.7	Not Assayed					
BR-26-19	0	210	210	Not Assayed					
BR-26-19	210	212	2	0.1	0.0	0.0	<1	0.15	0
BR-26-19	212	214	2	0.2	0.1	0.5	4	0.20	0
BR-26-19	214	216	2	0.1	0.1	0.3	4	0.20	6
BR-26-19	216	218	2	0.1	0.1	0.3	1	0.12	0
BR-26-19	218	220	2	0.0	0.0	0.1	3	0.19	0
BR-26-19	220	222	2	0.6	0.1	0.1	3	0.26	0
BR-26-19	222	224	2	0.6	0.0	0.1	2	0.13	0
BR-26-19	224	226	2	0.3	0.1	0.2	5	0.28	0
BR-26-19	226	228	2	0.6	0.0	0.0	<1	0.07	0
BR-26-19	228	230	2	1.2	0.0	0.0	2	0.08	0
BR-26-19	230	232	2	0.5	0.0	0.0	1	0.07	0
BR-26-19	232	234	2	0.8	0.0	0.0	<1	0.08	0
BR-26-19	234	236	2	1.0	0.0	0.0	3	0.13	0
BR-26-19	236	238	2	4.3	3.4	0.3	58	0.32	1



ASX ANNOUNCEMENT

Drill Hole	From	To	Interval	Zn %	Pb %	Cu %	Ag g/t	Au g/t	BaSO ₄ %
BR-26-19	238	240	2	2.0	0.9	0.1	32	0.48	1
BR-26-19	240	242	2	0.7	0.1	0.0	10	0.22	0
BR-26-19	242	244	2	1.2	0.1	0.1	11	0.16	0
BR-26-19	244	246	2	0.5	0.1	0.0	<1	0.06	0
BR-26-19	246	248	2	1.1	0.0	0.0	3	0.09	0
BR-26-19	248	250	2	0.8	0.0	0.0	1	0.06	0
BR-26-19	250	252	2	0.5	0.0	0.0	1	0.06	0
BR-26-19	252	254	2	0.5	0.0	0.0	2	0.07	0
BR-26-19	254	256	2	1.0	0.5	0.1	12	0.78	2
BR-26-19	256	258	2	3.8	1.6	0.3	41	0.87	18
BR-26-19	258	260	2	2.4	1.0	0.1	14	0.16	3
BR-26-19	260	262	2	0.1	0.1	0.1	2	0.49	12
BR-26-19	262	264	2	0.2	3.7	0.2	32	0.15	2
BR-26-19	264	266	2	1.4	0.1	0.1	10	0.15	0
BR-26-19	266	268	2	0.1	0.1	0.0	1	0.14	0
BR-26-19	268	270	2	0.0	0.0	0.0	<1	0.06	0
BR-26-19	270	272	2	0.2	0.1	0.0	1	0.08	1
BR-26-19	272	274	2	0.2	0.0	0.0	<1	0.06	0
BR-26-19	274	300.5(EOH)	26.5	Not Assayed					
BR-27-19	0	232	232	Not Assayed					
BR-27-19	232	234	2	0.0	0.0	0.0	<1	0.06	1
BR-27-19	234	236	2	0.0	0.0	0.0	<1	0.03	0
BR-27-19	236	238	2	0.0	0.0	0.0	<1	<0.01	0
BR-27-19	238	240	2	0.3	0.4	0.1	39	0.22	5
BR-27-19	240	242	2	4.3	5.1	0.8	87	0.94	68
BR-27-19	242	244	2	0.2	2.0	0.6	25	0.24	70
BR-27-19	244	246	2	0.2	0.1	0.6	11	0.37	75
BR-27-19	246	248	2	0.2	0.1	0.4	5	0.16	80
BR-27-19	248	250	2	2.0	0.9	0.5	38	0.21	83
BR-27-19	250	252	2	0.8	0.3	0.9	32	0.63	90
BR-27-19	252	254	2	0.6	0.7	1.0	24	0.69	90
BR-27-19	254	256	2	3.0	3.6	1.2	45	0.60	82
BR-27-19	256	258	2	9.2	5.2	0.8	73	0.78	76
BR-27-19	258	260	2	1.9	3.3	0.9	56	0.79	86
BR-27-19	260	262	2	2.5	2.1	1.7	86	0.92	80
BR-27-19	262	264	2	1.2	2.5	0.8	84	1.71	66
BR-27-19	264	266	2	0.6	1.5	0.4	51	1.57	82
BR-27-19	266	268	2	0.7	0.9	0.3	35	0.42	24
BR-27-19	268	270	2	1.4	0.7	0.3	39	0.54	42

ASX ANNOUNCEMENT

Drill Hole	From	To	Interval	Zn %	Pb %	Cu %	Ag g/t	Au g/t	BaSO ₄ %
BR-27-19	270	272	2	3.7	3.2	0.5	183	0.65	33
BR-27-19	272	274	2	1.8	1.2	0.1	84	0.44	20
BR-27-19	274	276	2	2.2	1.6	0.6	92	0.39	52
BR-27-19	276	278	2	7.3	3.7	0.6	136	1.80	55
BR-27-19	278	280	2	5.7	5.5	0.4	213	1.58	42
BR-27-19	280	282	2	0.9	0.7	0.2	32	0.47	23
BR-27-19	282	284	2	2.4	1.3	0.7	182	0.70	47
BR-27-19	284	286	2	0.8	0.6	0.1	26	0.30	10
BR-27-19	286	288	2	0.8	1.2	0.1	35	0.27	5
BR-27-19	288	288.8(EOH)	0.8	0.1	0.1	0.0	<1	0.02	1
BR-28-19	Hole Abandoned								
BR-29-19	0	202	202	Not Assayed					
BR-29-19	202	204	2	0.2	0.2	0.0	5	0.07	1
BR-29-19	204	206	2	0.3	0.5	0.9	76	0.18	1
BR-29-19	206	208	2	1.7	1.1	0.1	14	0.36	0
BR-29-19	208	210	2	0.0	0.0	0.0	<1	0.06	0
BR-29-19	210	212	2	0.3	0.0	0.0	2	0.14	0
BR-29-19	212	214	2	0.4	0.2	0.1	5	0.16	0
BR-29-19	214	216	2	0.5	0.1	0.0	2	0.21	2
BR-29-19	216	218	2	0.2	0.5	0.0	2	0.52	16
BR-29-19	218	220	2	0.1	0.0	0.0	<1	0.03	2
BR-29-19	220	222	2	0.1	0.0	0.0	<1	0.01	1
BR-29-19	222	224	2	0.1	0.1	0.0	<1	0.01	0
BR-29-19	224	226	2	0.1	0.4	0.0	2	0.01	1
BR-29-19	226	228	2	0.0	0.0	0.0	<1	0.01	0
BR-29-19	228	230	2	0.0	0.0	0.0	<1	<0.01	0
BR-29-19	230	232	2	0.0	0.0	0.0	<1	0.01	1
BR-29-19	232	234	2	0.0	0.1	0.0	<1	0.01	0
BR-29-19	234	236	2	0.1	0.1	0.0	1	<0.01	0
BR-29-19	236	238	2	0.1	0.1	0.0	<1	0.01	2
BR-29-19	238	240	2	0.0	0.2	0.0	<1	<0.01	0
BR-29-19	240	242	2	0.0	0.0	0.0	<1	<0.01	0
BR-29-19	242	244	2	0.0	0.0	0.0	1	<0.01	0
BR-29-19	244	252.5(EOH)	8.5	Not Assayed					
BR-30-19	0	180	180	Not Assayed					
BR-30-19	180	182	2	0.0	<0.005	0.0	4	0.02	0
BR-30-19	182	184	2	0.1	0.0	0.0	3	0.01	0
BR-30-19	184	186	2	0.0	<0.005	0.0	<1	0.02	0
BR-30-19	186	188	2	0.4	0.1	0.0	8	0.03	1



ASX ANNOUNCEMENT

Drill Hole	From	To	Interval	Zn %	Pb %	Cu %	Ag g/t	Au g/t	BaSO ₄ %
BR-30-19	188	190	2	0.0	0.0	0.0	1	0.01	0
BR-30-19	190	227	37	Not Assayed					
BR-30-19	227	229	2	0.1	0.0	0.0	3	0.02	2
BR-30-19	229	231	2	1.2	1.0	0.1	76	0.88	19
BR-30-19	231	233	2	0.1	0.1	0.0	3	0.05	1
BR-30-19	233	338	105	Not Assayed					
BR-31-19	0	180	180	Not Assayed					
BR-31-19	180	182	2	0.1	0.1	0.0	3	0.18	0
BR-31-19	182	184	2	0.0	0.0	0.0	5	0.04	0
BR-31-19	184	186	2	0.1	0.0	0.0	3	0.12	1
BR-31-19	186	188	2	0.1	0.0	0.0	3	0.12	0
BR-31-19	188	190	2	3.2	1.2	0.1	19	0.18	2
BR-31-19	190	192	2	0.0	0.0	0.0	<1	0.12	0
BR-31-19	192	194	2	0.0	0.0	0.0	<1	0.10	0
BR-31-19	194	196	2	0.2	0.0	0.0	1	0.24	2
BR-31-19	196	198	2	0.3	0.0	0.0	<1	0.18	0
BR-31-19	198	200	2	1.2	1.2	0.3	105	0.78	12
BR-31-19	200	202	2	3.3	3.8	0.4	375	2.58	77
BR-31-19	202	204	2	1.7	2.0	0.2	452	3.54	38
BR-31-19	204	206	2	0.1	0.0	0.0	<1	0.04	0
BR-31-19	206	208	2	0.0	<0.005	0.0	<1	<0.01	0
BR-31-19	208	210	2	0.0	<0.005	0.0	<1	0.01	0
BR-31-19	210	296.2(EOH)	86.2	Not Assayed					
BR-32-19	0	240	240	Not Assayed					
BR-32-19	240	242	2	0.0	<0.005	0.0	<1	0.12	0
BR-32-19	242	244	2	0.0	<0.005	0.0	<1	0.11	0
BR-32-19	244	246	2	0.1	0.0	0.0	<1	0.32	0
BR-32-19	246	248	2	0.1	0.0	0.0	<1	0.24	0
BR-32-19	248	250	2	0.4	0.1	0.5	6	0.36	0
BR-32-19	250	252	2	0.0	0.0	0.1	<1	0.21	0
BR-32-19	252	254	2	0.1	0.0	0.1	<1	0.10	0
BR-32-19	254	256	2	0.0	0.0	0.0	<1	0.14	0
BR-32-19	256	258	2	0.0	0.0	0.0	<1	0.19	0
BR-32-19	258	260	2	0.0	0.0	0.0	<1	0.18	0
BR-32-19	260	262	2	0.0	0.1	0.1	1	0.43	0
BR-32-19	262	264	2	0.1	0.2	0.4	6	0.76	2
BR-32-19	264	266	2	0.1	0.1	0.0	1	0.18	3
BR-32-19	266	268	2	0.1	0.0	0.2	1	0.25	7
BR-32-19	268	270	2	0.0	0.0	0.1	<1	0.26	1



ASX ANNOUNCEMENT

Drill Hole	From	To	Interval	Zn %	Pb %	Cu %	Ag g/t	Au g/t	BaSO ₄ %
BR-32-19	270	272	2	0.0	0.0	0.0	<1	0.16	0
BR-32-19	272	280	8	Not Assayed					
BR-32-19	280	282	2	0.1	0.0	0.0	<1	0.12	0
BR-32-19	282	284	2	<0.002	<0.005	0.0	<1	0.09	0
BR-32-19	284	286	2	0.1	0.0	0.2	<1	0.13	2
BR-32-19	286	288	2	0.1	0.0	0.3	1	0.40	0
BR-32-19	288	290	2	0.3	0.0	0.0	8	0.37	0
BR-32-19	290	292	2	0.2	0.0	0.0	3	0.16	0
BR-32-19	292	294	2	0.2	0.0	0.0	12	0.17	0
BR-32-19	294	296	2	0.4	0.1	0.0	20	0.23	1
BR-32-19	296	330.8	34.8	Not Assayed					
BR-33-19	0	128	128	Not Assayed					
BR-33-19	128	130	2	0.0	<0.005	0.0	<1	0.03	0
BR-33-19	130	132	2	0.1	0.0	0.0	1	0.02	1
BR-33-19	132	134	2	0.0	0.0	0.0	<1	0.01	0
BR-33-19	134	136	2	0.0	0.0	0.0	1	0.07	1
BR-33-19	136	138	2	0.0	0.0	0.0	1	0.12	3
BR-33-19	138	140	2	0.0	0.0	0.0	1	0.06	0
BR-33-19	140	142	2	0.0	0.0	0.0	2	0.09	3
BR-33-19	142	144	2	0.0	0.0	0.1	2	0.33	8
BR-33-19	144	146	2	0.0	0.0	0.0	1	0.09	5
BR-33-19	146	148	2	0.2	0.2	0.1	26	0.92	16
BR-33-19	148	150	2	0.3	0.2	0.1	32	0.94	11
BR-33-19	150	152	2	0.3	0.5	0.2	30	0.98	14
BR-33-19	152	154	2	0.6	1.3	0.6	87	1.11	37
BR-33-19	154	156	2	9.4	3.6	0.2	179	1.28	60
BR-33-19	156	158	2	6.0	3.6	0.6	157	0.81	77
BR-33-19	158	160	2	4.0	4.3	0.4	195	0.86	85
BR-33-19	160	162	2	1.9	1.2	0.1	85	0.56	22
BR-33-19	162	164	2	0.8	0.6	0.0	1	0.01	0
BR-33-19	164	166	2	0.3	0.2	0.0	4	0.01	0
BR-33-19	166	168	2	0.0	<0.005	0.0	<1	0.01	0
BR-33-19	168	170	2	0.0	<0.005	0.0	1	<0.01	0
BR-33-19	170	279.8	109.8	Not Assayed					
BR-34-19	0	272.7(EOH)	272.7	Not Assayed					
BR-35-19	0	196	196	Not Assayed					
BR-35-19	196	198	2	0.35	0.06	0.00	34	0.02	1
BR-35-19	198	200	2	0.98	0.73	0.062	12	0.17	1.13
BR-35-19	200	202	2	0.23	0.15	0.30	4	0.09	1



ASX ANNOUNCEMENT

Drill Hole	From	To	Interval	Zn %	Pb %	Cu %	Ag g/t	Au g/t	BaSO ₄ %
BR-35-19	202	204	2	0.02	0.04	0.09	1	0.18	1
BR-35-19	204	206	2	0.52	0.33	0.24	42	0.40	7
BR-35-19	206	208	2	2.92	3.39	0.19	432	4.09	64
BR-35-19	208	210	2	0.01	1.98	0.04	14	1.10	81
BR-35-19	210	212	2	0.04	0.48	0.01	3	0.27	19
BR-35-19	212	214	2	0.05	0.06	0.01	<1	0.02	0
BR-35-19	214	272.4	58.4	Not Assayed					
BR-36-19	0	261.9(EOH)	261.9	Not Assayed					
BR-37-19	0	308	308	Not Assayed					
BR-37-19	308	310	2	0.05	0.04	0.01	<1	0.01	0
BR-37-19	310	312	2	0.22	0.05	0.01	5	0.04	0
BR-37-19	312	314	2	0.88	0.34	0.18	62	0.31	5
BR-37-19	314	316	2	1.76	2.57	0.34	432	3.07	72
BR-37-19	316	318	2	0.01	0.03	0.00	1	0.01	1
BR-37-19	318	320	2	0.03	0.02	0.00	<1	<0.01	0
BR-37-19	320	322	2	0.03	0.02	0.00	<1	0.01	0
BR-37-19	322	330.7(EOH)	8.7	Not Assayed					
BR-38-19	0	252.0(EOH)	252.0	Not Assayed					
BR-39-19	0	446.0(EOH)	446	Not Assayed					
BR-40-19	0	190	190	Not Assayed					
BR-40-19	190	192	2	0.1	0.1	0.0	7	0.04	4
BR-40-19	192	194	2	0.1	0.1	0.0	<1	<0.01	0
BR-40-19	194	196	2	0.9	0.6	0.1	63	0.24	0
BR-40-19	196	198	2	0.8	1.1	0.1	23	0.19	0
BR-40-19	198	200	2	3.9	2.7	0.3	70	0.38	0
BR-40-19	200	202	2	1.4	1.0	0.2	41	0.39	0
BR-40-19	202	204	2	1.5	1.0	0.1	32	0.32	0
BR-40-19	204	206	2	2.5	1.4	0.2	36	0.33	0
BR-40-19	206	208	2	1.7	1.1	0.1	30	0.47	0
BR-40-19	208	210	2	1.8	1.0	0.1	18	0.70	0
BR-40-19	210	212	2	0.8	0.7	0.3	20	0.44	1
BR-40-19	212	214	2	0.9	0.5	0.1	9	0.25	0
BR-40-19	214	216	2	0.7	0.3	0.2	5	0.16	0
BR-40-19	216	218	2	0.6	0.6	0.2	10	0.12	1
BR-40-19	218	220	2	0.3	0.2	0.5	11	0.11	1
BR-40-19	220	222	2	0.7	0.2	0.4	20	0.19	2
BR-40-19	222	224	2	0.2	0.2	0.0	2	0.08	2
BR-40-19	224	226	2	0.4	0.2	0.1	8	0.17	3
BR-40-19	226	228	2	0.1	0.0	0.0	5	0.10	0



ASX ANNOUNCEMENT

Drill Hole	From	To	Interval	Zn %	Pb %	Cu %	Ag g/t	Au g/t	BaSO ₄ %
BR-40-19	228	230	2	0.4	0.2	0.0	16	0.42	0
BR-40-19	230	232	2	0.6	0.6	0.1	38	0.32	0
BR-40-19	232	234	2	0.1	0.1	0.0	4	0.15	0
BR-40-19	234	236	2	0.2	0.1	0.0	8	0.10	0
BR-40-19	236	238	2	0.4	0.2	0.0	11	0.10	0
BR-40-19	238	240	2	0.1	0.0	0.0	2	0.08	0
BR-40-19	240	242	2	0.2	0.1	0.0	2	0.08	0
BR-40-19	242	244	2	0.0	0.0	0.0	<1	0.09	0
BR-40-19	244	246	2	0.1	0.0	0.0	1	0.08	1
BR-40-19	246	248	2	0.2	0.1	0.0	<1	0.05	0
BR-40-19	248	250	2	0.1	0.0	0.0	<1	0.04	0
BR-40-19	250	252	2	0.1	0.0	0.0	<1	0.03	1
BR-40-19	252	254	2	0.2	0.1	0.0	<1	0.02	1
BR-40-19	254	256	2	0.0	0.0	0.0	<1	0.03	0
BR-40-19	256	287.7(EOH)	31.7	Not Assayed					
BR-41-19	0	242	242	Not Assayed					
BR-41-19	242	244	2	0.0	<0.005	0.0	<1	0.01	0
BR-41-19	244	246	2	0.0	<0.005	0.0	4	0.02	2
BR-41-19	246	248	2	0.0	0.0	0.0	<1	0.01	1
BR-41-19	248	250	2	5.5	6.2	0.7	74	0.29	0
BR-41-19	250	252	2	7.3	5.6	0.7	97	1.10	1
BR-41-19	252	254	2	1.2	0.6	0.3	14	0.19	1
BR-41-19	254	256	2	3.2	3.2	1.1	82	0.78	6
BR-41-19	256	258	2	0.5	2.3	0.5	22	0.17	5
BR-41-19	258	260	2	0.1	0.0	0.0	<1	<0.01	0
BR-41-19	260	262	2	0.2	0.1	0.0	<1	0.02	0
BR-41-19	262	264	2	3.1	2.3	0.9	374	0.94	35
BR-41-19	264	266	2	3.1	1.4	0.6	194	1.06	63
BR-41-19	266	268	2	3.0	1.4	0.7	414	1.40	79
BR-41-19	268	270	2	3.7	2.4	0.6	343	1.79	83
BR-41-19	270	272	2	4.3	2.6	0.2	179	1.42	66
BR-41-19	272	274	2	0.8	0.5	0.0	14	0.28	11
BR-41-19	274	343(EOH)	69	Not Assayed					
BR-42-19	0	62	62	Not Assayed					
BR-42-19	62	64	2	0.0	<0.005	0.0	<1	<0.01	0
BR-42-19	64	66	2	0.2	0.1	0.0	3	0.05	2
BR-42-19	66	68	2	0.0	0.0	0.1	<1	0.16	7
BR-42-19	68	70	2	2.1	0.8	0.1	146	0.50	25
BR-42-19	70	72	2	1.9	0.7	0.2	145	0.36	20



ASX ANNOUNCEMENT

Drill Hole	From	To	Interval	Zn %	Pb %	Cu %	Ag g/t	Au g/t	BaSO ₄ %
BR-42-19	72	74	2	0.3	0.1	0.0	13	0.11	1
BR-42-19	74	76	2	1.4	0.8	0.1	38	0.54	13
BR-42-19	76	78	2	0.4	0.1	0.0	9	0.18	4
BR-42-19	78	80	2	2.3	0.2	0.0	19	0.88	4
BR-42-19	80	82	2	1.6	0.4	0.1	21	0.74	12
BR-42-19	82	84	2	0.6	0.3	0.1	11	0.33	6
BR-42-19	84	86	2	0.1	0.0	0.1	2	0.03	0
BR-42-19	86	88	2	0.1	0.1	0.0	<1	0.06	1
BR-42-19	88	90	2	0.2	0.2	0.0	3	0.06	3
BR-42-19	90	92	2	0.8	0.2	0.0	1	0.03	2
BR-42-19	92	94	2	0.1	0.1	0.0	<1	0.02	0
BR-42-19	94	96	2	0.0	0.0	0.0	<1	0.01	0
BR-42-19	96	98	2	0.0	<0.005	<0.001	<1	<0.01	0
BR-42-19	98	100	2	0.0	<0.005	0.0	<1	<0.01	0
BR-42-19	100	243.6(EOH)	143.6	Not Assayed					
BJB-1-19	0	120	120	Not Assayed					
BJB-1-19	120	122	2	0.3	0.1	0.0	2	0.03	1
BJB-1-19	122	124	2	1.1	0.2	0.0	5	0.05	0
BJB-1-19	124	126	2	1.5	0.3	0.0	31	0.02	1
BJB-1-19	126	128	2	0.7	0.3	0.0	30	0.02	4
BJB-1-19	128	130	2	0.2	0.1	0.0	7	0.01	3
BJB-1-19	130	132	2	0.1	0.0	<0.001	2	0.01	1
BJB-1-19	132	134	2	0.1	0.0	0.0	1	<0.01	0
BJB-1-19	134	210.5(EOH)	76.5	Not Assayed					
BJB-2-19	0	16	16	Not Assayed					
BJB-2-19	16	18	2	0.1	0.0	0.0	<1	<0.01	0
BJB-2-19	18	20	2	0.0	0.1	0.0	<1	<0.01	0
BJB-2-19	20	22	2	0.1	0.1	0.0	<1	<0.01	0
BJB-2-19	22	24	2	0.0	0.0	0.0	<1	<0.01	0
BJB-2-19	24	26	2	0.0	0.1	0.0	<1	<0.01	0
BJB-2-19	26	28	2	0.0	0.1	0.0	<1	<0.01	0
BJB-2-19	28	30	2	0.1	0.1	0.0	<1	0.01	0
BJB-2-19	30	32	2	0.1	0.0	0.0	<1	0.01	0
BJB-2-19	32	34	2	0.1	0.1	0.0	<1	0.01	0
BJB-2-19	34	36	2	0.0	0.0	0.0	<1	<0.01	0
BJB-2-19	36	38	2	0.0	0.0	0.0	<1	<0.01	0
BJB-2-19	38	40	2	0.0	0.1	0.0	<1	<0.01	0
BJB-2-19	40	42	2	0.0	0.1	0.0	<1	<0.01	0
BJB-2-19	42	44	2	0.1	0.1	0.0	<1	<0.01	0



ASX ANNOUNCEMENT

Drill Hole	From	To	Interval	Zn %	Pb %	Cu %	Ag g/t	Au g/t	BaSO ₄ %
BJB-2-19	44	46	2	0.1	0.1	0.0	<1	<0.01	1
BJB-2-19	46	48	2	0.7	0.2	0.0	<1	<0.01	0
BJB-2-19	48	50	2	0.9	0.2	0.0	<1	0.01	0
BJB-2-19	50	52	2	0.5	0.1	0.0	<1	0.01	0
BJB-2-19	52	54	2	0.2	0.1	0.0	<1	<0.01	0
BJB-2-19	54	56	2	1.0	0.2	0.0	<1	<0.01	0
BJB-2-19	56	58	2	1.2	0.3	0.0	<1	0.01	0
BJB-2-19	58	60	2	0.2	0.1	0.0	<1	<0.01	0
BJB-2-19	60	62	2	0.2	0.2	0.0	<1	<0.01	0
BJB-2-19	62	64	2	0.4	0.2	0.0	<1	<0.01	0
BJB-2-19	64	66	2	0.7	0.1	0.0	<1	0.01	0
BJB-2-19	66	68	2	0.3	0.1	0.0	<1	<0.01	0
BJB-2-19	68	70	2	1.0	0.1	0.0	<1	<0.01	0
BJB-2-19	70	72	2	0.4	0.0	0.0	<1	<0.01	0
BJB-2-19	72	74	2	0.6	0.1	0.0	<1	<0.01	0
BJB-2-19	74	76	2	0.3	0.1	0.0	<1	<0.01	0
BJB-2-19	76	78	2	0.1	0.1	0.0	<1	<0.01	0
BJB-2-19	78	80	2	0.0	0.0	0.0	<1	<0.01	0
BJB-2-19	80	82	2	0.1	0.0	0.0	<1	<0.01	0
BJB-2-19	82	84	2	0.9	0.1	0.0	<1	<0.01	0
BJB-2-19	84	86	2	0.1	<0.00	0.0	<1	<0.01	0
BJB-2-19	86	88	2	0.0	0.0	<0.00	<1	<0.01	0
BJB-2-19	88	90	2	0.1	0.1	0.0	1	<0.01	0
BJB-2-19	90	92	2	0.1	0.0	0.0	1	0.01	0
BJB-2-19	92	94	2	0.1	0.0	0.0	<1	0.02	0
BJB-2-19	94	96	2	0.1	0.0	0.0	<1	0.02	0
BJB-2-19	96	98	2	0.1	0.0	0.0	<1	<0.01	0
BJB-2-19	98	100	2	0.2	0.1	0.0	1	<0.01	0
BJB-2-19	100	102	2	0.3	0.1	0.0	1	0.01	1
BJB-2-19	102	104	2	0.9	0.2	0.0	<1	<0.01	0
BJB-2-19	104	106	2	1.1	0.2	0.0	<1	<0.01	0
BJB-2-19	106	108	2	0.2	0.1	0.0	<1	<0.01	0
BJB-2-19	108	110	2	0.0	0.0	0.0	<1	<0.01	0
BJB-2-19	110	112	2	0.0	0.0	0.0	1	<0.01	0
BJB-2-19	112	114	2	0.1	0.0	0.0	<1	0.01	0
BJB-2-19	114	210(EOH)	96	Not Assayed					
BJB-3-19	0	16	16	Not Assayed					
BJB-3-19	16	18	2	0.0	<0.00	<0.00	<1	0.01	0
BJB-3-19	18	20	2	0.0	<0.00	0.0	<1	<0.01	0



ASX ANNOUNCEMENT

Drill Hole	From	To	Interval	Zn %	Pb %	Cu %	Ag g/t	Au g/t	BaSO ₄ %
BJB-3-19	20	22	2	0.0	0.0	0.0	<1	<0.01	0
BJB-3-19	22	24	2	0.0	<0.00	0.0	<1	0.01	1
BJB-3-19	24	26	2	0.1	0.0	0.0	2	0.02	1
BJB-3-19	26	28	2	0.2	0.0	0.0	<1	0.03	1
BJB-3-19	28	30	2	0.4	0.1	0.0	12	0.24	5
BJB-3-19	30	32	2	0.9	0.3	0.0	34	0.46	9
BJB-3-19	32	34	2	0.8	0.2	0.0	50	0.43	12
BJB-3-19	34	36	2	0.9	0.2	0.0	35	0.19	8
BJB-3-19	36	38	2	0.6	0.2	0.0	33	0.27	6
BJB-3-19	38	40	2	0.2	0.1	0.0	10	0.20	2
BJB-3-19	40	42	2	0.1	0.1	0.0	5	0.05	1
BJB-3-19	42	44	2	0.1	0.1	0.0	<1	0.01	0
BJB-3-19	44	46	2	0.1	0.1	0.0	<1	0.01	1
BJB-3-19	46	48	2	0.1	0.1	0.0	<1	<0.01	0
BJB-3-19	48	50	2	0.1	0.0	0.0	<1	0.01	0
BJB-3-19	50	52	2	0.1	0.1	0.0	4	0.05	0
BJB-3-19	52	54	2	0.3	0.2	0.0	4	0.06	1
BJB-3-19	54	56	2	0.3	0.0	0.0	<1	<0.01	0
BJB-3-19	56	58	2	0.4	0.0	0.0	<1	0.01	0
BJB-3-19	58	60	2	0.4	0.0	0.0	<1	<0.01	0
BJB-3-19	60	62	2	0.7	0.0	0.0	<1	<0.01	0
BJB-3-19	62	64	2	0.4	0.0	0.0	<1	<0.01	0
BJB-3-19	64	66	2	0.2	0.0	0.0	<1	<0.01	0
BJB-3-19	66	68	2	0.1	0.0	0.0	<1	<0.01	0
BJB-3-19	68	70	2	0.1	0.0	0.0	1	0.01	0
BJB-3-19	70	72	2	0.2	0.1	0.0	<1	<0.01	0
BJB-3-19	72	74	2	0.3	0.1	0.0	<1	0.01	0
BJB-3-19	74	76	2	0.1	0.1	0.0	<1	<0.01	0
BJB-3-19	76	78	2	0.1	0.0	0.0	<1	<0.01	0
BJB-3-19	78	80	2	0.1	0.0	<0.00	<1	<0.01	0
BJB-3-19	80	82	2	0.1	0.0	0.0	<1	<0.01	0
BJB-3-19	82	247(EOH)	165	Not Assayed					
BJB-4-19	0	16	16	Not Assayed					
BJB-4-19	16	18	2	0.08	0.02	<0.001	<1	<0.01	1
BJB-4-19	18	20	2	0.11	0.04	0.00	2	0.04	2
BJB-4-19	20	22	2	0.17	0.02	0.00	<1	0.01	4
BJB-4-19	22	24	2	0.43	0.08	0.00	20	0.06	5
BJB-4-19	24	26	2	0.25	0.05	0.00	2	0.03	1
BJB-4-19	26	28	2	2.65	0.88	0.06	62	1.29	18



ASX ANNOUNCEMENT

Drill Hole	From	To	Interval	Zn %	Pb %	Cu %	Ag g/t	Au g/t	BaSO ₄ %
BJB-4-19	28	30	2	1.80	0.77	0.07	79	0.92	14
BJB-4-19	30	32	2	0.32	0.12	0.02	34	0.31	6
BJB-4-19	32	34	2	1.08	0.07	0.01	10	0.19	1
BJB-4-19	34	36	2	1.00	0.15	0.00	<1	0.34	0
BJB-4-19	36	38	2	0.25	0.04	0.00	<1	<0.01	0
BJB-4-19	38	40	2	0.37	0.11	0.00	<1	<0.01	0
BJB-4-19	40	42	2	0.67	0.25	0.00	<1	0.01	0
BJB-4-19	42	44	2	0.60	0.09	0.00	<1	<0.01	0
BJB-4-19	44	46	2	0.10	0.01	0.00	<1	0.01	0
BJB-4-19	46	176(EOH)	130	Not Assayed					



ASX ANNOUNCEMENT

APPENDIX 1- SAMPLING TECHNIQUES AND DATA

(Criteria in this section apply to all succeeding sections.)

Section 1 Sampling Techniques and Data

(Criteria in this section apply to all succeeding sections.)

Criteria	JORC Code explanation	Commentary																											
Sampling techniques	<ul style="list-style-type: none"> Nature and quality of sampling (eg cut channels, random chips, or specific specialised industry standard measurement tools appropriate to the minerals under investigation, such as down hole gamma sondes, or handheld XRF instruments, etc). These examples should not be taken as limiting the broad meaning of sampling. 	<p>HQ diamond core was cut in half to provide a sample for assay typically weighing around 8-10kg. Samples were submitted to the ALS facility in Bor, Serbia for industry standard analytical analysis.</p>																											
	<ul style="list-style-type: none"> Include reference to measures taken to ensure sample representivity and the appropriate calibration of any measurement tools or systems used. 	<p>The half core and weight of the sample provides sufficient representivity.</p> <p>No calibration of any equipment was required as all samples were sent for assay by commercial laboratory.</p>																											
	<ul style="list-style-type: none"> Aspects of the determination of mineralisation that are Material to the Public Report. In cases where 'industry standard' work has been done this would be relatively simple (eg 'reverse circulation drilling was used to obtain 1 m samples from which 3 kg was pulverised to produce a 30 g charge for fire assay'). In other cases more explanation may be required, such as where there is coarse gold that has inherent sampling problems. Unusual commodities or mineralisation types (eg submarine nodules) may warrant disclosure of detailed information. 	<p>HQ3 diamond core was used to obtain 2m samples from which 8-10kg of material was pulverised to produce sample for fire assay, ICP-MS and X-ray Fluorescence (XRF).</p>																											
Drilling techniques	<ul style="list-style-type: none"> Drill type (eg core, reverse circulation, open-hole hammer, rotary air blast, auger, Bangka, sonic, etc) and details (eg core diameter, triple or standard tube, depth of diamond tails, face-sampling bit or other type, whether core is oriented and if so, by what method, etc). 	<p>Drill Type is as follows:</p> <table border="1"> <thead> <tr> <th>Drill Hole</th> <th>Non-Core (m)</th> <th>Diamond Core (m)</th> </tr> </thead> <tbody> <tr> <td>BR-21-19</td> <td>0 – 22.2</td> <td>22.2 – 293.5</td> </tr> <tr> <td>BR-22-19</td> <td>0 – 90.0</td> <td>90.0 – 303.8</td> </tr> <tr> <td>BR-23-19</td> <td>0 – 39.2</td> <td></td> </tr> <tr> <td>BR-24-19</td> <td>0 – 100</td> <td>100.0 – 378.2</td> </tr> <tr> <td>BR-25-19</td> <td>0 – 70.5</td> <td>70.5 – 332.7</td> </tr> <tr> <td>BR-26-19</td> <td>0 – 71.5</td> <td>71.5 – 300.5</td> </tr> <tr> <td>BR-27-19</td> <td>0 – 102.0</td> <td>102.0 – 288.8</td> </tr> <tr> <td>BR-28-19</td> <td>0 – 93.3</td> <td>93.3 – 224.9</td> </tr> </tbody> </table>	Drill Hole	Non-Core (m)	Diamond Core (m)	BR-21-19	0 – 22.2	22.2 – 293.5	BR-22-19	0 – 90.0	90.0 – 303.8	BR-23-19	0 – 39.2		BR-24-19	0 – 100	100.0 – 378.2	BR-25-19	0 – 70.5	70.5 – 332.7	BR-26-19	0 – 71.5	71.5 – 300.5	BR-27-19	0 – 102.0	102.0 – 288.8	BR-28-19	0 – 93.3	93.3 – 224.9
Drill Hole	Non-Core (m)	Diamond Core (m)																											
BR-21-19	0 – 22.2	22.2 – 293.5																											
BR-22-19	0 – 90.0	90.0 – 303.8																											
BR-23-19	0 – 39.2																												
BR-24-19	0 – 100	100.0 – 378.2																											
BR-25-19	0 – 70.5	70.5 – 332.7																											
BR-26-19	0 – 71.5	71.5 – 300.5																											
BR-27-19	0 – 102.0	102.0 – 288.8																											
BR-28-19	0 – 93.3	93.3 – 224.9																											



ASX ANNOUNCEMENT

		BR-29-19	0 – 100	100.0 – 252.5
		BR-30-19	0 – 102.0	102.0 – 338.0
		BR-31-19	0 – 105.0	105.0 – 296.2
		BR-32-19	0 – 99.3	99.3 – 330.8
		BR-33-19	0 – 102.0	102.0 – 279.8
		BR-34-19	0 – 103.5	103.5 – 272.7
		BR-35-19	0 – 102.0	102.0 – 272.4
		BR-36-19	0 – 99.5	99.5 – 261.9
		BR-37-19	0 – 150.0	150.0 – 330.7
		BR-38-19	0 – 100.5	100.5 – 252.0
		BR-39-19	0 – 69.0	69.0 – 446.5
		BR-40-19	0 – 94.6	94.6 – 287.7
		BR-41-19	0 – 100.0	100.0 – 343.0
		BR-42-19	0 – 57.0	57.0 – 243.6
		BJB-1-19		0 – 210.5
		BJB-2-19		0 – 210.0
		BJB-3-19		0 – 247.0
		BJB-4-19		0 – 176.0
Drill sample recovery	<ul style="list-style-type: none"> □ Method of recording and assessing core and chip sample recoveries and results assessed. 	<p>All core was logged for geology and RQD with recovery in the mineralised and sampled zone greater than 90%. The HQ diameter and sampling of half core ensured the representative nature of the samples.</p> <p>There is no observed relationship between sample recovery and grade, and with little to no loss of material there is considered to be little to no sample bias.</p>		
	<ul style="list-style-type: none"> □ Measures taken to maximise sample recovery and ensure representative nature of the samples. 			
	<ul style="list-style-type: none"> □ Whether a relationship exists between sample recovery and grade and whether sample bias may have occurred due to preferential loss/gain of fine/coarse material. 			
Logging	<ul style="list-style-type: none"> □ Whether core and chip samples have been geologically and geotechnically logged to a level of detail to support appropriate Mineral Resource estimation, mining studies and metallurgical studies. 	<p>Sufficient geotechnical logging of the core has been taken and in sufficient detail to support a Mineral Resource estimate however, no Mineral Resource estimate is being reported, only assay results.</p> <p>All core is photographed and logging is qualitative.</p> <p>All core is logged.</p>		
	<ul style="list-style-type: none"> □ Whether logging is qualitative or quantitative in nature. Core (or costean, channel, etc) photography. 			
	<ul style="list-style-type: none"> □ The total length and percentage of the relevant intersections logged. 			
Sub-sampling techniques and sample preparation	<ul style="list-style-type: none"> □ If core, whether cut or sawn and whether quarter, half or all core taken. 	The HQ diameter core was cut in half using a diamond saw.		
	<ul style="list-style-type: none"> □ If non-core, whether riffled, tube sampled, rotary split, etc and whether sampled wet or dry. 	The sampled material is HQ3 half core.		
	<ul style="list-style-type: none"> □ For all sample types, the nature, quality and appropriateness of the sample preparation technique. 	Collection of around 8-10kg of half core material with subsequent pulverisation of the total charge provided an appropriate and representative sample for analysis. Sample preparation was undertaken at the ALS laboratory in Bor, to industry best practice.		



ASX ANNOUNCEMENT

	<ul style="list-style-type: none"> □ <i>Quality control procedures adopted for all sub-sampling stages to maximise representivity of samples.</i> 	<p>Industry best practice was adopted by ALS for laboratory sub-sampling and the avoidance of any cross contamination.</p>
	<ul style="list-style-type: none"> □ <i>Measures taken to ensure that the sampling is representative of the in situ material collected, including for instance results for field duplicate/second-half sampling.</i> 	<p>The half core sampling is considered a reasonable representation of the in-situ material. No duplicate material was collected although a Certified Reference Material was inserted every 15 samples or less.</p>
	<ul style="list-style-type: none"> □ <i>Whether sample sizes are appropriate to the grain size of the material being sampled.</i> 	<p>Sample size of around 8-10kg is considered to be appropriate to reasonably represent the material being tested.</p>
<p><i>Quality of assay data and laboratory tests</i></p>	<ul style="list-style-type: none"> □ <i>The nature, quality and appropriateness of the assaying and laboratory procedures used and whether the technique is considered partial or total.</i> 	<p>Analyses were undertaken at the accredited laboratory of ALS in Bor, Serbia which has full industry certification. Multi elements were assayed by an ICP-MS technique following an aqua regia digest. Gold was determined using a fire assay on a nominal 30g charge. Barite was determined from a fusion followed by dissolution and ICP-AES analysis. All techniques were appropriate for the elements being determined. Samples are considered a partial digestion when using an aqua regia digest.</p>
	<ul style="list-style-type: none"> □ <i>For geophysical tools, spectrometers, handheld XRF instruments, etc, the parameters used in determining the analysis including instrument make and model, reading times, calibrations factors applied and their derivation, etc.</i> 	<p>There was no reliance on determination of analysis by geophysical tools.</p>
	<ul style="list-style-type: none"> □ <i>Nature of quality control procedures adopted (eg standards, blanks, duplicates, external laboratory checks) and whether acceptable levels of accuracy (ie lack of bias) and precision have been established.</i> 	<p>Certified Reference Material (CRM) appropriate for the elements being analysed were added at a rate better than 1 in 15. All results reported by ALS on the CRMs were to better than 2 standard deviation (2SD), it is considered that acceptable levels of accuracy have been achieved.</p>
<p><i>Verification of sampling and assaying</i></p>	<ul style="list-style-type: none"> □ <i>The verification of significant intersections by either independent or alternative company personnel.</i> 	<p>There has been no independent logging of the mineralised interval however, it has been logged by several company personnel and verified by senior staff using core photography.</p>
	<ul style="list-style-type: none"> □ <i>The use of twinned holes.</i> 	<p>None of the reported holes are twin holes.</p>



ASX ANNOUNCEMENT

	<ul style="list-style-type: none"> □ <i>Documentation of primary data, data entry procedures, data verification, data storage (physical and electronic) protocols.</i> 	<p>Field collection data was uploaded using the Micromine software and verified at point of entry. Data is also uploaded into the GeoBank software. Data is stored on the Virtual Cloud and at various locations including Perth, WA. It is regularly backed-up.</p>
	<ul style="list-style-type: none"> □ <i>Discuss any adjustment to assay data.</i> 	<p>No adjustments were necessary.</p>
Location of data points	<ul style="list-style-type: none"> □ <i>Accuracy and quality of surveys used to locate drill holes (collar and down-hole surveys), trenches, mine workings and other locations used in Mineral Resource estimation.</i> 	<p>Sampling sites were surveyed using Total Station to better than 0.05m accuracy in the local BiH coordinate system.</p>
	<ul style="list-style-type: none"> □ <i>Specification of the grid system used.</i> 	<p>The grid system used MGI 1901 / Balkans Zone 6.</p>
	<ul style="list-style-type: none"> □ <i>Quality and adequacy of topographic control.</i> 	<p>The topographic surface of the immediate area was generated from a LiDAR survey to an accuracy of approximately 0.05m. It is considered sufficiently accurate for the Company's current activities.</p>
Data spacing and distribution	<ul style="list-style-type: none"> □ <i>Data spacing for reporting of Exploration Results.</i> 	<p>Results from twenty-six drill holes are being reported. All samples were collected at 2m intervals down hole.</p>
	<ul style="list-style-type: none"> □ <i>Whether the data spacing and distribution is sufficient to establish the degree of geological and grade continuity appropriate for the Mineral Resource and Ore Reserve estimation procedure(s) and classifications applied.</i> 	<p>No Mineral Resource or Ore Reserve is being reported.</p>
	<ul style="list-style-type: none"> □ <i>Whether sample compositing has been applied.</i> 	<p>Sample composite was not employed.</p>
Orientation of data in relation to geological structure	<ul style="list-style-type: none"> □ <i>Whether the orientation of sampling achieves unbiased sampling of possible structures and the extent to which this is known, considering the deposit type.</i> 	<p>Reported holes were drilled at an average declination and azimuth as stated in Table 2 of the accompanying report. The drill holes are considered to be reasonably orthogonal to the interpreted dip of the mineralisation.</p>
	<ul style="list-style-type: none"> □ <i>If the relationship between the drilling orientation and the orientation of key mineralised structures is considered to have introduced a sampling bias, this should be assessed and reported if material.</i> 	<p>It is not considered that the drilling orientation has introduced a sampling bias, as the drilling is considered to be orthogonal to the strata bound mineralisation.</p>
Sample security	<ul style="list-style-type: none"> □ <i>The measures taken to ensure sample security.</i> 	<p>Chain of Custody of digital data is managed by the Company. Physical material was stored on site and, when necessary, delivered to the assay laboratory. Thereafter laboratory samples were controlled by the nominated laboratory. All sample collection was controlled by digital sample control file(s) and hard-copy ticket books.</p>
Audits or reviews	<ul style="list-style-type: none"> □ <i>The results of any audits or reviews of sampling techniques and data.</i> 	<p>A Site and Laboratory (ALS and SGS, Bor) visit was made by Dr Belinda van Lente, an employee of CSA Global in January 2018. There were no material issues found for the 2017 drill campaign.</p>



ASX ANNOUNCEMENT

26 August 2019