



West African Resources Ltd

West Africa's emerging gold producer

Construction Update 27<sup>th</sup> June 2019



# IMPORTANT NOTICE

## IMPORTANT NOTICE AND DISCLAIMER

This presentation contains “forward-looking information” within the meaning of securities legislation, including information relating to West African’s future financial or operating performance. All statements in this presentation, other than statements of historical fact, that address events or developments that West African expects to occur, are “forward-looking statements”. Forward-looking statements are statements that are not historical facts and are generally, but not always, identified by the words “expects”, “does not expect”, “plans”, “anticipates”, “does not anticipate”, “believes”, “intends”, “estimates”, “projects”, “potential”, “scheduled”, “forecast”, “budget” and similar expressions, or that events or conditions “will”, “would”, “may”, “could”, “should” or “might” occur. All such forward-looking statements are based on the opinions and estimates of the relevant management as of the date such statements are made and are subject to important risk factors and uncertainties, many of which are beyond West African’s ability to control or predict. Forward-looking statements are necessarily based on estimates and assumptions that are inherently subject to known and unknown risks, uncertainties and other factors that may cause actual results, level of activity, performance or achievements to be materially different from those expressed or implied by such forward-looking statements. In the case of West African, these statements include statements regarding annual gold production forecasts, all of the results of the feasibility study, including estimates of internal rates of return, net present value, future production, estimates of cash cost, assumed long term price for gold, proposed mining plans and methods, mine life estimates, cash flow forecasts, metal recoveries, and estimates of capital and operating costs, their anticipated operations in future periods, planned exploration and development of its properties, and plans related to its business and other matters that may occur in the future. This information relates to analyses and other information that is based on expectations of future performance and planned work programs. Statements concerning mineral resource and ore reserve estimates are also considered forward-looking information as the estimation involves subjective judgments about many relevant factors. Mineral resource and/or ore reserve estimates may have to be re-estimated based on, among other things: fluctuations in the gold price; results of future exploration activities; results of metallurgical testing and other studies; changes to proposed mining operations, including dilution; and the possible failure to receive required permits, approvals and licenses.

Forward-looking information is subject to a variety of known and unknown risks, uncertainties and other factors which could cause actual events or results to differ from those expressed or implied by the forward-looking information, including, without limitation: exploration hazards and risks; risks related to exploration and development of natural resource properties; uncertainty in West African’s ability to obtain funding; gold price fluctuations; recent market events and conditions; risks related to the uncertainty of mineral resource calculations and the inclusion of inferred mineral resources in economic estimation; risks related to governmental regulations; risks related to obtaining necessary licenses and permits; risks related to their business being subject to environmental laws and regulations; risks related to their mineral properties being subject to prior unregistered agreements, transfers, or claims and other defects in title; risks relating to competition from larger companies with greater financial and technical resources; risks relating to the inability to meet financial obligations under agreements to which they are a party; ability to recruit and retain qualified personnel; and risks related to their directors and officers becoming associated with other natural resource companies which may give rise to conflicts of interests. This list is not exhaustive of the factors that may affect West African’s forward-looking information. Should one or more of these risks and uncertainties materialize, or should underlying assumptions prove incorrect, actual results may vary materially from those described in the forward-looking information.

West African’s forward-looking information is based on the reasonable beliefs, expectations and opinions of their respective management on the date the statements are made and West African does not assume any obligation to update forward looking information if circumstances or management’s beliefs, expectations or opinions change, except as required by law. For the reasons set forth above, investors should not place undue reliance on forward-looking information. For a complete discussion with respect to West African, please refer to West African’s financial statements and related MD&A, all of which are filed on SEDAR at [www.sedar.com](http://www.sedar.com) and available on West African’s website at [www.westafricanresources.com](http://www.westafricanresources.com).

## NI 43-101 QUALIFIED PERSONS AND COMPETENT PERSONS STATEMENT

Information in this presentation that relates to exploration results, exploration targets or mineral resources is based on, and fairly represents, information and supporting documentation prepared by Mr Brian Wolfe, an independent consultant specialising in mineral resource estimation, evaluation and exploration. Mr Wolfe is a Member of the Australian Institute of Geoscientists. Mr Wolfe has sufficient experience which is relevant to the style of mineralisation and type of deposit under consideration and to the activity which he is undertaking to qualify as a Competent Person (or “CP”) as defined in the 2012 Edition of the Australasian Code for Reporting of Exploration Results, Mineral Resources and Ore Reserves (the “2012 JORC Code”) and a Qualified Person (or “QP”) under Canadian National Instrument 43-101 (“NI 43-101”). Mr Wolfe has reviewed and approved the scientific and technical information and contents of this presentation and consents to the inclusion in this presentation of all scientific and technical statements based on his information in the form and context in which they appear.

Information in this presentation that relates to open-pit Ore Reserves is based on, and fairly represents, information and supporting documentation prepared by Mr Stuart Cruickshanks, an independent specialist mining consultant. Mr Cruickshanks is a Fellow of the Australian Institute of Mining and Metallurgy. Mr Cruickshanks has sufficient experience which is relevant to the style of mineralisation and type of deposit under consideration and to the activity which he is undertaking to qualify as CP as defined in the 2012 JORC Code and a QP under Canadian NI 43-101. Mr Cruickshanks has reviewed and approved the scientific and technical information and contents of this presentation and consents to the inclusion in this presentation of all scientific and technical statements based on his information in the form and context in which they appear.

Information in this presentation that relates to underground Ore Reserves is based on, and fairly represents, information and supporting documentation prepared by Mr Peter Wade, an independent specialist mining consultant. Mr Wade is a Fellow of the Australian Institute of Mining and Metallurgy. Mr Wade has sufficient experience which is relevant to the style of mineralisation and type of deposit under consideration and to the activity which he is undertaking to qualify as CP as defined in the 2012 JORC Code and a QP under Canadian NI 43-101. Mr Wade has reviewed and approved the scientific and technical information and contents of this presentation and consents to the inclusion in this presentation of all scientific and technical statements based on his information in the form and context in which they appear.

Any other information in this presentation that relates to exploration results, exploration targets or mineral resources is based on information compiled by Mr Richard Hyde, a Director, who is a Member of The Australian Institute of Mining and Metallurgy and Australian Institute of Geoscientists. Mr Hyde has sufficient experience which is relevant to the style of mineralisation and type of deposit under consideration and to the activity which he is undertaking to qualify as a CP as defined in JORC Code and a QP under National Instrument 43-101. Hyde has reviewed and approved the scientific and technical information and contents of this presentation, and consents to the inclusion in this presentation of the statements based on his information in the form and context in which they appear.

West African has also prepared a current, independent, NI 43-101-compliant technical report for the Sanbrado Gold Project which is available under West African’s SEDAR profile at [www.sedar.com](http://www.sedar.com) and on West African’s website at [www.westafricanresources.com](http://www.westafricanresources.com). The technical report is titled “NI 43-101 Technical Report: Open Pit and Underground Feasibility Study, Sanbrado Gold Project, Burkina Faso” and with an effective date of 25 March 2019. This technical report includes relevant information regarding the effective dates and the assumptions, parameters and methods of the mineral resource and reserve estimates on the Sanbrado Gold Project cited in this presentation, as well as information regarding data verification, exploration procedures and other matters relevant to the scientific and technical disclosure contained in this presentation.

## Non IFRS Financial Performance Measures

The Company has included certain non-IFRS financial measures in this presentation, including operating cash costs and all-in sustaining costs (“AISC”) per ounce of gold produced. These non-IFRS financial measures do not have any standardised meaning. Accordingly, these financial measures are intended to provide additional information and should not be considered in isolation or as a substitute for measures of performance prepared in accordance with International Financial Reporting Standards (“IFRS”). Operating cash costs and all-in-sustaining cash costs are a common financial performance measure in the mining industry but have no standard definition under IFRS. Operating cash costs are reflective of the cost of production. AISC include operating cash costs, net-smelter royalty, corporate costs, sustaining capital expenditure, sustaining exploration expenditure and capitalised stripping costs. The Company also includes EBITDA in this presentation, which also has no standard definition under IFRS. The Company calculates EBITDA as net profit or loss for the period excluding finance costs, income tax expense and depreciation. EBITDA excludes the impact of cash costs of financing activities and taxes and the effects of changes in working capital balances and therefore is not necessarily indicative of operating profit or cash flow from operations as determined under IFRS. Other companies may calculate these measures differently.

# WEST AFRICA'S EMERGING NEW GOLD PRODUCER

- West Africa's highest margin gold project in construction
- On target for +300,000 ounces gold in first 12 months of production
- Fully funded and on track for gold production from open-pit oxide and free-milling underground ores, H2 2020
- Average annual production 217,000oz gold over first five years at lowest quartile AISC <US\$600/oz
- Growing 3.1 Million ounce gold Mineral Resource
  - Underground: 0.8 Moz at 19.5 g/t gold
  - Open-pits: 2.3 Moz at 1.3 g/t gold
- Open at depth 1.7 Million ounce gold Probable Reserve
  - Underground: 0.65 Moz at 10.2 g/t gold
  - Open-pits: 1.0 Moz at 1.6 g/t gold



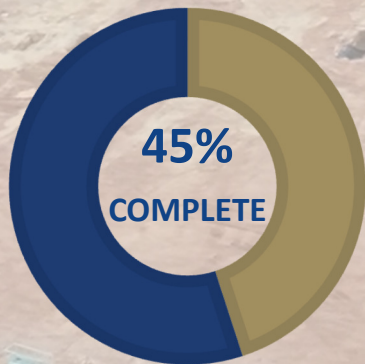
Source: ASX Feasibility Study release dated 16 April 2019.

ASX:	WAF
OTC US:	WFRSF
Shares:	869.4 Million
Market Cap:	A\$278 Million



# SANBRADO GOLD PROJECT

## Project Status



Fully funded, fully permitted,  
tracking to budget and schedule  
for H2 2020 gold production



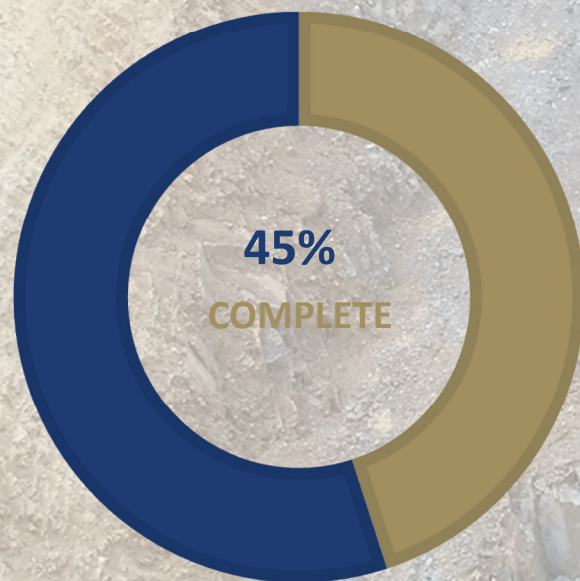
# SANBRADO GOLD PROJECT

Targeting commercial production H2 2020


## Project Status Highlights

- Stage 1 Infrastructure earthworks & civils complete
- CIL tanks being welded on site
- Pipeline and water dam complete
- Decline for underground advanced 75m

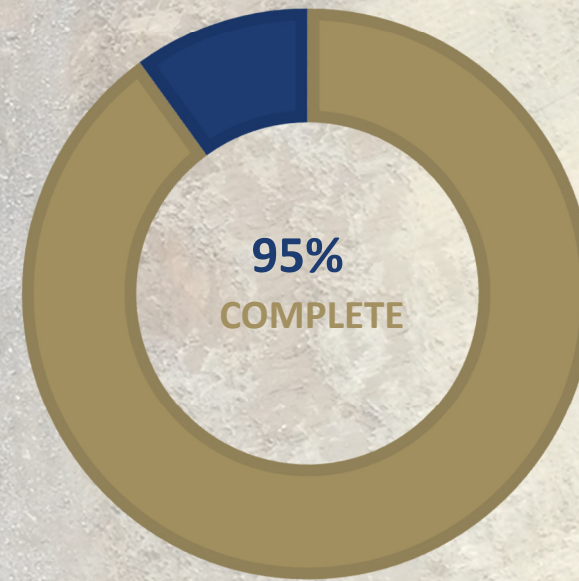
**Overall  
Project Status**



**Award of Major  
Construction Contracts**



**Detailed  
Engineering**






# WEST AFRICAN CONSTRUCTION TEAM

## EXTENSIVE PROJECT DEVELOPMENT EXPERIENCE IN BURKINA FASO

<b>Chief Development Officer</b>	<b>Matthew Wilcox</b> - Over 20 years experience in mining construction. Project Director for Nord Gold's 4Mtpa Bissa and 8Mtpa Bouly projects, both located in Burkina Faso. General Manager of the 6Mtpa LEFA Gold Project in Guinea, and most recently Project Director for the 12Mtpa Gross Gold Project in Siberia, Russia.
<b>General Manager Administration (Burkina Faso)</b>	<b>Jean-Bertrand Reinle</b> - Over 30 years experience in security and over 15 years in mining roles in West Africa. He has held senior management positions including Director of Security for Nord Gold's Burkina operations, and as alternate General Manager at the Bissa Gold Mine. He is a former Officer with the French Military and French Foreign Legion.
<b>Construction Manager</b>	<b>Daniel Kotzee</b> - Over 15 years experience in mining construction in West Africa. Construction Manager for Nord Gold's 4Mtpa Bissa Gold Project and 8Mtpa Bouly Gold Project, both located in Burkina Faso.
<b>Commercial Manager</b>	<b>Hesbon Okwayo</b> - Over 15 years experience in mining and contracts management in East and West Africa. Previously Contracts Manager for Lycopodium on the construction of the Agbaou (Cote D'Ivoire) and Bissa (Burkina Faso) gold projects. Most recently Hesbon was Supply Chain Director for Nord Gold in Burkina Faso.
<b>Earthworks &amp; Civils Manager</b>	<b>Guillaume Hubert</b> - More than 30 years experience in earthworks and civil construction. Former Civils Superintendent with Endeavour mining (Karma) and Nord Gold (Bissa and Bouly) in Burkina Faso.
<b>Chief of Security</b>	<b>Thierry Montalbano</b> - More than 20 years experience in security and 9 years experience in West Africa. Proven expertise in threat assessments, security intelligence gathering and strategic planning. Former French Military and French Foreign Legion.
<b>EPCM Contractor</b>	<b>Lycopodium Minerals</b> - Lycopodium is an Australian-headquartered engineering and project management consultancy that has completed the construction of more than a dozen gold development projects in West Africa since 2009. Lycopodium has a successful track record in Burkina Faso, recently delivering EPCM projects at the 3Mtpa Hounde and 4Mtpa Karma Upgrade gold projects for Endeavour Mining, 3Mtpa Boungou gold project for Semafo, 4Mtpa Bissa and 8Mtpa Bouly gold projects for Nordgold and currently building the 2.5Mtpa Wahgnion gold project for Teranga Gold Corp.





# SANBRADO GOLD PROJECT

## PROCESS PLANT AREA



- All CIL tank foundations poured
- SAG and ball mill foundations poured
- Reclaim chamber foundations poured
- CIL tank welding commenced
- Crusher, SAG mill heads and trunnions on site



# SANBRADO PROCESS PLANT

## CONSTRUCTION PROGRESS



1 Generator foundations  
3 HFO day tank foundations

2 Pre-leach thickener foundation  
4 C130 Metso jaw crusher delivered to site fully assembled



# SANBRADO PROCESS PLANT CONSTRUCTION PROGRESS



1. CIL tanks welded on site
2. SAG mill foundations
3. Ball and SAG mill foundations





# M1 SOUTH UNDERGROUND CONSTRUCTION PROGRESS – M1 SOUTH PORTAL




1 & 2 steel sets in the M1 South portal  
3 Portal and decline operational



# SANBRADO GOLD PROJECT

## CAMP, CLINIC AND ADMINISTRATION BUILDINGS



- 270 person camp - accommodation units 1 -5 complete, units 6 – 9 ongoing
- Clinic, police and security building and wall complete
- Camp kitchen and mess building complete and operational
- Rec area, bar and swimming pool operational



# **SANBRADO GOLD PROJECT**

## **WATER STORAGE FACILITY, PIPELINE AND TAILINGS STORAGE FACILITY**



- Lined 1.5 million cubic metre WSF complete (background)
- 21km pipeline and abstraction tower complete
- Clearing and grubbing TSF cell 1 (foreground)



# SANBRADO GOLD PROJECT

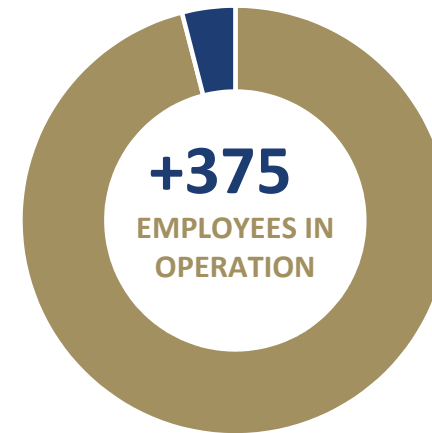
## E & S COMMITMENTS

### Environmental and Social

- ✓ Baseline studies for the ESIA and RAP were undertaken from 2015 to 2018. Environmental and RAP approval were granted in 2018.
- ✓ Environmental permit was granted in 2018 covering mining and process plant, Sanbrado exploitation and mining and surface infrastructure.
- ✓ ESIA and RAP currently undergoing upgrade to satisfy IFC Performance Standards - targeting compliance Q4 2019

### Positive Social Impact from Sanbrado

- ✓ Employment for local workforce
- ✓ Contributing to community development fund 1% of revenue
- ✓ Infrastructure, community facilities and social services
- ✓ Training, employment and local partnerships
- ✓ Local governance, gender and human rights



**290**

**NEW HOMES AND  
STRUCTURES UNDER  
CONSTRUCTION**

**<700**

**AFFECTED LOCAL  
PEOPLE**

**95% Burkinabé**



**5% Expatriate**



**95%**

**COMPENSATION  
PAID TO AFFECTED  
LOCALS**



New homes under construction for affected stakeholders



# NEAR-TERM CATALYSTS

ON BUDGET AND ON SCHEDULE FOR GOLD PRODUCTION H2 2020

Commence major earthworks and civils	Q1 2019	✓
Pour first concrete, CIL tank and mill foundations	Q2 2019	✓
Complete pipeline and 1.5M <sup>3</sup> water storage facility	Q2 2019	✓
Complete underground box-cut and start decline	Q2 2019	✓
First draw US\$75M from Taurus Debt Facility	Q2 2019	✓
Grade control of M1 and M5 open-pits	Q2 -3 2019	
Award open-pit mining contract	Q3 2019	
Start SMP installation	Q3 2019	
Plant commissioning and ramp-up	Q2 2020	
Commercial gold production	H2 2020	





# SANBRADO PROJECT SCHEDULE

## CURRENT DEVELOPMENT PLAN FOR 2019 AND BEYOND

	2018				2019				2020			
	Q1	Q2	Q3	Q4	Q1	Q2	Q3	Q4	Q1	Q2	Q3	Q4
Further resource / reserve and definition drilling												
Mining and environmental permits approved		✓										
Updated DFS		✓										
Award of EPCM and Order Mill Package				✓								
Detailed design and commencement of early works				✓								
Project financing				✓								
Formal Investment Decision (FID)				✓								
DFS Update resources, reserves and optimisation					✓							
Debt drawdown						✓						
Box-cut & portal establishment, decline development						✓						
Major works												
Underground ore development and mining												
Open pit mining commences												
First gold and commercial production												





**WEST AFRICAN RESOURCES LTD**

**WEST AFRICA'S EMERGING GOLD PRODUCER**

**ADDITIONAL INFORMATION**





# EXPERIENCED BOARD AND MANAGEMENT

## BOARD OF DIRECTORS

<b>RICHARD HYDE</b> Founder, MD & CEO	<b>MARK CONNELLY</b> Non-Exec Chairman	<b>SIMON STORM</b> Non-Exec Director	<b>IAN KERR</b> Non-Exec Director
+20 years experience in the mining industry and more than 15 years of experience in West Africa. Formerly Regional Manager of RSG Global, and Senior Consulting Geologist Coffey Mining. Founding shareholder and Director of WAF.	+25 years experience in mining. Former MD & CEO of Papillon Resources merged with B2Gold, and Adamus Resources, built the Nzema gold mine and later merged with Endeavour Mining. Newmont and Inmet Mining Corporation.	+ 25 years experience in Australian and international accounting and commerce. Chartered accountant. Formerly with Deloitte Haskins & Sells in Africa and London. Price Waterhouse in Perth.	+30 years experience in mining construction and operations with several Australian and international mining companies including Placer Dome and WMC. He has also held senior positions with engineering firms Lycopodium and Mintrex.

## MANAGEMENT TEAM

<b>LYNDON HOPKINS</b> Chief Operating Officer	<b>MATTHEW WILCOX</b> Chief Development Officer	<b>PADRAIG O'DONOGHUE</b> Chief Financial Officer	<b>VINCENT MOREL</b> GM Exploration and New Projects	<b>TODD GILTAY</b> GM Finance	<b>PIERRE TAPSOBA</b> National Director
+30 years experience in gold exploration, development and mining. Former COO of Equigold NL's Ivory Coast operations and Mine Manager of Regis Resources Ltd's Rosemont Gold Mine.	+20 years experience in mining construction, 8 years with Nord Gold SE. Project Director for the construction of Nord Gold's 4Mtpa Bissa Gold Project and 8Mtpa Bouly Gold Project, in Burkina Faso.	+25 years experience. Chartered accountant. Has held CFO and Company Secretarial positions with several private and ASX listed mining and contracting companies. Placer Dome and Barrick.	+25 years of experience in mining, over 20 years of experience in Africa. Involved with discovery of Randgold's +10Moz gold Morila gold mine in Mali.	+15 years experience with Barrick. CPA qualified accountant. Corporate and mine based gold projects in Australia, Africa and Papua New Guinea.	+40 years experience. Dr Tapsoba is a Burkinabe' national. PhD trained geologist. Former government minister, with strong government and local relationships.



# CAPITAL STRUCTURE AND ANALYST COVERAGE

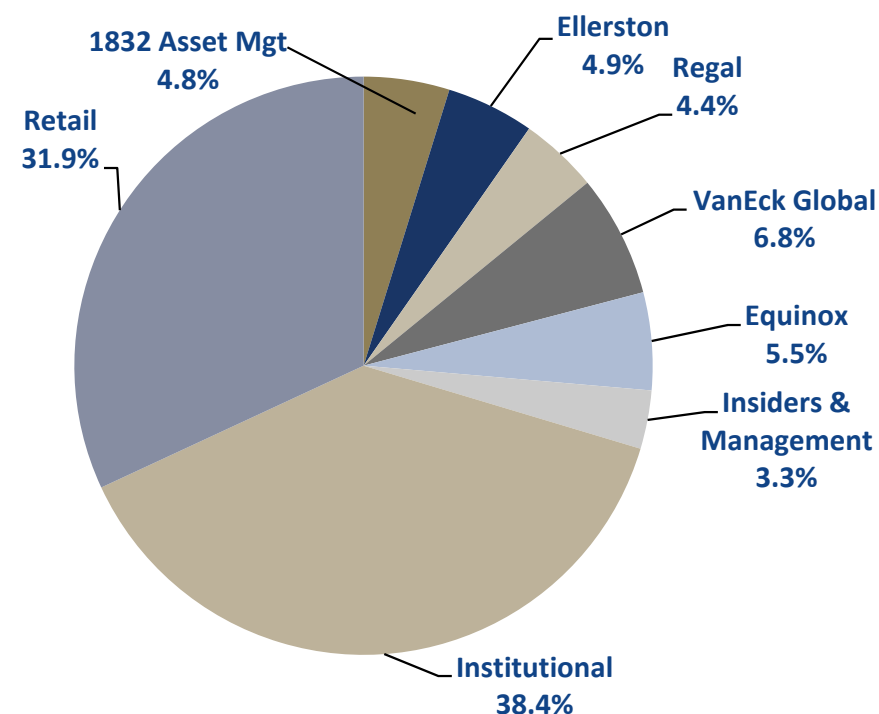
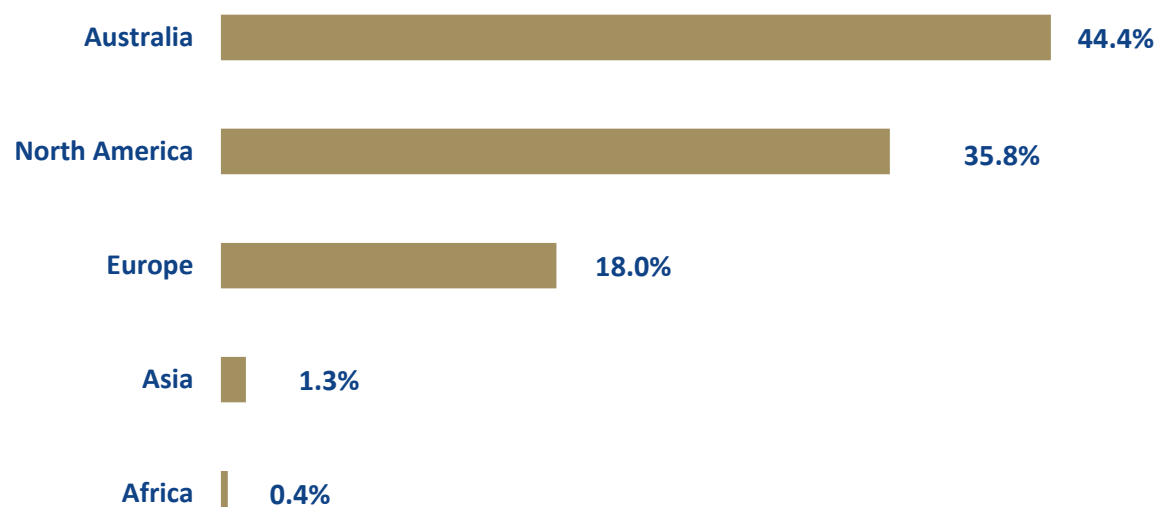
## ASX: WAF

Total Ordinary Shares on Issue	869.4m
Options and performance rights on issue	17.2m
Top 20 Shareholders	55%
Cash (31 March 2019)	A\$37.2m
Market Capitalisation (at A\$0.32/share)	\$278m

## Analyst Coverage<sup>2</sup>

Argonaut	James Wilson
Euroz	Andrew Clayton
Hartleys	Mike Millikan
Macquarie	Ben Crowley
Sprott Equity Research	Brock Salier

## INVESTOR BY GEOGRAPHIC LOCATION<sup>1</sup>



1. For top 78% of investors
2. Further information at <http://www.westafricanresources.com/investor-centre>





# MINERAL RESOURCES AND RESERVES

SANBRADO GOLD PROJECT MINERAL RESOURCES April 2019	Cutoff	Indicated Resource			Inferred Resource			Total		
	(Au g/t)	Tonnes	Grade	Au Oz	Tonnes	Grade	Au Oz	Tonnes	Grade	Au Oz
			(Au g/t)			(Au g/t)			(Au g/t)	
M1 South U/G >180mRL	3	1,000,000	21.9	697,000	300,000	11.2	117,000	1,300,000	19.48	814,000
M1 South O/P <180mRL	0.5	850,000	6.4	178,000	50,000	5.2	5,000	900,000	6.32	183,000
M5 O/P	0.5	36,650,000	1.2	1,470,000	14,600,000	1.1	520,000	51,250,000	1.21	1,990,000
M1 North O/P	0.5	750,000	2.0	49,000	500,000	2.0	32,000	1,250,000	2.02	81,000
M3 O/P	0.5	150,000	2.0	11,000	200,000	1.5	9,000	350,000	1.78	20,000
Sub-total O/P	0.5	38,400,000	1.4	1,708,000	15,350,000	1.1	566,000	53,750,000	1.32	2,274,000
<b>Total O/P + U/G</b>	<b>0.5 + 3.0</b>	<b>39,400,000</b>	<b>1.9</b>	<b>2,405,000</b>	<b>15,650,000</b>	<b>1.4</b>	<b>683,000</b>	<b>55,050,000</b>	<b>1.74</b>	<b>3,088,000</b>


SANBRADO GOLD PROJECT   April 2019		Tonnes	Gold	Contained Gold
PROBABLE MINERAL RESERVE		Mt	(Au g/t)	koz
M1 South Underground		2.0	10.2	646
M1 South Open Pit		0.8	5.5	151
M1 North Open Pit		0.6	2.1	38
M5 Open Pit		18.1	1.4	811
M3 Open Pit		0.1	1.7	8
<b>Total Probable Mineral Reserve</b>		<b>21.6</b>	<b>2.4</b>	<b>1,653</b>



Note: Due to rounding, numbers presented throughout this document may not add up precisely to the totals provided and percentages may not precisely reflect the absolute figures. The Sanbrado Gold Project Mineral Resources estimates have an effective date of 16 April 2019. For further details, please refer to the ASX announcement released by West African on 16 April 2019 entitled "West African to produce +300,000 ounces gold in first year at Sanbrado". Mineral Resources are reported inclusive of those Mineral Resources that have been modified to Mineral Ore Reserves. Mineral Resources that are not Mineral Ore Reserves do not have demonstrated economic viability. All tonnage, grade and contained metal content estimates have been rounded; rounding may result in apparent summation differences between tonnes, grade, and contained metal content.



# West African Resources Ltd – ASX: WAF



[www.westafricanresources.com](http://www.westafricanresources.com)