



ANNUAL REPORT 2017

Over the Wire Holdings Limited

ACN 151 872 730



ANNUAL REPORT 2017

Over the Wire Holdings Limited

ACN 151 872 730

Share Register



Auditor



Solicitors



An aerial night photograph of a city, likely Sydney, Australia, featuring the Sydney Harbour Bridge and the Sydney Opera House. The image is overlaid with a network of glowing blue lines and dots, suggesting a digital or technological theme.

GENERAL

This Annual Report is dated 27 October 2017.

Currency

Monetary amounts shown in this Prospectus are expressed in Australian dollars unless otherwise stated.

Photographs and diagrams

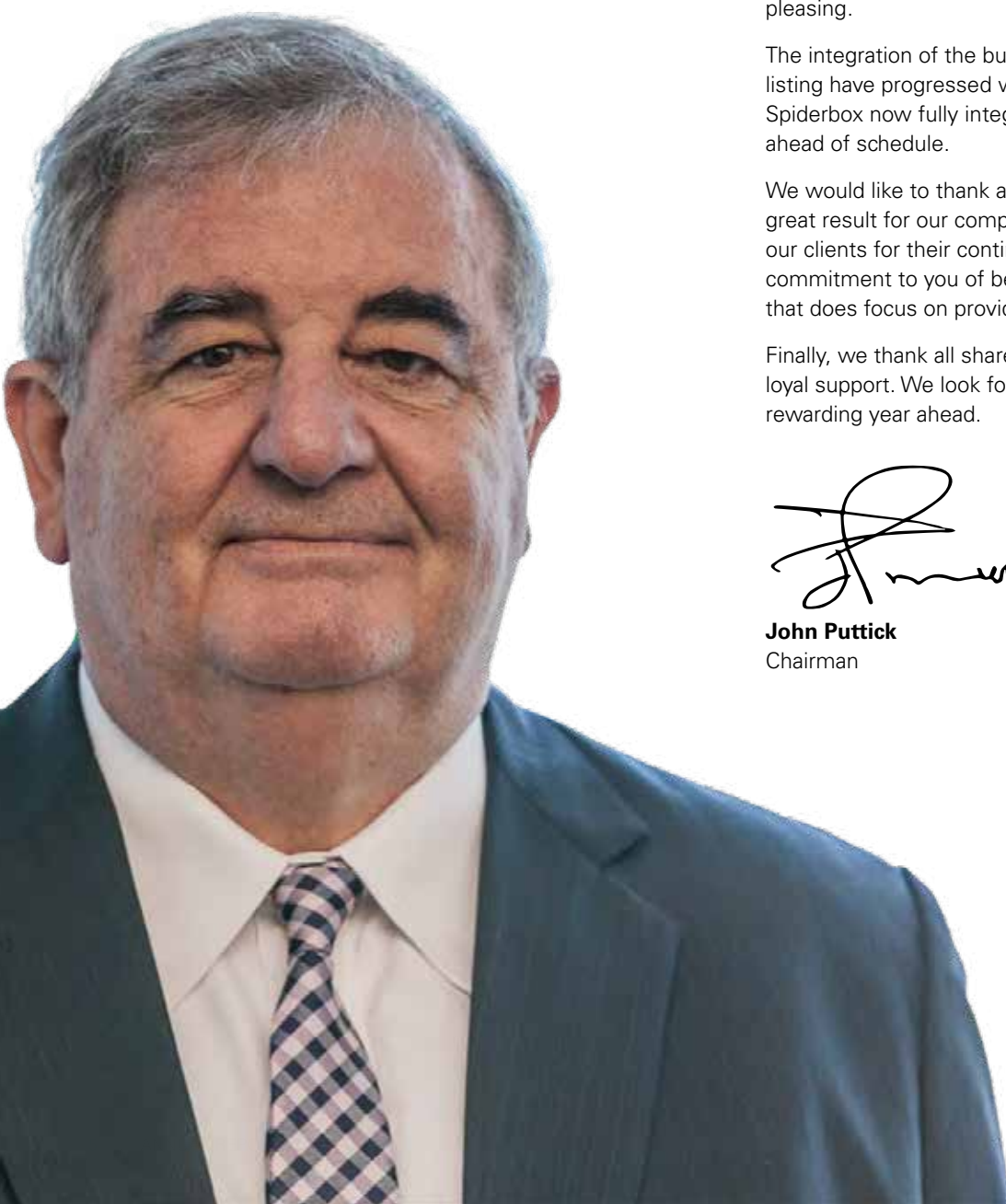
Photographs used in this report without descriptions are only for illustration. Diagrams used in this report may not be drawn to scale. The assets depicted in photographs in this report are not assets of the Company unless otherwise stated.

TABLE OF CONTENTS

Chairman's Letter	5
Business Overview	6
General Information	9
Corporate Directory	10
Directors' Report	11
Remuneration Report	20
Auditor's Independence Declaration	25
Corporate Governance Statement	27
Financial Statements	37
Notes to the Financial Statements	42
Directors' Declaration	83
Independent Auditor's Report	86
Contact Details	93

CHAIRMAN'S LETTER

**On behalf of the Board of
Over the Wire Holdings Limited,
it is with great pleasure that we
present to you the annual report
for the 2017 financial year.**



Highlights of the year

- Revenue increased by 45% to \$34.2m
- EBITDA increased by 36% to \$7.4m
- NPAT increased by 26% to \$3.6m
- Achieved customer retention of 98.2%
- Released new offerings in Data and Voice
- Successfully acquired Telarus Pty Ltd

We would attribute the year's success to effectively implementing our geographic expansion plans and achieving strong contributions across all four product divisions – Data Networks, Voice, Cloud & Managed Services and Data Centre colocation. Our overall organic growth of 21% was once again pleasing.

The integration of the businesses that we acquired since listing have progressed well, with Faktortel, Sanity and Spiderbox now fully integrated. Telarus integration remains ahead of schedule.

We would like to thank all of our staff for achieving another great result for our company. We would also like to thank our clients for their continued support, and we maintain our commitment to you of being the telecommunications provider that does focus on providing great service.

Finally, we thank all shareholders for your continued and loyal support. We look forward to another successful and rewarding year ahead.

A handwritten signature in black ink, appearing to read 'John Puttick'.

John Puttick
Chairman



BUSINESS OVERVIEW

Our objective is to be the telecommunications, cloud and IT services provider of choice to businesses in Australia and New Zealand.

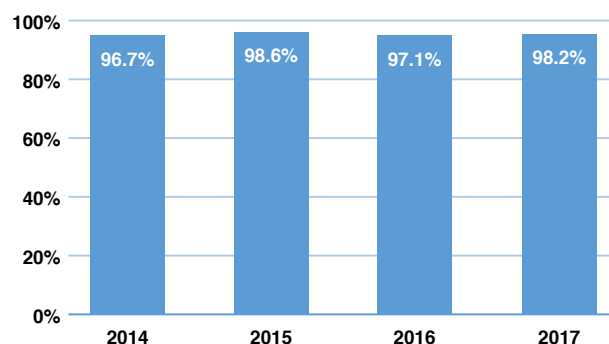
We aim to do this through:

- Our products - reliable, flexible and good value
- Our people – knowledgeable, passionate and helpful
- Our performance - superior service and highly recommended

Providing a broad and integrated offering of products and services provides our customers with a complete solution from one supplier dedicated to customer service. Our suite of services to businesses include:

- Data Networks and Internet;
- Voice;
- Cloud and Managed Services; and
- Data Centre Colocation.

Over the Wire Customer Retention Revenue Year-on-Year



Notes:

1. Does not include acquisitions until they have been owned for 2 full years.
2. A customers revenue is classified as retained in a given year if Over the Wire had revenue from the customer in the current year and in the previous year.

Customer Service

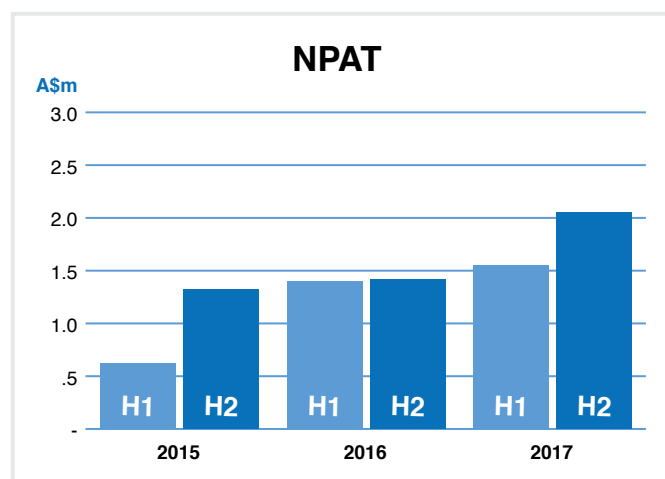
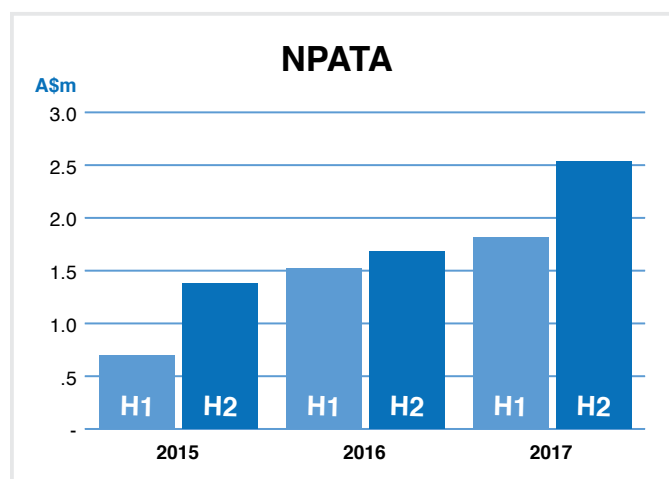
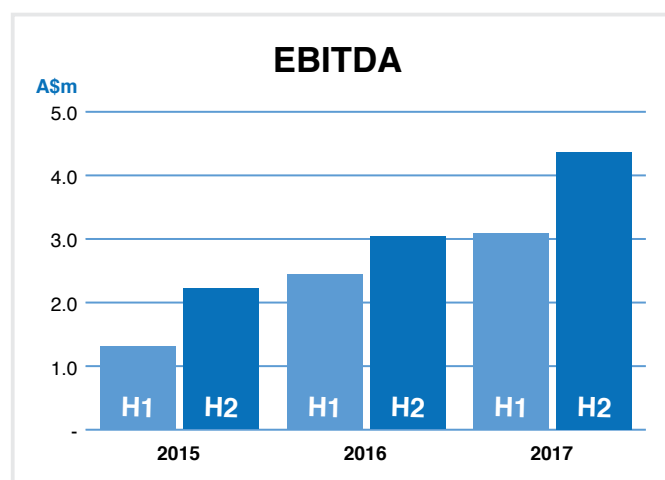
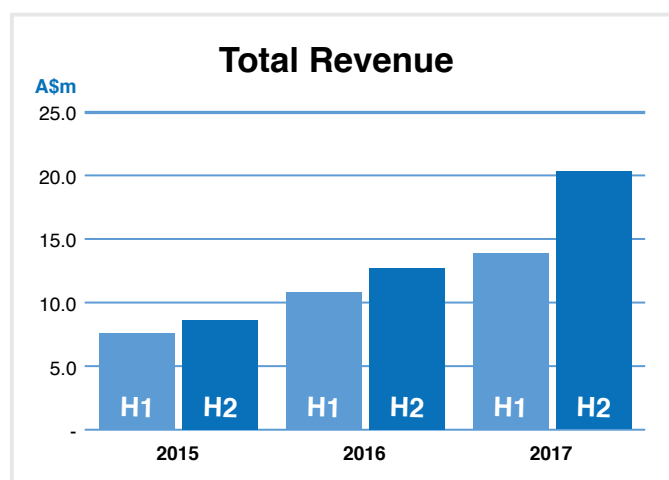
Our dedication to customer service remains uncompromising and we have a culture which consistently delivers high levels of customer service and retention. This is verified by our high levels of customer retention, shown in the graph above as year on year customer revenue retained.

SIGNIFICANT ORGANIC GROWTH AND STRONG FINANCIAL PERFORMANCE

Total revenue from ordinary activities for the year was \$34.2m (2016: \$23.6m), representing an increase of 45% on the corresponding year. The result demonstrates demand from customers across all four product lines. 21% of the revenue growth was achieved organically.

The group made a net profit after tax expense of \$3.6m (2016: \$2.8m), representing an increase of 26% on the corresponding year. Net profit after tax before amortisation (NPATA) was \$4.4m, up from \$3.2m in 2016, representing an increase of 37% on the corresponding year. Statutory EBITDA profit was \$7.4m, up from \$5.4m in 2016, representing an increase of 36% on the corresponding year.

The group has delivered consistent growth in revenue and profitability since listing, as represented by the following graphs.

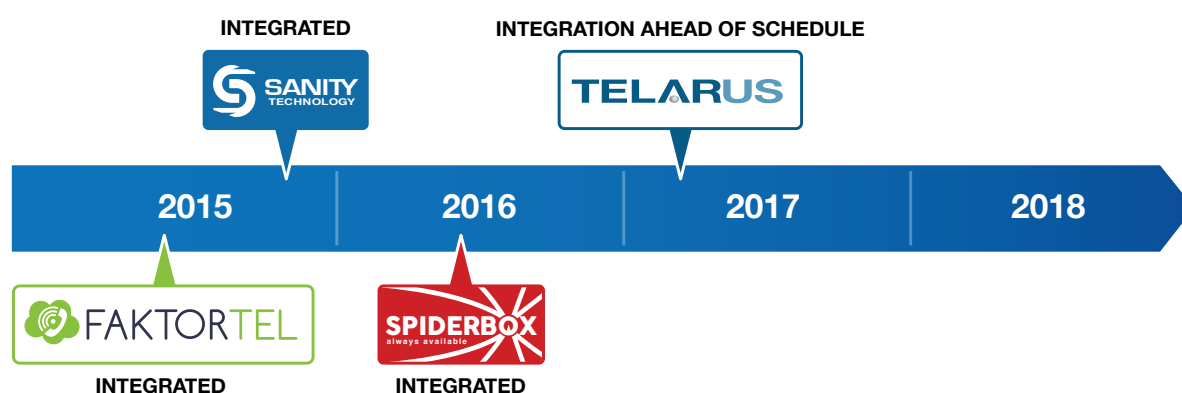


SUCCESSFUL ACQUISITIONS

On 16 January 2017, Over the Wire acquired 100% of the shares in Telarus Pty Ltd (Telarus). Telarus delivers managed network, managed security and private cloud solutions to the Australian and New Zealand SME and Enterprise markets. The company acquired Telarus for:

- Geographic expansion, as the Telarus acquisition accelerates Over the Wire's expansion into the Victorian market;
- A high quality customer base that offers cross sell and interstate expansion opportunities;
- Significant synergies that are expected to be realised on integration;
- A high quality team that will integrate well with the Over the Wire culture;
- New products in Managed Security and Mobile data that will be well received by the existing Over the Wire client base; and
- Attractive EBITDA and EPS accretion to Over the Wire on a full year basis.






Over the Wire has developed a track record of acquiring and then integrating acquisitions, with timely realisation of synergies and cost savings.



POSITIVE OUTLOOK

Our commitment to being able to provide a complete telecommunications, cloud and IT Services offering to businesses, that is supported by an Australian based network operations centre dedicated to a positive customer experience, gives up confidence that our growth will continue in 2018.

We remain focussed on achieving our vision and continuously improving the financial performance of the business and the returns for our shareholders through:

 <h3>GROWTH</h3> <p>Grow organically by 20% annually and supplement our growth with strategic acquisitions that accelerate our growth and add long term value.</p> <p>Continue investment in Sales and Marketing. Continue cross selling to existing customers. Selective future acquisitions. Realisation of synergies from Telarus acquisition.</p>	 <h3>IMPROVEMENT</h3> <p>Continuously improve our product offering to offer seamless solutions with no gaps.</p> <p>Further develop our offering in:</p> <ul style="list-style-type: none"> • Cloud Telephony • Managed Security • Mobility • Private Cloud 	 <h3>FOCUS</h3> <p>Our customers remain at the epicentre of all that we do, receiving exceptional service and recommending us to others.</p> <p>Continuously focus on how we are improving the experience for our customers.</p>	 <h3>ENGAGEMENT</h3> <p>Ensure our team is engaged and customer focussed, embodying our core values.</p> <p>Build on our performance culture. Be a great place to work. Attract, develop and retain great talent.</p>	 <h3>EVOLUTION</h3> <p>Evolve our systems to support and enhance customer experience, our growth and our corporate performance.</p> <p>Continue integration of systems to ensure seamless customer and team experience Further enhance our customer portal for optimal customer experience</p>
--	--	---	--	---



GENERAL INFORMATION

The annual report covers Over the Wire Holdings Limited as a consolidated entity consisting of Over the Wire Holdings Limited and the entities it controls. The report is presented in Australian dollars, which is Over the Wire Holdings Limited's functional and presentational currency.

Over the Wire Holdings Limited is a listed public company limited by shares, incorporated and domiciled in Australia. Its registered office and principal place of business are:

Registered Office & Principal Place of Business

Level 21, 71 Eagle Street
Brisbane Qld 4000

A description of the nature of the consolidated entity's operations and its principal activities are included in the directors' report.

The financial statements were authorised for issue, in accordance with a resolution of directors on 24 August 2017. The directors have the power to amend and/or reissue the financial report.

CORPORATE DIRECTORY

DIRECTORS

JOHN PUTTICK DUNIV QUT, FACS, ACA
Chairman

MICHAEL OMEROS MAICD, BE(ELECTRONICS), BINFOTECH
Chief Executive Officer

BRENT PADDON BINFOTECH, GRADDIPBUSADMIN
Executive Director

SUSAN FORRESTER BA, LLB (HONS), EMBA, FAICD
Non-Executive Director

SECRETARY

MIKE STABB FCA, MAICD, BBUS(ACCY,BUSLAW), RTA
Chief Financial Officer

KEY MANAGEMENT

BEN CORNISH
Chief Operating Officer

Registered Office and Principal Place of Business

Level 21, 71 Eagle Street
Brisbane QLD 4000

Share Register

Link Market Services
Level 15, 324 Queen Street
Brisbane QLD 4000

Auditor

PKF Hacketts Audit
Level 6, 10 Eagle Street
Brisbane QLD 4000

Solicitors

McCullough Robertson Lawyers
Level 11, Central Plaza Two,
66 Eagle Street
Brisbane, QLD 4000

Bankers

Australia and New Zealand Banking Group
324 Queen Street
Brisbane QLD 4000

National Australia Bank
308-322 Queen Street
Brisbane QLD 4000

Stock Exchange Listings

Over the Wire Holdings Limited shares are listed on the
Australian Securities Exchange (ASX)

Website Address

www.overthewire.com.au



1.0

DIRECTORS' REPORT

DIRECTORS' REPORT

Your directors present their report on the consolidated entity consisting of Over the Wire Holdings Limited ("the Company") and the entities it controlled ("the consolidated entity", "Group") for the year ended 30 June 2017.

DIRECTORS AND COMPANY SECRETARY

The name of the directors who held office during or since the end of the year.

JOHN PUTTICK

Non-Executive Chairman
(appointed 1 December 2015)

MICHAEL OMEROS

Managing Director and Chief Executive Officer
(appointed 1 July 2011)

BRENT PADDON

Executive Director
(appointed 1 July 2011)

SUSAN FORRESTER

Non-Executive Director
(appointed 1 December 2015)

MIKE STABB

Company Secretary and Chief Financial Officer
(appointed 9 July 2012)

PRINCIPAL ACTIVITIES

The consolidated entity is a profitable, high growth provider of telecommunications, cloud and IT solutions. It has a national network presence with Points of Presence (POPs) in all major Australian capital cities and Auckland, New Zealand.

During the year the principal continuing activities of the consolidated entity consisted of offering an integrated product suite of the following services to businesses in Australia and New Zealand:

- Data Networks and Internet;
- Voice;
- Cloud and Managed Services; and
- Data Centre Co-location

There has been no significant change to the principal activities of the group during the year. Telarus Pty Ltd was acquired on 16th January 2017, and its product suite includes Data Networks and Internet, Voice, and Cloud & Managed Services, in line with the consolidated entity's existing principal activities.

REVIEW OF OPERATIONS

Total revenue from ordinary activities for the year was \$34,217K (2016: \$23,611K), representing an increase of 45% on the corresponding year. The result demonstrates demand from customers across all four product lines including:

- Data Networks revenue of \$15,915K (2016: \$10,456K), representing an increase of 52% on the corresponding year and delivered through organic growth and the successful acquisition of Telarus on 16 January 2017;
- Voice revenue of \$10,714K (2016: \$7,895K), representing an increase of 36% on the corresponding year and delivered through strong organic growth and the successful acquisition of Telarus on 16 January 2017;
- Cloud and Managed Services revenue of \$4,845K (2016: \$2,698K), representing an increase of 80% on the corresponding year and delivered through strong organic growth and the successful acquisition of Telarus on 16 January 2017;
- Data Centre co-location revenue of \$2,742K (2016: \$2,562K), representing an increase of 7% on the corresponding year and delivered through organic growth.

The consolidated entity continued to build upon its geographic expansion strategy outlined in its Initial Public Offering (IPO).

A primary focus was to deliver growth in the New South Wales and Victorian markets and this has been successfully achieved both organically and through acquisition.

The below table show comparative figures from 2016 to 2017:

	Revenue growth 2016 to 2017 (Organic – Excludes Telarus)	Revenue Growth 2016 to 2017 (Statutory)
Geographic Area		
Queensland	12%	13%
New South Wales	58%	84%
Victoria	45%	452%
Other	48%	49%

EARNINGS BEFORE INTEREST, TAX, DEPRECIATION AND AMORTISATION (EBITDA)

EBITDA refers to earnings before interest, tax, depreciation and amortisation, and is an important metric to the consolidated entity because it shows the strong gross profit and expenditure management delivered by the consolidated entity and correlates well with operating cashflow. Set out below is a reconciliation of Profit before Income Tax Expense and EBITDA.

	Consolidated	
	2017 \$,000	2016 \$,000
Profit before Income Tax Expense	4,857	4,095
Depreciation & Amortisation	2,330	1,242
Finance Costs	182	86
EBITDA	7,369	5,423

Earnings before interest, tax, depreciation and amortisation (EBITDA) was \$7,369K (2016: \$5,423K), representing an increase of 36% on the corresponding year. Net Profit after Income Tax Expense (NPAT) was \$3,598K (2016: \$2,847K), representing an increase of 26% on the corresponding year. The increase in profitability has been achieved through maintaining gross margin whilst increasing revenue and effective management of operating expenses whilst investing for future growth.

As at 30 June 2017, the consolidated entity had \$5,484K in cash or cash equivalents. Net Cashflow from Operating Activities (before Interest and Tax) for the 2017 year was \$7,930K (\$5,839K in 2016) demonstrating an alignment with EBITDA. The consolidated entity's continued sound management of overhead expenses in the underlying business, maintaining debtors days and creditors days metrics, recognising cost synergies in the acquired entities, and when combined with revenue growth of 45%, has generated the growth in EBITDA and positive Cash from Operating Activities outlined in the Consolidated Statement of Cash flows.

DIVIDENDS PAID AND PROPOSED

A final dividend for 30 June 2016 of 1 cent per share fully franked was paid in November 2016.

An interim dividend of 0.75 cents per share fully franked, for the six months ended 31 December 2016, was paid in May 2017.

Subsequent to year-end, on 21 August 2017, the Company declared a fully franked final dividend of 1.25 cents per share, for the year ended 30 June 2017. The dates of the dividend are as follows:

Ex Date	18 September 2017
Record Date	19 September 2017
Payment Date	10 October 2017

As this final dividend was declared subsequent to year-end, no provision has been made in the accounts for the dividend.

BUSINESS STRATEGIES AND PROSPECTS FOR FUTURE FINANCIAL YEARS

The Consolidated entity operates four product lines; Data Networks, Voice, Cloud and Managed Services, and Data Centre Co-location. Each product line is capable of being delivered stand-alone or bundled with one or more other product lines to deliver a complete solution.

The Company will continue its business development and marketing initiatives, and leverage its investment in the four product lines to grow organically, both through the acquisition of new customers and selling more products and services to existing customers. Growing into New South Wales and Victoria continues to remain a focus.

The Company will leverage its investment in Telarus to deliver further synergies. It will also continue to look to grow through identifying and acquiring suitable businesses that deliver a strategic fit, readily achievable synergies and add shareholder value.

SIGNIFICANT CHANGES IN STATE OF AFFAIRS

ACQUISITION OF TELARUS

TELARUS PTY LTD

On 16 January 2017, Over the Wire acquired 100% of the shares in Telarus Pty Ltd (Telarus) for a consideration of \$7,615K plus a subsequent working capital adjustment of \$639K, for a total consideration of \$8,254K.

Telarus delivers business grade solutions to the Australian and New Zealand SME and Enterprise markets. Employing 25 staff in Melbourne and servicing over 300 business customers, Telarus delivers managed network, managed security and private cloud solutions.

The acquisition was funded through a combination of debt and cash, with the debt sourced from a new \$10m debt facility provided by the NAB. The facility comes with customary lending covenants around Debt-to-EBITDA (<1.5 times) and Debt-Service-Coverage (>1.5 times), as well as periodic financial reporting requirements.

The company acquired Telarus for:

- Geographic expansion, as the Telarus acquisition accelerates Over the Wire's expansion into the Victorian market;
- A high quality customer base that offers cross sell and interstate expansion opportunities;
- Significant synergies that are expected to be realised on integration;
- A high quality team that will integrate well with the Over the Wire culture;
- New products in Managed Security and Mobile data that will be well received by the existing Over the Wire client base; and
- Attractive EBITDA and EPS accretion to Over the Wire on a full year basis.



EVENTS SINCE THE END OF THE FINANCIAL YEAR

On 21 August 2017, the Company declared a fully franked final dividend of 1.25 cents per share, for the year ended 30 June 2017. The dates of the dividend are as follows:

Ex Date	18 September 2017
Record Date	19 September 2017
Payment Date	10 October 2017

As this final dividend was declared subsequent to year-end, no provision has been made in the accounts for the dividend.

No matter or circumstances have arisen since the end of the financial period which significantly affected or may significantly affect the operations of the consolidated entity, the results of those operations, or the state of affairs of the consolidated entity in future financial periods.

LIKELY DEVELOPMENTS AND EXPECTED RESULTS OF OPERATIONS

The Consolidated entity will continue its focus on growing organically through geographic expansion, cross-selling of complementary products and new or enhanced product and service initiatives within its existing product lines.

Acquisitions will continue to be targeted where they provide synergies, complement the current offering and add shareholder value.

ENVIRONMENTAL REGULATION

The consolidated entity's operations are not currently subject to significant environmental regulation under the law of the Commonwealth and State.

OUR OBJECTIVE IS TO BE THE
TELECOMMUNICATIONS,
CLOUD AND IT SERVICES
PROVIDER OF CHOICE FOR
BUSINESSES IN AUSTRALIA
AND NEW ZEALAND.



Data
Networks



Managed
Security



Internet



Voice



Hosted PBX



Private Cloud
Infrastructure



Managed
Services



Colocation

INFORMATION ON DIRECTORS & COMPANY SECRETARY

The following information is current as at the date of this report.



JOHN PUTTICK

DUNIV QUT, FACS, ACA

Non-Executive Chairman

John was appointed as Chairman of the company in December 2015. He was the founder and chairman of GBST Holdings Limited.

John holds an Honorary Doctorate from The Queensland University of Technology and a Chartered Accounting qualification from Auckland University of Technology.

John has over forty years of experience in building commercial systems with information technology, over thirty of which were in developing financial services solutions at GBST Holdings Limited.

Other Current Directorships

None

Former Directorships in last 3 years

GBST Holdings Limited (ASX: GBT)

Special Responsibilities

- Chair of the Board
- Chair of nominations and remuneration committee
- Member of audit and risk committee

Direct and indirect interest in shares and options

Ordinary Shares

Over the Wire Holdings **20,000**



MICHAEL OMEROS

MAICD, BE(ELECTRONICS)(HONS), BINFOTECH

Managing Director Chief Executive Officer

Michael is a co-founder and the Managing Director of the company.

He has over twenty years of experience in the telecommunications and IT services sectors, and graduated from QUT in 1994 with a Bachelor of Engineering – Electronics (First Class Honours) and Bachelor of IT (with Distinction).

Prior to Over the Wire, Michael held a Senior Management role at GBST, worked for Zurich Insurance in the UK and founded Celentia which has now been absorbed by Over the Wire.

Other Current Directorships

None

Former Directorships in last 3 years

None

Special Responsibilities

- Member of audit and risk committee

Direct and indirect interest in shares and options

Ordinary Shares

Over the Wire Holdings **15,107,115**



BRENT PADDON

BINFOTECH, GRADDIPBUSADMIN

Executive Director

Brent is a co-founder and Director of the Company.

He has over twenty years of experience in telecommunications and IT services sectors and graduated from QUT in 1996 with a bachelor of IT. He also completed a Graduate Diploma in Business Administration from QUT in 2008.

Brent held a senior management role at Web Central, worked for Pipe Networks and founded Brisbane Internet Technology, which was sold to Asia Online.

Other Current Directorships

None

Former Directorships in last 3 years

None

Special Responsibilities

- Member of nominations and remuneration committee

Direct and indirect interest in shares and options

Ordinary Shares

Over the Wire Holdings **14,900,000**



SUSAN FORRESTER

BA, LLB (HONS), EMBA, FAICD

Non-Executive Director

Susan was appointed as Non-Executive Director in December 2015.

She is an accomplished company director, with significant experience as non-executive director across a range of listed and unlisted company boards, spanning the professional services, healthcare and childcare sectors. In particular, she has chaired, or being a member of various audit, risk management and remuneration committees.

With a Bachelor of Laws (Honours) and a Bachelor of Arts (Japanese) from the University of Queensland, Susan completed an executive Masters of Business Administration (EMBA) from the Melbourne Business School. She is also a fellow of the Australian Institute of Company Directors (FAICD).

Other Current Directorships

Chair and Non-Executive Director of National Veterinary Care Ltd (ASX:NVL) (appointed February 2015)

Non-Executive Director of G8 Education Limited (ASX:GEM) (appointed November 2011)

Non-Executive Director of Xenith IP Group Limited (ASX:XIP) (appointed October 2015)

Former Directorships in last 3 years

None

Special Responsibilities

- Chair of audit and risk committee
- Member of nominations and remuneration committee

Direct and indirect interest in shares and options

Ordinary Shares

Over the Wire Holdings: **155,413**



MIKE STABB

FCA, MAICD, BBUS(ACCY,BUSLAW), RTA

Chief Financial Officer & Company Secretary

Mike was appointed CFO and Company Secretary in July 2012.

He is a Fellow of the Institute of Chartered Accountants with over twenty years of experience, and graduated with Distinction from QUT in 1995 with a Bachelor of Business (Accy & BusLaw).

Mike worked for Deutsche Bank in London and on Wall Street, and held CFO and senior finance roles in the property, radio communications and banking industries in Australia.

Other Current Directorships

None

Former Directorships in last 3 years

None

Special Responsibilities

- Chief Financial Officer / Company Secretary

Direct and indirect interest in shares and options

Ordinary Shares

Over the Wire Holdings: **179,441**

MEETINGS OF DIRECTORS

The number of meetings of the company's board of directors and of each board committee held during the year ended 30 June 2017, and the numbers attended by each director were:

	Full Meetings of directors		Meetings of committees			
	Held	Attended	Audit		Nominations & Remuneration	
			Held	Attended	Held	Attended
John Puttick	15	12	4	4	3	3
Michael Omeros	15	15	4	4	NA	NA
Brent Paddon	15	15	NA	NA	3	3
Susan Forrester	15	15	4	4	3	3

INSURANCE OF OFFICERS AND INDEMNITIES

During the financial year, Over the Wire Holdings Limited paid a premium of \$26,140 to insure the directors and secretaries of the company and its Australian-based controlled entities, and the general managers of each of the divisions of the group.

The liabilities insured are legal costs that may be incurred in defending civil or criminal proceedings that may be brought against the officers in their capacity as officers of entities in the group, and any other payments arising from liabilities incurred by the officers in connection with such proceedings. This does not include such liabilities that arise from conduct involving a wilful breach of duty by the officers or the improper use by the officers of their position or of information to gain advantage for themselves or someone else or to cause detriment to the company. It is not possible to apportion the premium between amounts relating to the insurance against legal costs and those relating to other liabilities.

PROCEEDINGS ON BEHALF OF THE COMPANY

No person has applied to the court under section 237 of the Corporations Act 2001 for leave to bring proceedings on behalf of the company, or to intervene in any proceedings to which the company is a party, for the purpose of taking responsibility on behalf of the company for all or part of those proceedings. No proceedings have been brought or intervened in on behalf of the company with leave of the Court under section 237 of the Corporations Act 2001.

NON-AUDIT SERVICES

The company may decide to employ the auditor on assignments additional to their statutory audit duties where the auditor's expertise and experience with the company and/or the group are important.

Details of the amounts paid or payable to the auditor (PKF Hacketts Audit) for audit and non-audit services provided during the year are set out below.

The board of directors has considered the position and, in accordance with advice received from the audit committee, is satisfied that the provision of the non-audit services is compatible with the general standard of independence for auditors imposed by the Corporations Act 2001. The directors are satisfied that the provision of non-audit services by the auditor, as set out below, did not compromise the auditor independence requirements of the Corporations Act 2001 for the following reasons:

- All non-audit services have been reviewed by the audit committee to ensure they do not impact the impartiality and objectivity of the auditor.
- None of the services undermines the general principles relating to auditor independence as set out in APES 110 Code of Ethics for Professional Accountants.

During the year the following fees were paid or payable for non-audit services provided by the auditor of the parent entity, its related practices and non-related audit firms:

	Consolidated	
	2017	2016
	\$,000	\$,000
Other Assurance Services		
IPO Related Services	-	51
Total Remuneration for Other Assurance Services	-	51
Taxation Services		
Tax Compliance Services	39	22
Total Remuneration for Taxation Services	39	22
Total Remuneration for Non-Audit Services	39	73

AUDITOR'S INDEPENDENCE DECLARATION

A copy of the auditor's independence declaration as required under section 307C of the Corporations Act 2001 is set out on page 26.

ROUNDING OF AMOUNTS

The consolidated entity is of a kind referred to in ASIC Corporations (Rounding in Financial / Directors' Reports) Instrument 2016/191, issued by the Australian Securities and Investments Commission, relating to the 'rounding off' of amounts in the directors' report and financial report. Amounts in the directors' report and financial report have been rounded off to the nearest thousand dollars in accordance with that Legislative Instrument.

REMUNERATION REPORT

The directors present the Over the Wire Holdings Limited 2017 remuneration report, outlining key aspects of our remuneration policy and framework as well as remuneration awarded this year. It has also been audited as required by section 308(3C) of the Corporations Act (2001).

The Report is structured as follows:

- (a) Key management personnel (KMP) covered in this report
- (b) Remuneration policy and link to performance
- (c) Elements of remuneration
- (d) Remuneration expenses for executive KMP
- (e) Non-executive director arrangements
- (f) Other statutory information
- (g) Options & Performance Rights

(A) KEY MANAGEMENT PERSONNEL (KMP) COVERED IN THIS REPORT

John Puttick

Non-Executive Chairman
(appointed 1 December 2015)

Michael Omeros

Managing Director and Chief Executive Officer
(appointed 1 July 2011)

Brent Paddon

Executive Director
(appointed 1 July 2011)

Susan Forrester

Non-Executive Director
(appointed 1 December 2015)

Other key management personnel:

Mike Stabb

Chief Financial Officer and Company Secretary

Ben Cornish

Chief Operating Officer

There have been no changes in KMP since the end of the reporting period.

(B) REMUNERATION POLICY AND LINK TO PERFORMANCE

Our remuneration committee is made up of two independent non-executive directors and one executive director. The committee will review and determine our remuneration policy and structure annually to ensure it remains aligned to business needs, and meets our remuneration principles.

Executive KMP Remuneration Policy Statement

Consistent with contemporary Corporate Governance standards Over the Wire Holdings' remuneration policy aims to set employee and executive remuneration that is fair, competitive and appropriate for the markets in which it operates and is mindful of internal relativities. Over the Wire Holdings will aim to ensure that the mix and balance of remuneration is appropriate to reward fairly, attract, motivate and retain senior executives and other key employees.

Specific objectives of this policy will include the following:

- Provide a fair and competitive (internal and external) fixed annual remuneration for all positions under transparent policies and review procedures;
- Link executive KMP rewards to shareholder value accretion by providing appropriate equity (or equivalent) incentives to selected senior executives and employees linked to long-term company performance and core values;
- Provide competitive total rewards to attract and retain appropriately skilled employees and executives;
- Have a meaningful portion of remuneration 'at risk', dependent upon meeting pre-determined performance benchmarks, both short (annual), medium (deferred STI) and long term (+ 3 years); and
- Establish appropriate, demanding performance hurdles for any executive short or long term equity incentive remuneration.

This broad remuneration policy will be delivered by Over the Wire Holdings under a Total Targeted Remuneration (TTR) or Total Annual Remuneration (TAR) framework. Appropriate remuneration policy settings will be achieved by consistently applying a clear remuneration strategy directed at supporting the Board approved business strategy with appropriate and flexible processes, policies and procedures established by the Board from time to time.

(C) ELEMENTS OF REMUNERATION

Fixed Annual Remuneration (FR)

Executives may receive their fixed remuneration as cash, superannuation and fringe benefits such as mobile phones, car allowances and in house fringe benefits.

During 2017 there were fixed remuneration increases given to executive KMP as follows:

- **Mike Stabb**
Base Salary increased from \$200,000 to \$220,000
- **Ben Cornish**
Base Salary increased from \$200,000 to \$220,000

Based on independent external advice the Board believes the remuneration for these executives with the increase is still below the market median of comparable executives in comparable companies but has adopted a conservative approach to the realignment of the remuneration.

Short-term Incentives – Operational Bonuses

Elements of KMP remuneration were dependent on the satisfaction of operational performance conditions as follows:

- In 2017, elements of KMP remuneration were dependent on the satisfaction of operational performance conditions as follows:
- A cash bonus of \$25,000 for Mike Stabb linked to the achievement of operational KPIs.
- A cash bonus of \$25,000 for Ben Cornish linked to the achievement of operational KPIs.
- From 1 July 2017, the Company has implemented a Short term incentive (STI) scheme utilising key performance criteria based on a mix of financial and non-financial criteria.

Long-term Incentives

On 29 June 2017, the consolidated entity issued 200,000 performance rights to key management personnel under an Employee Share Plan as a means of rewarding and incentivising key employees.

Further details of the performance rights, including details of rights issued during the financial year, are set out in note 34.

From 1 July 2017, the Company has implemented a Long term incentive (LTI) scheme with features that meets contemporary general accepted market standards, and that:

- Encourage the long term retention of selected key executives and aligns the interests of the key executives with shareholders;
- Reward service and performance by these executives;
- Meet contemporary governance and executive remuneration standards; and
- Satisfy all executive employment contract obligations and meet all regulatory requirements.

(D) REMUNERATION EXPENSES FOR EXECUTIVE KMP

The following table shows details of the remuneration expense recognised for the group's executive key management personnel for the current and previous financial year measured in accordance with the requirements of the accounting standards. Remuneration paid to directors and executives is valued at the cost to the group.

Key Management Personnel Remuneration

Name	Year	Fixed remuneration					Variable remuneration		Total	Performance Based
		Cash Salary*	Non-monetary Benefits*	Annual Leave*	Long service Leave**	Post-employment Benefits***	Cash Bonus*	Share Based Payments***		
		\$,000	\$,000	\$,000	\$,000	\$,000	\$,000	\$,000	\$,000	%
Executive Directors										
Michael Omeros	2017	209	46	17	4	20	-	-	295	-
	2016	221	44	17	4	24	-	-	310	-
Brent Paddon	2017	254	3	19	4	20	-	-	300	-
	2016	254	-	19	4	19	-	-	296	-
Other Management Personnel										
Mike Stabb	2017	195	-	15	3	26	25	2	267	9.4
	2016	189	-	13	3	20	20	6	251	7.9
Ben Cornish	2017	200	1	15	3	21	25	2	268	9.3
	2016	196	-	14	3	20	20	1	254	7.8
Total Executive Directors & Other KMPs	2017	858	50	67	14	87	50	4	1,130	4.4
	2016	860	44	63	14	83	40	7	1,111	3.6
Total NED Remuneration (see section (e) below)	2017	135	-	-	-	-	-	-	135	-
	2016	83	-	-	-	-	-	-	83	-
Total KMP remuneration Expensed	2017	993	50	67	14	87	50	4	1,265	4.0
	2016	943	44	63	14	83	40	7	1,194	3.3

* Short-term benefits as per Corporations Regulation 2M.3.03(1) Item 6

** Other long-term benefits as per Corporations Regulation 2M.3.03(1) Item 8

*** Post-employment benefits are provided through contributions to a superannuation fund. The amounts disclosed as remuneration represent the amount contributed by the employer at the statutory rate 9.5%, measured in accordance with AASB 119 Employee Benefits.

**** Shares issued under an employee share scheme established by the group on 30 November 2016, as well as Performance Rights issued, as set out at Note 34.

OPTIONS AND RIGHTS GRANTED AS REMUNERATION

Name	Balance at 01/07/16	Grant Details			Exercised	Lapsed	Balance at 30/06/2017
Directors		Issue Date	No.	Value \$,000*	No.**	Value \$,000**	No.**
Mike Stabb	-	29/06/2017	100,000	1	-	-	-
Ben Cornish	-	29/06/2017	100,000	1	-	-	-
Group Total	-		200,000	2	-	-	-

* The fair value of performance rights granted as remuneration and as shown in the above table has been determined in accordance with Australian Accounting Standards and will be recognised as an expense over the relevant vesting period to the extent that conditions necessary to vesting are satisfied.

** No performance rights were eligible for conversion to shares or lapsed in the current period.

Details of the performance rights granted as remuneration to those KMP in the above table are included in Note 34 to the financial statements.

(E) NON-EXECUTIVE DIRECTOR ARRANGEMENTS

Board fees are \$75K (\$65K in 2016) for John Puttick and \$50K (\$40K in 2016) for Susan Forrester. In addition, they are paid \$10K for chairing their respective committees. There are no performance-based payments or retirement allowances.

The table below represent the amounts paid for the periods in which their services were provided (Note: 2016 represents a part-year following the IPO which occurred in December 2015).

	Consolidated	
	2017 \$,000	2016 \$,000
Base fees		
Chair	80	50
Other Non-executive Directors	55	33
Total	135	83

All non-executive directors enter into a service agreement with the company in the form of a letter of appointment. The letter summarises the board policies and terms, including remuneration, relevant to the office of director.

(F) OTHER STATUTORY INFORMATION

(i) Shareholdings

The numbers of shares in the company held (directly, indirectly or beneficially) during the financial year by KMP, including their related parties, are set below

	Balance at 1/07/16	Sold on Market	Employee Share Scheme	Bought on Market	Balance at 30/06/17
Directors					
Michael Omeros	15,116,115	-	-	-	15,116,115
Brent Paddon	15,107,115	(207,115)	-	-	14,900,000
John Puttick	20,000	-	-	-	20,000
Susan Forrester	155,413	-	-	-	155,413
Total Directors	30,398,643	(207,115)	-	-	30,191,528
Other Management Personnel (OMP)					
Mike Stabb	131,000	-	400	48,041	179,441
Ben Cornish	21,000	-	400	-	21,400
Total OMP	152,000	-	800	48,041	200,841
Group Total	30,550,643	(207,115)	800	48,041	30,392,369

(G) OPTIONS & PERFORMANCE RIGHTS

(i) Options

At the date of this report, there were no unissued shares of Over the Wire Holdings Limited under option. (2016: Nil)

(i) Performance Rights

At the date of this report, there were 200,000 performance Rights over Over the Wire Holdings Limited shares. (2016: Nil)

End of Remuneration Report

This report, incorporating the Remuneration Report is signed in accordance with a resolution of Directors.



Michael Omeros
Managing Director

Brisbane
24 August 2017



John Puttick
Chairman

Brisbane
24 August 2017



2.0

AUDITOR'S INDEPENDENCE DECLARATION

**AUDITOR'S INDEPENDENCE DECLARATION
UNDER SECTION 307C OF THE CORPORATIONS ACT 2001
TO THE DIRECTORS OF
OVER THE WIRE HOLDINGS LIMITED**

I declare that, to the best of my knowledge and belief, during the year ended 30 June 2017, there have been no contraventions of:

- (a) the auditor independence requirements of the *Corporations Act 2001* in relation to the audit; and
- (b) any applicable code of professional conduct in relation to the audit.

PKF HACKETTS AUDIT



Liam Murphy
Partner

Brisbane, 24 August 2017

PKF Hacketts Audit
ABN 33 873 151 348

Level 8, 10 Eagle Street, Brisbane QLD 4000
GPO Box 1568, Brisbane QLD 4001
p +61 7 3833 9733
f +61 7 3832 1407

8 East Street, PO Box 862
Rockhampton QLD 4700
p +61 7 4927 2744
f +61 7 4927 4317

Liability limited by a scheme approved under Professional Standards Legislation. PKF International Limited administers a network of legally independent firms which carry on separate business under the PKF Names. PKF International Limited is not responsible for the acts or omissions of individual member firms of the network. For office locations visit www.pkf.com.au

A low-angle, upward-looking photograph of several modern skyscrapers with glass facades. The buildings are dark blue and reflect the sky. The perspective creates a sense of height and scale. The sky is a clear, pale blue.

3.0 CORPORATE GOVERNANCE STATEMENT

CORPORATE GOVERNANCE STATEMENT

Compliance with ASX Corporate Governance Principles and Recommendations

Over the Wire Holdings Limited and the board are committed to achieving and demonstrating the highest standards of corporate governance. Over the Wire Holdings Limited has reviewed its corporate governance practices against the Corporate Governance Principles and Recommendations (3rd edition) published by the ASX Corporate Governance Council.

The 2017 corporate governance statement is dated as at 30 June 2017 and reflects the corporate governance practices in place throughout the 2017 financial year. The 2017 corporate governance statement was approved by the board on 24 October 2017.

A description of the group's current corporate governance practices is set out in the group's corporate governance statement which can be viewed at www.overthewire.com.au/investors/corporate-governance.

Over the Wire's corporate governance charter has been drafted in light of these Guidelines and the table below summarises the Company's compliance, in accordance with ASX Listing Rule 4.10.3.

Principles and Recommendations	Compliance	Comply
Principle 1 – Lay solid foundations for management and oversight		
1.1 Establish the functions expressly reserved to the Board and those delegated to management, and disclose those functions.	The Board is responsible for the overall corporate governance of the Company. The Board has adopted a Board charter that formalises its roles and responsibilities and defines the matters that are reserved for the Board and specific matters that are delegated to management.	Complies
1.2 Undertake appropriate checks before appointing a person as a director, and provide shareholders with all material information relevant to a decision on whether or not to elect or re-elect a director.	The Company will conduct police checks, solvency and banned director searches in relation to all appointed and future nominated directors. The Company will publish Director profiles on the Company's website outlining biographical details, other directorships held, commencement date of office and level of independence.	Complies
1.3 Have a written agreement with each director and senior executive setting out the terms of their appointment.	The Company has written agreements with each director and senior executive. On appointment of directors and senior executives the Company will issue necessary written agreements outlining the terms of their appointment.	Complies
1.4 The company secretary should be accountable directly to the Board on all matters to do with the proper functioning of the Board.	This is consistent with the Charter and corporate structure of the Company. The company secretary has a direct relationship with the Board in relation to these matters.	Complies
1.5 Establish a diversity policy and disclose the policy or a summary of that policy. The policy should include requirements for the Board to establish measurable objectives for achieving gender diversity and for the Board to assess annually both the objectives and progress in achieving them, for reporting against in each reporting period.	The Board has adopted a diversity policy that outlines objectives to ensure that the Company has as diverse a workforce as practicable. The Board determined that given the Company's size and structure, it is not appropriate or possible to mandate a fixed number of women at any given level within the organisation, so no measurable objectives are included. As a measurement of gender diversity, the proportion of women working within Over the Wire as at 30 June 2017 is as follows: <ul style="list-style-type: none"> • Women on the Board – 25% • Women in Senior Executive positions – 0% • Women in the organisation – 20% 	Partially Complies

1.6 Have a process for periodically evaluating the performance of the Board, its committees and individual directors, and disclose that process and, at the end of each reporting period, whether such performance evaluation was undertaken in that period.	The Company conducts the process for evaluating the performance of the Board, its committee and individual directors as outlined in the Board Charter. Performance evaluation was conducted in this period.	Complies
1.7 Have a process for periodically evaluating the performance of the company's senior executives, and disclose that process and, at the end of each reporting period, whether such performance evaluation was undertaken in that period.	A summary of the processes for performance evaluation of key executives, directors and the Board is available on the Company's website. The Chief Executive Officer (CEO) reviews the performance of the senior executives. The Board reviews the CEO's performance. These reviews were conducted in this period.	Complies
Principles and Recommendations	Compliance	Comply
Principle 2 – Structure the Board to add value		
2.1 The Company should have a nomination committee, which has at least three members, a majority of independent directors and is chaired by an independent director. The functions and operations of the nomination committee should be disclosed.	A combined Nominations and Remuneration Committee has been established with its own charter and consists of: <ul style="list-style-type: none"> • John Puttick (committee chair); • Susan Forrester; and • Brent Paddon. 	Complies
2.2 Have and disclose a board skills matrix, setting out what the board is looking to achieve in its membership.	The Company has established charter rules for the Nominations and Remuneration Committee as a guide for Board deliberations. Together, the Directors have a broad range of experience, expertise, skills, qualifications and contacts relevant to the Company and its business.	Partially Complies
2.3 Disclose the names of the directors that the Board considers to be independent directors, and an explanation of why the Board is of that opinion if a factor that impacts on independence applies to a director, and disclose the length of service of each director.	The Board considers John Puttick (appointed in December 2015) to be an independent director. The Board also considers Susan Forrester (appointed in December 2015) to be an independent director. The Board notes the following directors are deemed not independent for the purposes of the Guidelines: <ul style="list-style-type: none"> • Michael Omeros (appointed in July 2011) – Michael is a founding shareholder of Over the Wire and is an executive director of the Company. • Brent Paddon (appointed in July 2011) – Brent is also a founding shareholder of Over the Wire and is an executive director of the Company. 	Complies
2.4 A majority of the Board should be independent directors.	The Board currently comprises four Directors, of which two are independent non-executive Directors.	Partially Complies. The Board is equally weighted between independent and executive Directors. The size of the Company does not justify the cost of appointing additional independent Directors at this stage.
2.5 The chair of the Board should be an independent director and should not be the CEO.	The chairman, John Puttick, is a non-executive and independent director.	Complies

2.6 There should be a program for inducting new directors and providing appropriate professional development opportunities for directors to develop and maintain the skills and knowledge needed to perform their role as a director effectively.	This is consistent with the Board Charter.	Complies
--	--	----------

Principles and Recommendations	Compliance	Comply
--------------------------------	------------	--------

Principle 3 – Act ethically and responsibly

3.1 Have a code of conduct for the Board, senior executives and employees, and disclose that code or a summary of that code.	The Company has adopted a code of conduct, which sets out a framework to enable Directors to achieve the highest possible standards in the discharge of their duties and to give a clear understanding of best practise in Corporate Governance.	Complies
---	--	----------

Principles and Recommendations	Compliance	Comply
--------------------------------	------------	--------

Principle 4 – Safeguard integrity in corporate reporting

4.1 The Company should have an audit committee, which consists of only non-executive directors, a majority of independent directors, is chaired by an independent chairman who is not chairman of the Board, and has at least three members. The functions and operations of the audit committee should be disclosed.	<p>The Board has established an Audit and Risk Committee which operates under an audit and risk committee charter.</p> <p>The Audit and Risk Committee members are:</p> <ul style="list-style-type: none"> • John Puttick; • Susan Forrester; and • Michael Omeros. <p>The committee includes two independent directors and is chaired by an independent director.</p>	Partially Complies
4.2 The Board should, before approving financial statements for a financial period, receive a declaration from the CEO and CFO that, in their opinion, the financial records have been properly maintained and that the financial statements comply with the appropriate accounting standards and give a true and fair view of the financial position and performance of the Company, formed on the basis of a sound system of risk management and internal controls, operating effectively.	This is consistent with the approach to be adopted by the Audit and Risk Committee and the Board.	Complies
4.3 The Company's auditor should attend the AGM and be available to answer questions from security holders relevant to the audit.	Over the Wire's auditors will be requested to attend the AGM and shareholders will be entitled to ask questions in accordance with the Corporations Act and these guidelines.	Complies

Principles and Recommendations	Compliance	Comply
--------------------------------	------------	--------

Principle 5 – Make timely and balanced disclosures

5.1 Have a written policy for complying with continuous disclosure obligations under the Listing Rules, and disclose that policy or a summary of it.	The Company has a written continuous disclosure policy which is designed to ensure that all material matters are appropriately disclosed in a balanced and timely manner and in accordance with the requirements of the ASX Listing Rules.	Complies
---	--	----------

Principles and Recommendations	Compliance	Comply
Principle 6 – Respect the rights of security holders		
6.1 Provide information about the Company and its governance to investors via its website.	The Board Charter and other applicable policies are available on the Company's website.	Complies
6.2 Design and implement an investor relations program to facilitate effective two-way communication with investors.	The Company has adopted a shareholder communications policy. The Company will use its website, half year and annual reports, market announcements and media disclosures to communicate with its shareholders, as well as encourage participation at general meetings.	Complies
6.3 Disclose the policies and processes in place to facilitate and encourage participation at meetings of security holders.	The Company intends to facilitate effective participation in the AGM, as well as the ability to submit written questions ahead of the AGM. The Company intends to adopt appropriate technologies to facilitate the effective communication and conduct of general meetings.	The Company has not disclosed a formal policy or process, but it has engaged a recognised and reputable share registry service provider to further these objectives.
6.4 Give security holders the option to receive communications from, and send communications to, the Company and its share registry electronically.	The company has instructed its share registry to facilitate this option for shareholders.	Complies

Principles and Recommendations	Compliance	Comply
Principle 7 – Recognise and manage risk		
7.1 The Board should have a risk committee which is structured so that it consists of a majority of independent directors, is chaired by an independent director, and has at least three members. The functions and operations of the risk committee should be disclosed.	The Company has a combined Audit and Risk Committee. See 4.1 above.	Partially Complies
7.2 The Board or a committee of the Board should review the entity's risk management framework with management at least annually to satisfy itself that it continues to be sound, and disclose, in relation to each reporting period, whether such a review has taken place.	The charter establishes the role of the committee. Risk review was conducted in this period.	Complies
7.3 Disclose if the Company has an internal audit function, how the function is structured and what role it performs, or if it does not have an internal audit function, that fact and the processes the Company employs for evaluating and continually improving the effectiveness of its risk management and internal control processes.	Due to the Company's limited number of employees and relative nature and scale of its operations, the costs of an independent internal audit function would be disproportionate. The Company has an external auditor and the Audit and Risk Committee will monitor and evaluate material or systemic issues.	Does not comply due to the nature and scale of operations, however the Board believes it and the Audit and Risk Committee have adequate oversight of the existing operations.
7.4 Disclose whether the Company has any material exposure to economic, environmental and social sustainability risks and, if so, how it manages those risks.	The Board does not believe that the Company has any such material risks.	Complies

Principles and Recommendations	Compliance	Comply
Principle 8 – Remunerate fairly and responsibly		
8.1 The Board should have a remuneration committee which is structured so that it consists of a majority of independent directors, is chaired by an independent director, and has at least three members. The functions and operations of the remuneration committee should be disclosed.	The Company has a combined Nominations and Remuneration Committee. See 2.1 above.	Partially Complies
8.2 The policies and practices regarding the remuneration of non-executive directors, and the remuneration of executive directors and other senior executives, should be separately disclosed.	The Nominations and Remuneration Committee charter is available on the Company's website.	Complies
8.3 If the Company has an equity-based remuneration scheme, it should have a policy on whether participants are permitted to enter into transactions (whether through the use of derivatives or otherwise) which limit the economic risk of participating in the scheme, and disclose that policy or a summary of it.	The Company operates an exempt share plan and has approved a performance rights plan for the potential issue of rights in the future. In accordance with the Company's Securities Trading Policy participants are not permitted to enter into transactions which limit economic risk without written clearance.	Complies

RESPONSIBILITY OF THE BOARD

The Board is responsible for the Company's proper corporate governance. To carry out this obligation, the Board must act:

- Honestly, conscientiously and fairly;
- In accordance with the law;
- In the interests of the Shareholders (with a view to building sustainable value for them); and
- In the interests of employees and other stakeholders.

The Board's broad function is to:

- Represent, serve and protect the interests of shareholders;
- Develop, implement, oversee, and review the strategies and performance of the Company;
- Optimise Company performance and build sustainable shareholder value within an effective corporate governance framework of internal controls and risk management;
- Ensure shareholders and stakeholders are regularly and effectively informed of developments affecting the Company, as well as the ongoing performance of the Company; and
- Ensure that no decision or action is taken that has the effect of prioritising their personal interests over the Company's interests.

Power and authority in certain areas is specifically reserved to the Board – consistent with its function described above. These areas include:

- Providing leadership and setting the strategic objectives of the Company;
- Composition of the Board itself including the appointment and removal of the Chairman or deputy chairman (if applicable);
- Oversight of the Company including its control and accountability system;
- Appointment and removal of senior management (including the CEO or equivalent) and the Company Secretary;
- Reviewing, ratifying and monitoring the risk management framework and setting the risk appetite within which the Board expects management to operate;
- Approving and formulating company strategy and policy;
- Approving and monitoring operating budgets and major capital expenditure;
- Overseeing the integrity of the Company's accounting and corporate reporting systems, including the external audit;
- Overseeing corporate strategy and performance objectives developed by management;
- Overseeing the Company's compliance with its continuous disclosure obligations;
- Approving the Company's remuneration framework;
- Monitoring the overall corporate governance of the Company (including its strategic direction and goals for management, and the achievement of these goals); and
- Oversight of the Board's various committees.

COMPOSITION OF BOARD

The Board is comprised of four directors. Half of the Board are non-executive directors independent from management. The Chairman of the Board is an independent non-executive director.

BOARD CHARTER AND POLICY

The Board has adopted a charter which formally recognises its responsibilities, functions, power and authority and composition. This charter sets out other things which are important for effective corporate governance including:

- A detailed definition of 'independence';
- A framework for the identification of candidates for appointment to the Board and their selection (including undertaking appropriate background checks);
- A framework for individual performance review and evaluation;
- Proper training to be made available to Directors both at the time of their appointment and on an on-going basis;
- Basic procedures for meetings of the Board and its committees including frequency, agenda, minutes and private discussion of management issues among nonexecutive Directors;
- Ethical standards and values (in a detailed code of ethics and values);
- Dealings in securities (in a detailed code for securities transactions designed to ensure fair and transparent trading by Directors and senior management and their associates); and
- Communications with Shareholders and the market.

The purpose of the charter is to 'institutionalise' good corporate governance and to build a culture of best practice both in Over the Wire's internal practices and its dealings with others.

This information is available on the Company's website at www.overthewire.com.au/investors/corporate-governance.

AUDIT AND RISK COMMITTEE

The purpose of this committee is to advise on the establishment and maintenance of a framework of internal control and appropriate ethical standards for the management of the Company. Its current members are:

- Susan Forrester (committee chair);
- John Puttick; and
- Michael Omeros.

The committee performs functions relevant to risk management and internal and external reporting and reports to the Board following each meeting. The committee's responsibilities include:

- Setting Board and committee structures to facilitate a proper review function by the Board;
- Internal control framework including management information systems;
- Corporate risk assessment (including economic, environmental and social sustainability risks) and compliance with internal controls;
- Management processes supporting external reporting practices;
- Review of financial statements and other financial information distributed externally;
- Review of the effectiveness of the audit function;
- Review of management corporate reporting processes supporting external reporting, including the appropriateness of the accounting judgements;
- Review of the performance and independence of the external auditors;
- Review of the external audit function to ensure prompt remedial action by management, where appropriate, in relation to any deficiency in or breakdown of controls; and
- Reviewing any proposal for the external auditor to provide non-audit services and whether it might compromise the independence of the external auditor.

Meetings will be held at least four times each financial year. A broad agenda is laid down for each regular meeting according to an annual cycle. The committee invites the external auditors to attend each of its meetings.

The Audit and Risk Committee information is available on the Company's website at www.overthewire.com.au/investors/corporate-governance.

NOMINATIONS AND REMUNERATION COMMITTEE

The purpose of this committee is to assist the Board and report to it on remuneration and related policies and practices (including remuneration of senior management and non-executive Directors). Its current members are:

- John Puttick (committee chair);
- Susan Forrester; and
- Brent Paddon.

The committee's functions include:

- Recommendations to the Board about the Company's remuneration policies and procedures;
- Oversight of the performance of senior management and non-executive Directors;
- Recommendations to the Board about remuneration of senior management and non-executive Directors; and
- Reviewing the Company's reporting and disclosure practices in relation to the remuneration of Directors and senior executives.

Meetings will be held at least four times each financial year and more often as required.

The Nominations and Remuneration Committee information is available on the Company's website at www.overthewire.com.au/investors/corporate-governance.

POLICIES

Securities Trading Policy

A securities trading policy (Trading Policy) has been adopted by the Board to provide guidance to Directors, identified employees including senior management, and other employees of Over the Wire, where they are contemplating dealing in the Company's securities or the securities of entities with whom Over the Wire may have dealings. The Trading Policy is designed to ensure that any trading in the Company's securities is in accordance with the law and minimises the possibility of misperceptions arising in relation to Directors' and employees' dealings in the Company's securities or securities of other entities.

The Trading Policy is directed at dealing in the Company's securities by the Directors and employees, dealings through entities or trusts controlled by a relevant person, or in which they have an interest, and encouraging family or friends to so deal. It also extends to addressing dealings in the securities of other entities that may be transacting with or be counterparties of Over the Wire.

Any non-compliance with the Trading Policy will be regarded as an act of serious misconduct. The Trading Policy is available on the Company's website at www.overthewire.com.au/investors/corporate-governance.

Diversity Policy

Over the Wire is committed to complying with the diversity recommendations published by ASX and promoting diversity among employees, Directors and senior management, and has adopted a policy in relation to diversity (Diversity Policy).

Over the Wire defines diversity to include, but not be limited to, gender, age, disability, ethnicity, marital or family status, religious or cultural background, sexual orientation and gender identity.

The Diversity Policy adopted by the Board outlines Over the Wire's commitment to fostering a corporate culture that embraces diversity and provides a process for the Board to determine measurable objectives and procedures to implement and report against to achieve its diversity goals.

The Company's Nominations and Remuneration Committee is responsible for implementing the Diversity Policy, setting the Company's measurable objectives and benchmarks for achieving diversity and reporting to the Board on compliance with the Diversity Policy.

As part of its role, the Company's Nominations and Remuneration Committee is responsible for formulating and implementing a Company remuneration policy. Under the Diversity Policy, a facet of this role will include reporting to the Board annually on the proportion of men and women in Over the Wire's workforce and their relative levels of remuneration.

The Board will assess and report annually to Shareholders on progress towards achieving its diversity goals. The Diversity Policy is available on the Company's website at www.overthewire.com.au/investors/corporate-governance.

SHAREHOLDER INFORMATION

The shareholder information set out below was applicable as at 13 October 2017.

Over The Wire Holdings Limited

Issued capital ordinary shares: 43,530,800 as at 13 October 2017.

Substantial Shareholders

Substantial shareholders in the company are set out below:

Ordinary Shares		
	Number Held	% of Total Shares Issued
Michael Omeros (Including Related Entities and Indirect Holdings)	15,116,115	34.73%
Brent Paddon (Including Related Entities and Indirect Holdings)	14,900,000	34.23%
Total Substantial Shareholders	30,016,115	68.96%

Number Of Holders Of Each Class Of Equity Securities And Distribution Schedule Of The Number Of Holders

The number of holders of each class, and distribution schedule of the number of holders of equity securities, is set below:

Ordinary Shares		
	Number Held	Number of Holders
1 – 1,000	82,225	146
1,001 – 5,000	1,238,498	377
5,001 – 10,000	1,781,162	203
10,001 – 100,000	6,039,268	219
100,001 – and Over	34,389,647	15
Total	43,530,800	960
Unmarketable Parcels	0	0

VOTING RIGHTS

The voting rights attached to each class of equity securities are set out below:

ORDINARY SHARES

On a show of hands every member present at a meeting in person, or by proxy, shall have one vote, and upon a poll each share shall have one vote.

THE NUMBER AND CLASS OF RESTRICTED SECURITIES SUBJECT TO VOLUNTARY ESCROW THAT ARE ON ISSUE

Voluntary Escrow

The number and class of securities subject to Voluntary Escrow are set out below:

	Ordinary Shares	
	Number Held	% of Total Shares Issued
Date that Voluntary Escrow Period Ends:		
Upon Release of 2017 Financial Results (Escrow Release Date – 31 October 2017)	15,862,488	36.44%
Total	15,862,488	36.44%

The 20 Largest Holders of Each Class of Quoted Equity Securities

	Ordinary Shares	
Michael Omeros (Including Related Entities and Indirect Holdings)	15,116,115	34.73%
Brent Paddon (Including Related Entities and Indirect Holdings)	14,900,000	34.23%
Jay Heddon Binks	1,510,743	3.47%
Pershing Australia Nominees Pty Ltd	1,060,000	2.44%
J P Morgan Nominees Australia Limited	597,889	1.37%
Bnp Paribas Nominees Pty Ltd	229,782	0.53%
Birkdale Holdings (Qld) Pty Ltd	200,000	0.46%
Carter Haywood Pty Ltd	198,041	0.45%
Ms Susan Margaret Forrester & Mr Bruce Forrester	155,413	0.36%
Est Nominees Pty Ltd	138,000	0.32%
Equitas Nominees Pty Limited	135,000	0.31%
Bnp Paribas Nominees Pty Ltd Hub24 Custodial Serv Ltd Drp	115,989	0.27%
Mr David Noel Groth & Mrs Kathryn Renae Taylor-Groth	110,000	0.25%
Barton Holdings Qld Pty Ltd	100,000	0.23%
Janet Drewitt-Smith Pty Ltd	100,000	0.23%
Bcitr (Qld)	100,000	0.23%
Mr Scott Andrew Moses & Ms Julia Catherine Moses	95,000	0.22%
Aust Executor Trustees Ltd	94,683	0.22%
National Nominees Limited	94,609	0.22%
Snapping Ardvarks Pty Ltd	90,000	0.21%
Total	35,141,264	80.75%



4.0 FINANCIAL STATEMENTS

CONSOLIDATED STATEMENT OF COMPREHENSIVE INCOME

For Year Ended 30 June 2017

		Consolidated	
	Note	2017 \$,000	2016 \$,000
Revenue from Continuing Operations	3	34,217	23,611
Other Income	4	293	282
Expenses			
Data Centre & Co-Location Expense	5	(2,595)	(1,867)
Calls & Communications Expense	5	(11,851)	(7,587)
Other Cost of Goods Sold	5	(1,815)	(1,125)
Employee Benefits Expense	5	(8,744)	(6,076)
Depreciation & Amortisation Expense	5	(2,330)	(1,242)
Finance Costs	5	(182)	(86)
Other Expenses	5	(2,136)	(1,815)
Profit Before Income Tax Expense		4,857	4,095
Income Tax Expense	6	(1,259)	(1,248)
Profit After Income Tax Expense for the Year Attributable to members		3,598	2,847
Other Comprehensive Income		-	-
Other Comprehensive Income for the Year, Net of Tax		-	-
Total Comprehensive Income for the Year Attributable to members		3,598	2,847
		Cents	Cents
Basic Earnings per Share	7	8.270	7.375
Diluted Earnings per Share	7	8.270	7.375

The above Consolidated Statement of Comprehensive Income should be read in conjunction with the accompanying notes.

CONSOLIDATED STATEMENT OF FINANCIAL POSITION

As At 30 June 2017

		Consolidated	
	Note	2017 \$,000	2016 \$,000
Assets			
Current Assets			
Cash & Cash Equivalents	8	5,484	7,042
Trade & Other Receivables	9	3,242	1,836
Inventories	10	189	39
Other Current Assets	11	643	232
Total Current Assets		9,558	9,149
Non-Current Assets			
Property, Plant & Equipment	12	4,830	3,478
Intangibles	13	17,737	10,205
Deferred Tax	14	-	-
Other Non-Current Assets		-	-
Total Non-Current Assets		22,567	13,683
Total Assets		32,125	22,832
Liabilities			
Current Liabilities			
Trade & Other Payables	15	4,867	2,440
Borrowings	16	2,240	144
Current Tax Liability	17	437	1,437
Employee Benefits	18	772	412
Deferred Consideration		353	176
Other Current Liabilities		-	-
Total Current Liabilities		8,669	4,609
Non-Current Liabilities			
Borrowings	20	1,662	194
Employee Benefits	21	89	81
Deferred Consideration		234	511
Deferred Tax	14	2,448	1,281
Other Non-Current Liabilities		-	-
Total Non-Current Liabilities		4,433	2,067
Total Liabilities		13,102	6,676
Net Assets		19,023	16,156
Equity			
Issued Capital	22	11,308	11,280
Reserves	34	2	-
Retained Profits	23	7,713	4,876
Total Equity		19,023	16,156

The above Consolidated Statement of Financial Position should be read in conjunction with the accompanying notes.

CONSOLIDATED STATEMENT OF CHANGES IN EQUITY

For Year Ended 30 June 2017

		Issued Capital	Share Based Payment Reserve	Retained Profits	Total Equity
Consolidated	Note	\$,000	\$,000	\$,000	\$,000
Balance at 1 July 2015		1	-	2,029	2,030
Profit after Income Tax for the Year		-	-	2,847	2,847
Other Comprehensive Income		-	-	-	-
Total Comprehensive Income for the Year		-	-	2,847	2,847
Transactions with Owners, in their Capacity as Owners:					
Dividends Paid		-	-	-	-
Shares Issued Net of Capital Raising Costs	22	11,279	-	-	11,279
Other		-	-	-	-
Balance at 30 June 2016		11,280	-	4,876	16,156

		Issued Capital	Share Based Payment Reserve	Retained Profits	Total Equity
Consolidated	Note	\$,000	\$,000	\$,000	\$,000
Balance at 1 July 2016		11,280	-	4,876	16,156
Profit after Income Tax for the Year		-	-	3,598	3,598
Other Comprehensive Income		-	-	-	-
Total Comprehensive Income for the Year		-	-	3,598	3,598
Transactions with Owners, in their Capacity as Owners:					
Dividends Paid		-	-	(761)	(761)
Performance Rights Issued	34	-	2	-	2
Shares Issued Net of Capital Raising Costs	22	77	-	-	77
Tax Effect of Capitalised Costs of IPO		(49)	-	-	(49)
Balance at 30 June 2017		11,308	2	7,713	19,023

The above Consolidated Statement of Changes in Equity should be read in conjunction with the accompanying notes.

CONSOLIDATED STATEMENT OF CASH FLOWS

For Year Ended 30 June 2017

		Consolidated	
	Note	2017 \$,000	2016 \$,000
Cash Flows from Operating Activities			
Receipts from Customers		37,489	25,912
Payments to Suppliers & Employees		(29,559)	(20,073)
		7,930	5,839
Interest Received		67	30
Interest Paid & Other Finance Costs Paid		(182)	(86)
Income Taxes Paid		(2,719)	(781)
Net Cash From / (Used) in Operating Activities	29	5,096	5,002
Cash Flows from Investing Activities			
Payments for Business Combinations (net of cash acquired)		(7,057)	(6,726)
Payments for Property, Plant & Equipment		(1,775)	(1,796)
Payments for Intangible Assets		(379)	-
Proceeds from Sale of Property, Plant & Equipment		68	92
Net Cash From / (Used) Investing Activities		(9,143)	(8,430)
Cash Flows from Financing Activities			
Proceeds from Issue of Shares		-	9,552
Proceeds from Borrowings		7,318	258
Repayment of Borrowings		(4,068)	(1,500)
Dividends Paid		(761)	-
Net Cash From / (Used) Financing Activities		2,489	8,310
Net Increase (Decrease) in Cash & Cash Equivalents		(1,558)	4,882
Cash & Cash Equivalents at the Beginning of the Year		7,042	2,160
Cash & Cash Equivalents at the End of the Year	8	5,484	7,042
Non-Cash Financing Activities			
Shares Issued as Consideration for Business Acquisitions		-	1,727

The above Consolidated Statement of Cash Flows should be read in conjunction with the accompanying notes

A background image showing a business meeting. Two people in grey suits are seated at a wooden table. One person's hands are clasped, while the other is holding a white envelope. On the table are a white mug, a glass of water, a laptop, and some papers. The scene is lit with warm, natural light.

5.0

NOTES TO THE FINANCIAL STATEMENTS

NOTES TO THE CONSOLIDATED FINANCIAL STATEMENTS

For Year Ended 30 June 2017

These consolidated financial statements and notes represent those of Over the Wire Holdings Limited (the "Company") and controlled entities (the "consolidated group" or "group").

The separate financial statements of the parent entity Over the Wire Holdings Limited have not been presented within the financial report as permitted by the Corporations Act 2001.

The financial statements were authorised for issue on 24 August 2017 by the directors of the company.

NOTE 1: SIGNIFICANT ACCOUNTING POLICIES

BASIS OF PREPARATION

These general purpose financial statements have been prepared in accordance with Australian Accounting Standards and Interpretations issued by the Australian Accounting Standards Board ('AASB') and the Corporations Act 2001, as appropriate for for-profit oriented entities. These financial statements also comply with International Financial Reporting Standards as issued by the International Accounting Standards Board ('IASB').

Except for cash flow information, the financial statements have been prepared on an accruals basis and are based on historical costs, modified, where applicable, by the revaluation of available for sale financial assets, financial assets and liabilities at fair value through profit & loss, investment properties, certain classes of property, plant & equipment, and derivative financial instruments.

A. NEW ACCOUNTING STANDARDS ADOPTED IN THE CURRENT FINANCIAL PERIOD

The consolidated entity has considered the implications of new or amended Accounting Standards, but determined that their application to the financial statements is either not relevant or not material.

B. NEW ACCOUNTING STANDARDS FOR APPLICATION IN FUTURE PERIODS

Accounting Standards issued by the AASB that are not yet mandatorily applicable to the Group, together with an assessment of the potential impact of such pronouncements on the Group when adopted in future periods, are discussed below:

AASB 9: Financial Instruments and associated Amending Standards (applicable to annual reporting periods beginning on or after 1 January 2018).

The Standard will be applicable retrospectively and includes revised requirements for the classification and measurement of financial instruments, revised recognition and recognition

requirements for financial instruments and simplified requirements for hedge accounting.

The directors do not anticipate that the adoption of AASB 9 will have a material impact on the Group's financial instruments.

AASB 15: Revenue from Contracts with Customers (applicable to annual reporting periods beginning on or after 1 January 2018, as deferred by AASB 2015-8: Amendments to Australian Accounting Standards – Effective Date of AASB 15).

When effective, this Standard will replace the current accounting requirements applicable to revenue with a single, principles-based model. Except for a limited number of exceptions, including leases, the new revenue model in AASB 15 will apply to all contracts with customers as well as non-monetary exchanges between entities in the same line of business to facilitate sales to customers and potential customers.

The core principle of the Standard is that an entity will recognise revenue to depict the transfer of promised goods or services to customers in an amount that reflects the consideration to which the entity expects to be entitled in exchange for the goods or services. To achieve this objective, AASB 15 provides the following five-step process:

- Identify the contract(s) with a customer;
- Identify the performance obligations in the contract(s);
- Determine the transaction price;
- Allocate the transaction price to the performance obligations in the contract(s); and
- Recognise revenue when (or as) the performance obligations are satisfied.

The transitional provisions of this Standard permit an entity to either:

Restate the contracts that existed in each prior period presented per AASB 108: Accounting Policies, Changes in Accounting Estimates and Errors (subject to certain practical expedients in AASB 15); or recognise the cumulative effect of retrospective application to incomplete contracts on the date of initial application. There are also enhanced disclosure requirements regarding revenue.

The directors anticipate that the adoption of AASB 15 will have an immaterial impact on the Group's financial statements, for the following reasons:

- The Group already accounts for revenue from contracts with customers materially in line with the performance obligations of the contract, and in a manner similar to the outcomes the new standard seeks to achieve;
- The Group already accounts for the expenses corresponding to the contracts with customers materially in line with the performance obligations of the contract, and in a manner similar to the outcomes the new standard seeks to achieve;

- Where installation or set up fees are charged at the commencement of a contract with customers, they are reflective of the up-front costs and efforts involved in preparing and installing the service ready for use, as well as the economic benefits that pass to the customer, and are therefore already accounted for by the Group in accordance with the performance obligations of the contract, and in a manner similar to the outcomes the new standard seeks to achieve.

Management believes it would be impracticable to make a reliable estimate of the financial impact of these changes as at 30 June 2017, however, it is estimated that, for the reasons outlined above, the financial impact of these changes will be immaterial.

AASB 16: Leases (applicable to annual reporting periods beginning on or after 1 January 2019).

When effective, this Standard will replace the current accounting requirements applicable to leases in AASB 117: Leases and related Interpretations. AASB 16 introduces a single lessee accounting model that eliminates the requirement for leases to be classified as operating or finance leases.

The main changes introduced by the new Standard include:

- Recognition of a right-to-use asset and liability for all leases (excluding short-term leases with less than 12 months of tenure and leases relating to low-value assets);
- Depreciation of right-to-use assets in line with AASB 116: Property, Plant and Equipment in profit or loss and unwinding of the liability in principal and interest components;
- Variable lease payments that depend on an index or a rate are included in the initial measurement of the lease liability using the index or rate at the commencement date;
- By applying a practical expedient, a lessee is permitted to elect not to separate non-lease components and instead account for all components as a lease; and
- Additional disclosure requirements.

The transitional provisions of AASB 16 allow a lessee to either retrospectively apply the Standard to comparatives in line with AASB 108 or recognise the cumulative effect of retrospective application as an adjustment to opening equity on the date of initial application.

The standard will primarily affect the accounting for the Group's operating leases. As at the reporting date, the Group has non-cancellable operating lease commitments of \$2.6million (see note 28) primarily associated with the rental of office premises. Although the directors anticipate that the adoption of AASB 16 will affect the Group's financial statements by altering the ratio of net current assets to net non-current assets, as the operating leases are all arms-length commercial leases at fair market value, they do not anticipate any material impact on profit.

Also, as the majority of operating leases in place at present will have expired before the adoption of AASB 16 (see note 28), it is impracticable at this stage to provide a reasonable estimate of the impacts on the financial statements. Management will consider the financial impacts of the new standard leading up to its adoption from 1 July 2019, when in a better position to do so once the operating leases discussed above are considered for renewal.

C. PRINCIPLES OF CONSOLIDATION

The consolidated financial statements incorporate the assets and liabilities of all subsidiaries of the consolidated entity ('Company' or 'Parent Entity') as at 30 June 2017 and the results of all subsidiaries for the year then ended. The consolidated entity and its subsidiaries together are referred to in these financial statements as 'the consolidated entity'.

Subsidiaries are all those entities over which the consolidated entity has the power to govern the financial and operating policies, generally accompanying a shareholding of more than one half of the voting rights. The effects of potential exercisable voting rights are considered when assessing whether control exists. Subsidiaries are fully consolidated from the date on which control is transferred to the consolidated entity. They are de-consolidated from the date that control ceases.

Intercompany transactions, balances and unrealised gains on transactions between entities in the consolidated entity are eliminated. Unrealised losses are also eliminated unless the transaction provides evidence of the impairment of the asset transferred. Accounting policies of subsidiaries have been changed where necessary to ensure consistency with the policies adopted by the consolidated entity.

The acquisition of subsidiaries is accounted for using the acquisition method of accounting. Refer to the 'Business Combinations' accounting policy for further details. A change in ownership interest, without the loss of control, is accounted for as an equity transaction, where the difference between the consideration transferred and the book value of the share of the non-controlling interest acquired is recognised directly inequity attributable to the parent.

Where the consolidated entity loses control over a subsidiary, it derecognises the assets including goodwill, liabilities and non-controlling interest in the subsidiary together with any cumulative translation differences recognised in equity. The consolidated entity recognises the fair value of the consideration received and the fair value of any investment retained together with any gain or loss in profit or loss.

D. BUSINESS COMBINATIONS

The acquisition method of accounting is used to account for business combinations regardless of whether equity instruments or other assets are acquired.

The consideration transferred is the sum of the acquisition-date fair values of the assets transferred, equity instruments issued or liabilities incurred by the acquirer to former owners of the acquire and the amount of any non-controlling interest in the acquire. For each business combination, the non-controlling interest in the acquire is measured at either fair value or at the proportionate share of the acquirer's identifiable net assets. All acquisition costs are expensed as incurred to profit or loss.

On the acquisition of a business, the consolidated entity assesses the financial assets acquired and liabilities assumed for appropriate classification and designation in accordance with the contractual terms, economic conditions, the consolidated entity's operating or accounting policies and other pertinent conditions in existence at the acquisition-date.

Where the business combination is achieved in stages, the consolidated entity remeasures its previously held equity interest in the acquire at the acquisition-date fair value and the difference between the fair value and the previous carrying amount is recognised in profit or loss.

Contingent consideration to be transferred by the acquirer is recognised at the acquisition-date fair value. Subsequent changes in the fair value of contingent consideration classified as an asset or liability is recognised in profit or loss. Contingent consideration classified as equity is not remeasured and its subsequent settlement is accounted for within equity.

The difference between the acquisition-date fair value of assets acquired, liabilities assumed and any non-controlling interest in the acquire and the fair value of the consideration transferred and the fair value of any pre-existing investment in the acquire is recognised as goodwill. If the consideration transferred and the pre-existing fair value is less than the fair value of the identifiable net assets acquired, being a bargain purchase to the acquirer, the difference is recognised as a gain directly in profit or loss by the acquirer on the acquisition-date, but only after a reassessment of the identification and measurement of the net assets acquired, the non-controlling interest in the acquire, if any, the consideration transferred and the acquirer's previously held equity interest in the acquirer.

Business combinations are initially accounted for on a provisional basis. The acquirer retrospectively adjusts the provisional amounts recognised and also recognises additional assets or liabilities during the measurement period, based on new information obtained about the facts and circumstances that existed at the acquisition-date. The measurement period ends on either the earlier of (i) 12 months from the date of the acquisition or (ii) when the acquirer receives all the information possible to determine fair value.

E. FOREIGN CURRENCY TRANSLATION

The financial statements are presented in Australian dollars, which is the consolidated entity's functional and presentation currency.

Foreign Currency Transactions

Foreign currency transactions are translated into Australian dollars using the exchange rates prevailing at the dates of the transactions. Foreign exchange gains and losses resulting from the settlement of such transactions and from the translation at financial year-end exchange rates of monetary assets and liabilities denominated in foreign currencies are recognised in profit or loss.

F. REVENUE RECOGNITION

Revenue is recognised when it is probable that the economic benefit will flow to the consolidated entity and the revenue can be reliably measured. Revenue is measured at the fair value of the consideration received or receivable.

Sale of Goods

Sale of goods revenue is recognised at the point of sale, which is where the customer has taken delivery of the goods, the risks and rewards are transferred to the customer, and where there is a valid sales contract. Amounts disclosed as revenue are net of sales returns and discounts.

Rendering of Services

Rendering of services revenue is recognised by reference to when the service has been provided. In the case of voice revenue, this is the timing of the phone calls made, whilst for the Data Networks, Data Centre Co-Location and Cloud Services divisions, it is generally the monthly provision of, or access to, the service.

Interest

Interest revenue is recognised as interest accrues using the effective interest method. This is the method of calculating the amortised cost of a financial asset and allocating the interest income over the relevant period using the effective interest rate, which is the rate that exactly discounts estimated future cash receipts through the expected life of the financial asset to the net carrying amount of the financial asset.

Other Revenue

Other revenue is recognised when it is received or when the right to receive payment is established.

G. INCOME TAX

The income tax expense or benefit for the period is the tax payable on that period's taxable income based on the applicable income tax rate for each jurisdiction, adjusted by changes in deferred tax assets and liabilities attributable to temporary differences, unused tax losses and the adjustment recognised for prior periods, where applicable.

Deferred tax assets and liabilities are recognised for temporary differences at the tax rates expected to apply when the assets are recovered or liabilities are settled, based on those tax rates that are enacted or substantively enacted, except for:

- When the deferred income tax asset or liability arises from the initial recognition of goodwill or an asset or liability in a transaction that is not a business combination and that, at the time of the transaction, affects neither the accounting nor taxable profits; or
- When the taxable temporary difference is associated with interests in subsidiaries, associates or joint ventures, and the timing of the reversal can be controlled and it is probable that the temporary difference will not reverse in the foreseeable future.

Deferred tax assets are recognised for deductible temporary differences and unused tax losses only if it is probable that future taxable amounts will be available to utilise those temporary differences and losses.

The carrying amount of recognised and unrecognised deferred tax assets are reviewed each reporting date.

Deferred tax assets recognised are reduced to the extent that it is no longer probable that future taxable profits will be available for the carrying amount to be recovered. Previously unrecognised deferred tax assets are recognised to the extent that it is probable that there are future taxable profits available to recover the asset.

Deferred tax assets and liabilities are offset only where there is a legally enforceable right to offset current tax assets against current tax liabilities and deferred tax assets against deferred tax liabilities; and they relate to the same taxable authority on either the same taxable entity or different taxable entities which intend to settle simultaneously.

H. CASH AND CASH EQUIVALENTS

Cash and cash equivalents includes cash on hand, deposits held at call with financial institutions, other short-term, highly liquid investments with original maturities of three months or less that are readily convertible to known amounts of cash and which are subject to an insignificant risk of changes in value. For the statement of cash flows presentation purposes, cash and cash equivalents also includes bank overdrafts, which are shown within borrowings of current liabilities on the statement of financial position.

I. TRADE AND OTHER RECEIVABLES

Trade receivables are initially recognised at fair value and subsequently measured at amortised cost using the effective interest method, less any provision for impairment. Trade receivables are generally due for settlement within 30 days.

Collectability of trade receivables is reviewed on an ongoing basis. Debts which are known to be uncollectable are written off by reducing the carrying amount directly. A provision for impairment of trade receivables is raised when there is objective evidence that the consolidated entity will not be able to collect all amounts due according to the original terms of the receivables. Significant financial difficulties of the debtor, probability that the debtor will enter bankruptcy or financial reorganisation and default or delinquency in payments (more than 60 days overdue) are considered indicators that the trade receivable may be impaired. The amount of the impairment allowance is the difference between the asset's carrying amount and the present value of estimated future cash flows, discounted at the original effective interest rate. Cash flows relating to short-term receivables are not discounted if the effect of discounting is immaterial.

Other receivables are recognised at amortised cost, less any provision for impairment.

J. INVENTORIES

Finished goods are stated at the lower of cost or net realisable value, on a first-in-first-out basis. Costs of purchased inventory are determined after deducting rebates and discounts received or receivable.

Stock in transit is stated at the lower of cost and net realisable value. Cost comprises purchase and delivery costs, net of rebates and discounts received or receivable.

Net realisable value is the estimated selling price in the ordinary course of business less the estimated costs of completion and the estimated costs necessary to make the sale.

K. INVESTMENTS AND OTHER FINANCIAL ASSETS

Investments and other financial assets are initially measured at fair value. Transaction costs are included as part of the initial measurement, except for financial assets at fair value through profit or loss. They are subsequently measured at either amortised cost or fair value depending on their classification. Classification is determined based on the purpose of the acquisition and subsequent reclassification to other categories is restricted. The fair values of quoted investments are based on current bid prices.

For unlisted investments, the consolidated entity establishes fair value by using valuation techniques. These include the use of recent arm's length transactions, reference to other instruments that are substantially the same, discounted cash flow analysis, and option pricing models.

Financial assets are derecognised when the rights to receive cash flows from the financial assets have expired or have been transferred and the consolidated entity has transferred substantially all the risks and rewards of ownership.

L. LOANS AND RECEIVABLES

Loans and receivables are non-derivative financial assets with fixed or determinable payments that are not quoted in an active market. They are carried at amortised cost using the effective interest rate method. Gains and losses are recognised in profit or loss when the asset is derecognised or impaired.

M. PROPERTY, PLANT AND EQUIPMENT

Plant and equipment is stated at historical cost less accumulated depreciation and impairment. Historical cost includes expenditure that is directly attributable to the acquisition of the items.

Depreciation is calculated on a straight-line basis to write off the net cost of each item of property, plant and equipment over their expected useful lives, however assets acquired prior to 1 July 2011 may have been depreciated on either the straight line or diminishing value method:

The depreciation rates used for each class of depreciable assets are:

	Straight Line	Diminishing Value
Computer, Network & IT Plant & Equipment	13 - 33%	15 – 67%
Furniture and Fixtures	2½ - 20%	20 – 40%
Motor Vehicles	15%	22.5%

The residual values, useful lives and depreciation methods are reviewed, and adjusted if appropriate, at each reporting date.

Leasehold improvements and plant and equipment under lease are depreciated over the unexpired period of the lease or the estimated useful life of the assets, whichever is shorter.

An item of property, plant and equipment is derecognised upon disposal or when there is no future economic benefit to the consolidated entity. Gains and losses between the carrying amount and the disposal proceeds are taken to profit or loss.

N. LEASES

The determination of whether an arrangement is or contains a lease is based on the substance of the arrangement and requires an assessment of whether the fulfilment of the arrangement is dependent on the use of a specific asset or assets and the arrangement conveys a right to use the asset.

A distinction is made between finance leases, which effectively transfer from the lessor to the lessee substantially all the risks and benefits incidental to ownership of leased assets, and operating leases, under which the lessor effectively retains substantially all such risks and benefits.

Finance leases are capitalised. A lease asset and liability are established at the fair value of the leased assets, or if lower, the present value of minimum lease payments. Lease payments are allocated between the principal component of the lease liability and the finance costs, so as to achieve a constant rate of interest on the remaining balance of the liability.

Leased assets acquired under a finance lease are depreciated over the asset's useful life or over the shorter of the asset's useful life and the lease term if there is no reasonable certainty that the consolidated entity will obtain ownership at the end of the lease.

Operating lease payments, net of any incentives received from the lessor, are charged to profit or loss on a straight-line basis over the term of the lease.

O. INTANGIBLE ASSETS

Brand Value

Brands are acquired in a business combination. Some brands are not amortised, given the Board has assessed them to have indefinite useful lives due to the strength of the brand in the market. These are tested annually for impairment, or more frequently if events or changes in circumstances indicate that they might be impaired. Some brands are amortised where the Board has identified the Brand as likely to be transitioned to an Over the Wire Brand in the future.

Right-to-Use Assets

Right-to-Use assets are acquired in a business combination, whereby a right to access a specified asset is conveyed, for a period of time, in exchange for consideration. Right-to-Use assets are amortised on a straight-line basis over the period of their expected benefit, generally being the expected finite life of the underlying lease which grants the access, including the period of any options where the option is considered likely to be exercised. Right-to-Use assets are carried at cost less any accumulated amortisation and impairment losses.

Goodwill

Goodwill arises on the acquisition of a business combination. Goodwill is calculated as the excess sum of:

- the consideration transferred;
- any non-controlling interest; and
- the acquisition date fair value of any previously held equity interest; over the acquisition date fair value of net identifiable assets acquired.

Goodwill is not amortised. Instead, goodwill is tested annually for impairment, or more frequently if events or changes in circumstances indicate that it might be impaired, and is carried at cost less accumulated impairment losses. Impairment losses on goodwill are taken to profit or loss and are not subsequently reversed.

Goodwill is allocated to the Group's cash-generating units or groups of cash-generating units, representing the lowest level at which goodwill is monitored.

Customer Contracts

Customer contracts and relationships acquired in a business combination are amortised on a straight-line basis over the period of their expected benefit, being their expected finite life of approximately 10 years, based upon the consolidated entity's historical levels of customer retention. Customer contracts are carried at cost less any accumulated amortisation and impairment losses.

Internally Generated Computer Software

Costs associated with developing computer software programmes are generally expensed as incurred.

However, costs that are clearly associated with an identifiable and unique product, which will be controlled by the Group and have a profitable benefit exceeding the cost beyond one year, are recognised as intangible assets where, The following criteria are required to be met before the related expenses can be capitalised as an intangible asset. These criteria are:

- The intention to, and technical feasibility of completing the intangible asset so that it will be available for use or sale.
- The Group's ability to use or sell the intangible asset.
- How the intangible asset will generate probable future economic benefits. Among other things, the Group can demonstrate the existence of a market for the output of the intangible asset or the intangible asset itself or, if it is to be used internally, the usefulness of the intangible asset.

- The availability of adequate technical, financial and other resources to complete the development and to use or sell the intangible asset.
- Its ability to measure reliably the expenditure attributable to the intangible asset during its development.

Computer software development costs recognised as assets are amortised over their useful lives, not exceeding a period of five years.

P. IMPAIRMENT OF NON-FINANCIAL ASSETS

Goodwill and other intangible assets that have an indefinite useful life are not subject to amortisation and are tested annually for impairment, or more frequently if events or changes in circumstances indicate that they might be impaired. Other non-financial assets are reviewed for impairment whenever events or changes in circumstances indicate that the carrying amount may not be recoverable. An impairment loss is recognised for the amount by which the asset's carrying amount exceeds its recoverable amount.

Recoverable amount is the higher of an asset's fair value less costs of disposal and value-in-use. The value-in-use is the present value of the estimated future cash flows relating to the asset using a pre-tax discount rate specific to the asset or cash-generating unit to which the asset belongs. Assets that do not have independent cash flows are grouped together to form a cash-generating unit.

Q. TRADE AND OTHER PAYABLES

These amounts represent liabilities for goods and services provided to the consolidated entity prior to the end of the financial year and which are unpaid. Due to their short-term nature they are measured at amortised cost and are not discounted. The amounts are unsecured and are usually paid within 30 days of recognition.

R. BORROWINGS

Loans and borrowings are initially recognised at the fair value of the consideration received, net of transaction costs. They are subsequently measured at amortised cost using the effective interest method.

Where there is an unconditional right to defer settlement of the liability for at least 12 months after the reporting date, the loans or borrowings are classified as non-current.

S. FINANCE COSTS

Finance costs attributable to qualifying assets are capitalised as part of the asset. All other finance costs are expensed in the period in which they are incurred, including:

- Interest on short-term and long-term borrowings
- Interest on finance leases

T. FINANCIAL INSTRUMENTS

Initial Recognition and Measurement

Financial assets and financial liabilities are recognised when the entity becomes a party to the contractual provisions to the instrument. For financial assets, this is equivalent to the date that the company commits itself to either purchase or sale of the asset (i.e. trade date accounting is adopted). Financial instruments are initially measured at fair value plus transactions costs except where the instrument is classified as 'at fair value through profit or loss' in which case the transaction costs are expensed to profit or loss immediately.

Classification and Subsequent Measurement

The effective interest method is used to allocate interest income or interest expense over the relevant period and is equivalent to the rate that exactly discounts estimated future cash payments or receipts (including fees, transaction costs and other premiums or discounts) through the expected life (or when this cannot be reliably predicted, the contractual term) of the financial instrument to the net carrying amount of the financial asset or financial liability. Revisions to expected future net cash flows will necessitate an adjustment to the carrying value with a consequential recognition of an income or expense in profit or loss.

The Group does not designate any interests in subsidiaries, associates or joint venture entities as being subject to the requirements of accounting standards specifically applicable to financial instruments.

• Loans and receivables

Loans and receivables are non-derivative financial assets with fixed or determinable payments that are not quoted in an active market and are subsequently measured at amortised cost.

Loans and receivables are included in current assets, except for those which are not expected to mature within 12 months after the end of the reporting period. (All other loans and receivables are classified as non-current assets.)

• Financial liabilities

Non-derivative financial liabilities (excluding financial guarantees) are subsequently measured at amortised cost.

De-recognition

Financial assets are derecognised where the contractual rights to receipt of cash flows expires or the asset is transferred to another party whereby the entity is no longer has any significant continuing involvement in the risks and benefits associated with the asset. Financial liabilities are derecognised where the related obligations are either discharged, cancelled or expire. The difference between the carrying value of the financial liability extinguished or transferred to another party and the fair value of consideration paid, including the transfer of non-cash assets or liabilities assumed, is recognised in profit or loss.

U. PROVISIONS

Provisions are recognised when the consolidated entity has a present (legal or constructive) obligation as a result of a past event, it is probable the consolidated entity will be required to settle the obligation, and a reliable estimate can be made of the amount of the obligation. The amount recognised as a provision is the best estimate of the consideration required to settle the present obligation at the reporting date, taking into account the risks and uncertainties surrounding the obligation. If the time value of money is material, provisions are discounted using a current pre-tax rate specific to the liability. The increase in the provision resulting from the passage of time is recognised as a finance cost.

V. EMPLOYEE BENEFITS

Wages and Salaries and Annual Leave

Liabilities for wages and salaries, including non-monetary benefits, and annual leave expected to be settled within 12 months of the reporting date are recognised in current liabilities in respect of employees' services up to the reporting date and are measured at the amounts expected to be paid when the liabilities are settled.

Long Service Leave

The liability for long service leave is recognised in current and non-current liabilities, depending on the unconditional right to defer settlement of the liability for at least 12 months after the reporting date. The liability is measured as the present value of expected future payments to be made in respect of services provided by employees up to the reporting date using the projected unit credit method. Consideration is given to expected future wage and salary levels, experience of employee departures and periods of service.

Expected future payments are discounted using market yields at the reporting date on Australian corporate bonds (the Milliman G100 Australian Corporate bonds discount rate at the end of June 2017) with terms to maturity and currency that match, as closely as possible, the estimated future cash outflows.

W. ISSUED CAPITAL

Ordinary shares are classified as equity.

Incremental costs directly attributable to the issue of new shares or options are shown in equity as a deduction, net of tax, from the proceeds.

X. DIVIDENDS

Dividends are recognised when declared during the financial year and no longer at the discretion of the Company.

Y. EARNINGS PER SHARE**Basic Earnings Per Share**

Basic earnings per share is calculated by dividing the profit attributable to the owners of the consolidated entity, by the weighted average number of ordinary shares outstanding during the financial year.

Diluted Earnings Per Share

Diluted earnings per share adjusts the figures used in the determination of basic earnings per share to take into account the after income tax effect of interest and other financing costs associated with dilutive potential ordinary shares and the weighted average number of shares assumed to have been issued for no consideration in relation to dilutive potential ordinary shares.

Z. GOODS AND SERVICES TAX ('GST') AND OTHER SIMILAR TAXES

Revenues, expenses and assets are recognised net of the amount of associated GST, unless the GST incurred is not recoverable from the tax authority. In this case it is recognised as part of the cost of the acquisition of the asset or as part of the expense.

Receivables and payables are stated inclusive of the amount of GST receivable or payable. The net amount of GST recoverable from, or payable to, the tax authority is included in other receivables or other payables in the statement of financial position.

Cash flows are presented on a gross basis. The GST components of cash flows arising from investing or financing activities which are recoverable from, or payable to the tax authority, are presented as operating cash flows.

Commitments and contingencies are disclosed net of the amount of GST recoverable from, or payable to, the tax authority.

AA. ROUNDING OF AMOUNTS

The Company is of a kind referred to in ASIC Corporations (Rounding in Financial / Directors' Reports) Instrument 2016/191, issued by the Australian Securities and Investments Commission, relating to 'rounding-off'. Amounts in this report have been rounded off in accordance with that Legislative Instrument to the nearest thousand dollars, or in certain cases, the nearest dollar.

BB. COMPARATIVE FIGURES

When required by Accounting Standards, comparative figures have been adjusted to conform to changes in presentation for the current financial year.

NOTE 2: CRITICAL ACCOUNTING JUDGEMENTS, ESTIMATES AND ASSUMPTIONS

The preparation of the financial statements requires management to make judgements, estimates and assumptions that affect the reported amounts in the financial statements. Management continually evaluates its judgements and estimates in relation to assets, liabilities, contingent liabilities, revenue and expenses. Management bases its judgements, estimates and assumptions on historical experience and on other various factors, including expectations of future events, management believes to be reasonable under the circumstances. The resulting accounting judgements and estimates will seldom equal the related actual results. The judgements, estimates and assumptions that have a significant risk of causing a material adjustment to the carrying amounts of assets and liabilities within the next financial year are discussed below.

PROVISION FOR IMPAIRMENT OF RECEIVABLES

The provision for impairment of receivables assessment requires a degree of estimation and judgement. The level of provision is assessed by taking into account the recent sales experience, the ageing of receivables, historical collection rates and specific knowledge of the individual debtor's financial position.

PROVISION FOR IMPAIRMENT OF INVENTORY

The provision for impairment of inventory assessment requires a degree of estimation and judgement. The level of provision is assessed by taking into account the recent sales experience, the ageing of inventory, and other factors that affect inventory obsolescence.

ESTIMATION OF USEFUL LIVES OF ASSETS

The consolidated entity determines the estimated useful lives and related depreciation and amortisation charges for its property, plant and equipment and finite life intangible assets. The useful lives could change significantly as a result of technical innovations or some other event. The depreciation and amortisation charge will increase where the useful lives are less than previously estimated lives, or technically obsolete or non-strategic assets that have been abandoned or sold will be written off or written down.

GOODWILL AND OTHER INDEFINITE LIFE INTANGIBLE ASSETS

The consolidated entity tests annually, or more frequently if events or changes in circumstances indicate impairment, whether goodwill and other indefinite life intangible assets have suffered any impairment, in accordance with the accounting policy stated in note 1.

IMPAIRMENT OF NON-FINANCIAL ASSETS OTHER THAN GOODWILL AND OTHER INDEFINITE LIFE INTANGIBLE ASSETS

The consolidated entity assesses impairment of non-financial assets other than goodwill and other indefinite life intangible assets at each reporting date by evaluating conditions specific to the consolidated entity and to the particular asset that may lead to impairment. If an impairment trigger exists, the recoverable amount of the asset is determined. This involves fair value less costs of disposal or value-in-use calculations, which incorporate a number of key estimates and assumptions.

INCOME TAX

The consolidated entity is subject to income taxes in the jurisdictions in which it operates. Significant judgement is required in determining the provision for income tax. There are many transactions and calculations undertaken during the ordinary course of business for which the ultimate tax determination is uncertain. The consolidated entity recognises liabilities based on the consolidated entity's current understanding of the tax law. Where the final tax outcome of these matters is different from the carrying amounts, such differences will impact the current and deferred tax provisions in the period in which such determination is made.

RECOVERY OF DEFERRED TAX ASSETS

Deferred tax assets are recognised for deductible temporary differences only if the consolidated entity considers it is probable that future taxable amounts will be available to utilise those temporary differences and losses.

UNEARNED REVENUE

Customers of Netsip and Faktortel are invoiced for telephone calls monthly in arrears on the anniversary date of the establishment of their account. Unearned Revenue is recorded for telephone calls made between the invoice date which occurs mid-month, and the last day of the month in order to match the period of revenue recognition with the period in which the service (telephone calls) was provided.

VALUATION OF DEFERRED CONSIDERATION PAYABLE

As the value of deferred consideration payable for business combinations is dependent upon vendors achieving revenue targets in future years, management is required to make judgements that affect the reported amounts in the financial statements. Management has used their best judgement in determining the fair value of the reported liabilities, including estimating the likelihood of achieving the revenue targets and in turn the likelihood of having to make the future payments.

LONG SERVICE LEAVE PROVISION

As discussed in note 1, the liability for long service leave is recognised and measured at the present value of the estimated future cash flows to be made in respect of all employees at the reporting date. In determining the present values of the liability, estimates of attrition rates and pay increases through promotion and inflation have been taken into account.

LEASE MAKE GOOD PROVISION

A provision has been made for the present value of anticipated costs for future restoration of leased premises. The provision includes future cost estimates associated with closure of the premises. The calculation of this provision requires assumptions such as application of closure dates and cost estimates. The provision recognised for each site is periodically reviewed and updated based on the facts and circumstances available at the time. Changes to the estimated future costs for sites are recognised in the statement of financial position by adjusting the asset and the provision. Reductions in the provision that exceed the carrying amount of the asset will be recognised in profit or loss.

BUSINESS COMBINATIONS

Business combinations are initially accounted for on a provisional basis. The fair value of assets acquired, liabilities and contingent liabilities assumed are initially estimated by the consolidated entity taking into consideration all available information at the reporting date. Fair value adjustments on the finalisation of the business combination accounting is retrospective, where applicable, to the period the combination occurred and may have an impact on the assets and liabilities, depreciation and amortisation reported.

NOTE 3: OPERATING SEGMENTS & PRODUCT LINES

The consolidated entity has identified its operating segments based on the internal reports that are reviewed and used by the Chief Operating Decision Makers ('CODM') in assessing performance and determining the allocation of resources. The CODM considers that the business has one reportable segment, being IT and Telecommunications. Therefore, all segment assets and liabilities, and the segment result, relate to one business segment and consequently no detailed segment analysis has been prepared.

Product Lines are presented using the 'management approach', where the information presented is on the same basis as the internal reports provided to the Chief Operating Decision Makers ('CODM'). The CODM is responsible for the allocation of resources to product lines and assessing their performance. This is also the basis on which the board receive internal management results.

A. DESCRIPTION OF PRODUCT LINES

The consolidated entity is a profitable, high growth provider of telecommunications, cloud and IT solutions. It has a national network presence with Points of Presence (POPs) in all major Australian capital cities and Auckland, New Zealand. The consolidated entity utilises more than 20 wholesale infrastructure providers to deliver services into these POPs for delivery of a complete data and voice solution to meet each customer's specific requirements. The Chief Operating Decision Makers ('CODM') consider the business from both a product and a geographic perspective and have identified four reportable Product Lines.

Data Networks and Internet

The consolidated entity typically enters into an initial three year contract with a customer for the establishment, provision and maintenance of its WAN. Customers include small to large businesses with single to multiple sites.

The Data Networks Product Line includes the provision of internet products and services. Access to affordable, high speed and reliable connectivity is a prerequisite for consuming cloud based applications and services, facilitating transactions, and utilising IP-based communications. The consolidated entity provides high bandwidth, dependable, business grade internet connectivity to enable Internet services, video conferencing, Software as a Service applications and online collaboration for businesses of any size.

The consolidated entity supplies internet connections matching the most appropriate technology to location and/or price requirements of its customers.

Voice

The consolidated entity provides Session Initiation Protocol (SIP) based internet voice solutions that offer high quality, high availability, voice calls at a lower cost to traditional telephony.

Over the Wire's voice platform supports a range of client usage scenarios, from Private Branch exchanges (PBX) to call centre diallers, for both inbound and outbound calling.

Cloud and Managed Services

The consolidated entity provides a range of private cloud-based services to its customers consisting of:

Infrastructure as a Service (IaaS):

Forming the base of a fully outsourced infrastructure solution. The consolidated entity offers its customers a range of IaaS platforms with cloud-based server, storage and network services.

Hosted PBX:

The consolidated entity provides a business-grade hosted telephony solution, eliminating the need for high capital expenditure and costly upgrade cycles to gain access to new features.

Amazon Web Services Direct Connect and Microsoft Azure Express Route:

Being the two major public cloud service providers in Australia. The consolidated entity provides a dedicated connection, directly into a customer's public cloud service provider's hosted environment.

Managed Services:

The consolidated entity offers a range of Managed Services from basic maintenance through to complete outsourced IT support and administration. This division also includes one-off project work and equipment sales where requested by the customer.

Data Centre Co-location

Data Centre Co-Location allows customers to house their equipment, such as servers and network equipment, in the consolidated entity's secure, highly stable and monitored data centres reducing the risk of downtime and saving on environmental infrastructure costs (such as power and air-conditioning).

B. PRODUCT LINE INFORMATION PROVIDED TO THE CHIEF OPERATING DECISION MAKERS ('CODM').

The breakdown of revenue has been shown below geographically and by Product Line.

	Consolidated	
	2017	2016
	\$,000	\$,000
Revenue by Product Line		
Data Networks and Internet	15,915	10,456
Voice	10,714	7,895
Cloud and Managed Services	4,845	2,698
Data Centre Co-location	2,742	2,562
Total Revenue by Product Line	34,217	23,611
Revenue by Geographic Area		
Australasia	34,217	23,611
Total Revenue by Geographic Area	34,217	23,611

NOTE 4: OTHER INCOME

	Consolidated	
	2017	2016
	\$,000	\$,000
Other Income		
Interest Income	67	30
Data Retention Industry Grant	200	-
Other Sundry Income	26	252
Total Other Income	293	282

NOTE 5: EXPENSES

	Consolidated	
	2017	2016
	\$,000	\$,000
Profit before income tax includes the following expenses:		
Cost of Sales & Services		
Data Centre & Co-Location Expense	1,408	1,122
Calls & Communications Expense	11,796	7,549
Other cost of goods sold	1,815	1,237
Total Cost of Sales & Services	15,019	9,908
Employee Benefits		
Salaries and Wages	7,006	4,724
Superannuation	646	441
Annual and Long Service Leave	199	204
Other Employee Expenses	893	707
Total Employee Benefits	8,744	6,076
Depreciation		
Computer, Network & IT Plant & Equipment	1,405	819
Furniture & Fittings	82	24
Motor Vehicles	26	18
Total Depreciation	1,513	861
Amortisation		
Amortisation of Intangibles	817	381
Total Amortisation	817	381
Total Depreciation & Amortisation	2,330	1,242
Finance Costs		
Interest and Finance Charges Paid/Payable	182	86
Total Finance Costs	182	86
Other Expenses		
IPO & Share Issuance Costs	-	334
Legal, Accounting & Business Acquisition Costs	240	313
Rent	675	238
Licenses & Subscriptions	243	162
Travel & Marketing	318	169
Data Centre & Communications	1,242	783
General Expenses	660	487
Total Other Expenses	3,378	2,486
Total Expenses	29,653	19,798

Expenses increased largely due to the growth in revenue, and in turn a corresponding increase in cost of goods sold, as well as the acquisition of Telarus.

NOTE 6: INCOME TAX EXPENSE

	Consolidated	
	2017	2016
	\$,000	\$,000
Income Tax Expense		
Current Tax	1,666	1,478
Deferred Tax – origination and reversal of temporary differences	(314)	158
Deferred Tax – adjustment recognised for prior periods	-	-
Adjustment recognised for prior periods	(93)	(72)
Aggregate Income Tax Expense	1,259	1,248
Deferred tax included in income tax expense comprises:		
(Increase) / Decrease in Deferred Tax Assets	(23)	(210)
Increase / (Decrease) in Deferred Tax Liabilities	(291)	52
Deferred Tax – origination and reversal of temporary differences	(314)	158
Numerical Reconciliation of Income Tax Expense and Tax at Statutory Rate		
Profit before income tax expense	4,857	4,094
Tax at the statutory rate of 30%	1,457	1,228
Tax effect amounts which are not deductible/(taxable) in calculating taxable income:		
Entertainment	17	7
Amortisation of Intangibles	6	96
Accounting & Legal	24	112
IPO Costs	(49)	(149)
Research & Development	(29)	-
Other Sundry Items	23	26
	(8)	92
Adjustment recognised for prior periods	(93)	(72)
Movement in Timing Differences	(97)	-
Income Tax Expense	1,259	1,248
The applicable weighted average effective tax rates are as follows:	26%	30%

NOTE 7: EARNINGS PER SHARE

	Consolidated	
	2017	2016
Reconciliation of Earnings to Profit or Loss	\$,000	\$,000
Earnings Used to Calculate Basic Earnings Per Share	3,598	2,847
Earnings Used to Calculate Diluted Earnings Per Share	3,598	2,847
Weighted Average Number of Ordinary Shares	,000	,000
Weighted Average Number of Ordinary Shares Outstanding During the Year Used in Calculating Basic Earnings Per Share	43,505	38,596
Adjustments for calculation of diluted earnings per share:		
Weighted Average Number of Ordinary Shares Outstanding During the Year Used in Calculating Dilutive Earnings Per Share	1	-
Weighted Average Number of Ordinary Shares Outstanding During the Year Used in Calculating Dilutive Earnings Per Share	43,506	38,596
	Cents	Cents
Basic Earnings Per Share (Cents Per Share)	8.270	7.375
Diluted Earnings Per Share (Cents Per Share)	8.270	7.375

NOTE 8: CURRENT ASSETS – CASH & CASH EQUIVALENTS

	Consolidated	
	2017	2016
	\$,000	\$,000
Cash & Cash Equivalents		
Cash on Hand	1	1
Cash at Bank	5,483	7,041
Total Cash & Cash Equivalents	5,484	7,042
Reconciliation to Cash and Cash Equivalents at the End of the Financial Year		
The above figures are reconciled to cash and cash equivalents at the end of the financial year as shown in the statement of cash flows as follows:		
Balance as Above	5,484	7,042
Balance as per Statement of Cash Flows	5,484	7,042

Cash and cash equivalents decreased during the year primarily due to the acquisition of Telarus, which was funded through both debt and the use of cash reserves, as well as further subsequent principal reductions in that debt. Operating cashflow of the consolidated entity remained strong. The Consolidated Statement of Cashflows provides greater detail on the sources and uses of cash during the year.

NOTE 9: CURRENT ASSETS – TRADE & OTHER RECEIVABLES

The following table details the Group's trade and other receivables exposed to credit risk with aging analysis and impairment provided for thereon. Amounts are considered 'past due' when the debt has not been settled with the terms and conditions agreed between the Group and the customer or counterparty to the transaction. Receivables that are past due are assessed for impairment by ascertaining the debtors and are provided for where there are specific circumstances indicating that the debt may not be fully repaid to the Group.

	Consolidated	
	2017 \$,000	2016 \$,000
Trade & Other Receivables		
Trade Receivables	2,325	1,220
Less: Provision for Impairment of Receivables	(80)	(109)
	2,245	1,111
Term Deposits	500	-
Deposits Paid	128	89
Other Receivables	369	636
Total Trade & Other Receivables	3,242	1,836
Impairment of Receivables		
The consolidated entity has recognised a loss of \$ 39,000 (2016 \$ 164,000) in profit and loss in respect of impairment of receivables for the year ended 30 June 2017.		
The aging of the impaired receivables provided for above are as follows:		
0 – 3 months overdue	58	95
4 – 6 months overdue	3	13
More than 6 months overdue	19	1
Total Provision for Impairment of Receivables	80	109
Movements in the Provision for Impairment of Receivables are as Follows:		
Opening Balance	109	21
Additional Provision Recognised through Business Combinations	40	-
Additional Provision Recognised	39	164
Receivables Written off During the Year as Uncollectable	(108)	(76)
Closing Balance	80	109

	Consolidated	
	2017	2016
	\$,000	\$,000
Past Due But Not Impaired:		
Customers with balances past due but without provision for impairment of receivables amount to \$227,000 as at 30 June 2017 (\$294,000 as at 30 June 2016). The consolidated entity did not consider a credit risk on the aggregate balances after reviewing credit terms of customers based on collection practices.		
The aging of the past due but not impaired receivables are as follows:		
0 – 3 months overdue	215	220
4 – 6 months overdue	12	74
More than 6 months overdue	-	-
Total Receivables past due but not impaired	227	294

Trade and Other Receivables increased largely due to the acquisition of Telarus, and the overall growth in revenue of the business.

NOTE 10: CURRENT ASSETS – INVENTORIES

	Consolidated	
	2017	2016
	\$,000	\$,000
Inventories		
Finished Goods – at Net Realisable Value	189	39
Total Inventories	189	39

NOTE 11: OTHER ASSETS

	Consolidated	
	2017	2016
	\$,000	\$,000
Other Assets		
Prepayments	643	232
Total Other Assets	643	232

NOTE 12: NON-CURRENT ASSETS –PLANT & EQUIPMENT

	Consolidated	
	2017 \$,000	2016 \$,000
Computer, Network & IT Plant & Equipment		
Computer, Network & IT Plant & Equipment – at cost	11,062	5,958
Less: Accumulated Depreciation	(6,480)	(2,723)
	4,582	3,235
Furniture & Fixtures		
Furniture & Fixtures – at cost	308	257
Less: Accumulated Depreciation	(67)	(115)
	241	142
Motor Vehicles		
Motor Vehicles – at cost	23	143
Less: Accumulated Depreciation	(16)	(42)
	7	101
Total Plant & Equipment at written Down Value	4,830	3,478

Reconciliations

Reconciliations of the written down value at the beginning and end of the current and previous financial year are set out below:

	Computer, Network, IT Plant & Equipment	Furniture & Fixtures	Motor Vehicles	Total
	\$,000	\$,000	\$,000	\$,000
Balance at 1 July 2015	1,839	98	119	2,056
Additions through Business Combinations	564	15	-	579
Additions	1,690	106	-	1,796
Disposals	(39)	(53)	-	(92)
Depreciation Expense	(819)	(24)	(18)	(861)
Balance at 30 June 2016	3,235	142	101	3,478
Additions Through Business Combinations	1,134	24	-	1,158
Additions	1,618	157	-	1,775
Disposals	-	-	(68)	(68)
Depreciation Expense	(1,405)	(82)	(26)	(1,513)
Balance at 30 June 2017	4,582	241	7	4,830

NOTE 13: NON-CURRENT ASSETS – INTANGIBLES

	Consolidated	
	2017 \$,000	2016 \$,000
Intangibles		
Goodwill – at Cost*	5,331	2,344
	5,331	2,344
Brand Value*	3,210	2,750
Less: Accumulated Amortisation	(65)	-
	3,145	2,750
Location and Right-to-Use	1,817	1,817
Less: Accumulated Amortisation	(378)	(212)
	1,439	1,605
Customer Lists*	8,290	3,790
Less: Accumulated Amortisation*	(867)	(284)
	7,423	3,506
Internally Generated Software	850	-
Less: Accumulated Amortisation	(451)	-
	399	-
Total Intangibles	17,737	10,205

* The economic value of the intangible assets recognised upon the acquisition of Telarus is provisional in nature as at the date of these interim financial statements and is included above. Refer to Note 19 for further details.

Reconciliations

Reconciliations of the written down value at the beginning and end of the current and previous financial year are set out below:

	Internally Generated Software	Goodwill	Brand Value	Location & Right to Use	Customer List	Total
	\$,000	\$,000	\$,000	\$,000	\$,000	\$,000
Balance at 1 July 2015	-	-	-	234	-	234
Additions - Business Combinations	-	2,344	2,750	1,475	3,783	10,352
Disposals	-	-	-	-	-	-
Amortisation Expense				(104)	(277)	(381)
Balance at 30 June 2016	-	2,344	2,750	1,605	3,506	10,205
Additions - Business Combinations	23	2,987	460	-	4,500	7,970
Additions	379	-	-	-	-	379
Disposals	-	-	-	-	-	-
Amortisation Expense	(3)		(65)	(166)	(583)	(817)
Balance at 30 June 2017	399	5,331	3,145	1,439	7,423	17,737

Finite Life Intangible Assets

Outlined below are the carrying amounts and remaining amortisation periods of the individual intangible assets that are material to the consolidated entity's financial statements at 30 June 2017.

	Remaining Amortisation Period	Carrying Amount
	Years	\$,000
Location & Right to Use – Sanity	10	1,291
Right to Use – WebCentral	3	148
Location & Right to Use		1,439
Customer List – Faktortel	8	1,617
Customer List – Sanity	8	1,263
Customer List – Telarus	10	4,312
Customer List – SpiderBox	8	231
Customer List		7,423
Brand – Sanity	5	250
Brand – Telarus	5	395
Brand		645
Internally Generated Computer Software	5	399
Internally Generated Computer Software		399

Impairment Disclosures

Both goodwill and a select number of brand values are allocated to cash generating units, which are based on the Group's reporting segments. As per Note 3, the Group has one reportable segment, being IT and Telecommunications.

Brand Value has been previously recorded in relation to the acquisition of Faktortel and these costs are not amortised, given the Board has assessed them to have indefinite useful lives due to the strength of the brand in the market, and the intention of the Board to continue to trade under this brand indefinitely. Instead, this Brand is tested annually for impairment, or more frequently if events or changes in circumstances indicate that they might be impaired. Other acquired Brand values are being amortised, or will commence amortisation from 1 July 2017, where the Board has assessed that the Brands will eventually be replaced in the market by the Over the Wire brand after an appropriate period of co-branding.

Impairment Testing of Goodwill

All Goodwill is allocated to the consolidated entity's one cash generating unit (CGU) being IT & telecommunications.

The recoverable amount of the cash-generating unit is determined based on value-in-use calculations. These calculations use the present value of cash flow projections over a 5 year period, with growth rates based on historical growth rates achieved in the past and budgets approved by management. Cash flows are not extrapolated beyond 5 years.

Key assumptions used for value-in-use calculations:

	2017	2016
CGU – IT & Telecommunications:		
EBITDA & Net Cashflow from Operations (growth rate)	20%	n/a
Discount Rate	10%	n/a

As the consolidated entity runs a business structure that is light on capital expenditure requirements and utilises back-to-back purchasing arrangements aligned with the contractual terms of customers contracts, revenue, cost of goods sold and overhead have not been assessed in isolation, but instead EBITDA has been used for future cashflow projections, based on the entity's historical accuracy on forecasting EBITDA growth and its ability to manage expenses in line with revenue growth.

The Discount rate has been based upon an estimate of the entity's weighted average cost of capital, and is similar to that used in the valuation of other intangible assets such as customer lists.

Impairment Charge for Goodwill

As a result of the impairment testing and evaluation, the consolidated entity has determined that the carrying value of Goodwill does not exceed their value-in-use, and no impairment charge is required.

Impact of possible changes in key assumptions

If the growth rate for EBITDA and Net Cashflow from Operations was reduced by 50% to 10%, there would still be no impairment charge required.

If the discount rate, based on an estimate of the entity's weighted average cost of capital was increased by 25% to 12.5%, there would still be no impairment charge required.

NOTE 14: NON-CURRENT ASSETS – DEFERRED TAX

	Consolidated	
	2017	2016
	\$,000	\$,000
Deferred Tax Consist Of:		
Deferred Tax Assets (a)	490	439
Deferred Tax Liabilities (b)	(2,938)	(1,720)
Net Deferred Tax Asset / (Liability)	(2,448)	(1,281)

a) Deferred Tax Assets:

The Balance Comprises Temporary Differences Attributable to:

Accrued Expenses	57	51
Provision for Doubtful Debts	25	33
Employee Benefits	259	147
Claimable IPO Costs	149	199
Other	-	9
Deferred Tax Asset	490	439

Movement in Deferred Tax Assets

	Accrued Expenses	Prov. for Doubtful Debts	Employee Benefits	Claimable IPO Costs	Other	Total
	\$,000	\$,000	\$,000	\$,000	\$,000	\$,000
Balance at 1 July 2015	137	6	83	-	-	226
(Charged) / Credited to Profit or Loss	(86)	27	61	199	9	210
Additions Through Business Combinations	-	-	3	-	-	3
(Over) / Under Provision of Prior Year	-	-	-	-	-	-
Balance at 30 June 2016	51	33	147	199	9	439
(Charged) / Credited to Profit or Loss	5	(20)	47	-	(9)	23
(Charged) / Credited through Equity	-	-	-	(50)	-	(50)
Additions Through Business Combinations	1	12	65	-	-	78
(Over) / Under Provision of Prior Year	-	-	-	-	-	-
Balance at 30 June 2017	57	25	259	149	-	490

	Consolidated	
	2017	2016
	\$,000	\$,000
b) Deferred Tax Liabilities:		
The Balance Comprises Temporary Differences Attributable to:		
Accrued Revenue	(110)	(117)
Provision for Change in Contingent Liability	(17)	(22)
Provision for Doubtful Creditors	(59)	(4)
Intangibles on Acquisitions – Right to Use	(387)	(443)
Intangibles on Acquisitions – Brand	(119)	-
Intangibles on Acquisitions – Customer List	(2,227)	(1,134)
Property Plant & Equipment	(20)	-
Deferred Tax Liability	(2,938)	(1,720)

Movement in Deferred Tax Liability						
	Accrued Revenue	Prov. for Change in Contingent Liability	Prov. For Doubtful Creditors	Intangibles on Acquisitions	Other	Total
	\$,000	\$,000	\$,000	\$,000	\$,000	
Balance at 1 July 2015	(54)	-	(8)	-	-	(62)
(Charged) / Credited to Profit or Loss	(34)	(22)	4	-	-	(52)
Additions Through Business Combinations	(29)	-	-	(1,577)	-	(1,606)
(Over) / Under Provision of Prior Year	-	-	-	-	-	-
Balance at 30 June 2016	(117)	(22)	(4)	(1,577)	-	(1,720)
(Charged) / Credited to Profit or Loss	8	5	(55)	332	1	291
Additions Through Business Combinations	-	-	-	(1,488)	(21)	(1,509)
(Over) / Under Provision of Prior Year	-	-	-	-	-	-
Balance at 30 June 2017	(109)	(17)	(59)	(2,733)	(20)	(2,938)

NOTE 15: CURRENT LIABILITIES – TRADE & OTHER PAYABLES

	Consolidated	
	2017	2016
	\$,000	\$,000
Trade & Other Payables		
Trade Payables	1,938	1,026
GST Payable	316	309
Accrued Expenses	1,472	856
Prepaid Revenue	943	64
Other payables	198	185
Total Trade & Other Payables	4,867	2,440

Trade and Other Payables increased largely due to the inclusion of the Trade Payables, Prepaid Revenue, and Accrued Expenses of Telarus.

NOTE 16: CURRENT LIABILITIES – BORROWINGS

		Consolidated	
	Note	2017 \$,000	2016 \$,000
Borrowings (Current)			
Chattel Mortgage (Motor Vehicles)	28	-	80
Cisco Finance Lease	28	64	64
NAB Term Loan		2,000	-
IBM Equipment Finance	28	176	-
Total Current Borrowings		2,240	144

Borrowings increased due to the Term Loan taken out as funding for the acquisition of Telarus, as well as the inclusion of the IBM equipment financing which Telarus was already utilising.

NOTE 17: CURRENT LIABILITIES – CURRENT TAX LIABILITY

		Consolidated	
		2017 \$,000	2016 \$,000
Current Tax Liability			
Provision For Income Tax Payable		437	1,437
Total Current Tax Liability		437	1,437

NOTE 18: CURRENT LIABILITIES – EMPLOYEE BENEFITS

		Consolidated	
		2017 \$,000	2016 \$,000
Provision for Long Service Leave			
Provision for Annual Leave		581	352
Other employee benefits payable		-	-
Total Employee Benefits Payable		772	412

	Consolidated	
	2017	2016
	\$,000	\$,000
Movement in Provisions		
Provision for Long Service Leave		
Balance at 1 July	60	41
Additional Provisions	131	(19)
Amounts Used	-	-
Balance at 30 June	191	60
Provision for Annual Leave		
Balance at 1 July	352	210
Additional Provisions	628	358
Amounts Used	(399)	(216)
Balance at 30 June	581	352
Analysis of Total Employee Provisions		
Current	772	412
Non-Current (Note 21)	89	81
Total Provisions	861	493

Amounts Not Expected to be Settled Within the Next 12 Months:

The current provision for long service leave includes all unconditional entitlements where employees have completed the required period of service and also where employees are entitled to pro-rata payments in certain circumstances. Based on past experience the consolidated entity does not expect all employees to take the full amount of accrued long service leave or require payment within the next 12 months.

NOTE 19: BUSINESS COMBINATIONS

(a) Acquisition of Talarus Pty Ltd (Trading as Talarus)

On 16 January 2017, the company acquired 100% of the shares in Talarus Pty Ltd. Established in 2002, Talarus delivers business grade telecommunications solutions to Australian and New Zealand SME and Enterprise customers. Talarus has experienced high levels of customer retention and is headquartered in the Melbourne CBD.

Revenue of Talarus included in the consolidated revenue of the group since acquisition amounted to \$5,742K. Profit before tax of Talarus included in consolidated profit before tax of the group since acquisition amounted to \$397K.

Had the results of Talarus been consolidated from 1 July 2016, revenue of the consolidated group would have been \$40,952K and consolidated profit before tax would have been \$5,331K for the year ended 30 June 2017.

(b) Details on acquisitions

Company	Primary Business Division	Acquisition	Purchase Price	Intangibles Acquired	Shares Issued to Settle	Cash to Settle	Deferred Consideration
			\$,000	\$,000	Units	\$,000	\$,000
Telarus (finalised)	Data & Managed Security	100% of shares	8,254	7,947	-	8,254	-
Total			8,254	7,947	-	8,254	-

The company engaged the services of independent consultants to provide the economic valuation of the acquisition of Telarus, including purchase price, net assets acquired and intangibles (both identifiable and goodwill).

Under the agreement, the vendor and its affiliates are restrained for five years from engaging in business similar to or in competition with the business of Telarus, including being restrained from inducing an employee of Telarus to terminate their employment or soliciting any clients of Telarus. The vendor has provided customary warranties (including those relating to the share capital of Telarus) that there are no liabilities or encumbrances, as well as the information relating to the accounts and records of Telarus and tax related matters.

The assets and liabilities recognised as a result of the acquisitions are as follows:

	16 Jan 2017 \$,000
Assets	
Current Assets	
Cash & Cash Equivalents	1,197
Trade & Other Receivables	1,041
Inventories	116
Other Assets	405
Total Current Assets	2,759
Non-Current Assets	
Property, Plant & Equipment	1,158
Unsecured Loan Receivable	47
Deferred Tax	73
Intangibles	22
Total Non-Current Assets	1,300
Total Assets	4,059
Liabilities	
Current Liabilities	
Trade & Other Payables	1,081
Borrowings	216
Income Tax	191
Unearned Income	440
Employee Benefits	191
Total Current Liabilities	2,119
Non-Current Liabilities	
Deferred Tax Liabilities	22
Borrowings	97
Employee Benefits	26
Total Non-Current Assets	145
Total Liabilities	2,264
Net Assets	1,795

Acquired Intangibles

	Description	Brand Value	Location / Right-to- Use	Customer List / Relationships	Goodwill	Total
	Class:	Limited Life	Limited Life	Limited Life	Indefinite Life	
	Treatment:	Amortised and Impaired	Amortised and Impaired	Amortised and Impaired	Impaired	
	Rate:	Forecast Use of Brand	Length of Lease	Churn/ Customer Retention		
	\$,000	\$,000	\$,000	\$,000	\$,000	\$,000
Telarus						
Purchase Price:	8,254					
Less: Identifiable Net Assets	(1,795)					
Add: Deferred tax liability recognised on limited life intangibles	1,488					
Intangible Assets upon Acquisition	7,947					
Allocation of Intangibles:		460	-	4,500	2,987	7,947
Estimate Useful Life of Limited Life Assets:		5 Years		10 Years		
Annual Forecast Amortisation		92		450		542

NOTE 20: NON-CURRENT LIABILITIES – BORROWINGS

		Consolidated	
	Note	2017 \$,000	2016 \$,000
Borrowings			
IBM Equipment Finance	28	38	-
Cisco Finance Lease	28	139	194
NAB Term Loan		1,485	-
Total Borrowings		1,662	194

Borrowings increased due to the Term Loan taken out as funding for the acquisition of Telarus, as well as the inclusion of the IBM equipment financing which Telarus was already utilising.

NOTE 21: NON-CURRENT LIABILITIES – EMPLOYEE BENEFITS

	Consolidated	
	2017	2016
	\$,000	\$,000
Employee Benefits		
Provision for Long Service Leave	89	81
Total Employee Benefits Payable	89	81

NOTE 22: EQUITY – ISSUED CAPITAL

	Consolidated	
	2017	2016
	\$,000	\$,000
Issued Capital		
Ordinary Shares – Fully Paid	11,308	11,280
Total Issued Capital	11,308	11,280

Movements in ordinary share capital				
	Date	No. of Shares	Issue Price	Paid up Amount
		,000	\$	\$,000
Balance	1 Jul 2015	100	0.01	1
Share Split Incremental Shares ¹	2 Nov 2015	31,625	0.00	0
Issue of Shares ²	30 Nov 2015	10,000	1.00	10,000
Employee Share Plan ³	30 Nov 2015	48	1.00	48
Shares Issued on Acquisitions ⁴	30 Nov 2015	1,727	1.00	1,727
Capitalised Costs of Share Capital Issue ²	30 Nov 2015	-	-	(496)
Balance	30 June 2016	43,500		11,280
	Date	No. of Shares	Issue Price	Paid up Amount
		,000	\$	\$,000
Balance	1 Jul 2016	43,500		11,280
Issue of Shares	-	-	-	-
Employee Share Plan	28 Apr 2017	31	2.50	77
Shares Issued on Acquisitions	-	-	-	-
Tax Effect of Capitalised Costs of IPO	30 Jun 2017	-	-	(49)
Balance	30 June 2017	43,531		11,308

1. Share split at a rate of 317.25 shares for each ordinary share.
2. Issue of shares upon listing on the Australian Stock Exchange
3. Shares issued under the Group's employee share plan. Refer below for further details
4. Shares issued as consideration for acquisition of subsidiaries during the year. Refer to Note 18 for details.

ORDINARY SHARES

Ordinary shares entitle the holder to participate in dividends and the proceeds of winding up the company in proportion to the number of and amounts paid on the shares held. The fully paid ordinary shares have no par value.

On a show of hands every member present at a meeting in person or by proxy shall have one vote and upon a poll each share shall have one vote.

SHARE BASED PAYMENTS - EMPLOYEE SHARES

On 30 November 2016, 30,800 ordinary shares were issued to employees under an Employee Share Plan with an issue price of \$2.50 per share and for nil consideration.

Shares acquired under this plan carry all of the same rights and obligations of other shares, except for any rights attaching to shares by reference to a record date prior to the date of issue or transfer.

SHARE BASED PAYMENTS – PERFORMANCE RIGHTS

On 29 June 2017, the consolidated entity issued 200,000 performance rights to key management personnel under an Employee Share Plan as a means of rewarding and incentivising key employees.

Further details of the performance rights, including details of rights issued during the financial year, are set out in note 34.

CAPITAL RISK MANAGEMENT

The consolidated entity's objectives when managing capital are to safeguard its ability to continue as a going concern, so that it can provide returns for shareholders and benefits to other stakeholders and to maintain an optimum capital structure to reduce the cost of capital.

In order to maintain or adjust the capital structure, the consolidated entity may adjust the amount of dividends paid to shareholders, return capital to shareholders, issue new shares, or sell assets to reduce debt.

The consolidated entity is subject to certain financing arrangement covenants and meeting these are given priority in all capital risk management decisions. There have been no events of default on the financing arrangements during the financial year.

NOTE 23: EQUITY – RETAINED PROFITS

	Consolidated	
	2017 \$,000	2016 \$,000
Retained Profits		
Retained Profits at the Beginning of the Financial Year	4,876	2,029
Profits After Income Tax Expense for the Financial Year	3,598	2,847
Dividends Paid	(761)	-
Retained Profits at the End of the Financial Year	7,713	4,876

NOTE 24: EQUITY – DIVIDENDS

	Consolidated	
	2017 \$,000	2016 \$,000
Dividends		
Interim fully franked ordinary dividend of 0.75 cents per share franked at the tax rate of 30% for the 30 June 2017 Financial Year	326	-
Final fully franked ordinary dividend of 1.00 cents per share franked at the tax rate of 30% for the 30 June 2016 Financial Year	435	-
Total Dividends for the Financial Year	761	-

Subsequent to year-end, on 21 August 2017, the Company declared a fully franked final dividend of 1.25 cents per share, for the year ended 30 June 2017. The dates of the dividend are as follows:

Ex date	18 September 2017
Record Date	19 September 2017
Payment Date	10 October 2017

As this final dividend was declared subsequent to year-end, no provision has been made in the accounts for the dividend.

	Consolidated	
	2017 \$,000	2016 \$,000
Franking Credits		
Franking Credits Available at the Reporting Date Based on a Tax Rate of 30%	4,455	1,373
Franking Credits that Will Arise From the Payment of the Amount of the Provision for Income Tax at the Reporting Date Based on a Tax Rate of 30%	379	1,437
Franking Credits Available for Subsequent Financial Years Based on a Tax Rate of 30%	4,834	2,810

NOTE 25: FINANCIAL RISK MANAGEMENT

FINANCIAL RISK MANAGEMENT OBJECTIVES

The group's financial instruments consist mainly of deposits with banks, local money market instruments, accounts receivable and payable, loans to and from subsidiaries, and leases.

The main purpose of non-derivative financial instruments is to raise finance for group operations.

The group does not have any derivative instruments at 30 June 2017 or 30 June 2016.

The totals for each category of financial instruments, measured in accordance with AASB 139 as detailed in the accounting policies to these financial statements, are as follows.

	Consolidated	
	2017 \$,000	2016 \$,000
Financial Assets		
Cash & Cash Equivalents (Note 8)	5,484	7,042
Trade & Other Receivables (Note 9)	3,242	1,836
Total Financial Assets	8,726	8,878
Financial Liabilities		
Trade & Other Payables (Note 15)	4,867	2,440
Borrowings (Note 16,20)	3,902	338
Total Financial Liabilities	8,769	2,778

TREASURY RISK MANAGEMENT

The Boards overall risk management strategy seeks to assist the consolidated group in meeting its financial targets, whilst minimising potential adverse effects on financial performance.

FINANCIAL RISK EXPOSURES AND MANAGEMENT

The main risks the group is exposed to through its financial instruments are interest rate risk, liquidity risk and credit risk.

FOREIGN CURRENCY RISK

The group has no material exposure to fluctuations in foreign currencies.

LIQUIDITY RISK

The group manages liquidity risk by monitoring forecast cash flows and ensuring that adequate unutilised borrowing facilities are maintained.

Cash flows realised from financial assets in the table below reflect management's expectation as to the timing of realisation. Actual timing may therefore defer from that disclosed.

Contracted maturities at 30 June 2016	0 – 12 Months	1 – 2 Years	2 – 5 Years	> 5 Years	Total Cash Flows	Carrying Amount
	\$,000	\$,000	\$,000	\$,000	\$,000	\$,000
Cash & Cash Equivalents	7,042	-	-	-	7,042	7,042
Trade & Other Receivables	1,836	-	-	-	1,836	1,836
TOTAL	8,878	-	-	-	8,878	8,878

Contracted maturities at 30 June 2017	0 – 12 Months	1 – 2 Years	2 – 5 Years	> 5 Years	Total Cash Flows	Carrying Amount
	\$,000	\$,000	\$,000	\$,000	\$,000	\$,000
Cash & Cash Equivalents	5,484	-	-	-	5,484	5,484
Trade and Other Receivables	3,242	-	-	-	3,242	3,242
Total	8,726	-	-	-	8,726	8,726

The consolidated entity has recognised a profit of \$29K (2016 Loss of \$109K) in profit and loss in respect of impairment of receivables for the year ended 30 June 2017. The movements in the provision for impairment of receivables were outlined in Note 9.

The table below sets out the maturity periods of the financial liabilities of the consolidated group as at 30 June 2017 and 30 June 2016. All carrying amounts of equipment finance are discounted contractual cash flows.

Contracted maturities at 30 June 2016	< 6 Months	6 – 12 Months	1 – 2 Years	2 – 5 Years	> 5 Years	Total Cash Flows	Carrying Amount
	\$,000s	\$,000s	\$,000s	\$,000s	\$,000s	\$,000s	\$,000s
Trade & Other Payables	2,440	-	-	-	-	2,440	2,440
Borrowings	46	102	64	159	-	371	338
Total	2,486	102	64	159	-	2,811	2,778

Contracted maturities at 30 June 2017	< 6 Months	6 – 12 Months	1 – 2 Years	2 – 5 Years	> 5 Years	Total Cash Flows	Carrying Amount
	\$,000s	\$,000s	\$,000s	\$,000s	\$,000s	\$,000s	\$,000s
Trade & Other Payables	4,867	-	-	-	-	4,867	4,867
Borrowings	1,217	1,145	1,615	92	-	4,069	3,902
Total	6,084	1,145	1,615	92	-	8,936	8,769

CREDIT RISK

The maximum exposure to credit risk, excluding the value of any collateral or other security, at balance date to recognised financial assets, is the carrying amount, net of any provisions for impairment of those assets, as disclosed in the balance sheet and notes to the financial statements.

There are no material amounts of collateral held as security at 30 June 2017 or 30 June 2016.

Credit risk is managed on a group basis and reviewed regularly by the Board. It arises from exposures to customers as well as through deposits with financial institutions.

The Board monitors credit risk by actively assessing the rating quality and liquidity of counter parties:

- only major Australian banks and financial institutions are utilised;
- potential customers with a monthly spend in excess of \$1,000 are often rated for credit worthiness taking into account their size, market position and financial standing; and
- customers that do not meet the group's strict credit policies may only purchase in cash or using recognised credit cards.

The following table provides information regarding the credit risk relating to cash and money market securities based on Moody's counterparty credit ratings.

	Consolidated	
	2017 \$,000	2016 \$,000
Cash & Cash Equivalents		
Aa2 Rated	-	7,038
Aa3 Rated	5,480	-
A1 Rated	4	4
Total Cash & Cash Equivalents	5,484	7,042

The consolidated group does not have any material credit risk exposure to any single receivable or group of receivables under financial instruments entered into by the consolidated group.

INTEREST RATE AND MARKET RISK

Market risk is the risk that changes in market prices, such as interest rates will affect the Company's income or the value of its holdings of financial instruments. The objective of market risk management is to manage and control market risk exposures within acceptable parameters, while optimising returns.

All of the Group's equipment finance leases are at a fixed interest rate, and while the Group has a small level of term debt, as the Group has cash and cash equivalents in excess of the debt, the Directors consider interest rate and market risk to be low.

SENSITIVITY ANALYSIS

As the Group's equipment finance leases are not material to the Group and at a fixed interest rate, no sensitivity analysis has been performed, as any +/- variation in interest rates would not have a material impact on the post-tax profit for the remaining period of the loans.

A change in interest rates on the NAB Term Loan would have the following impact on the post-tax profit over the remainder of the expected term of the loan:

	Consolidated	
	2018 \$,000	2019 \$,000
2% Decrease in Interest Rates	36	9
1% Decrease in Interest Rates	18	4
1% Increase in Interest Rates	(18)	(4)
2% Increase in Interest Rates	(36)	(9)
3% Increase in Interest Rates	(54)	(13)

DEBT MATURITY AND REFINANCING RISK

Refinancing risk is the risk that the Company is not able to refinance the full amount of its ongoing debt requirements on appropriate terms and pricing. To ensure that the Company has sufficient funds available, in the form of cash and liquid assets to meet its liquidity requirements, the Company maintains a sufficient surplus of cash in excess of six months of debt maturities to mitigate refinancing risk.

NOTE 26: REMUNERATION OF AUDITORS

	Consolidated	
	2017 \$,000	2016 \$,000
During the financial year the following fees were paid or payable for services provided by PKF Hacketts Audit, the auditor of the consolidated entity		
PKF Hacketts Audit		
Audit Services	66	58
Other services – IPO related	-	51
PKF Hacketts Pty Ltd		
Other Services – Tax compliance services	39	22
Total	105	131

NOTE 27: CONTINGENT ASSETS & LIABILITIES**CONTINGENT ASSETS**

The consolidated entity had no contingent assets as at 30 June 2017 or 30 June 2016.

CONTINGENT LIABILITIES

The consolidated entity had bank guarantees in place totalling \$119,174 as at both 30 June 2017 and 30 June 2016.

NOTE 28: CAPITAL & LEASING COMMITMENTS

	Consolidated	
	2017 \$,000	2016 \$,000
Lease commitments - Operating		
Committed at the reporting date but not recognised as liabilities payable:		
Within one year	1,110	706
One to five years	1,542	1,198
More than five years	-	47
Total Lease commitments - Operating	2,652	1,951

Operating lease commitments include contracted amounts for various offices under non-cancellable operating leases expiring within one to ten years with, in some cases, options to extend. On renewal, the terms of the leases will be renegotiated.

	Consolidated	
	2017	2016
	\$,000	\$,000
Commitments in relation to non-cancellable finance leases are as follows:		
Not Later Than 1 Year	258	371
Later Than 1 Year But Not Later Than 5 Years	187	-
Minimum Lease Payments	445	371
Less Future Finance Charges	(28)	(33)
	417	338
Representing Finance Lease Commitments		
Current (Note 16)	240	144
Non-Current (Note 20)	177	194
Total Lease Commitments - Financing	417	338

NOTE 29: CASH FLOW INFORMATION

	Consolidated	
	2017	2016
	\$,000	\$,000
Reconciliation of Cash Flows from Operations with Profit After Income Tax		
Profit After Income Tax	3,598	2,847
Non cash flows in profit/(loss):		
Depreciation	1,513	861
Amortisation	817	381
Provision for Doubtful Debts	(69)	88
(Write-down) / Increase of Earn-out Payments	18	(195)
Other Non Cash Movements	(20)	34
Changes in Assets and Liabilities		
(Increase) / Decrease in Trade and Other Receivables	(318)	(488)
(Increase)/ Decrease in Inventories	(33)	20
(Increase)/ Decrease in Other Assets	(7)	5
(Decrease)/ Increase in Deferred Tax Liabilities	(269)	(158)
(Decrease)/ Increase in Payables	906	787
(Decrease)/ Increase in Provisions	151	205
(Decrease)/ Increase in Current Tax Liabilities	(1,191)	625
Net Cash Flows from Operating Activities	5,096	5,002

NOTE 30: PARENT INFORMATION

The following information has been extracted from the books and records of the parent and has been prepared in accordance with Australian Accounting Standards.

PARENT ENTITY STATEMENT OF FINANCIAL POSITION

As At 30 June 2017

	2017 \$,000	2016 \$,000
Assets		
Current Assets	1,692	3,783
Non-Current Assets	17,146	8,944
Total Assets	18,838	12,727
Liabilities		
Current Liabilities	3,065	734
Non-Current Liabilities	5,009	511
Total Liabilities	8,074	1,245
Net Assets	10,764	11,481
Equity		
Issued Capital	11,308	11,280
Retained Profits	(544)	201
Total Equity	10,764	11,481

PARENT ENTITY STATEMENT OF COMPREHENSIVE INCOME

For Year Ended 30 June 2016

	2017 \$,000	2016 \$,000
Total Profit	16	(360)
Total Comprehensive Income	16	(360)

GUARANTEES AND CONTRACTUAL COMMITMENTS

During the reporting period, Over the Wire Holdings Limited has a parent entity guarantee in place over the credit card facilities with NAB operated by two of its subsidiaries (OTW Corp Pty Ltd and Over the Wire Pty Ltd) totalling \$150,000.

CONTINGENT LIABILITIES

Other than the bank guarantees above, the parent entity did not have any contingent liabilities as at 30 June 2017 or 30 June 2016.

NOTE 31: RELATED PARTY TRANSACTIONS

Over the Wire Holdings Limited is the ultimate parent entity in the wholly owned group comprising the Company and its wholly owned controlled entities. Transactions between the Company and its controlled entities have been eliminated in the consolidated financial statements.

The aggregate amounts of transactions between the Company and its controlled entities are in the respective classification categories in the financial statements. The nature, terms and conditions of each different type of transaction area are as follows:

- Fees charged by Over the Wire Holdings Limited to the members of the group are in respect of the company acting as a central provider of corporate services to the group, including employing all staff, providing office and administration services until 31 December 2015.
- Fees charged by OTW Corp Pty Ltd to the members of the group are in respect of the company acting as a central provider of corporate services to the group, including employing all staff, providing office and administration services from 1 January 2016.
- Management fees charged by Over the Wire Holdings Limited to cover the costs of being listed on the Australian Stock Exchange.
- Operational Loans for day to day working capital between the Company and its controlled entities are unsecured and advanced on an interest free basis.

During the year, the Group has conducted the following related party transactions:

- Management fees paid to Over the Wire Holdings by its controlled entities for FY17: \$0.300m (FY16: \$3.145m)
- Fees charged by OTW Corp to the members of the group for FY17: \$9.346m (FY16: \$3.533m)

KEY MANAGEMENT PERSONNEL (KMP) COMPENSATION

	Consolidated	
	2017 \$,000	2016 \$,000
Short –Term Employee Benefits	1,160	1,090
Long-Term Employee Benefits	14	14
Post-Employment Benefits	87	83
Termination Payments	-	-
Share based Payments	4	7
Key Management Personnel	1,265	1,194

Detailed remuneration disclosures are provided in the remuneration report on pages 20 to 24.

NOTE 32: SUBSIDIARIES

Consolidated			
		2017	2016
The consolidated financial statements incorporate the assets, liabilities and results of the following subsidiaries in accordance with the accounting policies described in Note1:			
Name of Entity	Country of Incorporation	Equity Holding	Equity Holding
Over the Wire Pty Ltd	Australia	100 %	100 %
Netsip Pty Ltd	Australia	100 %	100 %
Faktortel Pty Ltd (Acquired 28 July 2015)	Australia	100 %	100 %
Faktortel Holdings Pty Ltd (Acquired 28 July 2015)	Australia	100 %	100 %
Aero Telecom Pty Ltd (Acquired 28 July 2015)	Australia	100 %	100 %
Sanity Holdings Pty Ltd (Acquired 30 November 2015)	Australia	100 %	100 %
OTW Corp Pty Ltd (Registered 25 September 2015)	Australia	100 %	100 %
Telarus (Acquired 16 January 2017)	Australia	100 %	100 %

NOTE 33: SUBSEQUENT EVENTS

On 21 August 2017, the Company declared a fully franked final dividend of 1.25 cents per share, for the year ended 30 June 2017.

The dates of the dividend are as follows:

Ex date	18 September 2017
Record Date	19 September 2017
Payment Date	10 October 2017

As this final dividend was declared subsequent to year-end, no provision has been made in the accounts for the dividend.

No other matter or circumstances have arisen since the end of the financial period which significantly affected or may significantly affect the operations of the consolidated entity, the results of those operations, or the state of affairs of the consolidated entity in future financial periods.

NOTE 34: SHARE-BASED PAYMENTS - PERFORMANCE RIGHTS

In line with its remuneration policy, the Board approved the issue of performance rights under the OTW Performance Rights Plan during the year to key management personnel.

The Performance Rights will not give the holder a legal or beneficial interest in ordinary fully paid shares in Over the Wire until those Performance Rights vest. Prior to vesting, Performance Rights do not carry a right to vote or receive dividends.

When the Performance Rights have vested, ordinary fully paid shares will be allocated, and these shares will rank equally with existing Over the Wire Shares.

The Performance Rights over Ordinary Shares have been issued in three tranches as set out below.

	2017 Tranche 1 (2017-1)	2017 Tranche 2 (2017-2)	2017 Tranche 3 (2017-3)
Issue Date	29 June 2017	29 June 2017	29 June 2017
Vesting Date & Test Date	31 January 2018	1 July 2018	3 December 2018
Expiry Date	28 February 2018	1 August 2018	3 January 2019
Exercise Price	\$0.00	\$0.00	\$0.00
Amount Payable on Grant	\$0.00	\$0.00	\$0.00
Performance Hurdles	Service tenure from Grant to Vesting. Issued in recognition of the FYE2016 short term incentive achievement and represent an STI deferral benefit.	Service tenure from Grant to Vesting. Issued in recognition of the FYE2016 short term incentive achievement and represent an STI deferral benefit.	Service Tenure and TSR absolute Compound Annual Growth Rate from IPO date to vesting: <10% p.a. 0% 10%-15% p.a. pro-rata >15% p.a. 100%
Performance Rights Granted to: Mike Stabb	25,000	25,000	50,000
Performance Rights Granted to: Ben Cornish	25,000	25,000	50,000

Fair Value of Performance Rights Issued

30 June 2016	Opening Balance	Granted	Vested	Closing Balance	Fair Value
	Qty	Qty	Qty	Qty	\$
Mike Stabb	-	-	-	-	-
Ben Cornish	-	-	-	-	-
TOTAL	-	-	-	-	-

30 June 2017	Opening Balance	Granted	Vested	Closing Balance	Weighted Average Fair Value
	Qty	Qty	Qty	Qty	\$
Mike Stabb	-	100,000	-	100,000	218,292
Ben Cornish	-	100,000	-	100,000	218,292
TOTAL	-	200,000	-	200,000	436,585

The weighted average fair value of the performance rights granted to employees has been calculated by an independent valuer at the date the performance rights were granted.

The weighted average fair value of performance rights granted during the year was \$2.18. This value was calculated using the Black-Scholes pricing model applying the following inputs:

Weighted average fair value:	\$2.1829
Weighted average life of the rights:	1.11 years
Expected share price volatility:	50%
Risk-free interest rate:	1.75%

Historical share price volatility has been the basis for determining expected share price volatility as it is assumed that this is indicative of future volatility.



6.0

DIRECTORS' DECLARATION

DIRECTORS' DECLARATION

In the directors' opinion:

- i** The financial statements and notes set out on pages 37 to 82 are in accordance with the Corporations Act 2001, including:
 - a** complying with Accounting Standards, which, as stated in accounting policy Note 1 to the financial statements, constitutes explicit and unreserved compliance with International Financial Reporting Standards (IFRS) and the Corporations Regulations 2001; and
 - b** giving a true and fair view of the financial position as at 30 June 2017 and of the performance for the year ended on that date of the company and consolidated group;
- ii** There are reasonable grounds to believe that the consolidated group will be able to pay its debts as and when they become due and payable.

The directors have been given the declarations by the Chief Executive Officer and the Chief Financial Officer required by section 295A of the Corporations Act 2001.

This declaration is made in accordance with a resolution of the Board of Directors.



Michael Omeros
Managing Director

Brisbane
24 August 2017



John Puttick
Chair Person

Brisbane
24 August 2017



OUR DEDICATION
TO CUSTOMER SERVICE
IS UNCOMPROMISING.

WE HAVE DEVELOPED
A CULTURE WHICH
CONSISTENTLY
DELIVERS THE HIGHEST
LEVELS OF CUSTOMER
SERVICE AND
RETENTION.



7.0

INDEPENDENT AUDITOR'S REPORT

INDEPENDENT AUDITOR'S REPORT TO THE MEMBERS OF OVER THE WIRE HOLDINGS LIMITED

Report on the Financial Report

Opinion

We have audited the accompanying financial report of Over the Wire Holdings Limited (the company), which comprises the consolidated statement of financial position as at 30 June 2017, the consolidated statement of profit or loss and other comprehensive income, the consolidated statement of changes in equity and the consolidated statement of cash flows for the year then ended, notes comprising a summary of significant accounting policies and other explanatory information, and the directors' declaration of the company and the consolidated entity comprising the company and the entities it controlled at the year's end or from time to time during the financial year.

In our opinion, the financial report of Over the Wire Holdings Limited is in accordance with the Corporations Act 2001, including:

- i) Giving a true and fair view of the consolidated entity's financial position as at 30 June 2017 and of its performance for the year ended on that date; and
- ii) Complying with Australian Accounting Standards and the Corporations Regulations 2001.

Basis for Opinion

We conducted our audit in accordance with Australian Auditing Standards. Those standards require that we comply with relevant ethical requirements relating to audit engagements and plan and perform the audit to obtain reasonable assurance about whether the financial report is free from material misstatement. Our responsibilities under those standards are further described in the Auditor's Responsibility section of our report.

We believe that the audit evidence we have obtained is sufficient and appropriate to provide a basis for our opinion.

Independence

We are independent of the consolidated entity in accordance with the Corporations Act 2001 and the ethical requirements of the Accounting Professional and Ethical Standards Board's APES 110 Code of Ethics for Professional Accountants (the code) that are relevant to our audit of the financial report in Australia. We have also fulfilled our other ethical responsibilities in accordance with the Code.

Key Audit Matters

Key audit matters are those matters that, in our professional judgement, were of most significance in our audit of the financial report of the current period. These matters were addressed in the context of our audit of the financial report as a whole, and in forming our opinion thereon, and we do not provide a separate opinion on these matters. For each matter below, our description of how our audit addressed the matter is provided in that context.

PKF Hacketts Audit
ABN 33 873 151 348

Level 6, 10 Eagle Street, Brisbane QLD 4000
GPO Box 1568, Brisbane QLD 4001
p +61 7 3833 9733
f +61 7 3832 1407

8 East Street, PO Box 862
Rockhampton QLD 4700
p +61 7 4927 2744
f +61 7 4927 4317

Liability limited by a scheme approved under Professional Standards Legislation. PKF International Limited administers a network of legally independent firms which carry on separate business under the PKF Names. PKF International Limited is not responsible for the acts or omissions of individual member firms of the network. For office locations visit www.pkf.com.au

Impairment testing of intangible assets

Why significant

As at 30 June 2017 the carrying value of intangible assets was \$17,737,000 (2016: \$10,205,000), as disclosed in Note 13.

The Group's accounting policy in respect of intangible assets is outlined in Note 1.

An annual impairment test for goodwill and other indefinite life intangible assets is required under Australian Accounting Standard (AASB) 136 Impairment of Assets.

The evaluation of the recoverable amount requires the Group to exercise significant judgement in determining the key assumptions, which include:

- 5 year cash flow forecast
- Terminal growth factor
- Discount rate
- The determination that the Group has one CGU, being the whole Group

The outcome of the impairment assessment could vary if different assumptions were applied. As a result, the evaluation of the recoverable amount of intangible assets including goodwill is an area of significant estimation and judgement

How our audit addressed the key audit matter

Our work included, but was not limited to, the following procedures:

- assessing and challenging:
 - the FY18 budget by comparing the budget to FY17 and FY 16 actuals
 - the assumptions used for the growth rate by comparing normalised average growth rate from FY16 to FY17 to the growth rate adopted in the impairment model
 - the key assumptions for long term growth in the forecast cash flows by comparing them to historical results and industry forecasts; and
 - the discount rate applied by comparing the WACC to industry benchmarks
- testing, on a sample basis, the mathematical accuracy of the cash flow models;
- agreeing inputs in the cash flow models to relevant data including approved budgets and latest forecasts
- performing sensitivity analysis in relation to key assumptions including discount rate, growth rate and terminal value

Additionally, as part of our procedures:-

- we assessed the Group's determination of Cash Generating Units (CGUs); and
- we assessed the appropriateness of the disclosures including those relating to sensitivities in the assumptions used, included in Note 13.

1. Business Combinations, including valuation of acquired identifiable intangible assets and allocation of goodwill

Why significant

During the year, the Group acquired the shares of Telarus Pty Ltd. As disclosed in Note 19, as part of the transaction, goodwill of \$2,987K, brand names of \$460K, and customer contracts \$4,500K were recognised.

Significant judgement is required in valuing the acquired identifiable intangible assets and allocation of goodwill. The Group engaged an independent expert to assist in the valuation of identifiable intangible assets.

How our audit addressed the key audit matter

Our work included, but was not limited to, the following procedures:

- Obtaining a detailed understanding of the acquired business
- Assessing the competency and objectivity of the independent expert and the scope of their work
- Analysing the independent expert's report to understand the valuation methodology and key judgements made in determining the fair values such as:
 - EBIT multiples
 - Growth rates
 - Customer retention rates
 - Estimated useful lives
 - Internal rate of return
- Assessing the appropriateness of the valuation methodology of the intangible assets employed by the external expert and evaluating the key assumptions used in determining the fair values

In addition, we assessed the appropriateness of the disclosures in relation to both the business combination and intangible assets acquired included in note 19

2. Recognition of Revenue

Why significant

The recognition of revenue and associated unearned revenue liabilities is considered a key audit matter due to the number of different revenue streams and the complexity in the nature and timing of revenue generated by the Group through each stream.

Note 3 to the financial statements details the revenue streams of the Group and associated accounting policies. Revenue amounts are disclosed in the Consolidated Statement of Comprehensive Income, and associated unearned revenue liabilities are disclosed in Note 15 and the Consolidated Statement of Financial Position.

How our audit addressed the key audit matter

Our work included, but was not limited to, the following procedures:

We performed procedures on the significant revenue streams as noted below and as disclosed in Note 3 to the financial statements:

- Data networks and internet
- Voice
- Cloud and managed services
- Data centre co-location

For a sample of contracts across each of the revenue streams, we evaluated the individual contract and agreed revenue amounts to the financial statements and other records such as bank statements. As part of these procedures we assessed the values recorded and the timing of recognition over the service period.

We considered the adequacy of the Group's revenue recognition accounting policies and assessed compliance with the policies in terms of applicable Australian Accounting Standards.

Other Information

Other information is financial and non-financial information in the annual report of the Group which is provided in addition to the Financial Report and the Auditor's Report. The directors are responsible for Other Information in the annual report.

We have obtained all the Other Information prior to the date of this Auditor's Report, which includes the Director's report, corporate directory and shareholder information. The remaining Other Information is expected to be made available to us after the date of the Auditor's Report.

Our opinion on the Financial Report does not cover the Other Information and, accordingly, the auditor does not and will not express an audit opinion or any form of assurance conclusion thereon, with the exception of the Remuneration Report.

In connection with our audit of the Financial Report, our responsibility is to read the Other Information. In doing so, we consider whether the Other Information is materially inconsistent with the Financial Report or our knowledge obtained in the audit, or otherwise appears to be materially misstated.

We are required to report if we conclude that there is a material misstatement of this Other Information in the Financial Report and based on the work we have performed on the Other Information that we obtained prior the date of this Auditor's Report we have nothing to report.

Directors' Responsibilities for the Financial Report

The Directors of the company are responsible for the preparation of the financial report that gives a true and fair view in accordance with Australian Accounting Standards and the Corporations Act 2001 and for such internal control as the Directors determine is necessary to enable the preparation of the financial report that gives a true and fair view and is free from material misstatement, whether due to fraud or error. In Note 1, the Directors also state, in accordance with Australian Accounting Standard AASB 101 Presentation of Financial Statements, that the financial report complies with International Financial Reporting Standards.

In preparing the financial report, the Directors are responsible for assessing the consolidated entity's ability to continue as a going concern, disclosing, as applicable, matters related to going concern and using a going concern basis of accounting unless the Directors either intend to liquidate the consolidated entity or to cease operations, or have no realistic alternative but to do so.

Auditor's Responsibilities for the Audit of the Financial Report

Our responsibility is to express an opinion on the financial report based on our audit. Our objectives are to obtain reasonable assurance about whether the financial report as a whole is free from material misstatement, whether due to fraud or error, and to issue an auditor's report that includes our opinion. Reasonable assurance is a high level of assurance, but is not a guarantee that an audit conducted in accordance with Australian Auditing Standards will always detect a material misstatement when it exists. Misstatements can arise from fraud or error and are considered material if, individual or in aggregate, they could reasonably be expected to influence the economic decisions of users taken on the basis of this financial report.

As part of an audit in accordance with Australian Auditing Standards, we exercise professional judgement and maintain professional scepticism throughout the audit.

An audit involves performing procedures to obtain audit evidence about the amounts and disclosures in the financial report.

The procedures selected depend on the auditor's judgement, including assessment of the risks of material misstatement of the financial report, whether due to fraud or error. In making those risk assessments, the auditor considers internal control relevant to the entity's preparation of the financial report that gives a true and fair view in order to design audit procedures that are appropriate in the circumstances, but not for the purpose of expressing an opinion on the effectiveness of the entity's internal control.

The risk of not detecting a material misstatement resulting from fraud is higher than for one resulting from error, as fraud may involve collusion, forgery, intentional omissions, misrepresentations, or the override of internal control.

An audit also includes evaluating the appropriateness of accounting policies used and the reasonableness of accounting estimates made by the Directors, as well as evaluating the overall presentation of the financial report.

We conclude on the appropriateness of the Directors' use of the going concern basis of accounting and, based on the audit evidence obtained, whether a material uncertainty exists related to events or conditions that may cast significant doubt on the consolidated entity's ability to continue as a going concern. If we conclude that a material uncertainty exists, we are required to draw attention in our auditor's report to the related disclosures in the financial report or, if such disclosures are inadequate, to modify our opinion. Our conclusions are based on the audit evidence obtained up to the date of our auditor's report. However, future events or conditions may cause the consolidated entity to cease to continue as a going concern.

We evaluate the overall presentation, structure and content of the financial report, including the disclosures, and whether the financial report represents the underlying transactions and events in a manner that achieves fair presentation.

We obtain sufficient appropriate audit evidence regarding the financial information of the entities or business activities within the consolidated entity to express an opinion on the financial report. We are responsible for the direction, supervision and performance of the audit. We remain solely responsible for our audit opinion.

We communicate with the Directors regarding, among other matters, the planned scope and timing of the audit and significant audit findings, including any significant deficiencies in internal control that we identify during our audit.

The Auditing Standards require that we comply with relevant ethical requirements relating to audit engagements. We also provide the Directors with a statement that we have complied with relevant ethical requirements regarding independence, and to communicate with them all relationships and other matters that may reasonably be thought to bear on our independence, and where applicable, related safeguards.

From the matters communicated with the Directors, we determine those matters that were of most significance in the audit of the financial report of the current period and are therefore key audit matters. We describe these matters in our auditor's report unless law or regulation precludes public disclosure about the matter or when, in extremely rare circumstances, we determine that a matter should not be communicated in our report because the adverse consequences of doing so would reasonably be expected to outweigh the public interest benefits of such communication.

Report on the Remuneration Report

Opinion

We have audited the Remuneration Report included in the directors' report for the year ended 30 June 2017.

In our opinion, the Remuneration Report of Over the Wire Holdings Limited for the year ended 30 June 2017, complies with section 300A of the Corporations Act 2001.

Responsibilities

The directors of the Company are responsible for the preparation and presentation of the Remuneration Report in accordance with section 300A of the Corporations Act 2001. Our responsibility is to express an opinion on the Remuneration Report, based on our audit conducted in accordance with Australian Auditing Standards.

PKF HACKETTS

PKF HACKETTS AUDIT



LIAM MURPHY

PARTNER

24 AUGUST 2017

BRISBANE

CONTACT DETAILS

WEBSITE

www.overthewire.com.au

EMAIL

info@overthewire.com.au

PHONE

1300 689 689

+61 7 3847 9292

BRISBANE

Level 21, 71 Eagle Street
Brisbane, Queensland, 4000

+61 7 3847 9292

SYDNEY

Level 9, 33 York Street
Sydney, New South Wales, 2000

+61 2 9191 9333

MELBOURNE

Level 8, 473 Bourke Street
Melbourne, Victoria, 3000

+61 3 9938 8222





www.overthewire.com.au | 1300 689 689