



Shareholder Presentation

November 2017



FUTURE GENERATION
INVESTMENT COMPANY



FUTURE GENERATION
GLOBAL INVESTMENT COMPANY

Providing
investment &
social returns.

[Play Video >](#)



FUTURE GENERATION
INVESTMENT COMPANY



FUTURE GENERATION
GLOBAL INVESTMENT COMPANY

Disclaimer

This presentation has been prepared for use in conjunction with a verbal presentation and should be read in that context. The information in this presentation is only intended for Australian residents. The purpose of this presentation is to provide information only and the contents of the presentation does not purport to provide investment advice. We strongly suggest that investors read the Prospectus and consult a financial adviser prior to making any investment decision. The presentation does not take into account the investment objectives, financial situation or particular needs of any person and should not be used as the basis for making investment, financial or other decisions. The information is selective and may not be complete or accurate for your particular purposes and should not be construed as a recommendation to invest in Future Generation Investment Company Limited or Future Generation Global Investment Company Limited. The information provided in the presentation is given in good faith and is believed to be accurate at the time of compilation. Neither Future Generation Investment Company Limited, Future Generation Global Investment Company Limited nor its directors or employees make any representation or warranty as to the accuracy, reliability, timeliness or completeness of the information. To the extent permissible by law, Future Generation Investment Company Limited, Future Generation Global Investment Company Limited and its directors and employees disclaim all liability (whether arising in contract, tort, negligence or otherwise) for any error, omission, loss or damage (whether direct, indirect, consequential or otherwise). Neither Future Generation Investment Company Limited, Future Generation Global Investment Company Limited nor its directors or employees guarantee or make any representation as to the performance of Future Generation Investment Company Limited, Future Generation Global Investment Company Limited, the maintenance or repayment of capital, the price at which shares may trade or any particular rate of return.

Our purpose



Shareholders

Exposure to the best Australian and global fund managers without paying management or performance fees

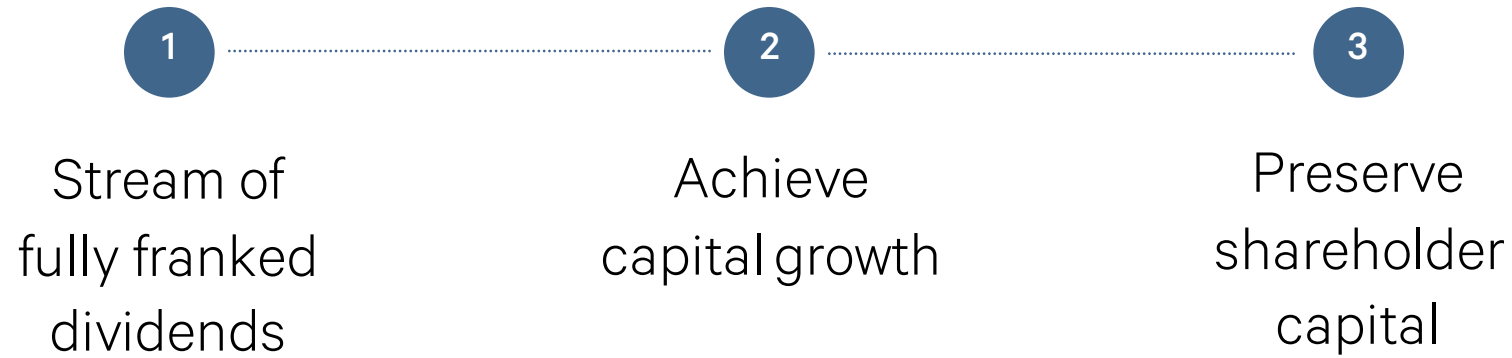
Charities


Stream of annual donations

Fund managers

Unique opportunity to make a positive difference to Australia's future generations

Investment objectives





FUTURE GENERATION
INVESTMENT COMPANY

FGX fund managers



FGX charities



FGX service providers



FGX highlights – 6 months to 30 June 2017



2.2c

per share record
increased fully
franked interim
dividend

4.4c annualised
(FY2017)

\$6.4m

estimated savings from
forgone management &
performance fees & pro bono
services p.a.

\$22.3m

pre-tax profit,
up 85.1%

\$3.8m

investment in
Australian children &
youth at risk
charities

FGX impact on children and youth at risk



Scholarships for seven Indigenous students to attend leading Australian schools.



Essential crisis support and counselling delivered to 253 children orphaned or abandoned due to parental drug use.

Nine specialist music teachers employed for over 1,700 disadvantaged children.



Development of a social network platform for youth mental health counselling benefiting 80 clients.



Teacher training workshops, educating school staff to effectively manage children with type 1 diabetes.



Youth mentoring programs run in eight new high schools for young people at risk of disengagement.

FGX impact on children and youth at risk

Specialist disease nurses employed where there is no government funding.



Book distribution program delivered to developmentally vulnerable children aged 0-5 years.



Trauma-informed care training provided to 20 young homeless people suffering long-term neglect and abuse.



42 sports, arts and academic scholarships provided to socio-economically marginalised and children with a disability.

Therapy sessions for 70 neglected and abused children.




Intensive and ongoing face-to-face counselling to 61 young people experiencing mental health difficulties.



Development of an individualised expressive communicative system for 85 students with severe autism.



Cultural mentoring and support for 130 disadvantaged Aboriginal youth.



FUTURE GENERATION

GLOBAL INVESTMENT COMPANY

FGG fund managers



FGG charities



FGG service providers



FGG highlights – 6 months to 30 June 2017



\$3.0m

investment in children
& youth mental health
charities

\$4.0m

savings from forgone
management & performance
fees & pro bono services pa

\$3.3m

pre-tax interim
profit

1.0c

per share fully
franked dividend

FGG impact on children and youth mental health



Development and implementation of online clinical assessment tools for 500 young people experiencing suicidal thoughts and behaviours.



Establishment of Australia's first intensive outpatient program for young people aged 14-24 with eating disorders.

Development and trial of a mobile phone-based messaging system for suicide prevention across three hospitals.



Research project to improve a help centre supporting young adults with complex mental illness.



Development and promotion of a website assisting parents and carers on raising healthy resilient children aged 0-12 years.



Research project to investigate barriers in seeking mental health services across rural and regional Australia.

FGG impact on children and youth mental health

Trial of an app to collect data about young people's social connectedness to identify those most at risk of mental illness.



A targeted national awareness campaign via mainstream press and social media, reaching 4.7 million young adults.



500 'share plans' created for young people and their families for highly personalised treatments by clinicians.



Research project on defining and measuring resilience in children.

Development of place-based research project for youth suicide and self-harm prevention.



Aboriginal and Torres Strait Islander Traineeship Program assisting 300 Aboriginal and Torres Strait Islanders access culturally relevant mental health services.



FGX performance



FGX investment portfolio

as at 31 October 2017



Performance	3 month %	6 month %	FYTD %	1yr %	Since inception (Sep-2014) % pa	Standard deviation since inception % pa
FGX investment portfolio	5.7%	6.6%	9.4%	11.0%	9.7%	6.8%
S&P/ASX All Ordinaries Accumulation Index	4.9%	2.7%	8.2%	15.5%	6.6%	11.7%

FGX net tangible assets

as at 31 October 2017



NTA before tax

119.15c



NTA after tax
& before tax on
unrealised gains

118.48c

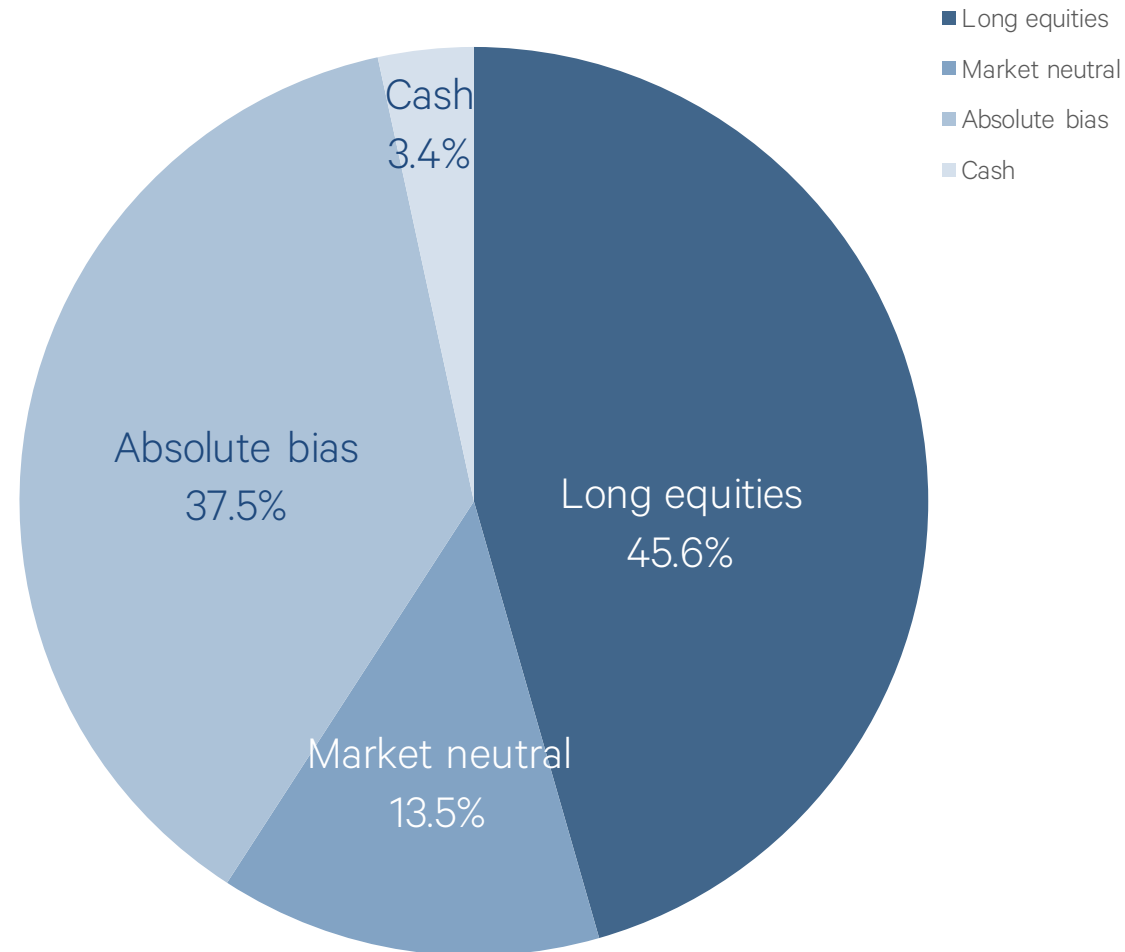


NTA after tax

116.97c

FGX investment strategy allocation

as at 31 October 2017



FGX allocation

as at 31 October 2017

Fund manager	Investment	Strategy	% of portfolio
Paradice Investment	Large/Mid Cap Funds (split out below)		11.4%
	Paradice Mid Cap Fund – B Class	Long equities	6.4%
	Paradice Large Cap Fund	Long equities	5.0%
Bennelong Australian Equities Partners	Bennelong Australian Equities Fund	Long equities	10.9%
Regal Funds Management	Regal Australian Long Short Equity Fund	Absolute bias	9.7%
Wilson Asset Management	Wilson Asset Management Equity Fund	Absolute bias	8.8%
Watermark Funds Management	Watermark Market Neutral Trust	Market neutral	7.1%
Tribeca Investment Partners	Tribeca Alpha Plus Fund	Absolute bias	6.9%
	Small/Emerging Companies Funds (split out below)		6.6%
	Eley Griffiths Group Small Companies Fund	Long equities	5.7%
Eley Griffiths Group	Eley Griffiths Group Emerging Companies Fund	Long equities	0.9%
	Long Short/Aus Equities Funds (split out below)		5.8%
	L1 Capital Long Short Fund – Retail Class	Absolute bias	3.2%
L1 Capital	L1 Capital Australian Equities Fund	Long equities	2.6%
Cooper Investors	Cooper Investors Australian Equities Fund	Long equities	5.3%
Sandon Capital	Sandon Capital Activist Fund	Absolute bias	4.3%
Bennelong Long Short Equity Management	Bennelong Long Short Equity Fund	Market neutral	3.4%
ARCO Investment Management	ARCO Investment Management (Optimal Australia) Absolute Trust	Market neutral	3.0%
Vinva Investment Management Limited	Vinva Australian Equities Fund	Long equities	2.5%
CBG Asset Management	CBG Asset Australian Equities Fund	Long equities	2.4%
Discovery Asset Management	Discovery Australian Small Companies Fund	Long equities	2.2%
LHC Capital	LHC Capital Australia High Conviction Fund	Absolute bias	1.8%
Centennial Asset Management	The Level 18 Fund	Absolute bias	1.7%
Smallco Investment Manager	Smallco Broadcap Fund	Long equities	1.7%
Lanyon Asset Management	Lanyon Australian Value Fund	Absolute bias	1.1%
	Cash and Term Deposits		3.4%

FGG performance



FGG investment portfolio

as at 31 October 2017



Performance	3 MONTH %	6 MONTH %	FYTD %	1 YEAR %	Since inception (Sep-15) % pa	Standard deviation since inception % pa
FGG investment portfolio	8.5%	7.2%	12.2%	18.9%	7.8%	8.9%
MSCI AC World Index (AUD)	8.8%	7.6%	12.7%	22.3%	9.6%	9.9%

FGG net tangible assets

as at 31 October 2017



FUTURE GENERATION
GLOBAL INVESTMENT COMPANY



NTA before tax

120.90c



NTA after tax
& before tax on
unrealised gains

121.59c

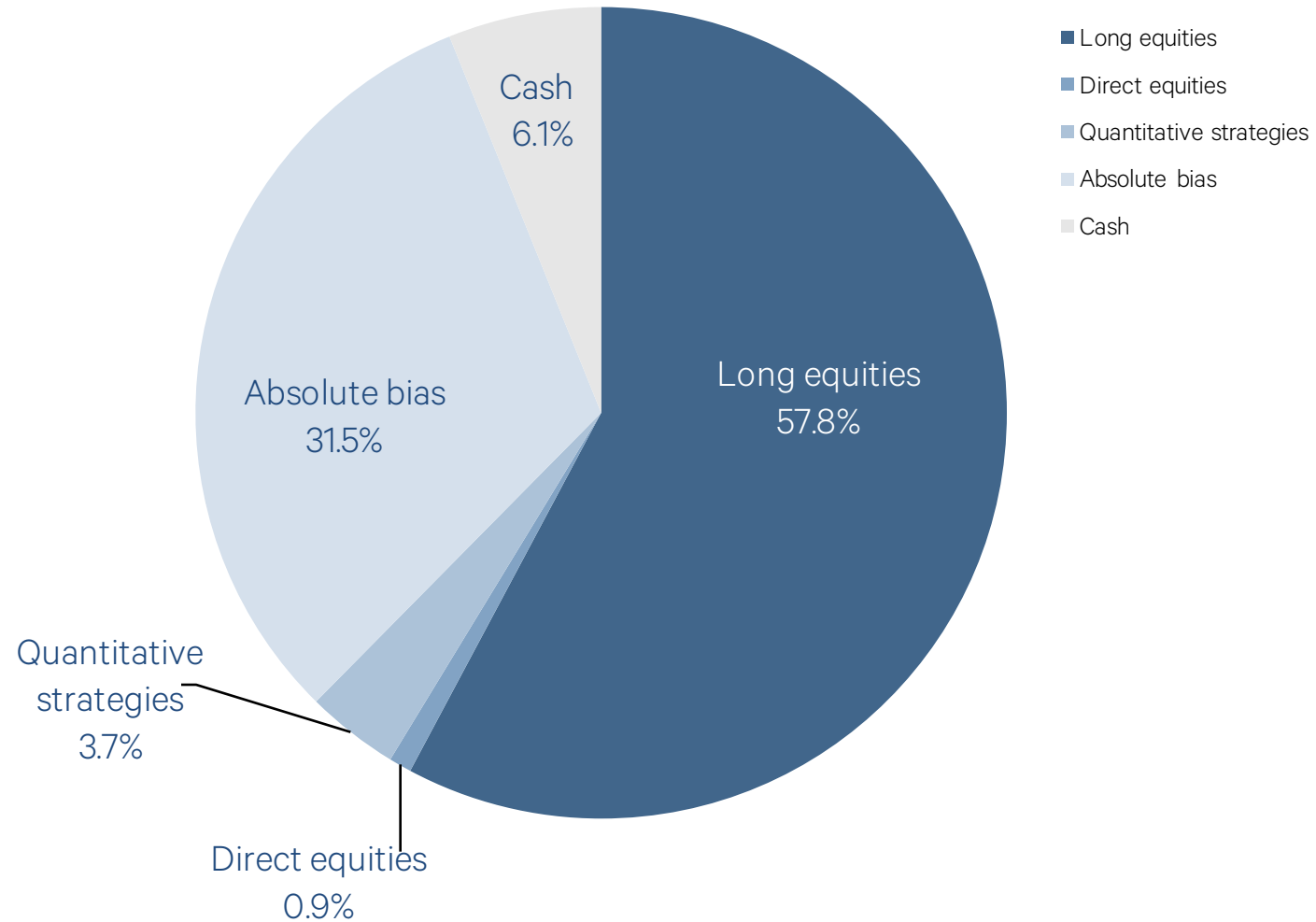


NTA after tax

118.05c

FGG investment strategy allocation

as at 31 October 2017



FGG allocation

as at 31 October 2017

Fund manager	Investment	Strategy	% of portfolio
Cooper Investors	Cooper Investors Global Equities Fund (Unhedged)	Long equities	10.4%
Magellan Asset Management	Magellan Global Fund	Long equities	9.8%
Ironbridge Capital Management	Ironbridge Global Focus Fund	Long equities	8.9%
Antipodes Partners	Antipodes Global Fund	Absolute bias	8.2%
Marsico Capital Management	Marsico Global Fund	Long equities	7.7%
VGI Partners	VGI Partners Funds	Absolute bias	7.5%
Caledonia	Caledonia Fund	Long equities	6.8%
Nikko Asset Management Australia	Nikko AM Global Share Fund	Long equities	5.9%
Manikay Partners	Manikay Global Opportunistic USD Fund	Absolute bias	4.9%
Ellerston Capital	Ellerston Global Mid Small Cap Fund	Long equities	4.7%
Morphic Asset Management	Morphic Global Opportunities Fund	Absolute bias	4.5%
Neuberger Berman Australia	Neuberger Berman Systematic Global Equities Trust	Quantitative strategies	3.7%
Paradice Investment Management	Paradice Global Small Mid Cap Fund Unhedged	Long equities	3.6%
Avenir Capital	Avenir Value Fund	Absolute bias	3.5%
Antipodes Partners	Antipodes Asia Fund	Absolute bias	2.9%
	Direct Equity Exposure	Direct equities	0.9%
	Cash and Term Deposits	Cash	6.1%

A child in a red hoodie stands behind a wire fence, pointing towards a vibrant rainbow in the sky. The background features rolling hills and a field of tall grass under a soft, colorful sky.

Investment Forum

Thursday, 30 November 2017

1.30pm – 3.00pm

Melbourne Convention Centre

futuregeninvest.com.au/fgforum



Join more than 20,000 subscribers
futuregeninvest.com.au

Get in touch
info@futuregeninvest.com.au



FUTURE GENERATION
INVESTMENT COMPANY



FUTURE GENERATION
GLOBAL INVESTMENT COMPANY