

Litigation Capital Management Limited
2018 Half Year Results Presentation
28 February 2018

Patrick Moloney
Chief Executive Officer

LCM
EXPERIENCE COUNTS

Important information

No recommendation, offer, invitation or advice

This presentation contains general information about the activities of Litigation Capital Management Limited (LCA) which is current as at 28 February 2018. It is in summary form and does not purport to be complete. It presents financial information on both a statutory basis, prepared in accordance with Australian accounting standards which comply with International Financial Reporting Standards (IFRS) as well as information provided on a non-IFRS basis. This presentation is not a recommendation or advice in relation to LCA or any product or service offered by LCA's subsidiaries.

This presentation is not intended to be relied upon as advice to investors or potential investors, and does not contain all information relevant or necessary for an investment decision. It should be read in conjunction with LCA's other periodic and continuous disclosure announcements filed with the Australian Securities Exchange, and in particular the Half Year Results for the Half Year to 31 December 2016. These are also available at <http://www.lcmfinance.com>. Investors and potential investors should make their own independent assessment of the information in this presentation and obtain their own independent advice from a qualified adviser having regard to their objectives, financial situation and needs before taking any action.

Disclaimer

No representation or warranty, express or implied, is made as to the accuracy, adequacy or reliability of any statements, estimates or opinions or other information contained in this presentation. To the maximum extent permitted by law, LCA, its subsidiaries and their respective directors, officers, employees and agents disclaim all liability and responsibility for any direct or indirect loss or damage which may be suffered by any recipient through use of or reliance on anything contained in or omitted from this presentation. No recommendation is made as to how investors should make an investment decision. Investors must rely on their own examination of LCA, including the merits and risks involved. Investors and potential investors should consult with their own professional advisors in connection with any investment decision in relation to LCA securities.

Forward looking statements

The information in this presentation is for general information only. To the extent that certain statements contained in this presentation may constitute "forward-looking statements" or statements about "future matters", the information reflects LCA's intent, belief or expectations at the date of this presentation. Subject to any continuing obligations under applicable law or any relevant listing rules of the Australian Securities Exchange, LCA disclaims any obligation or undertaking to disseminate any updates or revisions to this information over time. Any forward-looking statements, including projections, guidance on future revenues, earnings and estimates, are provided as a general guide only and should not be relied upon as an indication or guarantee of future performance. Forward-looking statements involve known and unknown risks, uncertainties and other factors that may cause LCA's actual results, performance or achievements to differ materially from any future results, performance or achievements expressed or implied by these forward-looking statements.

Investment risk

Any investment in LCA securities is subject to investment and other known and unknown risks, some of which are beyond the control of LCA. Any forward-looking statements, opinions and estimates in this presentation are based on assumptions and contingencies which are subject to change without notice, as are statements about market and industry trends, which are based on interpretations of current market conditions. For example, the factors that are likely to affect the results of LCA include, but are not limited to, general economic conditions in Australia, exchange rates, competition in the markets in which LCA operates or may operate and the inherent regulatory risks in the businesses of LCA. Neither LCA, nor any other person, gives any representation, assurance or guarantee that the occurrence of the events expressed or implied in any forward-looking statements in this presentation will actually occur. In addition, please note that past performance is no guarantee or indication of future performance.

Jurisdiction

This presentation does not constitute an offer to issue or sell, or solicitation of an offer to buy, any securities or other financial products in any jurisdiction. The distribution of this presentation outside Australia may be restricted by law. Any recipient of this presentation outside Australia must seek advice on and observe any such restrictions. This presentation may not be reproduced or published, in whole or in part, for any purpose without the prior written permission of LCA. This presentation does not constitute an offer to sell, or a solicitation of an offer to buy, any securities in the United States. Any such securities have not been, and will not be, registered under the U.S. Securities Act of 1933 (Securities Act), or the securities laws of any state or other jurisdiction of the United States and may not be offered or sold, directly or indirectly, in the United States or to, or for the account or benefit of, persons in the United States, except in a transaction exempt from, or not subject to, registration under the Securities Act and applicable US state securities laws.

1H18 Financial & Operational Highlights

- The loss for LCM after providing for income tax amounted to \$1.27M for the half year ended 31 December 2017. This compares with a loss for the corresponding 2016 period of \$2.36M.
- As announced to the market this week, as a result of the Completion of two Litigation Projects (funded directly by LCM), LCM has generated revenue of approximately \$20.2M and a contribution to EBITDA of \$12.3M. This subsequent event is likely to enable LCM to move to a healthy statutory profit position for FY2018.
- The financial performance of the two Litigation Projects which have Completed positively contributes to LCM's historical financial performance with a running IRR over the last 6.5 years (inclusive of losses) of 82%. The third Litigation Project (funded pursuant to the IPFA*) is subject to certain post- settlement events and is not expected to be finally completed for approximately 12 months. |
- The Directors of LCM are extremely pleased with this result which demonstrates the progress the Company is making and its ability to generate significant profits going forward and management's ability to make sound and prudent investments in litigation opportunities.

*International Partner Funding Arrangement

Strong Litigation Project performance

1H18 Litigation Project Highlights

- The LCM's portfolio of Litigation Projects is now the largest (in terms of number and aggregate Gross Claim Size) that it has been since its inception.
- LCM is proud to have managed Litigation Projects over the last 6.5 years that have produced a ROIC of 2.5x at an average time to maturity of 26 months at an IRR (inclusive of losses) of 82%.
- As at 31 December 2017 LCM had \$19M capital invested in Litigation Projects as compared with \$12.5M as at 30 June 2017, an increase of 52% in 6 months.
- LCM is currently managing 14 Litigation Projects, (11 of which LCM is financing directly) with an aggregate Gross Claim Size of c. \$919M.
- LCM has also conditionally agreed to fund a further 5 claims with an aggregate Gross Claim Size of \$463M.
- The organically generated revenue received by LCM will enable it to make additional investments in viable and profitable Litigation Projects.

Significant growth in Litigation Project portfolio

Current Litigation Project portfolio

- Following the Completion of 2 Litigation Projects in February 2018, there are currently 14 Litigation Projects in the portfolio, 5 of which are forecast to Complete this FY2018.
- LCM is managing a portfolio with Gross Claim Size of c. \$919M (\$750M of which it is funding directly).

Forecast Completion	FY18	FY19	Total
LCM	3	8	11
IPFA*	2	1	3
Total	5	9	14

Litigation Project Pipeline

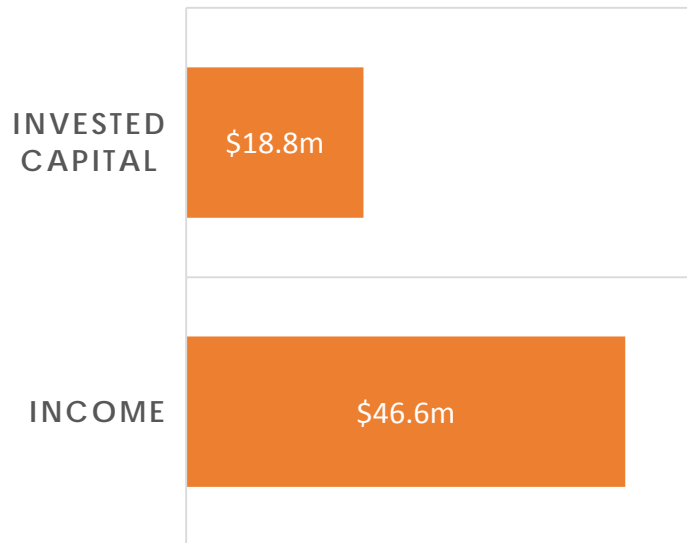
- At present there are 29 Pipeline Projects, 5 of which are subject to a conditional funding agreement. These 5 conditional projects have an aggregate Gross Claim Size of c. \$463M.
- The current Pipeline Projects have an aggregate:
 - estimated Gross Claim Size of c. \$2.6B
 - estimated budget of c. \$109M
- 64 applications for litigation funding received in first half of FY2018 compared with 31 in the corresponding period for FY2017.

*International Partner Financing Agreement

Strong Litigation Project Performance – 80% profitable in the last 6.5 years with an IRR of 82%

Since Inception:

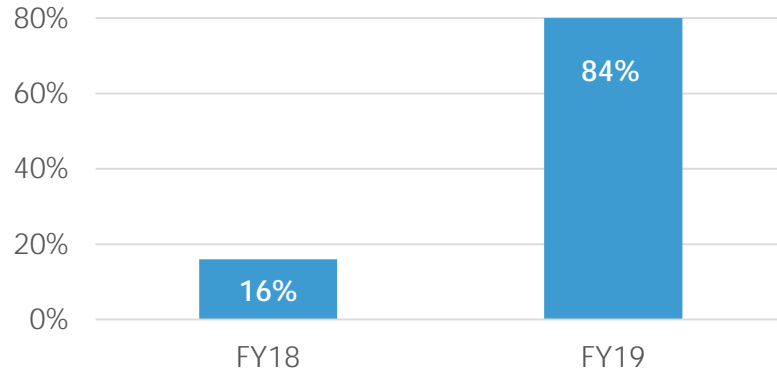
- LCM has managed 50 Litigation Projects (comprising 194 separate cases) to completion since 1998.
- 40 of these Litigation Projects (80%) have been profitable.



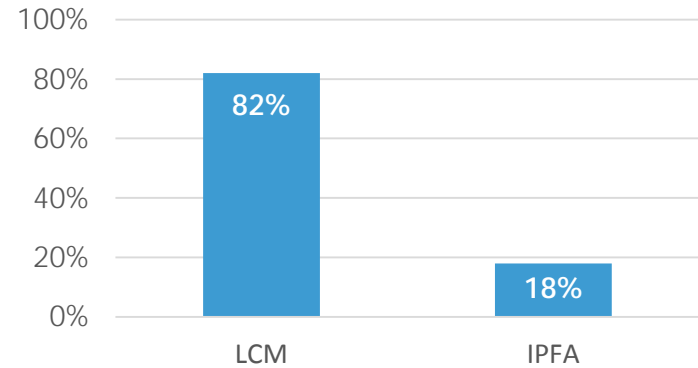
- LCM has managed 28 Litigation Projects to Completion in the last 6.5 years.
- \$46.6m was returned on total Invested Capital of \$18.8m at an IRR inclusive of losses of 82% (across all 28 Litigation Projects).
- Return on Invested Capital (ROIC) during this period was 2.5x (across all Litigation Projects).
- The average time to Completion was 26 months.
- ROIC means the proceeds from a settlement or judgment that LCM receives in respect of Litigation Project divided by the Invested Capital on a Litigation Project.

LCM's Litigation Project Portfolio

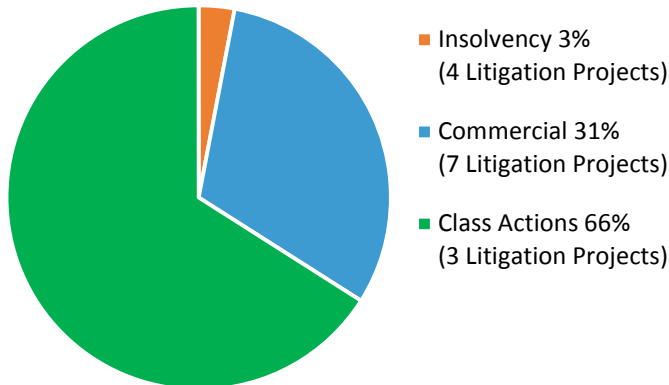
Gross Claim Size by Completion year - %



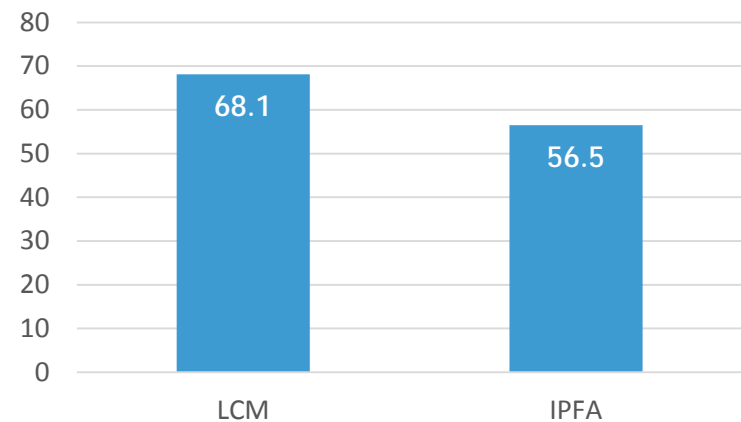
Gross Claim Size by financing entity - %



Gross Claim Size by type of Litigation Project - %



Average Gross Claim Size by financing entity - \$m



Summarised financial performance – Income Statement

(AU\$'000s)	1H18	1H17	Change
Revenue and other income	112	3	109
Net profit on derecognition of intangible assets	30	165	(135)
Total Income	142	168	(26)
Expenses:			
Corporate and office expenses	(614)	(671)	57
Legal and professional fees	(59)	(134)	75
Employment expenses	(973)	(598)	(375)
Foreign exchange loss	-	(310)	310
Finance costs	(221)	(1,664)	1,443
IPO listing expense	-	(182)	182
Depreciation	8	0	8
Net loss before tax	(1,733)	(3,392)	1,659
Income tax (expense)/benefit	463	976	(513)
Profit/(Loss) for the year	(1,270)	(2,416)	1,146

Summarised Balance Sheet

(AU\$'000s)	31 Dec 2017	30 Jun 2017	Change
Assets:			
Cash and cash equivalents	421	1,863	(1,442)
Litigation Projects	17,879	11,684	6,195
Other	139	44	95
Total Current Assets	18,438	13,590	4,848
Litigation Projects	1,081	786	295
Deferred tax asset	10,014	7,766	2,248
Other	189	8	181
Total Non Current	11,285	8,561	2,724
Total Assets	29,723	22,151	7,572
Liabilities:			0
Total Current Liabilities - Other	4,819	2,037	2,782
Deferred Tax	5,214	3,429	1,785
Borrowings	4,200	0	4,200
Total non current liabilities	9,464	3,456*	6,008
Total Liabilities	14,283	5,493	8,790
Equity	15,440	16,658	(1,218)

Note: numbers may not add due to rounding. * Includes \$26,862 of employee benefits

Contact details

Patrick Moloney
Litigation Capital Management Limited
Chief Executive Officer

pmoloney@lcmfinance.com

M: +61 416 276 979

Litigation Capital Management Limited

Suite 12.06, Level 12 The Chifley Tower

2 Chifley Square

Sydney NSW 2000

www.lcmfinance.com