



Signatory of:



MORPHIC ETHICAL EQUITIES FUND

Monthly Report June 2018

Fund Objective

The Morphic Ethical Equities Fund Limited (the Fund) seeks to provide investors a way to grow their wealth and feel confident they do so without investing in businesses that harm the environment, people, and society.

The Fund excludes direct investments in entities involved in environmental destruction, including coal and uranium mining, oil and gas, intensive animal farming and aquaculture, tobacco and alcohol, armaments, gambling and rainforest and old growth logging.

Investment returns

| | 1 Month | 3 Months | 6 Months | 1 Year | ITD (p.a.) |
|--|---------|----------|----------|--------|------------|
| Morphic Ethical Equities Fund ¹ | -0.39% | 0.37% | 3.42% | 11.54% | 9.21% |
| Index ² | 1.85% | 4.37% | 5.40% | 14.95% | 12.86% |

Ethical Investing in Focus

After several private engagements with Japanese holding Haseko, the decision was made to publicise our proposals to management as to how we can work with them for the market to fully appreciate the quality of their business. This decision was not taken lightly but we believe it to be the best way forward from here for management and the public to see the potential in this business.

Morphic remains a shareholder and is pleased to see changes on Haseko's board with the addition of the first female board member. The full letter is [here](#) along with some [press coverage](#).

Portfolio review

The Fund fell -0.4% in June, trailing global markets for the month (1.9%). Global markets fell -0.7% in USD terms, with a decent fall in the Australian dollar providing a cushion for Australian investors.

If May was characterised by a lack of direction, June was about "divergence". President Trump's trade rhetoric and increasing "tit for tat" replies from China and Europe dominated headlines and markets. US markets were up 0.5%, but in contrast Emerging Markets (-4.6%), Asia Ex-Japan (-4.1%) and Japan (-2.6%) all suffered sizeable losses for the month.

The largest detractor for the month was our position in China Everbright. Stock specific news was minimal, but like many of our holdings in Asia, the stock was caught up in the China selloff (-10%) and dropped 16% over the month. The stock was stopped out to prevent further losses. The Manager is of the view that this is not stock specific and will actively consider re-entering after the stop-loss "cooling off" period.

On the positive side, a large contributor was China Water Affairs. The company reported earnings post the end of the month, which were well ahead of consensus expectations, with the stock outperforming into those results. The company increased the dividend and announced an additional special dividend. The Manager has done several calls with management now, along with one-on-one meetings in Beijing and Tokyo, and we still believe this stock is under-appreciated by the market, trading on 10x P/E with good growth prospects.

Net Tangible Assets (NTA)

| | |
|--|-----------|
| Net tangible asset value before tax ³ | \$ 1.1624 |
| Net tangible asset value after tax ³ | \$ 1.1456 |

Key Facts

| | |
|------------------------------|------------------|
| ASX code / share price | MEC / 1.035 |
| ASX code / option price | MECO / 0.001 |
| Listing Date | 3 May 2017 |
| Management Fee | 1.25% |
| Performance Fee ⁴ | 15% |
| Market Capitalisation | \$ 47m |
| Shares Outstanding | 45,479,227 |
| Options Outstanding | 43,402,026 |
| Options Exercise price | \$ 1.10 |
| Options Expire | 30 November 2018 |

Outlook

There is a fine line between conviction and stubbornness, and one must always try to adapt views to reality. The Fund had consistently positioned in 2018 for the view that looking through "Trump tirades" was the optimal course of action. Market price action, particularly in our area of focus, Asia, over the last three months has not supported this view.

Reflective of adapting to this reality, cash levels were raised, with the net exposure decreased towards the end of the month. It appears Chinese credit growth is slowing in the background and global growth indicators continue to slow outside the USA – and this is before any tariffs come in.

For now, though, we don't see the bear market beginning just yet. A flattening yield curve and widening credit spreads from low levels tend to be normal late cycle behaviour in which equities perform well.

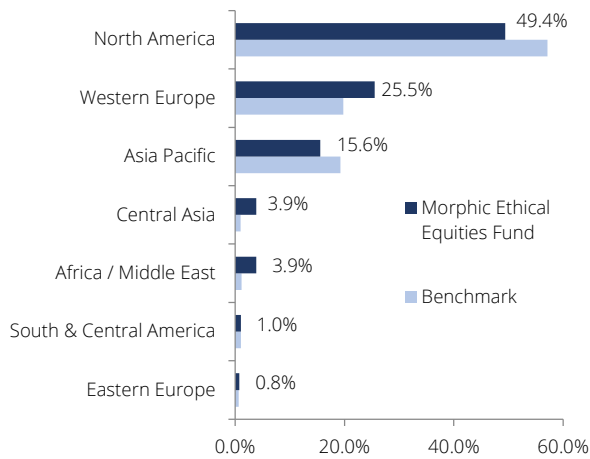
Long USD and JPY exposure were increased over the month. More discussion on our outlook is to follow in the Half Yearly report to investors, which will be published later this month.

Top 10 Active Positions

| Stocks (Shorts) | Theme | Region | Position Weighting |
|--------------------------------|----------------------------|---------------|--------------------|
| Alstom | Global Rail | Europe | 5.0% |
| Open House | Japanese Homebuilders | Asia Pacific | 3.2% |
| Haseko | Japanese Homebuilders | Asia Pacific | 3.1% |
| Western Alliance | US Quality Banks | North America | 3.0% |
| Tokyo Century | Japanese Leasing Companies | Asia Pacific | (2.7%) |
| Service Corp | US Deathcare | North America | 2.6% |
| Mitsubishi UFJ Lease & Finance | Japanese Leasing Companies | Asia Pacific | 2.6% |
| Coca-Cola Amatil | Beverages | Asia Pacific | (2.5%) |
| Eagle Bancorp | US Quality Banks | North America | 2.4% |
| Iida | Japanese Homebuilders | Asia Pacific | (2.2%) |

| Hedge Positions | Risk Limit Utilisation (%) ⁶ |
|-------------------------------|---|
| Long Bonds | 1.6% |
| Short AUD vs USD, EUR and JPY | 1.2% |

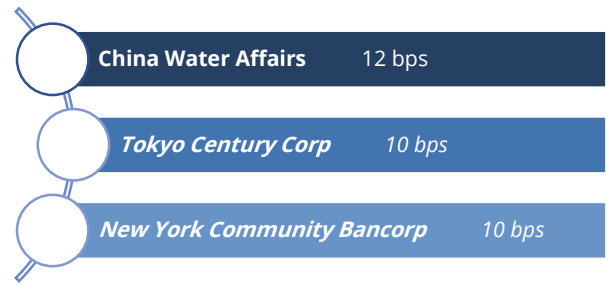
Equity Exposure Summary By region



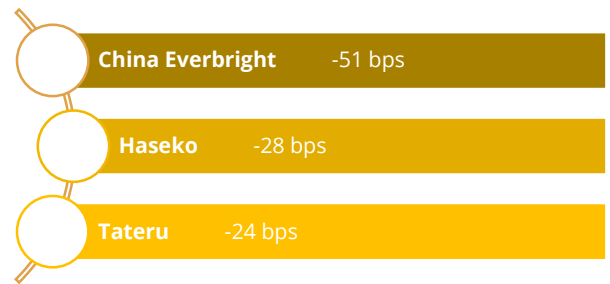
This communication has been prepared by Morphic Ethical Equities Fund Limited ("MEC") (ACN 617 345 123) and its Manager, Morphic Asset Management Pty Ltd ("Morphic") (ACN 155 937 901) (AFSL 419916). The information contained in this communication is for information purposes only and is not investment or financial product advice and is not intended to be used as the basis for making an investment decision. Please note that, in providing this communication, MEC and Morphic have not considered the objectives, financial position or needs of any particular recipient. MEC and Morphic strongly suggest that investors consult a financial advisor prior to making an investment decision. No warranty, express or implied, is made as to the fairness, accuracy, completeness or correctness of the information, opinions and conclusions contained in this communication. To the maximum extent permitted by law, none of MEC, its related bodies corporate, shareholders or respective directors, officers, employees, agents or advisors, nor any other person accepts any liability, including, without limitation, any liability arising out of fault or negligence for any loss arising from the use of information contained in this communication. If this communication includes "forward looking statements", such forward-looking statements are not guarantees of future performance and involve known and unknown risks, uncertainties and other factors, many of which are beyond the control of MEC and its officers, employees, agents or associates that may cause actual results to differ materially from those expressed or implied in such statement. Actual results, performance or achievements may vary materially from any projections and forward-looking statements and the assumptions on which those statements are based. MEC and Morphic assume no obligation to update such information. This communication is not, and does not constitute, an offer to sell or the solicitation, invitation or recommendation to purchase any securities and neither this communication nor anything contained in it forms the basis of any contract or commitment. The Certification Symbol signifies that a product or service offers an investment style that takes into account environmental, social, governance or ethical considerations. The Symbol also signifies that Morphic Ethical Equities Fund adheres to the strict disclosure practices required under the Responsible Investment Certification Program for the category of Product Provider. The Certification Symbol is a Registered Trade Mark of the Responsible Investment Association Australasia (RIAA). Detailed information about RIAA, the Symbol and Morphic Ethical Equities Fund's methodology, performance and stock holdings can be found at www.responsibleinvestment.org, together with details about other responsible investment products certified by RIAA. The Responsible Investment Certification Program does not constitute financial product advice. Neither the Certification Symbol nor RIAA recommends to any person that any financial product is a suitable investment or that returns are guaranteed. Appropriate professional advice should be sought prior to making an investment decision. RIAA does not hold an Australian Financial Services Licence.

¹ Performance is net of investment management fees, before company admin costs and taxes; ² The Index is the MSCI All Countries World Daily Total Return Net Index (Bloomberg code NDUACWCF) in AUD; ³ The figures are unaudited; ⁴ The Performance Fee is payable annually in respect of the Fund's out-performance of the Index. Performance Fees are only payable when the Fund achieves positive absolute performance and is subject to a high water mark; ⁵ Attribution; relative returns against the Index excluding the effect of hedges; ⁶ As a percentage of the Fund's Value at Risk (VaR) Limit; ⁷ Includes Equities and Commodities - longs and shorts are netted; ⁸ Includes Equities, Commodities and 10 year equivalent Credit and Bonds - longs and shorts are not netted; ⁹ VAR is Value at Risk based upon the 95th percentile with a 1 day holding period using a 1 year look back.

Top three alpha contributors⁵ (bps)



Top three alpha detractors⁵ (bps)



| Risk Measures | |
|-----------------------------|-------|
| Net Exposure ⁷ | 81% |
| Gross Exposure ⁸ | 144% |
| VAR ⁹ | 0.98% |

Equity Exposure Summary By sector

