



Antipodes Global Investment Company Limited
Level 35, 60 Margaret Street
Sydney NSW 2000

Telephone: 1300 010 311
Email: invest@antipodespartners.com.au
ABN 38 612 843 517

30 August 2018

By Electronic Lodgement

The Manager
Company Announcements Office
ASX Ltd
20 Bridge Street
SYDNEY NSW 2000

Dear Shareholder,

Conference call reminder and presentation

Please join us from 3:00pm – 3:30pm (Sydney time AEST) for a conference call to discuss an update on the Company's results by Director of the Company and Managing Director of the Manager (Antipodes Partners Limited), Andrew Findlay and on the portfolio from the CIO of the Manager, Jacob Mitchell.

Dial in details:

Within Australia: 1300 254 398

Outside Australia: +613 6218 0610

The presentation slides will also be made available on our website before the conference call will start: <http://antipodespartners.com/antipodes-lic/>

Calvin Kwok
Company Secretary



ANTIPODES

GLOBAL INVESTMENT COMPANY

Antipodes Global Investment Company (ASX:APL)

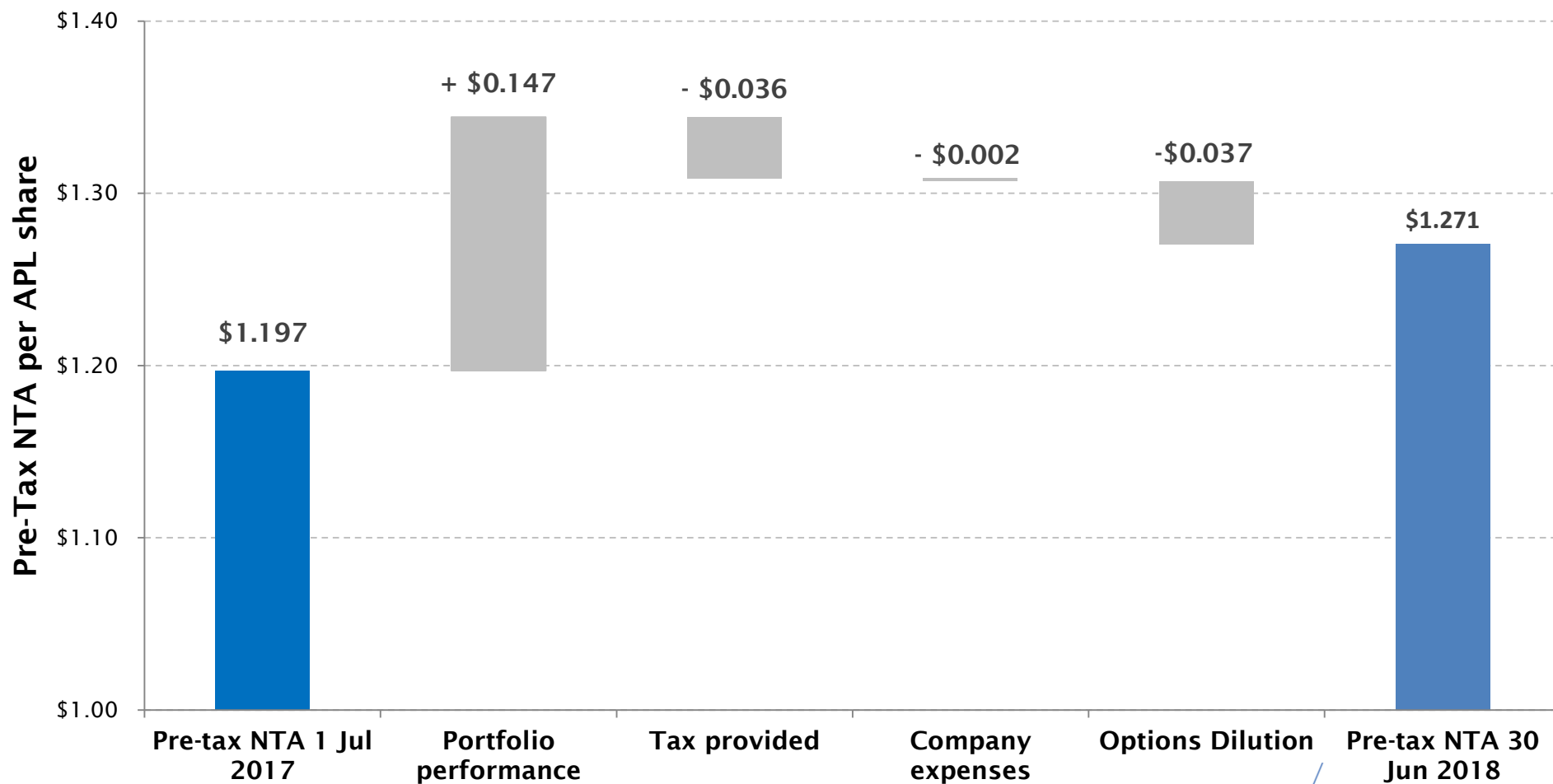
Full year results FY2018

FY2018 profit	Portfolio performance
\$34m	+12.3%

	Dividend	Dividend yield*
Cash	5.0c	4.4%
Franking (50%)	1.1c	
Grossed-up	6.1c	5.3%

* Share price as at 22 August 2018 of \$1.145

NTA performance breakdown for FY2018



Dividend and option details

Dividend (ASX:APL) timetable

Declaration date	Dividend ex-date	Record date	Payment date
23 August 2018	19 October 2018	22 October 2018	31 October 2018

- Shares outstanding 385,562,490¹
- Price \$1.165¹
- Market capitalisation \$449m

Options (ASX:APLO) timetable

Last date to trade	Last date to exercise (expiry date)
9 October 2018	15 October 2018

- No underwriting for unexercised options
- Options outstanding 184,103,419¹ (35.4% exercised)
- Price \$0.052¹
- Strike price \$1.10

¹ As at 24 August 2018

Performance

Performance (to 31 July 2018)	Company ¹	APL portfolio ²	Benchmark ³
1 year	11.0%	14.5%	19.2%
Inception ⁴	23.5%	28.2%	32.0%
Inception⁴ p.a.	12.4%	14.8%	16.7%
Up-market capture		91	
Down-market capture		73	
Net equity exposure – current		64%	

Past performance is not a reliable indicator of future performance.

¹ Movement in NTA before all taxes for the period which makes the result comparable to an unlisted managed fund. This figure incorporates the net portfolio performance less costs of managing/administering the Company and any dilution caused by options being exercised

² Net of portfolio related fees and costs

³ MSCI All Country World Net Index in AUD

⁴ Since inception, 11 Oct 2016



Antipodes Partners – the Investment Manager

Organisation

- Award-winning global manager with over \$7.5 billion AUM
- Founded 2015 by Jacob Mitchell, formerly Deputy CIO of Platinum
- Majority-owned by 20-strong investment team located in Sydney and London

Investment approach

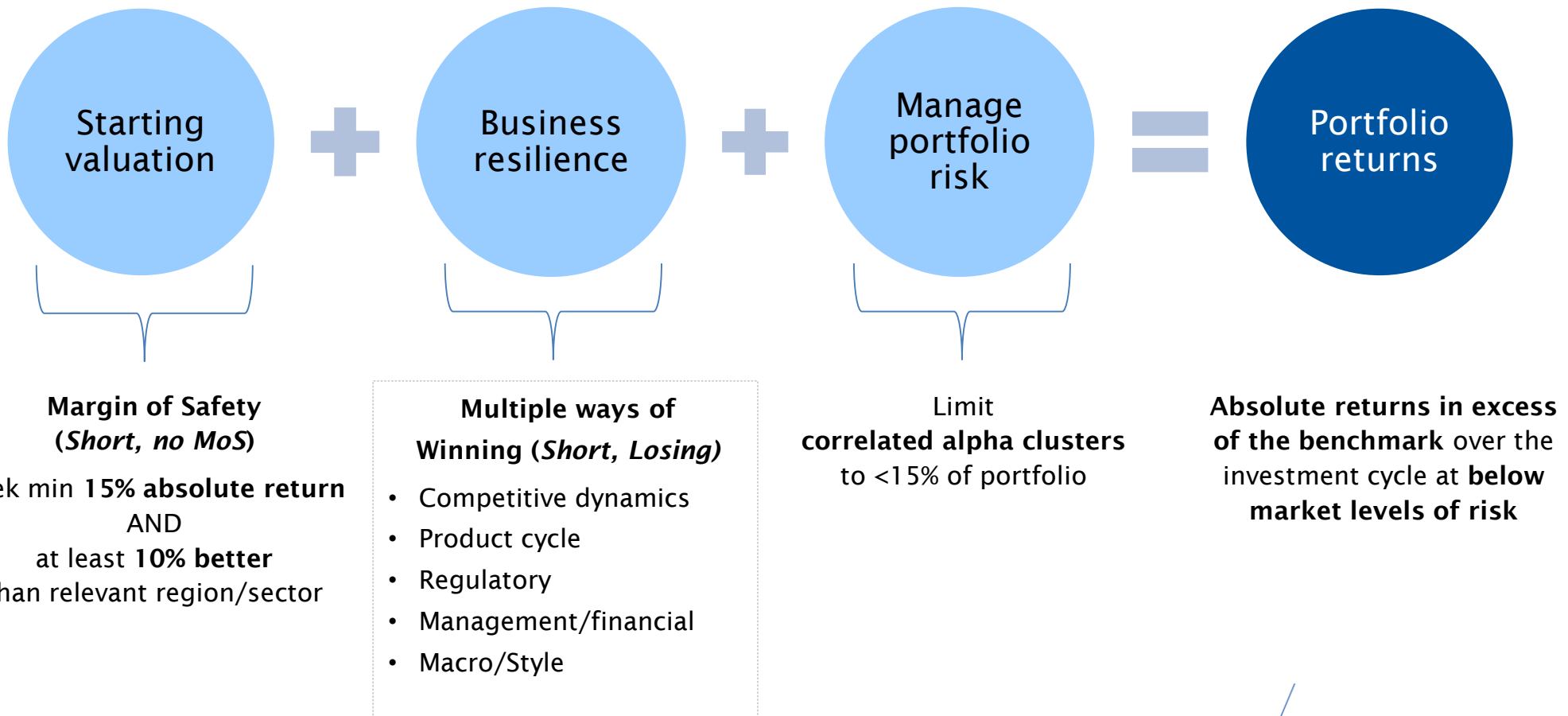
- Fundamental, value-focused manager
- Eclectic portfolio of high-conviction ideas across 8-12 “clusters” of opportunity

Track record

- Global strategies delivered over 13% net annualised returns since inception
- CIO has exceptional track record running global and Asian strategies since 2007

Investment philosophy

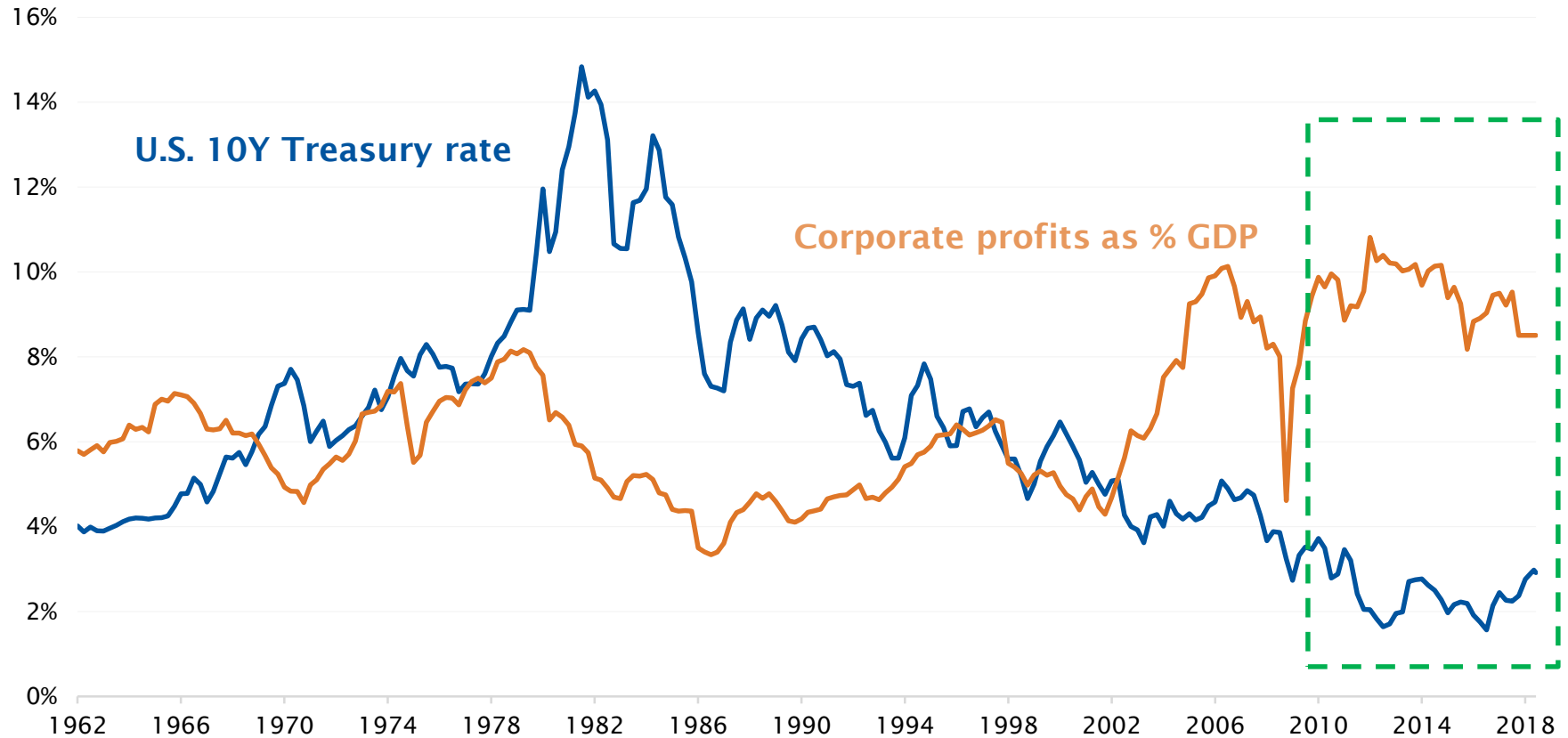
A pragmatic value approach



Market observations and portfolio positioning



As good as it gets?



Source: Bloomberg

What are the risks today?

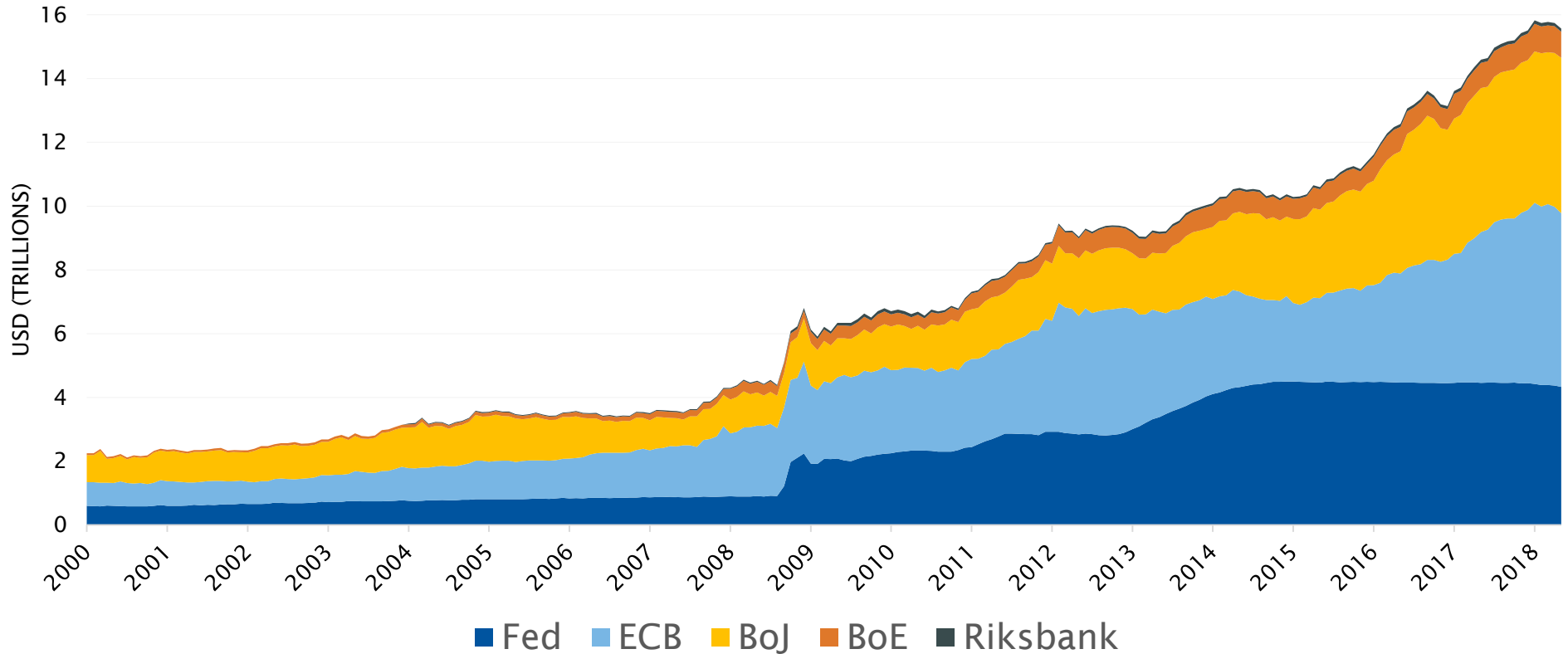
Central bank purchases



Source: Citi
Data represents aggregate purchases by Fed, ECB, BoJ, BoE and Riksbank

What are the risks today?

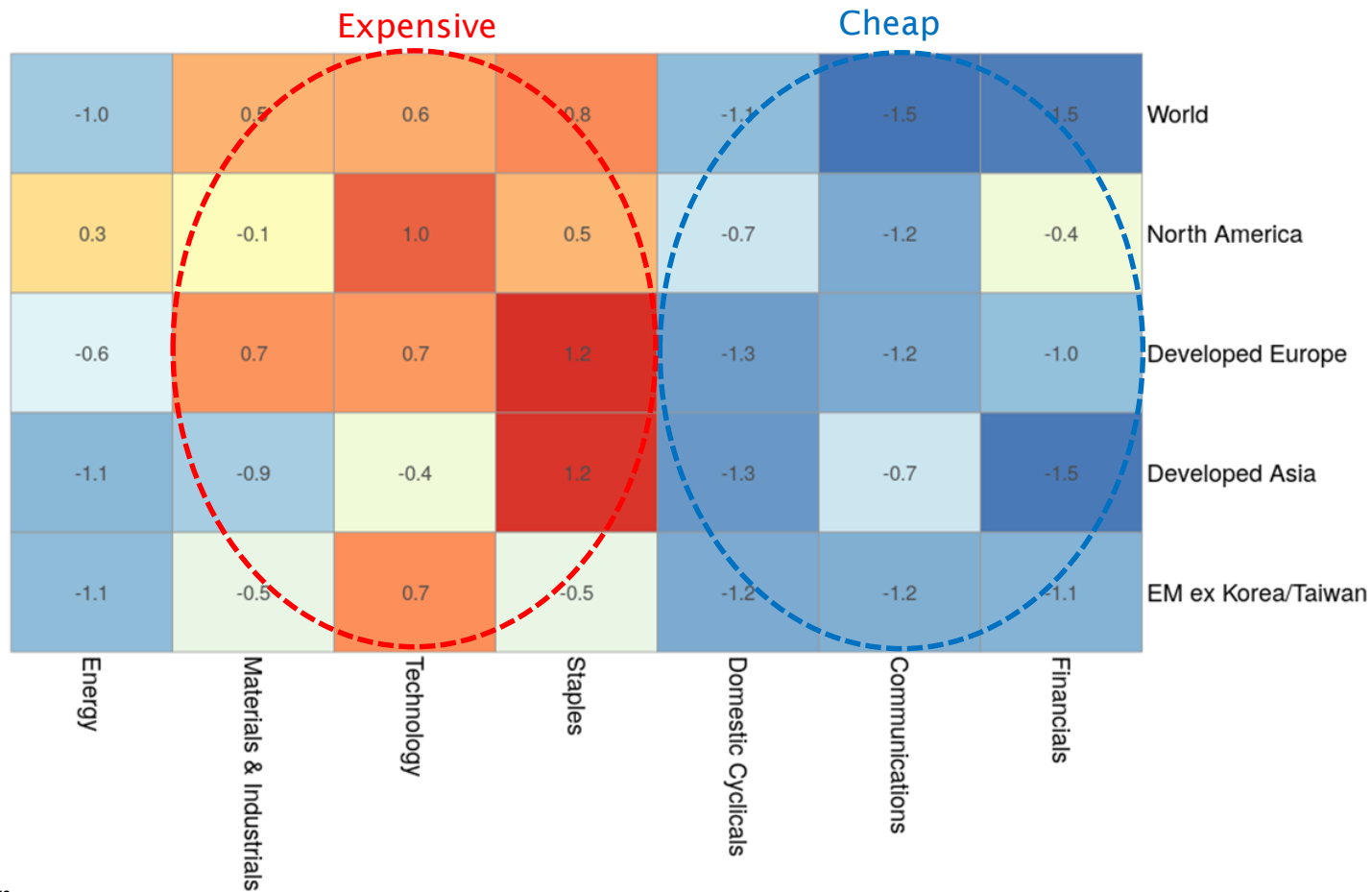
Central bank balance sheets



Source: Citi

Global valuation clustering

Sector value relative to the World



Source: Antipodes Partners

Valuations represented as Z score of current sector EV/Sales v current world EV/Sales against the 20 year historic values

Diversified alpha clusters

Long clusters	Weight	Examples
Consumer Incumbent	14.9%	Jiangsu Yanghe, Yamato, Tapestry
Domestic Cyclical Recovery	11.4%	KB Financial, Unicredit, ING
Natural Gas	10.1%	EDF, Inpex
Online Services	9.8%	Baidu, Alphabet, LINE
Global Cyclical	9.6%	GE, Samsung Electronics, Honda Motor
Telco. Incumbent	8.9%	KT, Telecom Italia, China Mobile
Software Incumbent	8.0%	Cisco, Microsoft
Low Cost Oil	6.0%	Saipem, TechnipFMC, Eni
Connectivity	4.4%	Qualcomm, TDK, Nokia
Healthcare	2.7%	Gilead Sciences
Battery	2.1%	Japan Steel Works
Gold	1.9%	Barrick Gold, Newcrest Mining
Total	89.8%	
Short clusters	Weight	
Global Cyclical Shakeout	-9.4%	
Overhyped Growth	-7.7%	
Bond Proxy	-4.4%	
Domestic Cyclical Shakeout	-2.6%	
High Cost Oil	-1.9%	
Domestic Defensive Shakeout	-1.2%	
Global Defensive Shakeout	0.8%	
Total	-27.9%	



As at June 2018

Consumer incumbents: Ping An

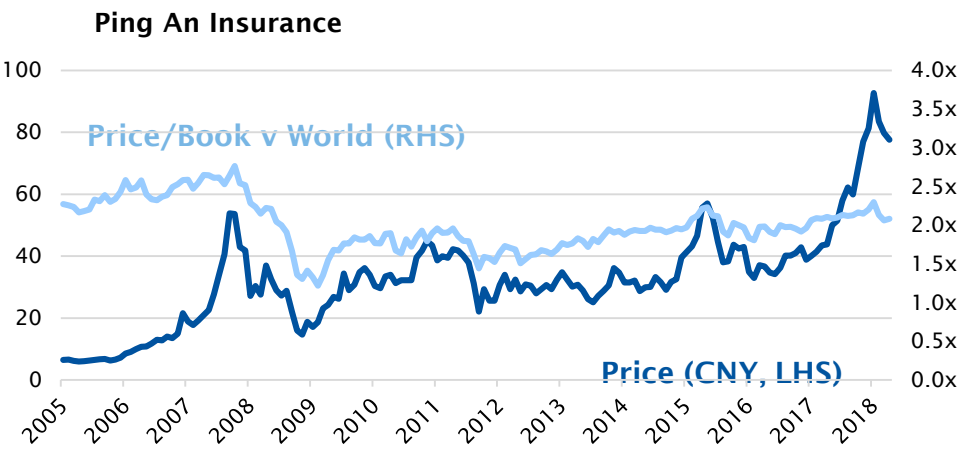
Life insurance powerhouse

Multiple ways of winning

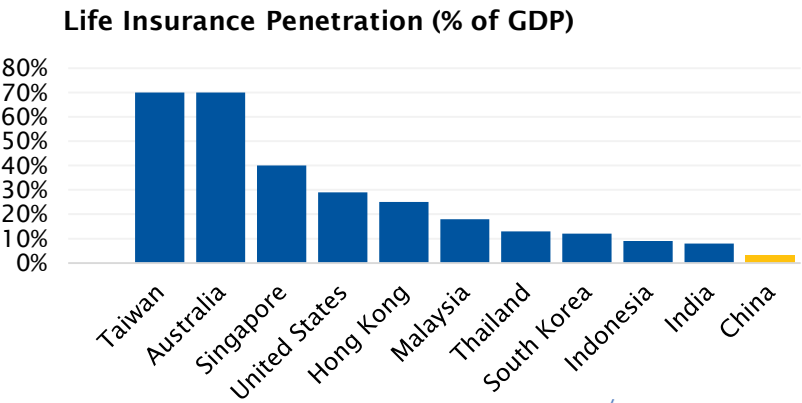
- **Product cycle:** life insurance is the safety net; under-penetrated market; protection innovator
- **Competitive dynamics:** leading tech & data on +750m Chinese leads to competitive advantages including effective cross-selling
- **Regulatory:** well positioned for desired shift away from savings towards protection products
- **Management:** industry leading

Margin of safety

- 14x P/E, growing earnings at 20% p.a. with RoCE of +30%
- Investment portfolio worth 15% market capitalisation



Source: Factset



Source: Swiss Re

Telco incumbents: KT Corp

Cheap essential infrastructure

Multiple ways of winning

- **Low capex risk:** fibre network near complete
- **Hidden value in real estate:** potentially 100% of market cap
- **Capital management target:** Telco valuations highly correlated to payout ratio

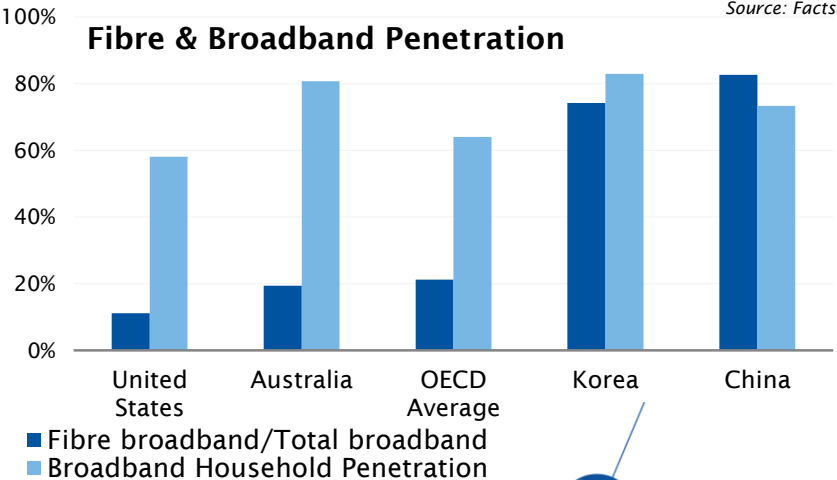
Margin of safety

- Global telco sector cheap, but be selective
- **2.6x EV/EBITDA**, 0.5x EV/Sales, 16% FCF Yield
- Any rise in low ~36% payout ratio would drive re-rating

KT Corporation v Australian telco

USD (Bn)	KT Corp	Telstra	NBN Co
Population (mn)	50	25	25
USD GDP / Capita	27,000	50,000	50,000
FTTP Household Coverage	> 90%	0%	< 25%
Property Rental Income 2020	0.7	0	0
Market Cap	6.5	25	50
Equity FCF Yield	16%	9.50%	-
PE 2019	10.3x	14.2x	-
Revenue	21	20	1

Source: Factset



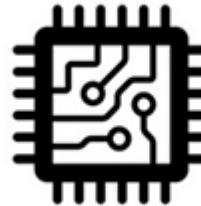
Source: OECD December 2016 "Broadband Statistics" report

Short the expensive equity beneficiaries of this exuberance...

Leveraged cyclical businesses



Over-hyped disruptors

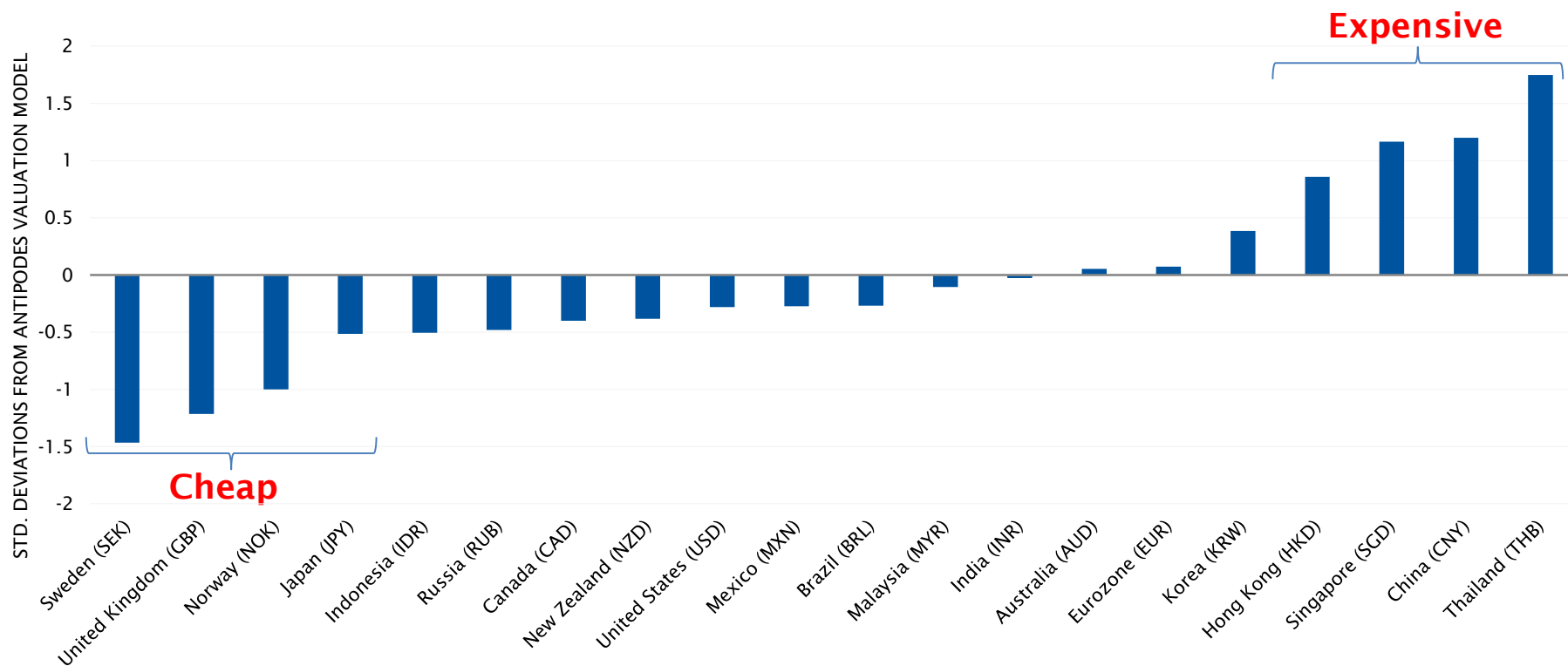


Low volatility, bond proxies



Currency – risk to be managed AND profit opportunity

Combine quantitative and qualitative understanding



Source: Antipodes Partners

- Renminbi (CNY) has appreciated by 50% against trading partners on a real basis over 10yrs; risks to Chinese/global growth can be expressed through Asian currencies more broadly
- Norwegian Kroner (NOK) oil exposed, but saved the commodity dividend - strong “balance sheet” and building inflation presents catalyst

Portfolio positioning

Asset allocation	Long		Short	
	Equities	Other ¹	Equities	Other ¹
Weight (% NAV)	89.8	-	-26.3	-1.6
Count	61	-	46	2
Avg. security weight	1.5	-	-0.6	-0.8
Top 10 (% NAV)	25.9	-	-9.1	-
Top 30 (% NAV)	63.2	-	-21.5	-

Sector exposure ² (%)	Long	Short	Net
Banks	10.6	-2.9	7.7
Communications	8.9	-0.8	8.1
Internet	8.6	-0.4	8.2
Energy	8.1	-1.9	6.2
Software	8.0	-2.4	5.7
Hardware	6.9	-3.6	3.3
Staples	6.2	-1.2	5.0
Retail	4.5	-0.8	3.7
Industrials	4.5	0.0	4.5
Other	23.6	-14.0	9.5

Top 10 long stock positions	Country	Weight (%)
EDF	France	2.8
Baidu	China/HK	2.7
Gilead Sciences	United States	2.7
KT Corporation	Korea	2.7
Cisco Systems	United States	2.7
Samsung Electronics	Korea	2.5
INPEX	Japan	2.5
KB Financial Corporation	Korea	2.5
Ping An Insurance Corporation	China/HK	2.4
Microsoft	United States	2.4
Total		25.9

Market cap exposure (%)	Long	Short	Net
Mega (>\$100b)	20.6	-3.5	17.1
Large (\$25b-\$100b)	27.6	-9.8	17.9
Medium (\$5b-\$25b)	32.2	-11.3	20.9
Small (<\$5b)	9.4	-3.3	6.1

¹ Index futures and other non-single stock derivatives

² Antipodes Partners classification

As at Jun 2018

Investment summary

Investors are overpaying for structural growth

Look for the next crop of winners in neglected areas

Multiple dispersion is high, asymmetrical opportunities abound

	APL portfolio
Return after fees (p.a.)	14.8%
Up-market capture	91
Down-market capture	73

Past performance is not a reliable indicator of future performance. Performance based on net returns, to Jul-18.

¹MSCI All Country World Net Index in AUD.

Disclaimer

This communication has been prepared by Antipodes Partners Limited ('Antipodes Partners', 'Antipodes') ABN 29 602 042 035 AFSL 481580.

Antipodes Partners is the investment manager of Antipodes Global Investment Company Limited ABN 38 612 843 517 ('APL' or the 'Company'). While APL and Antipodes Partners believe the information contained in this communication is based on reliable information, no warranty is given as to its accuracy and persons relying on this information do so at their own risk. Subject to any liability which cannot be excluded under the relevant laws, Antipodes Partners and APL disclaim all liability to any person relying on the information contained in this communication in respect of any loss or damage (including consequential loss or damage), however caused, which may be suffered or arise directly or indirectly in respect of such information. Any opinions and forecasts reflect the judgment and assumptions of Antipodes Partners and its representatives on the basis of information at the date of publication and may later change without notice. Disclosure contained in this communication is for general information only and was prepared for multiple distribution. The information is not intended as a securities recommendation or statement of opinion intended to influence a person or persons in making a decision in relation to investment. The information in this communication has been prepared without taking account of any person's objectives, financial situation or needs. Persons considering action on the basis of information in this communication are to contact their financial adviser for individual advice in the light of their particular circumstances. Past performance is not a reliable indicator of future performance. Unless otherwise specified, all amounts are in Australian Dollars (AUD). Unauthorised use, copying, distribution, replication, posting, transmitting, publication, display, or reproduction in whole or in part of the information contained in this communication is prohibited without obtaining prior written permission from APL and Antipodes Partners.