



Living Cell Technologies Limited

ACN: 104 028 042

ASX: LCT

OTCQX: LVCLY

ASX ANNOUNCEMENT

Preliminary Final Report 30 June 2018

30 August 2018 – Sydney, Australia & Auckland, New Zealand – Living Cell Technologies Limited today announced the Preliminary Final Report (Appendix 4E) on the results for the year ended 30 June 2018. In accordance with Listing Rule 4.3A, the report is attached.

During this financial the company has refined its strategy following the inconclusive initial results of the Phase IIb clinical study of NTCELL[®] in Parkinson's disease, announced in November. The company has reduced its costs while ensuring it is able to continue to monitor the patients until 24 months post-implant following the safety and encouraging efficacy findings at 12 months post-implant. LCT has broadened its focus with the research collaboration aiming to identify and synthesise a pericyte protective agent as well as other product opportunities, while also selling its shareholding in Diatranz Otsuka Limited, realising that it is not in a position to add value to the joint venture.

Financial Results

The loss after income tax from continuing operations has decreased from a loss of \$(4,090,257) in the year ended 30 June 2017 to a loss of \$(374,492), this is primarily due to the sale during the year of its 50% shareholding in the joint venture company Diatranz Otsuka Limited (DOL) to the other 50% shareholder, Otsuka Pharmaceutical Factory Inc (OPF) for \$3,000,000.

Revenue and other income decreased from \$1,166,624 to \$879,519 and research and development expenses have decreased from \$(4,441,754) to \$(3,502,378). This is due mainly to cost saving from restructuring of staff, reduced running cost of manufacturing facility, clinical trial and continued research and development costs. It is anticipated that our ongoing costs will continue to reduce.

Cash and cash equivalents have decreased from \$7,530,033 to \$6,861,663. The balance was boosted by the sale during the year of its 50% shareholding in the joint venture company Diatranz Otsuka Limited (DOL) to the other 50% shareholder, Otsuka Pharmaceutical Factory Inc (OPF) for \$3,000,000 and reduced through maintaining our manufacturing facility, and clinical trial and the restructuring of staff.

– Ends –

For further information: www.lctglobal.com

At the company: Ken Taylor Chief Executive Tel: +64 9 276 2690 Mobile: +64 21 796000 ktaylor@lctglobal.com	Media enquires: Rachael Joel Botica Butler Raudon Partners Tel: +64 9 303 3862 Mobile: +64 21 403 504 rachaelj@botica.co.nz
---	--

About Living Cell Technologies

Living Cell Technologies Limited (LCT) is an Australasian biotechnology company improving the wellbeing of people with serious diseases worldwide by discovering, developing and commercialising regenerative treatments which restore function using naturally occurring cells.

LCT's lead product, NTCELL[®], is an alginate coated capsule containing clusters of neonatal porcine choroid plexus cells. After implantation NTCELL functions as a biological factory, producing factors to promote new central nervous system growth and repair disease-induced nerve degeneration.

LCT is currently evaluating the results from clinical trials of NTCELL for the treatment of Parkinson's disease.

LCT also has initiated a collaboration with the University of Auckland, to identify and synthesize a pericyte protective agent released from NTCELL that may have potential therapeutic benefit in neurodegenerative diseases.

LCT is also doing due diligence on other product opportunities with the University of Auckland.

LCT is listed on the Australian (ASX: LCT) and US (OTCQX: LVCLY) stock exchanges. The company is incorporated in Australia, with its operations based in New Zealand.

For more information, visit www.lctglobal.com or follow @lctglobal on Twitter.

Forward-looking statements

This document may contain certain forward-looking statements, relating to LCT's business, which can be identified by the use of forward-looking terminology such as "promising," "plans," "anticipated," "will," "project," "believe," "forecast," "expected," "estimated," "targeting," "aiming," "set to," "potential," "seeking to," "goal," "could provide," "intends," "is being developed," "could be," "on track," or similar expressions, or by express or implied discussions regarding potential filings or marketing approvals, or potential future sales of product candidates. Such forward-looking statements involve known and unknown risks, uncertainties and other factors that may cause actual results to be materially different from any future results, performance or achievements expressed or implied by such statements. There can be no assurance that any existing or future regulatory filings will satisfy the FDA's and other health authorities' requirements regarding any one or more product candidates nor can there be any assurance that such product candidates will be approved by any health authorities for sale in any market or that they will reach any particular level of sales. In particular, management's expectations regarding the approval and commercialisation of the product candidates could be affected by, among other things, unexpected clinical trial results, including additional analysis of existing clinical data, and new clinical data; unexpected regulatory actions or delays, or government regulation generally; our ability to obtain or maintain patent or other proprietary intellectual property protection; competition in general; government, industry, and general public pricing pressures; and additional factors that involve significant risks and uncertainties about our products, product candidates, financial results and business prospects. Should one or more of these risks or uncertainties materialise, or should underlying assumptions prove incorrect, actual results may vary materially from those described herein as anticipated, believed, estimated or expected. LCT is providing this information and does not assume any obligation to update any forward-looking statements contained in this document as a result of new information, future events or developments or otherwise.

Living Cell Technologies Limited

ABN: 104 028 042

Appendix 4E

Full-year ended 30 June 2018

(Previous corresponding period:

Year ended 30 June 2017)

Results for Announcement to Market

	2018	2017
	\$	\$
Services revenue	121,403	115,279
Total other income	758,116	1,051,345
Total revenue and other income	879,519	1,166,624
Profit/(loss) before income tax expense	(576,294)	(4,218,948)
Income tax expense (credit)	(201,802)	(128,691)
Reported net profit/(loss) after tax attributable to members of the parent entity	(374,492)	(4,090,257)

Reported

- Total revenue and other income decreased 24.6% to \$879,519.
- Net profit/(loss) from ordinary activities attributable to members of the parent entity has decreased to \$(374,492).
- Net profit/(loss) after tax for the year attributable to members of the parent entity has decreased to \$(374,492).

Dividends

	Amount per security	Franked amount per security
Final dividend	NIL	-
Previous corresponding period	NIL	-
Record date for determining entitlements to the dividend:	n/a	
Date the dividend is payable	n/a	

Explanation of results

For further explanation of the results please refer to the ASX release.

Other information required by Listing Rule 4.3A

The remainder of the information requiring disclosure to comply with Listing Rule 4.3A is contained in the attached Consolidated Financial Report and media release.

Additional Information

NTA Backing

	30 June 2018	30 June 2017
Net tangible asset backing per ordinary share	0.8 cents per share	1.3 cents per share

Changes in controlled entities

No companies were acquired during the year.
One company was disposed of during the year.

Audit Report

The audit report is contained in the attached Financial Report.

Living Cell Technologies Limited advises that its Annual General Meeting will be held on Thursday 15 November 2018. The time and other details relating to the meeting will be advised in the Notice of Meeting to be sent to all shareholders and released to ASX immediately after despatch.

In accordance with ASX Listing Rules, valid nominations for the position of director are required to be lodged at the registered office of the Company by 5.00pm (AEDT) Wednesday 26 September 2018.

M Licciardo
Company Secretary

30 August 2018



Living Cell Technologies Limited

Consolidated financial statements

For the Year Ended 30 June 2018

Contents

for the year ended 30 June 2018

	Page
Consolidated Financial Statements	
Director's report	3
Auditors independence declaration under section 307C of the Corporations Act 2001	14
Consolidated statement of profit or loss and other comprehensive income	15
Consolidated statement of financial position	16
Consolidated statement of changes in equity	17
Consolidated statement of cash flows	18
Notes to the consolidated financial statements	19
Director's declaration	36
Independent Auditor's Report	37
Additional information for listed public companies	41

Directors' report

30 June 2018

The directors present their report, together with the financial statements of the consolidated entity, being Living Cell Technologies Limited (LCT, the company) and its controlled entities, for the financial year ended 30 June 2018.

Directors have been in office since the start of the financial year until the date of this report unless otherwise stated.

1. General information

Information on directors

The names, qualifications, experience and special responsibilities of each person who has been a director during the year and to the date of this report are:

Roy Austin	Independent director, Chairman (Age: 70)
Qualifications	BCOM, FCA
Experience	<p>Mr Austin is a consultant to investment banking firm Northington Partners in New Zealand. He brings considerable commercial depth to the LCT Board with over 25 years' investment transaction experience across multiple sectors including healthcare and biotechnology. His experience includes capital raisings, mergers and acquisitions, IP commercialisation, venture capital and international business development.</p> <p>Mr Austin is Chairman of New Zealand based Cure Kids, a child health research charitable trust and its commercial biotech venture capital fund, Cure Kids Ventures Limited. He is a director of NZX listed company CDL Investments New Zealand Limited. In 2017 he was awarded a CNZM (a Companion of the New Zealand Order of Merit) for services to children's health and the community.</p>
Special responsibilities	<p>He holds a number of other directorships in private companies, has a BCom and is a member of the New Zealand Institute of Directors and Chartered Accountants Australia + New Zealand.</p> <p>Mr Austin was elected Chairman on 20 July 2011. He is a member of the Remuneration and Nomination Committee; a member of the Audit, Risk and Compliance Committee and resigned from Diatranz Otsuka Limited board of directors in January 2018 (since 1 November 2011). He was appointed to the LCT board on 25 February 2011.</p>
Robert Elliott	Non-executive director (Age: 84)
Qualifications	MBBS, MD, FRACP
Experience	<p>Professor Elliott trained as a paediatrician at Adelaide University. He moved to New Zealand in 1970 to become the Foundation Professor, Director of Paediatrics at The University of Auckland. Professor Elliott co-founded LCT. He is an Emeritus Professor of Child Health Research and a world leader in diabetes and autoimmune related research. He resigned from the position of Director, Clinical Research and Innovation on 27 February 2015.</p> <p>In 1999 he was awarded a CNZM (a Companion of the New Zealand Order of Merit) for services to the community. In 2011 he was awarded the prestigious World Class New Zealander (Life Sciences) award.</p> <p>He is on the board of Cure Kids and patron of the NZ Cystic Fibrosis Foundation. He is a director and shareholder of Breathe Easy Limited, Kopu Limited, Visregen Technologies Limited, Fac8 Limited and NZeno Limited.</p>
Special responsibilities	<p>Professor Elliott resigned as Chairman of the Diatranz Otsuka Limited board of directors in January 2018. He was appointed to LCT board on 15 January 2004.</p>

Directors' report

30 June 2018

1. General information (continued)

Laurie Hunter	Independent director (Age: 71)
Qualifications	MA (Hons)
Experience	Mr Hunter has over 40 years' experience as a stockbroker, investment banker and corporate investor in London, Paris and San Francisco. He was a Member of The Stock Exchange, London, a partner at L. Messel and Co, London, a director of Shearson Lehman Hutton and founder of Hunter Capital. His recent focus has been on investing and providing strategic advice to developing companies.
Special responsibilities	Mr Hunter is a member of the Audit, Risk and Compliance Committee. He was appointed to the LCT Board on 25 August 2006.
Other directorships in listed entities held in the previous three years	Mr Hunter resigned from the board of listed company StratMin Global Resources Plc on 16 February 2016.
Bernard Tuch	Independent director (Age: 67)
Qualifications	BSc, MBBS (Hons), FRACP, PhD, GAICD
Experience	Dr Tuch is an Honorary Professor at The University of Sydney where he is supervising a bioengineering diabetes cell therapy project. Previously, he was a senior scientist with CSIRO Australia. He is a director of Sydney Cell Therapy Foundation Pty Limited, the not-for-profit Australian Foundation for Diabetes Research, and is a Specialist Practitioner, Endocrinology, at the Prince of Wales Private Hospital & St Vincent's Private Hospital, Sydney. He is also an Adjunct Professor at Monash University. His experience includes capital raising to support his considerable research team and a large international scientific publication list. He has had previous scientific collaborations with LCT and knows the company's direction intimately.
Special responsibilities	Dr Tuch is chairman of the Remuneration and Nomination Committee. He was appointed to the board on 20 July 2011.
Robert Willcocks	Independent director (Age: 70)
Qualifications	BA, LLM
Experience	Robert Willcocks is a senior executive with an extensive legal and business background working with Australian listed public companies. He has Bachelor of Arts and Bachelor of Laws degrees from the Australian National University and a Master of Laws degree from the University of Sydney. Mr Willcocks was a partner with the law firm Stephen Jaques & Stephen (now King & Wood Mallesons) from 1980 until 1994, where he was a member of the Corporate Advisory Group with an emphasis on the mining and oil and gas sectors. As corporate adviser, he has undertaken assignments in a range of industry sectors. Mr Willcocks has been a director and Chairman of a number of Australian Securities Exchange (ASX) listed public companies. He is a former director of ASX listed ARC Exploration Limited, and a current director of Hong Kong Stock Exchange listed APAC Resources Ltd. He is also chairman and director of Trilogy Funds Management Ltd, a Responsible Entity under Australian law.
Special responsibilities	Mr Willcocks is chairman of the Audit, Risk and Compliance Committee and a member of the Remuneration and Nomination Committee. He was appointed to the board on 29 March 2011.

Directors' report

30 June 2018

1. General information (continued)

Principal activities and significant changes in nature of activities

The principal activities of the consolidated entity during the financial year were:

Improving the wellbeing of people with serious neurodegenerative diseases worldwide by discovering, developing and commercialising regenerative treatments which include naturally occurring cells to restore function.

There were no significant changes to the nature of the principal activities during the financial year.

2. Operating and financial review

Operations

The loss after income tax from continuing operations has decreased from a loss of \$(4,090,257) in the year ended 30 June 2017 to a loss of \$(374,492), this is primarily due to the sale during the year of its 50% shareholding in the joint venture company Diatranz Otsuka Limited (DOL) to the other 50% shareholder, Otsuka Pharmaceutical Factory Inc (OPF) for \$3,000,000.

Revenue and other income decreased from \$1,166,624 to \$879,519 and research and development expenses have decreased from \$(4,441,754) to \$(3,502,378). This is due mainly to cost saving from restructuring of staff, reduced running cost of manufacturing facility, clinical trial and continued research and development costs. It is anticipated that our ongoing cost will continue to reduce.

Governance expenses in the previous year included exploration of collaboration opportunities. Shareholder expenses are similar to last year.

R&D loss tax credit of \$201,802 (2017: \$128,691) was received in exchange for forgoing NZD800,000 (2017: NZD500,000) of tax losses.

Financial position

Net assets of the consolidated entity have decreased from \$7,518,340 to \$7,135,323 mainly due to reduced receivable while prior years trade payables include a significant amount payable for the treatment of patients in group 3 of the Phase IIb clinical trial of NTCELL in Parkinson's disease.

Cash and cash equivalents have decreased from \$7,530,033 to \$6,861,663. The balance was boosted by the sale during the year of its 50% shareholding in the joint venture company Diatranz Otsuka Limited (DOL) to the other 50% shareholder, Otsuka Pharmaceutical Factory Inc (OPF) for \$3,000,000 and reduced through maintaining our manufacturing facility, and clinical trial and the restructuring of staff. The directors also acknowledge that the expenditure in relation to the operating activities are predominantly discretionary and no material expenditure has been committed as at the date of this financial statement. Cash outflow in relation to operating activities is being managed by the directors to the extent of funding available.

The directors have prepared this report on a going concern basis, which contemplates continuity of normal business activities and the realisation of assets and the settlement of liabilities in the ordinary course of business. After taking into account all available information, the directors have concluded that there are reasonable grounds to believe:

- The consolidated entity will be able to pay its debts as and when they become due and payable; and
- The basis of preparation of the financial report on a going concern basis is appropriate.

Directors' report

30 June 2018

2. Operating and financial review (continued)

Business strategies and prospects for future years

Living Cell Technologies' mission is to improve the wellbeing of people with serious neurodegenerative diseases worldwide by discovering, developing and commercialising regenerative treatments which include naturally occurring cells to restore function.

When the initial result of the Phase IIb study of NTCELL did not meet its primary outcome, the board focused on developing a robust, well-considered and comprehensive strategy that makes the best use of LCT's expertise, proprietary assets, partnerships and available funds.

Strategies to achieve the above mission include:

- Continue the clinical trial of NTCELL for Parkinson's disease in New Zealand. Should efficacy data support a regulatory submission, discuss that immediately with the regulators;
- Advance the Pericyte Protective Agent research project currently underway to identify a novel agent derived from the chemical secretions of NTCELL;
- Build on established research partnerships with the Centre for Brain Research and Department of Chemical Sciences at the University of Auckland to:
 - Initiate a pilot project identifying a small molecule for the treatment for brain cancer;
 - Proceed with piloted proof-of-principle projects with therapeutic targets that include migraine and anti-obesity.

Prospects for future years include execution of the above strategies to create value for shareholders by maximising the number and quality of target opportunities for achieving revenues in the near term.

In common with other biotech companies, there is a risk that these prospects for future years will not be achieved, depending on the outcomes of trials and research projects. These risks are mitigated by diversifying targets and reducing dependency on the outcome of any single research project.

3. Other items

Significant changes in state of affairs

Except as outlined in the Operating and Financial review there have been no significant changes in the state of affairs of the consolidated entity during the year.

Events after the reporting date

No matters or circumstances have arisen since the end of the financial year which significantly affected or could significantly affect the operations of the consolidated entity, the results of those operations or the state of affairs of the consolidated entity in future financial years.

Environmental issues

The consolidated entity's operations are not regulated by any significant environmental regulations under a law of the Commonwealth or of a state or territory of Australia and New Zealand.

Company secretary

The following person held the position of company secretary at the end of the financial year:

Mark Licciardo (B Bus (Acc), GradDip CSP, FGIA, GAICD) has been the company secretary since 1 January 2016.

Dividends

There was no dividend paid, recommended or declared during the current financial year.

Directors' report

30 June 2018

3. Other items (continued)

Meetings of directors

During the financial year, 15 meetings of directors (including committees of directors) were held. Attendances by each director during the year were as follows:

	Directors' Meetings		Audit, Risk and Compliance Committee		Remuneration and Nomination Committee	
	Number eligible to attend	Number attended	Number eligible to attend	Number attended	Number eligible to attend	Number attended
Roy Austin	9	9	3	3	3	3
Robert Elliott	9	9	-	-	-	-
Bernard Tuch	9	7	-	-	3	3
Laurie Hunter	9	7	3	3	-	-
Robert Willcocks	9	9	3	3	3	3

Indemnification and insurance of officers and auditors

The company has paid premiums to insure each of the directors against liabilities for costs and expenses incurred by them in defending legal proceedings arising from their conduct while acting in the capacity of director of the company, other than conduct involving a wilful breach of duty in relation to the company. The amount of the premium was \$45,500 (2017: \$54,058).

The company has not during or since the end of the financial year indemnified or agreed to indemnify the auditor of the company. Furthermore, the company has not paid any premiums in respect of insurance for the auditor.

Shares

The number of ordinary shares in Living Cell Technologies Limited held by each key management person of the consolidated entity during the financial year is as follows:

	Balance at beginning of year	On exercise of options	Other changes during the year	Balance at the end of the year
2018				
Roy Austin	-	-	-	-
Robert Elliott	4,776,269	-	-	4,776,269
Laurie Hunter ¹	2,645,661	-	-	2,645,661
Bernard Tuch ²	36,800	-	-	36,800
Robert Willcocks	-	-	-	-
Ken Taylor	-	-	-	-
	7,172,521	-	-	7,172,521
2017				
Roy Austin	-	-	-	-
Robert Elliott	4,490,060	-	286,209	4,776,269
Laurie Hunter ¹	2,645,661	-	-	2,645,661
Bernard Tuch ²	36,800	-	-	36,800
Robert Willcocks	-	-	-	-
John Cowan ³	330,955	-	-	330,955
Ken Taylor	-	-	-	-
	7,503,476	-	286,209	7,789,685

1. The shares are held by a related entity: European American Holdings Limited
2. The shares are held by a related entity: DTU Pty Limited < The Beryl Super Fund>
3. The shares are held by a related entity: Custodial Services Limited

Directors' report

30 June 2018

3. Other items (continued)

Options

At the date of this report, the unissued ordinary shares of Living Cell Technologies Limited under option are as follows:

Grant date	Date of Expiry	Exercise Price	No. under Option
23 December 2012	23 December 2018	\$ 0.1000	250,000
1 July 2014	1 July 2020	\$ 0.1000	250,000
1 July 2014	1 July 2020	\$ 0.1400	100,000
1 July 2015	1 July 2021	\$ 0.1000	250,000
1 July 2015	1 July 2021	\$ 0.1900	100,000
4 May 2016	4 May 2019	\$ 0.0750	400,000
4 May 2016	4 May 2019	\$ 0.1000	400,000
22 February 2017	15 December 2018	\$ 0.1002	1,760,700
1 July 2017	1 July 2020	\$ 0.0533	600,000
Options at 30 June 2018			4,110,700

Non-audit services

The board of directors, in accordance with advice from the audit, risk and compliance committee, is satisfied that the provision of non-audit services during the year is compatible with the general standard of independence for auditors imposed by the *Corporations Act 2001*. The directors are satisfied that the services disclosed below did not compromise the external auditor's independence for the following reasons:

- all non-audit services are reviewed and approved by the audit and compliance committee prior to commencement to ensure they do not adversely affect the integrity and objectivity of the auditor; and
- the nature of the services provided do not compromise the general principles relating to auditor independence in accordance with APES 110: Code of Ethics for Professional Accountants set by the Accounting Professional and Ethical Standards Board.

The following fees were paid or payable to the external auditors for non-audit services provided during the year ended 30 June 2018: \$2,778 (2017: \$2,870)

Auditor's independence declaration

The auditor's independence declaration in accordance with section 307C of the *Corporations Act 2001* for the year ended 30 June 2018 has been received and can be found on page 14 of the financial report.

Directors' report

30 June 2018

Remuneration report (audited)

Remuneration policy

The remuneration policy of Living Cell Technologies Limited has been designed to align key management personnel (KMP) objectives with shareholder and business objectives by providing a fixed remuneration component and offering specific long-term incentives based on key performance areas affecting consolidated entity's financial results. The board of Living Cell Technologies Limited believes the remuneration policy to be appropriate and effective in its ability to attract and retain the best key management personnel to run and manage consolidated entity, as well as create goal congruence between directors, executives and shareholders.

The board's policy for determining the nature and amount of remuneration for key management personnel of the consolidated entity is as follows:

- The remuneration policy has been developed by the remuneration and nomination committee and approved by the Board following professional advice from independent external consultants.
- All key management personnel receive a base salary (which is based on factors such as qualifications, length of service and experience), statutory contributions to KiwiSaver and options.
- Options are based on the extent to which predetermined objectives, which contribute to the company's strategies, are met.
- Incentives paid in the form of options are intended to align the interests of the KMP and Company with those of the shareholders. In this regard, key management personnel are prohibited from limiting risk attached to those instruments by use of derivatives or other means.
- The remuneration and nomination committee review key management personnel packages annually by reference to consolidated entity's performance, executive performance and comparable information from industry sectors.

The performance of key management personnel is measured against criteria agreed annually with each executive and is based predominantly on achievement of predetermined agreed objectives which drive shareholder value. All bonuses and incentives must be linked to predetermined performance criteria. The board may, however, exercise its discretion in relation to approving incentives, bonuses and options, and can recommend changes to the Committee's recommendations. The policy is designed to attract a high calibre of executives and reward them for performance that results in long-term growth in shareholder wealth.

Key management personnel receive company contributions to KiwiSaver in New Zealand and Superannuation Fund in Australia by the law, which is currently 3% and 9.5% respectively, and do not receive any other retirement benefits. One director has sacrificed part of his director's fees to his superannuation fund.

Upon retirement, key management personnel are paid employee benefit entitlements accrued to the date of retirement. Key management personnel are paid an agreed number of week's salary in the event of redundancy. Any options not exercised before or on the date of termination will lapse.

All remuneration paid to key management personnel is valued at the cost to the Company and expensed.

The board's policy is to remunerate non-executive directors at market rates for time, commitment and responsibilities. The remuneration and nomination committee determine payments to the non-executive directors and reviews their remuneration annually, based on market practice, duties and accountability. Independent external advice is sought when required. The maximum aggregate amount of fees that can be paid to non-executive directors is subject to approval by shareholders at the Annual General Meeting, the current maximum is \$ 450,000 which was approved at the 2007 AGM and have no predetermined performance-based remuneration.

Key management personnel are also entitled and encouraged to participate in the employee share and option arrangements to align their interests with shareholders' interests.

Options granted under these arrangements do not carry dividend or voting rights. Each option is entitled to be converted into one ordinary share and is valued using the Black-Scholes methodology.

Directors' report

30 June 2018

Performance conditions linked to remuneration

The key performance indicators (KPIs) are set annually, in consultation with key management personnel to ensure support. The measures are specifically tailored to the area each individual is involved in and has a level of control over. The KPIs contribute to the strategies approved by the board.

Performance in relation to the KPIs is assessed annually, with options being awarded depending on the extent to which the measures are achieved.

The earnings of the LCT Group for the five years to 30 June 2018 are summarised below:

	2018	2017	2016	2015	2014
Revenue and other income	879,519	1,166,624	841,447	1,044,639	7,941,227
Loss after income tax	(374,492)	(4,090,257)	(3,093,163)	(7,043,402)	(6,778,896)

The factors that are considered to affect total shareholders return ("TSR") are summarised below:

Share price at financial year end (cents)	0.025	0.11	0.07	0.05	0.05
Total dividend declared (cents per share)	-	-	-	-	-
Basic earnings per share (cents per share)	(0.07)	(0.76)	(0.69)	(1.75)	(1.90)

Employment details of members of key management personnel

The following table provides the employment details of persons who were, during the financial year, members of key management personnel of consolidated entity. The table also illustrates the proportion of remuneration that was performance based and the proportion of remuneration received in the form of options.

		Performance based remuneration		
		Bonus	Shares	Options
		%	%	%
KMP				
Ken Taylor	Chief Executive	-	-	5

Service agreements

On appointment to the board, all non-executive directors enter into a service agreement with the company in the form of a letter of appointment. The letter summarises the Board policies and terms, including remuneration, relevant to the office of director.

The remuneration and other terms of employment for the chief executive and senior executives are set out in formal employment agreements as summarised below.

All employment agreements are for an unlimited duration. The agreements for executives may be terminated by giving 20 to 60 working days' notice (except in cases of termination for cause where termination is immediate). Redundancy entitlements are 2-4 weeks for the first year of service and one week's payment for each six-month's subsequent service. Employment agreements do not include the specific performance criteria which are linked to bonuses or incentives, so amounts paid in accordance with the above remuneration policy are effectively at the discretion of the board.

In cases of resignation, no separation payment is made to the executive, except for amounts due and payable up to the date of ceasing employment, including accrued leave entitlements.

Directors' report

30 June 2018

Remuneration details for the year ended 30 June 2018

The following table of benefits and payment details, in respect to the financial year, the components of remuneration for each member of the key management personnel of the consolidated entity.

	Short term		Post-employment	Long term benefits	Share based payments	Total benefits and payments
	Cash salary fees	Bonus	Total short term benefits	Pension and superannuation	Options and rights	
2018	\$	\$	\$	\$	\$	\$
Directors						
Roy Austin	70,000	-	70,000	-	-	70,000
Robert Elliott	50,000	-	50,000	-	-	50,000
Laurie Hunter	50,000	-	50,000	-	-	50,000
Bernard Tuch	45,716	-	45,716	4,284	-	50,000
Robert Willcocks	50,000	-	50,000	-	-	50,000
KMP						
Ken Taylor	361,074	-	361,074	-	31,980	393,054
	626,790	-	626,790	4,284	31,980	663,054
2017						
Directors						
Roy Austin	70,000	-	70,000	-	-	70,000
Robert Elliott	50,000	-	50,000	-	-	50,000
Laurie Hunter	50,000	-	50,000	-	-	50,000
Bernard Tuch	45,716	-	45,716	4,284	-	50,000
Robert Willcocks	50,000	-	50,000	-	-	50,000
KMP						
John Cowan	121,116	-	121,116	3,633	11,868	136,617
Ken Taylor	381,078	-	381,078	-	22,174	403,252
	767,910	-	767,910	7,917	34,042	809,869

Securities received that are not performance related

Options are issued to the directors and executives as part of their remuneration. Each share option converts to one ordinary share of Living Cell Technologies Limited on exercise. The options that are not issued based on performance criteria, are issued to the directors and executives of Living Cell Technologies Limited and its subsidiaries to align the interest of executives, directors and shareholders.

Options granted, vested and lapsed during the year

Details of key management personnel options granted as remuneration, vested, and lapsed during the year:

	Number of options	Exercise price per option	Value per option at grant date	Grant date	Vesting date	Expiry date	Vested during period	Forfeited during period
		\$	\$				%	%
KMP								
Ken Taylor	600,000	0.1130	0.0553	01-Jul-17	01-Jul-18	01-Jul-20	-	-

Options do not have any voting rights, dividend or other distribution entitlements.

The weighted average fair value of options granted during the year was \$0.0553 (2016: \$0.041)

Directors' report

30 June 2018

Options granted, vested and lapsed during the year (continued)

The fair value of each option at grant date was calculated by using the Black Scholes option pricing model that takes into account the expected volatility, risk free interest rate, expected life of the option, exercise price and the share price at grant date. For each option granted historical volatility has been calculated based on the length of the options life.

During the year ended 30 June 2018, no ordinary shares of LCT were issued on the exercise of options grants. No further shares have been issued since that date. No amounts are unpaid on any of these shares. There are no cash-settlement alternatives. All options were issued by Living Cell Technologies Limited and entitle the holder to ordinary shares in Living Cell Technologies Limited for each option exercised.

There have not been any alterations to the terms or conditions of any share-based payment arrangements since grant date.

Key management personnel options and rights holdings

	Balance at beginning of year	Granted as remuneration	Exercised	Expired	Balance at the end of year	Vested during the year	Vested and exercisable	Total non-exercisa ble
2018								
Roy Austin	-	-	-	-	-	-	-	-
Robert Elliott	-	-	-	-	-	-	-	-
Bernard Tuch	-	-	-	-	-	-	-	-
Robert Willcocks	-	-	-	-	-	-	-	-
Ken Taylor	1,500,000	600,000	-	-	2,100,000	-	1,500,000	600,000
	3,655,000	600,000	-	-	2,100,000	-	1,500,000	600,000
2017								
Roy Austin	900,000	-	-	900,000	-	-	-	-
Robert Elliott	-	-	-	-	-	-	-	-
Bernard Tuch	400,000	-	-	400,000	-	-	-	-
Robert Willcocks ¹	400,000	-	-	400,000	-	-	-	-
John Cowan	455,000	300,000	-	-	755,000	255,000	455,000	300,000
Ken Taylor	1,500,000	-	-	-	1,500,000	1,150,000	1,500,000	-
	3,655,000	300,000	-	1,700,000	2,255,000	1,405,000	1,955,000	300,000

(1) Robert Willcocks' options are held by his superannuation fund, Tonda Pty Ltd AFT the Elaland Superannuation Pty Ltd Fund.

This concludes the remuneration report which has been audited.

Directors' report


30 June 2018

Corporate governance statement

The board is committed to achieving and demonstrating the highest standards of corporate governance. The board continues to refine and improve the governance framework and practices in place to ensure they serve the interests of shareholders. The company complies with the Australian Securities Exchange (ASX) Corporate Governance Council's Corporate Governance Principles and Recommendations.

Living Cell Technologies Limited's corporate governance statement and board and board committee charters and key corporate governance policies are available in the Governance policies section of the website at www.lctglobal.com.

This directors' report, incorporating the remuneration report, is signed in accordance with a resolution of the Board of Directors.



Robert Willcocks

Director

Dated: 30 August 2018

DECLARATION OF INDEPENDENCE BY GARETH FEW TO THE DIRECTORS OF LIVING CELL TECHNOLOGIES LIMITED

As lead auditor of Living Cell Technologies Limited for the year ended 30 June 2018, I declare that, to the best of my knowledge and belief, there have been:

1. No contraventions of the auditor independence requirements of the *Corporations Act 2001* in relation to the audit; and
2. No contraventions of any applicable code of professional conduct in relation to the audit.

This declaration is in respect of Living Cell Technologies Limited and the entities it controlled during the period.



Gareth Few
Partner

BDO East Coast Partnership

Sydney, 30 August 2018

Consolidated statement of profit or loss and other comprehensive income
For the Year Ended 30 June 2018

	Note	2018	2017
		\$	\$
Revenue and other income	2	879,519	1,166,624
Expenses			
Research and development		(3,502,378)	(4,441,754)
Governance		(463,773)	(449,764)
Shareholder		(297,093)	(293,346)
General		(66,779)	(107,737)
Total expenses	3	(4,330,023)	(5,292,601)
Operating loss		(3,450,504)	(4,125,977)
Foreign exchange gain/(loss)		(125,790)	(92,971)
Sale of joint venture	24 (c)	3,000,000	-
Loss before income tax		(576,294)	(4,218,948)
R&D loss tax credit		201,802	128,691
Income tax expense	4	-	-
Loss after income tax from continuing operations		(374,492)	(4,090,257)
Loss attributable to members of the parent entity		(374,492)	(4,090,257)
Other comprehensive income, net of income tax			
Exchange difference on translation of foreign operations		16,890	4,791
Total other comprehensive income		16,890	4,791
Total comprehensive income attributable to members of the parent entity		(357,602)	(4,085,466)
Earnings per share			
Continuing operations			
Basic earnings/(loss) per share (cents)	5	(0.07)	(0.76)
Diluted earnings/(loss) per share (cents)	5	(0.07)	(0.76)

Consolidated statement of financial position
as at 30 June 2018

	Note	2018 \$	2017 \$
ASSETS			
Current assets			
Cash and cash equivalents	18	6,861,663	7,530,033
Trade and other receivables	6	304,080	576,100
Inventories		1,019	70,652
Total current assets		7,166,762	8,176,785
Non-current assets			
Property, plant and equipment	7	304,439	377,296
Biological assets		95,413	99,080
Investments		42,179	41,199
Total non-current assets		442,031	517,575
TOTAL ASSETS		7,608,793	8,694,360
LIABILITIES			
Current Liabilities			
Trade and other payables	8	414,118	1,074,161
Short-term provisions	9	59,352	101,859
Total current-liabilities		473,470	1,176,020
TOTAL LIABILITIES		473,470	1,176,020
NET ASSETS		7,135,323	7,518,340
EQUITY			
Issued capital	10	74,371,070	74,339,770
Reserves	11	3,940,486	3,980,311
Accumulated losses		(71,176,233)	(70,801,741)
Total equity attributable to equity holders of the Company		7,135,323	7,518,340
TOTAL EQUITY		7,135,323	7,518,340

The accompanying notes form an integral part of these financial statements.

Consolidated statement of changes in equity

for the year ended 30 June 2018

2018	Ordinary shares	Accumulated losses	Foreign currency translation reserve	Option reserve	Total
	\$	\$	\$	\$	\$
Balance at 1 July 2017	74,339,770	(70,801,741)	3,797,607	182,704	7,518,340
Total other comprehensive income for the year	-	(374,492)	-	-	(374,492)
Total other comprehensive income	-	-	(16,890)	-	(16,890)
<i>Transaction with equity holders in their capacity as owners</i>					
Shares issued during the year	40,750	-	-	-	40,750
Transaction costs	(9,450)	-	-	-	(9,450)
Share based remuneration	-	-	-	81,074	81,074
Option exercised	-	-	-	(16,987)	(16,987)
Expired options	-	-	-	(87,022)	(87,022)
Balance at 30 June 2018	74,371,070	(71,176,233)	3,780,717	159,769	7,135,323

2017	Ordinary shares	Accumulated losses	Foreign currency translation reserve	Option reserve	Total
	\$	\$	\$	\$	\$
Balance at 1 July 2016	68,406,383	(66,711,484)	3,792,816	188,945	5,676,660
Total other comprehensive income for the year	-	(4,090,257)	-	-	(4,090,257)
Total other comprehensive income	-	-	4,791	-	4,791
<i>Transaction with equity holders in their capacity as owners</i>					
Shares issued during the year	6,311,865	-	-	-	6,311,865
Transaction costs	(378,478)	-	-	-	(378,478)
Share based remuneration	-	-	-	96,937	96,937
Option exercised	-	-	-	(5,103)	(5,103)
Expired options	-	-	-	(98,075)	(98,075)
Balance at 30 June 2017	74,339,770	(70,801,741)	3,797,607	182,704	7,518,340

Consolidated statement of cash flows
for the year ended 30 June 2018

	Note	2018	2017
		\$	\$
CASH FLOWS FROM OPERATING ACTIVITIES:			
Receipts from customers and grants (GST inclusive)		1,129,072	963,195
Payments to suppliers and employees (GST inclusive)		(4,834,636)	(4,474,332)
Interest received		135,258	141,059
Net cash used in operating activities	18	(3,570,306)	(3,370,078)
CASH FLOWS FROM INVESTING ACTIVITIES:			
Purchase of property, plant and equipment		(2,990)	(249,262)
Sale of 50% share in DOL		3,000,000	-
Net cash used by investing activities		2,997,010	(249,262)
CASH FLOWS FROM FINANCING ACTIVITIES:			
Proceeds from issue of shares		40,750	6,311,865
Payment of transaction costs		(9,450)	(378,478)
Net cash provided by financing activities		31,300	5,933,387
Effect of exchange rates on cash holdings in foreign currencies		(126,374)	(86,013)
Net increase in cash and cash equivalents held		(668,370)	2,228,034
Cash and cash equivalents at beginning of year		7,530,033	5,301,999
Cash and cash equivalents at end of financial year		6,861,663	7,530,033

Notes to the consolidated financial statements for the year ended 30 June 2018

1. About this report

(a) Basis of preparation

This general purpose financial report for the year ended 30 June 2018 has been prepared in accordance with Australian Accounting Standards, Australian Accounting Interpretations, other authoritative pronouncements of the Australian Accounting Standards Board and the Corporations Act 2001 as appropriate for profit oriented entities. Compliance with Australian Accounting Standards ensures that the consolidated entity financial report conforms to International Financial Reporting Standards (IFRS) as issued by the International Accounting Standards Board (IASB).

The financial report covers the consolidated entity of Living Cell Technologies Limited and its controlled entities. Living Cell Technologies Limited (hereafter referred to as LCT, the consolidated entity and the Group) is a listed for profit public company, incorporated and domiciled in Australia.

The following is a summary of the material accounting policies adopted by the consolidated entity in the preparation of the financial report. The accounting policies have been consistently applied, unless otherwise stated.

The financial report has been presented in Australian dollars, which is the consolidated entity's presentation currency. The report has been prepared on an accruals basis and is based on historical cost modified by the revaluation of selected non-current assets and financial assets and financial liabilities for which the fair value basis of accounting has been applied.

(b) Critical accounting estimates and judgements

The directors evaluate estimates and judgments incorporated into the financial report based on historical knowledge and best available current information. Estimates assume a reasonable expectation of future events and based on current trends and economic data, obtained both externally and within the Group.

The Group assesses impairment at each reporting date by evaluating conditions specific to the Group that may lead to impairment of assets. Where an impairment trigger exists, the recoverable amount of the asset is determined.

The separate financial statements and notes of the parent entity, Living Cell Technologies Limited, have not been presented within this financial report as permitted by amendments made to the Corporations Act 2001. Parent entity disclosures are included in note 17.

(c) Going concern

Cash and cash equivalents have decreased from \$7,530,033 to \$6,861,663 the balance was boosted by the sale during the year of its 50% shareholding in the joint venture company Diatranz Otsuka Limited (DOL) to the other 50% shareholder, Otsuka Pharmaceutical Factory Inc (OPF) for \$3,000,000 and reduce through maintaining our manufacturing facility, and clinical trial and the restructuring of staff. The directors also acknowledge that the expenditure in relation to the operating activities are predominantly discretionary and no material expenditure has been committed as at the date of this financial statement. Cash outflow in relation to operating activities is being managed by the directors to the extent of funding available.

The directors have prepared this report on a going concern basis, which contemplates continuity of normal business activities and the realisation of assets and the settlement of liabilities in the ordinary course of business. After taking into account all available information, the directors have concluded that there are reasonable grounds to believe:

- The consolidated entity will be able to pay its debts as and when they become due and payable; and
- The basis of preparation of the financial report on a going concern basis is appropriate.

Notes to the consolidated financial statements for the year ended 30 June 2018

2. Revenue and other income

Revenue is recognised when the amount of the revenue can be measured reliably, it is probable that economic benefits associated with the transaction will flow to the entity and specific criteria relating to the type of revenue as noted below, has been satisfied.

Revenue is measured at the fair value of the consideration received or receivable and is presented net of returns, discounts and rebates.

Revenue from unconditional government grants received is reported as income when the grant becomes receivable. If such a grant is conditional, it is recognised as income only when the conditions have been met. Grant income comprises Callaghan Innovation grants. There are no unfulfilled conditions.

All revenue is stated net of goods and services tax (GST).

Interest revenue is recognised as the interest accrued using the effective interest method.

	2018	2017
	\$	\$
Other Income		
Grant income	608,477	909,187
Interest income	149,476	142,158
Services provided	121,403	115,279
Other income	163	-
	879,519	1,166,624

3. Expenses

Employee benefits

Provision is made for the company's liability for employee benefits arising from services rendered by employees to balance date. Employee benefits that are expected to be settled within one year have been measured at the amounts expected to be paid when the liability is settled, plus related on costs. Employee benefits payable later than one year have been measured at present value of the estimated future cash outflows to be made for those benefits.

Share-based payments

Share based payments are provided to employees through issue of options.

Issue of options

The fair value of options is recognised as a benefit to directors/employees. The fair value is measured at the grant date and recognised over the period during which the options vest to the directors/employees.

The fair value at the grant date is independently determined using the Black Scholes binomial convergence model for the employee's options. These models take into account the exercise price, the life of the option, the current price of the underlying share, the expected volatility of the share price and the risk-free rate for the life of the option.

Research and development

Expenditure during the research phase of a project is recognised as an expense when incurred. Development costs are capitalised only when technical feasibility studies identify that the project will deliver future economic benefits and these benefits can be measured reliably.

Governance

Governance expenses include directors' fees, travel and meeting expenses, company secretary costs and legal expenses related to governance.

Shareholder

Shareholder expenses include listing fees, registry costs, audit, annual general meeting and annual report costs.

Notes to the consolidated financial statements for the year ended 30 June 2018

3. Expenses (continued)

Expenses include the following:

	2018	2017
	\$	\$
Employee benefits		
Wages and salaries	1,566,365	1,715,598
Contributions to employees' savings plans	27,664	34,045
Share-based payments	(20,884)	(6,241)
Staff training	3,255	8,815
Total employee benefits	1,576,400	1,752,217
Depreciation		
Plant and equipment depreciation	1,606	1,991
Furniture, fixtures and fitting depreciation	60,459	73,125
Total depreciation	62,065	75,116
Lease payments	194,026	94,031

4. Income tax expense

The charge for current income tax expense is based on the profit for the year adjusted for any non-assessable or disallowed items. It is calculated using the tax rates that have been enacted or are substantially enacted by the reporting date.

The amount of benefits brought to account or which may be realised in the future is based on the assumption that no adverse change will occur in income taxation legislation and the anticipation that the economic entity will derive sufficient future assessable income to enable the benefit to be realised and comply with the conditions of deductibility imposed by the law.

Reconciliation of income tax to accounting loss:

	2018	2017
	\$	\$
Loss before income tax (but after R & D tax credit)	(576,294)	(4,218,948)
Effective tax rate	27.5%	28%
	(158,481)	(1,181,305)
Add tax effect of:		
- Non-deductible expenditure	12,621	4,377
- Capital losses claimed	(825,000)	-
- Deferred tax asset not bought into account	970,860	1,176,928
Income tax expense	-	-

Tax losses

	2018	2017
	\$	\$
Unused tax losses for which no deferred tax asset has been recognised	43,161,738	39,480,545
Potential tax benefit at 27.5% AU (previously 30%)	9,679,015	9,585,588
Potential tax benefit at 28% NZ	2,858,293	2,108,004

The benefit will only be obtained if:

- The group derives future assessable income of a nature and amount sufficient to enable the benefits from the deductions for the losses to be realised;
- the group continues to comply with the conditions for deductibility imposed by the law; and
- no changes in tax legislation adversely affect the group in realising the benefit from the deductions for the losses.

Notes to the consolidated financial statements for the year ended 30 June 2018

4. Income tax expense (continued)

A R&D loss tax credit of \$201,802(2017:128,691) was received from NZ Inland Revenue in exchange for forgoing NZD 800,000 (2017: NZD500,000) of tax losses.

5. Earnings/(loss) per share

Basic EPS is calculated as net profit/(loss) attributable to members of the consolidated entity, adjusted to exclude costs of servicing equity (other than dividends), divided by the weighted average number of ordinary shares, adjusted for any bonus element.

Diluted EPS is calculated as net profit/(loss) attributable to members of the consolidated entity, adjusted for:

- costs of servicing equity (other than dividends)
- the after-tax effect of dividends and interest associated with dilutive potential ordinary shares that have been recognised as expenses; and
- other non-discretionary changes in revenues or expenses during the period that would result from dilution of potential ordinary shares divided by the weighted average number of ordinary shares and dilutive potential ordinary shares, adjusted for any bonus element.

Reconciliation of earnings to profit or loss from continuing operations

	2018	2017
	\$	\$
Profit/(loss) used in calculation of basic and diluted EPS	(374,492)	(4,090,257)
	No.	No.
Weighted average number of ordinary shares outstanding during the year used in calculating basic EPS	539,563,951	539,563,951
Weighted average number of ordinary shares and convertible securities outstanding during the year used in calculating diluted EPS	539,563,951	539,563,951
Basic earnings/(loss) per share (cents)	(0.07)	(0.76)
Diluted earnings/(loss) per share (cents)	(0.07)	(0.76)

6. Trade and other receivables

Trade receivables are recognised and carried at original invoice amount less a provision for any uncollected debts. An estimate for doubtful debts is made when collection of the full amount is no longer probable. Bad debts are written off as incurred.

	2018	2017
	\$	\$
Trade receivables	177,762	271,372
Prepayments	44,799	45,118
Accrued interest	51,504	37,286
Other receivables	30,015	222,324
Total current trade and other receivables	304,080	576,100

Aged analysis

At 30 June 2018, there were no past due trade receivables, bad debts or doubtful debts (2017: Nil). The ageing analysis of trade receivables is as follows:

0-30 days	177,762	271,372
31-60 days	-	-
61-90 days	-	-
	177,762	271,372

Notes to the consolidated financial statements

for the year ended 30 June 2018

6. Trade and other receivables (continued)

Allowance for impairment

Trade receivables are non-interest bearing and are generally on 30 to 60-day terms. A provision for impairment loss is recognised when there is objective evidence that an individual trade receivable is impaired. There is no impairment loss for the current year (2017: \$Nil) for the consolidated entity.

7. Property, plant equipment

Each class of property, plant and equipment is carried at cost or fair value less, where applicable, any accumulated depreciation and impairment losses. Cost includes purchase price, other directly attributable costs and the initial estimate of the costs of dismantling and restoring the asset, where applicable.

The carrying amount is reviewed annually by directors to ensure it is not in excess of the recoverable amount from these assets. The recoverable amount is assessed on the basis of the expected net cash flows that will be received from the assets employment and subsequent disposal. The expected net cash flows have been discounted to their present values in determining recoverable amounts. An asset's carrying amount is written down immediately to its recoverable amount if the asset's carrying amount is greater than its estimated recoverable amount.

Depreciation

The depreciable amount of all fixed assets is depreciated on a diminishing value basis over their useful lives to consolidated group commencing from the time the asset is held ready for use. Leasehold improvements are depreciated over the shorter of either the unexpired period of the lease or the estimated useful lives of the improvements.

The depreciation rates used for each class of depreciable asset are shown below:

Fixed asset class	Depreciation rate DV
Plant and equipment	8-50%
Leasehold improvements	10-16%

The assets' residual values and useful lives are reviewed, and adjusted if appropriate, at each reporting date.

	Plant and equipment	Leasehold improvements	Total
Cost			
Balance at 1 July 2017	367,891	146,882	514,773
Additions	3,410	-	3,410
Disposals	(598)	-	(598)
Foreign exchange movement	(13,616)	(5,437)	(19,053)
Balance June 2018	357,087	141,445	498,532
Accumulated Depreciation			
Balance at 1 July 2017	114,858	22,619	137,477
Depreciation expense	48,069	13,996	62,065
Disposals	(120)	-	(120)
Foreign exchange movement	(2,560)	(2,769)	(5,329)
Balance June 2018	160,247	33,846	194,093
Carrying Amount June 2018	196,840	107,599	304,439
Carrying Amount June 2017	253,033	124,263	377,296

Notes to the consolidated financial statements for the year ended 30 June 2018

8. Trade and other payables

Liabilities for trade creditors and other amounts are carried at cost which is the fair value of the consideration to be paid in the future for goods and services received, whether or not billed to the consolidated entity.

	2018 \$	2017 \$
Unsecured liabilities		
Trade payables	304,573	876,051
Other payables	10,690	12,361
Related party payables	3,610	10,271
Accrued expenses	95,245	175,478
Total trade payables and other payables	414,118	1,074,161

All amounts are short term and the carrying values are considered to be a reasonable approximation of fair value.

9. Provisions

Provisions are recognised when consolidated entity has a legal or constructive obligation, as a result of past events, for which it is probable that an outflow of economic benefits will result, and that outflow can be reliably measured.

Provision is made for the company's liability for employee benefits arising from services rendered by employees to balance date. Employee benefits that are expected to be settled within one year have been measured at the amounts expected to be paid when the liability is settled, plus related on costs. Employee benefits payable later than one year have been measured at present value of the estimated future cash outflows to be made for those benefits.

	2018 \$	2017 \$
Opening balance	101,859	89,236
Leave accrued	114,823	150,731
Leave taken	(157,330)	(138,108)
Balance at end of the year	59,352	101,859

10. Issued Capital

	No. of shares	Issue price	\$
Balance as at 1 July 2016	496,488,428		68,406,383
Issued shares	74,327,653	0.08	6,311,865
Share issue transaction costs net of tax			(378,478)
Balance as at 30 June 2017	570,816,081		74,339,770
Issued shares	625,000	0.07	40,750
Share issue transaction costs net of tax			(9,450)
Balance as at 30 June 2018	571,441,081		74,371,070

Ordinary Shares

Ordinary shares entitle the holder to receive dividends as declared and, in the event of winding up the company, to participate in the proceeds from the sale of all surplus assets in proportion to the number of and amounts paid up on shares held. Ordinary shares entitle their holder to one vote, either in person or by proxy, at a meeting of the company.

The company does not have par value in respect of its shares.

Notes to the consolidated financial statements for the year ended 30 June 2018

10. Issued capital (continued)

Options

The fair value of options is recognised as a benefit to directors/employees. The fair value is measured at the grant date and recognised over the period during which the options vest to the directors/employees.

The fair value at the grant date is independently determined using the Black Scholes binomial convergence model for the employee's options. These models take into account the exercise price, the life of the option, the current price of the underlying share, the expected volatility of the share price and the risk-free rate for the life of the option.

For information relating to the Living Cell Technologies Limited employee option plan, including details of options issued, exercised and lapsed during the financial year and the options outstanding at year-end, as well as information relating to share options issued to key management personnel during the financial year, refer to the Remuneration Report in section 5 of the Directors' Report and Key Management Personnel compensation in note 14.

The weighted average fair value of options granted during the year was \$0.06 (2017: \$0.04)

Capital management

Capital of consolidated entity is managed to safeguard the ability to continue as a going concern so that it can provide returns to shareholders and benefits to other stakeholders and to maintain an optimal capital structure. The capital risk management policy remains unchanged from the 30 June 2017 Annual Report.

Consolidated entity's capital comprises shares.

There are no externally imposed capital requirements.

Consolidated entity manages the group's capital structure by assessing the group's financial risks and adjusting the capital structure in response to changes in these risks and the market. These responses include the issue of additional shares and/or convertible securities.

11. Reserves

Foreign currency translation reserve

The foreign currency translation reserve comprises all translation exchange differences arising on the retranslation of opening net assets together with differences between the statement of profit or loss and other comprehensive income translated at average and closing rates. It also includes adjustments in relation to investments in foreign operations.

Option reserve

The option reserve reflects the accumulated expenses associated with the granting of outstanding options to directors and staff.

12. Currency translation rates

	NZD	NZD
	2018	2017
Year-end rates used for the consolidated statement of financial position, to translate the following currencies into Australian dollars (AUD), are:	0.91	0.95
Weighted average rates for the year used for the consolidated statements of profit or loss and other comprehensive income and cash flows, to translate the following currencies into Australian dollars (AUD), are:	0.92	0.94

NZD = NZ dollar;

Notes to the consolidated financial statements for the year ended 30 June 2018

13. Capital and leasing commitments

	2018 \$	2017 \$
Minimum lease payments:		
Within 12 months	193,897	154,082
Between 12 months and 5 years	100,479	193,683
Greater than 5 years	-	-
Total	294,376	347,765

Finance leases

The consolidated entity has no finance leases (2017: Nil).

Capital commitments

The consolidated entity has no capital commitments (2017: Nil).

14. Key management personnel disclosures

Key management personnel remuneration included within employee expenses for the year is shown below

	2018 \$	2017 \$
Short term employee benefits	626,790	767,910
Post-employment benefits	4,284	7,917
Share-based payments	31,980	34,042
Total	663,054	809,869

Short-term employee benefits

These amounts include fees and benefits paid to the non-executive Chair and non-executive directors as well as all salary, paid leave benefits, fringe benefits and cash bonuses awarded to executive directors and other KMP.

Post-employment benefits

These amounts are the current-year's estimated costs of providing for the group's, superannuation contributions made during the year.

Other long-term benefits

These amounts represent long service leave benefits accruing during the year.

Share-based payments

These amounts represent the expense related to the participation of KMP in equity-settled benefit schemes as measured by the fair value of the options, rights and shares granted on grant date.

The remuneration report contained in the directors' report contains details of the remuneration paid or payable to each member of the consolidated entity's key management personnel for the year ended 30 June 2018.

Other key management personnel transactions

For details of other transactions with key management personnel, refer to note 16: Related party transactions.

Notes to the consolidated financial statements for the year ended 30 June 2018

15. Controlled entities

Principles of consolidation

All controlled entities have a 30 June financial year end.

As at year end the assets, liabilities of all controlled entities have been included in the consolidated financial statements as well as their results for the year. The directors have deemed that control is achieved where the company has the power to govern the financial and operating policies of an entity so as to obtain benefits from its activities.

All inter-company balances and transactions between entities in the consolidated entity, including any unrealised profits or losses, have been eliminated on consolidation. Accounting policies of subsidiaries have been changed where necessary to ensure consistency with those policies applied by the parent entity. The consolidated financial statements include the financial position and performance of controlled entities from the date on which control is obtained until the date that control is lost.

	Country of Incorporation	Percentage Owned (%) 2018	Percentage Owned (%) 2017
Parent entity and ultimate parent of the group:			
Living Cell Technologies Ltd	Australia		
Subsidiaries:			
Living Cell Products Pty Ltd	Australia	100	100
LCT Australia Pty Ltd	Australia	100	100
Living Cell Technologies New Zealand Ltd	New Zealand	100	100
NeurotrophinCell Pty Ltd	Australia	100	100
Diatranz Otsuka Limited	New Zealand	-	50

- Percentage of voting power is in proportion to ownership.

16. Related parties

Parent entity:

The parent entity and ultimate parent entity of the group is Living Cell Technologies Limited.

Subsidiaries

Subsidiaries are detailed in note 15 to the financial statements.

Related Party

Diatranz Otsuka Limited (DOL) is accounted for using the equity method. The companies provide services to each other on a cost-plus margin basis. During the year Living Cell Technologies Limited sold its 50% shareholding in the joint venture company Diatranz Otsuka Limited to the other 50% shareholder, Otsuka Pharmaceutical Factory Inc (OPF) for \$3,000,000. DOL remains a related party as OPF remain a significant shareholder of Living Cell Technologies.

consolidation. All inter-company loan transactions to and from subsidiaries and with the parent entity are fully provided for.

Notes to the consolidated financial statements for the year ended 30 June 2018

16. Related parties (continued)

Loans

All loan balances between companies in the consolidated entity have been fully provided for and eliminated on

Key management personnel

Disclosures relating to key management personnel have been set out in note 14 and the Directors' Report.

Entities subject to significant influence by consolidated entity

An entity over which consolidated entity has the power to participate in the financial and operating policy decisions but does not have control over those policies. Significant influence may be gained by share ownership, statute or agreement.

Subsidiaries

The consolidated financial statements include the financial statements of Living Cell Technologies Limited and its subsidiaries. For details of subsidiaries, see note 15.

	2018	2017
	\$	\$
Related party balances		
Payable to:		
DOL	3,610	10,271
Total Payables	3,610	10,271
Receivable from:		
DOL	16,474	10,894
Total Receivable	16,474	10,894
Related party transactions		
Services fee revenues from DOL	121,404	115,279
Purchase of products and services from DOL	101,437	229,066

17. Parent entity disclosures

	2018	2017
	\$	\$
Statement of financial position		
Current assets	4,720,068	7,463,533
Total assets	4,720,068	7,463,533
Current liabilities	(111,798)	(78,936)
Total liabilities	(111,798)	(78,936)
Net assets	4,608,270	7,384,597
Accumulated losses	(69,922,574)	(67,137,880)
Issued capital	74,371,073	74,339,773
Reserves	159,771	182,704
Total Equity	4,608,270	7,384,597
Statement of profit or loss and other comprehensive income		
Profit/(loss) after income tax	2,218,621	(545,489)
Total comprehensive income	2,218,621	(545,489)

The parent company has no guarantees, contingent liabilities or capital commitments as at 30 June 2018 and 30 June 2017.

Notes to the consolidated financial statements for the year ended 30 June 2018

18. Cash flow information

	2018 \$	2017 \$
Cash at the end of the financial year as shown in the is reconciled to items in the consolidated statement of financial position as follows:		
Cash and cash equivalents	6,861,663	7,530,033
The company also has two business MasterCard facilities with Westpac New Zealand totally \$206,000.00. These are both undrawn at year end.		
Cash and cash equivalents include cash on hand, deposits held at call with banks, other short term highly liquid investments.		
Reconciliation of result for the year to cash flows from operating activities		
Profit/(loss) for the year	(374,492)	(4,090,257)
Cash flows excluded from profit attributable to operating activities		
Non-cash flows in loss		
- depreciation	62,065	75,116
- Net loss on disposal of asset	163	-
- Sale of joint venture	(3,000,000)	-
- net foreign currency (gains)/losses	125,790	92,971
- share options expensed	(22,935)	(6,241)
Changes in assets and liabilities:		
- (increase)/decrease in trade and other receivables	272,020	(179,684)
- (increase)/decrease in other assets	69,633	1,417
- increase/(decrease) in trade and other payables	(660,043)	723,977
- increase/(decrease) in employee benefits	(42,507)	12,623
Cash flow used in operations	(3,570,306)	(3,370,078)

19.

19. Segment reporting

General information

Identification of reportable segments

The group has identified its operating segments based on the internal reports that are reviewed and used by the board of directors (chief operating decision makers) in assessing performance and determining the allocation of resources.

The group is managed primarily on the basis of product category and service offerings as the diversification of the group's operations inherently have notably different risk profiles and performance assessment criteria. Operating segments are therefore determined on the same basis.

The consolidated entity only operates one business segment being the research and development into living cell technologies, predominantly in New Zealand.

Notes to the consolidated financial statements for the year ended 30 June 2018

20. Financial risk management

The consolidated entity's principal financial instruments comprise receivables, payables, cash and short-term deposits. These activities expose the group to a variety of financial risks: market risk (including foreign currency risk and interest rate risk), credit risk and liquidity risk.

The group manages the different types of risks to which it is exposed by considering risk and monitoring levels of exposure to interest rate and foreign currency risk and by being aware of market forecasts for interest rates and foreign exchange rates. The group's policy is to invest in a spread of maturities to manage interest rate risk and to invest in currencies in approximate proportions of forecast expenditure to manage foreign exchange risk.

The group holds the following financial instruments

	2018	2017
	\$	\$
Financial Assets		
Cash and cash equivalents	6,861,663	7,530,033
Trade and other receivables	259,281	530,982
Total financial assets	7,120,944	8,061,015
Financial Liabilities		
Financial liabilities at amortised cost	-	-
Trade and other payables	308,184	898,683
Total financial liabilities	308,184	898,683

Liquidity risk

The consolidated entity manages liquidity risk by monitoring forecast cash flows and ensuring that sufficient working capital is available to enable the company to maintain adequate reserves to allow the company to achieve identified strategic objectives.

The tables below analyse the consolidated entity's financial assets and liabilities. The amounts disclosed in the table are the contractual cash flows.

	Within 1 Year		1 to 5 Years		Over 5 Years	
	2018	2017	2018	2017	2018	2017
	\$	\$	\$	\$	\$	\$
Financial assets - cash flows realisable						
Trade and other receivables	259,281	530,982	-	-	-	-
Trade and other payables	(308,184)	(898,683)	-	-	-	-
Total anticipated outflows	(48,903)	(367,701)	-	-	-	-

Interest rate risk

The group's exposure to market interest rates relates primarily to the group's short-term deposits held. The company manages this risk by investing in term deposits ranging from call to 12 months. This investment policy is adopted to manage risks and enhance returns.

Notes to the consolidated financial statements for the year ended 30 June 2018

20. Financial risk management (continued)

Interest rate risk sensitivity analysis

At 30 June 2018, the effect on profit/(loss) and equity as a result of changes in the interest rate, based on interest income at the average rate for the year, with all other variables remaining constant would be as follows:

	2018	2017
	\$	\$
+ 1% (100 basis points)	57,316	65,480
- 0.5% (50 basis points)	(28,658)	(32,740)

The consolidated entity's activities expose it to the risk of changes in foreign currency exchange rates and interest rates. These risks are managed at a company and consolidated level through sensitivity analysis. There has been no change to the consolidated entity's exposure to market risks or the way it manages and measures the risk from the previous period.

Credit risk

The maximum exposure to credit risk, excluding the value of any collateral or other security, at balance date to recognise financial assets, is the carrying amount, net of any allowances for doubtful debts, as disclosed in the statement of financial position and notes to the financial statements.

Receivable balances are monitored on an on-going basis with the result that the consolidated entity's exposure to bad debts is not significant. There are no significant concentrations of credit risk.

Foreign currency risk

Foreign currency risk is the risk that the fair value or future cash flows of a financial instrument will fluctuate because of changes in foreign exchange rates. The consolidated entity's exposure to the risk of changes in foreign exchange rates relates primarily to operating activities (when revenue or expense is denominated in a different currency from the consolidated entity's presentation currency and the net investment in foreign subsidiaries. The following table shows the foreign currency risk on the financial assets and liabilities of consolidated entity's operations denominated in currencies other than the presentation currency of operations.

2018	NZD Total
Consolidated	
Cash and cash equivalents	2,253,742
Trade and other receivables	237,901
Trade and other payables	(280,448)
2017	
Consolidated	
Cash and cash equivalents	4,228,690
Trade and other receivables	401,058
Trade and other payables	(862,897)

Foreign currency risk sensitivity analysis

The following sensitivity analysis is based on the foreign currency risk exposures in existence at the end of the reporting period.

Notes to the consolidated financial statements for the year ended 30 June 2018

20. Financial risk management (continued)

The consolidated entity is mainly exposed to New Zealand dollars (NZD). The table demonstrates the sensitivity of profit before tax to a reasonably possible change in the AUD/NZD exchange rate.

A fluctuation of the New Zealand dollar would have impacted equity and profit or loss by the amounts shown below. This analysis assumes that other variables are held constant.

	Increase by 5%	Decrease by 5%
2018	107,989	(119,357)
2017	166,876	(184,441)

Price risk

Consolidated Entity is not exposed to any material commodity price risk.

21. Remuneration of auditors

	2018	2017
Remuneration of the auditor of the parent entity, BDO, for:	\$	\$
– Auditing or reviewing the consolidated financial report and the Australian based subsidiaries	80,000	75,500
Remuneration of other auditors of subsidiaries for:		
– Auditing the New Zealand based subsidiaries	13,130	14,215
– Other services	2,778	2,870
Total	95,908	92,585

Other services comprise of a review of the LCTNZ accounts for a Callaghan Innovation Grant application.

22. Contingent assets and liabilities

The Company had a bank bond of \$42,179 for Pig facility lease, secured by a term deposit, was on issue at 30 June 2018 (2017 \$41,199).

In the opinion of the of the directors, the company did not have any other contingencies as at 30 June 2018 (2017; nil)

There have been no unfulfilled conditions and other contingencies attached to government assistance.

23. Events occurring after the reporting date

No matters or circumstances have arisen since the end of the financial year which significantly affected or could significantly affect the operations of consolidated entity, the results of those operations, or the state of affairs of consolidated entity in future financial years.

24. Summary of significant accounting policies

(a) Inventories

Inventories of raw materials are measured at the lower of weighted average cost and net realisable value.

(b) Biological assets

The Auckland Island pig herd has been recorded at cost and not depreciated, as fair value cannot be reliably measured, given the highly specialised and unique characteristics of the pig herd.

Notes to the consolidated financial statements for the year ended 30 June 2018

24. Summary of significant accounting policies (continued)

(c) Joint venture

Interest in joint venture operations

On 1 November 2011, the parent entity, Living Cell Technologies Limited (LCT), settled the formation of a 50/50 owned joint venture, Diatranz Otsuka Limited (DOL), with Otsuka Pharmaceutical Factory, Inc. (OPF) to accelerate the commercialisation of DIABECCELL.

LCT and OPF have established joint control by each shareholder appointing two directors. These directors make decisions in relation to the relevant activities of Diatranz Otsuka Limited. There are no commitments by either shareholder to Diatranz Otsuka Limited.

In October 2014 DOL licenced OPF to use DIABECCELL IP in USA and Japan and in 2015 DOL decided to concentrate its R&D activities on supporting the development of DIABECCELL in USA rather than NZ. Once registered in the US, DOL retains the royalty free right to commercialise the FDA approved product in the rest of the world.

The companies provide services to each other at commercial rates.

The company during the year sold its 50% shareholding in the joint venture company Diatranz Otsuka Limited to the other 50% shareholder, Otsuka Pharmaceutical Factory Inc (OPF) for \$3,000,000.

(d) Foreign currency transactions and balances

Functional and presentation currency

The functional currency of each of consolidated entity's entities is measured using the currency of the primary economic environment in which that entity operates. The consolidated financial statements are presented in Australian dollars which is the parent entity's functional and presentation currency.

Transaction and balances

Foreign currency transactions are translated into functional currency using the exchange rates prevailing at the date of the transaction. Foreign currency monetary items are translated at the year-end exchange rate. Non-monetary items measured at historical cost continue to be carried at the exchange rate at the date of the transaction. Non-monetary items measured at fair value are reported at the exchange rate at the date when fair values were determined.

Exchange differences arising on the translation of monetary items are recognised in the statement of profit or loss and other comprehensive income, except where deferred in equity as a qualifying cash flow or net investment hedge.

Exchange differences arising on the translation of non-monetary items are recognised directly in equity to the extent that the gain or loss is directly recognised in equity; otherwise the exchange difference is recognised in the statement of profit or loss and other comprehensive income. Foreign currency transactions are recorded at the spot rate on the date of the transaction.

Group companies

The financial results and position of foreign operations whose functional currency is different from consolidated entity's presentation currency are translated as follows:

- assets and liabilities are translated at year-end exchange rates prevailing at that reporting date;
- income and expenses are translated at average exchange rates for each month during the period; and
- retained earnings are translated at the exchange rates prevailing at the date of the transaction.

Exchange differences arising on translation of foreign operations are transferred directly to consolidated entity's foreign currency translation reserve in the consolidated statement of financial position. These differences are recognised in the consolidated statement of profit or loss and other comprehensive income in the period in which the operation is disposed.

Notes to the consolidated financial statements for the year ended 30 June 2018

24. Summary of significant accounting policies (continued)

(e) Comparative amounts

When required by accounting standards, comparative figures have been adjusted to conform to changes in presentation for the current financial year.

Where a change in comparatives has also affected the opening retained earnings previously presented in a comparative period, an opening consolidated statement of financial position at the earliest date of the comparative period has been presented.

(f) Goods and services tax (GST)

Revenues, expenses and assets are recognised net of the amount of GST, except where the amount of GST incurred is not recoverable from the tax authorities. In these circumstances, the GST is recognised as part of the cost of acquisition of the asset or as part of an item of the expense. Receivables and payables in the statement of financial position are shown inclusive of GST.

Cash flows are presented in the statement of cash flows on a gross basis, except for the GST component of investing and financing activities, which are disclosed as operating cash flows.

(g) Adoption of new and revised accounting standards

The Consolidated Entity has adopted all the new, revised or amending Accounting Standards and Interpretations issued by the Australian Accounting Standards Board ('AASB') that are mandatory for the current reporting period.

(h) Accounting standards and interpretations issued but not yet effective

Accounting Standards issued by the AASB that are not yet mandatorily applicable to the Group, together with an assessment of the potential impact of such pronouncements on the Group when adopted in future periods, are discussed below:

AASB 15: Revenue from Contracts with Customers (applicable to annual reporting periods beginning on or after 1 January 2018).

When effective, this Standard will replace the current accounting requirements applicable to revenue with a single, principles-based model. Apart from a limited number of exceptions, including leases, the new revenue model in AASB 15 will apply to all contracts with customers as well as non-monetary exchanges between entities in the same line of business to facilitate sales to customers and potential customers.

The core principle of the Standard is that an entity will recognise revenue to depict the transfer of promised goods or services to customers in an amount that reflects the consideration to which the entity expects to be entitled in exchange for the goods or services. To achieve this objective, AASB 15 provides the following five-step process:

- identify the contract(s) with a customer;
- identify the performance obligations in the contract(s);
- determine the transaction price;
- allocate the transaction price to the performance obligations in the contract(s); and
- recognise revenue when (or as) the performance obligations are satisfied.

The transitional provisions of this Standard permit an entity to either: restate the contracts that existed in each prior period presented per AASB 108: Accounting Policies, Changes in Accounting Estimates and Errors (subject to certain practical expedients in AASB 15); or recognise the cumulative effect of retrospective application to incomplete contracts on the date of initial application. There are also enhanced disclosure requirements regarding revenue.

Although the directors anticipate that the adoption of AASB 15, however due to the current trading environment we believe this to have no impact on the Group's financial statements.

Notes to the consolidated financial statements for the year ended 30 June 2018

24. Summary of significant accounting policies (continued)

At present the company has two contracts with customers; a service contract and a grant contract. Revenue from these contracts is recognised when the performance obligations are satisfied. When this standard is effective the company envisages that it will have more contracts with customers, and revenue will be recognised in accordance with the standard.

AASB 16 Leases

This standard is applicable to annual reporting periods beginning on or after 1 January 2019. When effective, this Standard will replace the current accounting requirements applicable to leases in AASB 117: Leases and related Interpretations. AASB 16 introduces a single lessee accounting model that eliminates the requirement for leases to be classified as operating or finance leases. The main changes introduced by the new Standard include recognition of a right-to-use asset and liability for all leases (excluding short-term leases with less than 12 months of tenure and leases relating to low-value assets); depreciation of right-to-use assets in line with AASB 116: Property, Plant and Equipment in profit or loss and unwinding of the liability in principal and interest components; variable lease payments that depend on an index or a rate are included in the initial measurement of the lease liability using the index or rate at the commencement date; by applying a practical expedient, a lessee is permitted to elect not to separate non-lease components and instead account for all components as a lease; and additional disclosure requirements. The transitional provisions of AASB 16 allow a lessee to either retrospectively apply the Standard to comparatives in line with AASB 108 or recognise the cumulative effect of retrospective application as an adjustment to opening equity on the date of initial application. The consolidated entity will adopt this standard from 1 July 2019. On adoption, the consolidated entity will be required to capitalise operating lease commitments (as disclosed in Note 13) on the balance sheet. This will result in a non-current asset representing the right-of-use asset inherent in the lease, and the related current and non-current liability associated with the future lease payments. The asset will be valued at the present value of future minimum lease payments and depreciated over the term of the lease. No current Lease have been signed and will have no impact on the Group's financial statements.

AASB 9 Financial Instruments

This standard is applicable to annual reporting periods beginning on or after 1 January 2018 and standard replaces all previous versions of AASB 9 and completes the project to replace IAS 39 'Financial Instruments: Recognition and Measurement'. AASB 9 introduces new classification and measurement models for financial assets. A financial asset shall be measured at amortised cost, if it is held within a business model whose objective is to hold assets in order to collect contractual cash flows, which arise on specified dates and solely principal and interest. All other financial instrument assets are to be classified and measured at fair value through profit or loss unless the entity makes an irrevocable election on initial recognition to present gains and losses on equity instruments (that are not held-for-trading) in other comprehensive income ('OCI'). For financial liabilities, the standard requires the portion of the change in fair value that relates to the entity's own credit risk to be presented in OCI (unless it creates an accounting mismatch). New simpler hedge accounting requirements are intended to more closely align the accounting treatment with the risk management activities of the entity. New impairment requirements will use an 'expected credit loss' ('ECL') model to recognise an allowance. Impairment will be measured under a 12 month ECL method unless the credit risk on a financial instrument has increased significantly since initial recognition in which case the lifetime ECL method is adopted. The standard introduces additional disclosures. The entity has both short term trade receivables. When this standard is adopted, the entity's loss allowance on trade receivable may increase due to the change to an expected credit loss method. The change is applied retrospectively, however comparatives need not be retrospectively restated. Instead, the cumulative effect of applying the change for the first time is recognised as an adjustment to the opening balance of retained earnings on 1 January 2018.

25. Company Details

The registered office of the company is:

Living Cell Technologies Limited

Level 7, 330 Collins Street
Melbourne VIC 3000

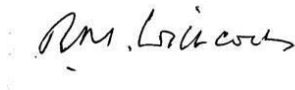
Australia

Director's declaration

The directors of Living Cell Technologies Limited declare that:

1. the financial statements and notes for the year ended 30 June 2018 are in accordance with the *Corporations Act 2001* and:
 - comply with the Corporations Regulations 2001 and the Accounting Standards, which, as stated in accounting policy note 1 to the financial statements, constitutes explicit and unreserved compliance with International Financial Reporting Standards (IFRS); and
 - give a true and fair view of the financial position and performance of the consolidated entity;
2. the Chief Executive Officer and Chief Finance Officer have given the declarations required by Section 295A that:
 - the financial records of the Company for the financial year have been properly maintained in accordance with section 286 of the Corporations Act 2001;
 - the financial statements and notes for the financial year comply with the Accounting Standards; and
 - the financial statements and notes for the financial year give a true and fair view.
3. in the directors' opinion, there are reasonable grounds to believe that the Company will be able to pay its debts as and when they become due and payable.

This declaration is made in accordance with a resolution of the board of directors.



Robert Willcocks
Director

Dated: 30 August 2018

INDEPENDENT AUDITOR'S REPORT

To the members of Living Cell Technologies Limited

Report on the Audit of the Financial Report

Opinion

We have audited the financial report of Living Cell Technologies Limited (the Company) and its subsidiaries (the Group), which comprises the consolidated statement of financial position as at 30 June 2018, the consolidated statement of profit or loss and other comprehensive income, the consolidated statement of changes in equity and the consolidated statement of cash flows for the year then ended, and notes to the financial report, including a summary of significant accounting policies and the directors' declaration.

In our opinion the accompanying financial report of the Group, is in accordance with the *Corporations Act 2001*, including:

- (i) Giving a true and fair view of the Group's financial position as at 30 June 2018 and of its financial performance for the year ended on that date; and
- (ii) Complying with Australian Accounting Standards and the *Corporations Regulations 2001*.

Basis for opinion

We conducted our audit in accordance with Australian Auditing Standards. Our responsibilities under those standards are further described in the *Auditor's responsibilities for the audit of the Financial Report* section of our report. We are independent of the Group in accordance with the *Corporations Act 2001* and the ethical requirements of the Accounting Professional and Ethical Standards Board's APES 110 *Code of Ethics for Professional Accountants* (the Code) that are relevant to our audit of the financial report in Australia. We have also fulfilled our other ethical responsibilities in accordance with the Code.

We confirm that the independence declaration required by the *Corporations Act 2001*, which has been given to the directors of the Company, would be in the same terms if given to the directors as at the time of this auditor's report.

We believe that the audit evidence we have obtained is sufficient and appropriate to provide a basis for our opinion.

Key audit matters

Key audit matters are those matters that, in our professional judgement, were of most significance in our audit of the financial report of the current period. These matters were addressed in the context of our audit of the financial report as a whole, and in forming our opinion thereon, and we do not provide a separate opinion on these matters.

Going Concern

<i>Key audit matter</i>	<i>How the matter was addressed in our audit</i>
<p>Note 1 (c) to the financial report discloses the going concern assumption and the Group's ability to fund the ongoing research, corporate and operating expenses.</p> <p>The Group's annual going concern assessment is a key audit matter due to the size of research and operational expenditure activities, the Group's history of operating losses and negative operating cash flows (excluding the one-off sale of its joint venture in the current year) and the degree of estimation and assumptions required to be made by the Group concerning future cash flows.</p>	<p>In assessing the going concern assumption and the Group's future expenditure we undertook, amongst others, the following audit procedures:</p> <ul style="list-style-type: none"> • Reviewed management's assumptions in the cash flow forecasts to assess whether current cash levels along with expected cash inflows and expenditure can sustain the operations of the Group for a period of at least 12 months from the date of signing of the financial statements. • Assessing the accuracy of the forecasts by comparing previous forecasts with the Group's actual results. • Assessing the adequacy of the Group's disclosures within the consolidated financial statements.

Other information

The directors are responsible for the other information. The other information comprises the information in the Group's annual report for the year ended 30 June 2018, but does not include the financial report and the auditor's report thereon.

Our opinion on the financial report does not cover the other information and we do not express any form of assurance conclusion thereon.

In connection with our audit of the financial report, our responsibility is to read the other information and, in doing so, consider whether the other information is materially inconsistent with the financial report or our knowledge obtained in the audit or otherwise appears to be materially misstated.

If, based on the work we have performed, we conclude that there is a material misstatement of this other information, we are required to report that fact. We have nothing to report in this regard.

Responsibilities of the directors for the Financial Report

The directors of the Company are responsible for the preparation of the financial report that gives a true and fair view in accordance with Australian Accounting Standards and the *Corporations Act 2001* and for such internal control as the directors determine is necessary to enable the preparation of the financial report that gives a true and fair view and is free from material misstatement, whether due to fraud or error.

In preparing the financial report, the directors are responsible for assessing the ability of the group to continue as a going concern, disclosing, as applicable, matters related to going concern and using the going concern basis of accounting unless the directors either intend to liquidate the Group or to cease operations, or has no realistic alternative but to do so.

Auditor's responsibilities for the audit of the Financial Report

Our objectives are to obtain reasonable assurance about whether the financial report as a whole is free from material misstatement, whether due to fraud or error, and to issue an auditor's report that includes our opinion. Reasonable assurance is a high level of assurance, but is not a guarantee that an audit conducted in accordance with the Australian Auditing Standards will always detect a material misstatement when it exists. Misstatements can arise from fraud or error and are considered material if, individually or in the aggregate, they could reasonably be expected to influence the economic decisions of users taken on the basis of this financial report.

A further description of our responsibilities for the audit of the financial report is located at the Auditing and Assurance Standards Board website (<http://www.auasb.gov.au/Home.aspx>) at:

http://www.auasb.gov.au/auditors_responsibilities/ar1.pdf

This description forms part of our auditor's report.

Report on the Remuneration Report

Opinion on the Remuneration Report

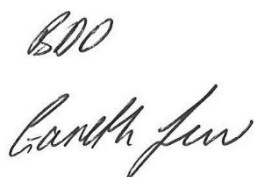
We have audited the Remuneration Report included in the directors' report for the year ended 30 June 2018.

In our opinion, the Remuneration Report of Living Cell Technologies Limited, for the year ended 30 June 2018, complies with section 300A of the *Corporations Act 2001*.

Responsibilities

The directors of the Company are responsible for the preparation and presentation of the Remuneration Report in accordance with section 300A of the *Corporations Act 2001*. Our responsibility is to express an opinion on the Remuneration Report, based on our audit conducted in accordance with Australian Auditing Standards.

BDO East Coast Partnership



Gareth Few
Partner

Sydney, 30 August 2018

Additional information for listed public companies

30 June 2018

ASX Additional Information

Additional information required by the ASX Listing Rules and not disclosed elsewhere in this report is set out below. This information is effective as at 28th August 2018.

Substantial shareholders

The number of substantial shareholders and their associates are set out below:

Shareholders	Number of shares
nil	nil

Voting rights

Ordinary Shares

On a show of hands, every member present at a meeting in person or by proxy shall have one vote and upon a poll each share shall have one vote.

Options

No voting rights.

Distribution of equity security holders at 28 August 2018

Holding	Holders	Shares
1 - 1,000	169	38,980
1,001 - 5,000	412	1,301,417
5,001 - 10,000	364	3,002,595
59610,001 - 100,000	1,382	55,369,312
100,000 and over	509	511,728,677
	2,836	571,440,981

There were 407 holders of less than a marketable parcel of ordinary shares.

Twenty largest shareholders at 28 August 2018

	Number held	% of issued shares
HSBC Custody Nominees (Australia) Ltd	56,142,672	10
National Nominees Limited	26,326,158	5
Otsuka Pharmaceutical Factory, Inc.	25,000,000	4
Investment Custodial Services Limited	21,784,269	4
Navigroup Management Limited	20,213,249	4
Waiaua Bay Farm Limited	16,548,466	3
Masfen Securities Limited	15,190,788	3
Peter C Cooper and Susan E Cooper	14,705,195	3
Jiangsu Aosaikang Pharmaceutical Co	14,334,080	3
Citicorp Nominees PTY Limited	14,247,345	2
BNP Paribas Nominees PTY Limited	12,113,913	2
Hephizbah PTY Ltd	11,203,439	2
Forsyth Barr Custodians Limited	11,132,925	2
Peter C Cooper	9,195,670	2
ASB Nominees Limited	8,000,000	1
Mr Terence Roland Harrison	7,099,471	1
Custodial Services Limited	6,825,556	1
J P Morgan Nominees Australia Limited	6,600,015	1
Natalie Parke Trustee Limited	5,149,537	1
SC Trustee Limited	5,149,537	1

Securities exchange

The company is listed on the Australian Securities Exchange.