

Deal Name: **Driver Australia Three**

Issuer: Perpetual Corporate Trust Limited (ABN 99 000 341 533)
of Level 18, 123 Pitt Street,
Sydney NSW 2000 Australia
in its capacity as trustee of the Driver Australia Three Trust.

Originator of the Receivables: Volkswagen Financial Services Australia Pty Ltd

Seller of the Receivables: Volkswagen Financial Services Australia Pty Ltd

Servicer name: Volkswagen Financial Services Australia Pty Ltd

Reporting Entity: Volkswagen Financial Services Australia Pty Ltd
ABS Operations
(Physical Address)
Level 1, 24 Muir Road,
Chullora NSW 2190
(Postal Address)
Locked Bag 4002
Chullora NSW 2190

Contact: Phone: +61 2 9751 6257
Fax: +61 2 9695 6399
Email: ABSOperations.Australia@vwfs.com.au

Corporate Service Provider: Perpetual Corporate Trust Limited
(ABN 99 000 341 533)
of Level 18, 123 Pitt Street,
Sydney NSW 2000 Australia in its personal capacity.



Contents

Page	Table of Contents
1	Cover
2	Contents
3	Reporting Details
4	Parties Overview
5	Transaction Events I
6	Transaction Events II
7	Transaction Events III
8	Information regarding the Notes I
9	Information regarding the Notes II
10	Credit Enhancement
11	Swap Fixing / Waterfall
12	CRD Retention / Retention of Net Economic Interest
13	Amortisation Profile I
14	Amortisation Profile II
15	Run Out Schedule I
17	Run Out Schedule II
18	Outstanding Contracts I
20	Outstanding Contracts II
21	Arrears
23	Net Salvage Loss
24	Net Salvage After Recoveries
25	Pool Data I
27	Pool Data II
28	Pool Data III
30	Pool Data IV
32	Pool Data V
34	Pool Data VI
35	Pool Data VII
39	Pool Data VIII
41	Hardship Extensions
42	Engine Type
44	Contract Level Data

Reporting Details

Deal Overview

Pool Cut Date	31/03/2016	Publication Date:	17/09/2018 (16th of each month)
Scheduled Date of Clean-Up-Call	03/2020	Payment Date:	21/09/2018 (21st of each month)
Legal Maturity Date	21/05/2024	Reporting Date:	31/08/2018
Issue Date	28/04/2016	Asset Collection Period:	from 01/08/2018 until 31/08/2018
Period No.:	29	Interest Accrual Period	from 21/08/2018 until 21/09/2018
Reporting frequency:	Monthly	Note Payment Period:	from 21/08/2018 until 21/09/2018
Next Payment Date:	22/10/2018	Days accrued:	31

Vehicle Type at Pool Cut	Number of Contracts	Percentage of Contracts	Outstanding Discounted Receivables Balance	Percentage Outstanding Discounted Receivables Balance
New	13,101	84.55%	509,532,991.72 AUD	88.85%
Used	2,394	15.45%	63,934,761.83 AUD	11.15%
Total	15,495	100.00%	573,467,753.55 AUD	100.00%

Credit Type at Pool Cut	Number of Contracts	Percentage of Contracts	Outstanding Discounted Receivables Balance	Percentage Outstanding Discounted Receivables Balance
Hire Purchase	115	0.74%	2,513,734.59 AUD	0.44%
Chattel Mortgage	9,077	58.58%	370,787,134.21 AUD	64.66%
Consumer Loan	6,303	40.68%	200,166,884.75 AUD	34.90%
Total	15,495	100.00%	573,467,753.55 AUD	100.00%

Parties Overview

<p>Lead Managers:</p> <p>Australia and New Zealand Banking Group Limited (ABN 11 005 357 522) ANZ Tower 242 Pitt Street Sydney, NSW 2000 Australia</p> <p>The Hongkong and Shanghai Banking Corporation Limited, Sydney Branch (ABN 65 117 925 970) Level 10, HSBC Centre 580 George Street Sydney, NSW 2000 Australia</p>	<p>Security Trustee:</p> <p>P.T. Limited (ABN 67 004 454 666) Level 18 123 Pitt Street Sydney NSW 2000 Australia</p>
<p>Trustee:</p> <p>Perpetual Corporate Trust Limited (ABN 99 000 341 533) of Level 18, 123 Pitt Street, Sydney NSW 2000 Australia in its capacity as trustee of the Driver Australia Three Trust.</p>	<p>Trust Manager:</p> <p>Perpetual Nominees Limited (ABN 37 000 733 700) of Level 18, 123 Pitt Street, Sydney NSW 2000 Australia in its capacity as the trust manager for the Driver Australia Three Trust</p>
<p>Sub Trust Manager:</p> <p>Volkswagen Financial Services Australia Pty Limited (ABN 20 097 071 460) Level 1, 24 Muir Road, Chullora, NSW 2190</p>	<p>Account Bank:</p> <p>Australia and New Zealand Banking Group Limited (ABN 11 005 357 522) ANZ Tower 242 Pitt Street Sydney, NSW 2000 Australia</p>
<p>Clearing Systems:</p> <p>Austraclear Limited 30-32 Grosvenor Street. Sydney, NSW 2000</p>	<p>Swap Counterparty:</p> <p>Australia and New Zealand Banking Group Limited (ABN 11 005 357 522) ANZ Tower 242 Pitt Street Sydney, NSW 2000 Australia</p>
<p>Servicer:</p> <p>Volkswagen Financial Services Australia Pty Limited (ABN 20 097 071 460) Level 1, 24 Muir Road, Chullora, NSW 2190 email: ABSOperations.Australia@vwfs.com.au phone: +61 2 9751 6257</p>	<p>Rating Agencies:</p> <p>Fitch Ratings Attn.: Australia Surveillance Level 15, 77 King Street Sydney, NSW 2000 Australia email: australia.surveillance@fitchratings.com</p> <p>Standard & Poor's Attn.: Structured Finance Surveillance Level 45, 120 Collins Street Melbourne, VIC 3000 Australia email: mel_sfsurveillance@standardandpoors.com</p>

Transaction Events (I)

Clean-Up Call Condition

Percentage of Current Outstanding Discounted Receivables Balance	31.95%	
Min. Percentage of Outstanding Discounted Receivables Balance	10.00%	The Clean-Up-Call Condition is expected to be reached in 03/2020.

Clean-Up Call

VWFS Australia will have the right at its option to exercise a Clean-Up Call and to repurchase all (but not only some) of the Purchased Receivables from the Issuer at any time when the then outstanding Aggregate Discounted Receivables Balance is less than ten (10) per cent. of the Aggregate Cut-off Date Discounted Receivables Balance and, assuming the Transaction Documents are given full effect, all payment obligations under the Notes, including principal and accrued interest, will thereby be fulfilled in accordance with the Order of Priority (the Clean-up Call Conditions).

Repurchase of Receivables	Number of contracts	% of Contracts	Outstanding Discounted Receivables Balance	% of Outstanding Discounted Receivables Balance	Interest Compensation Payment	Re-Purchase Price
Current Period	-	0.00%	- AUD	0.00%	- AUD	- AUD
Previous Periods	-	0.00%	- AUD	0.00%	- AUD	- AUD
Total	-	0.00%	- AUD	0.00%	- AUD	- AUD

If a repurchase of receivables occurred, it would only result from non-eligibility as of the respective Pool Cut Date (which has been discovered at a later stage), a Legitimate Repudiation of a Receivables Contract, a Reloaded Contract or a Flat-Cancelled Contract.

Transaction Party Replacements

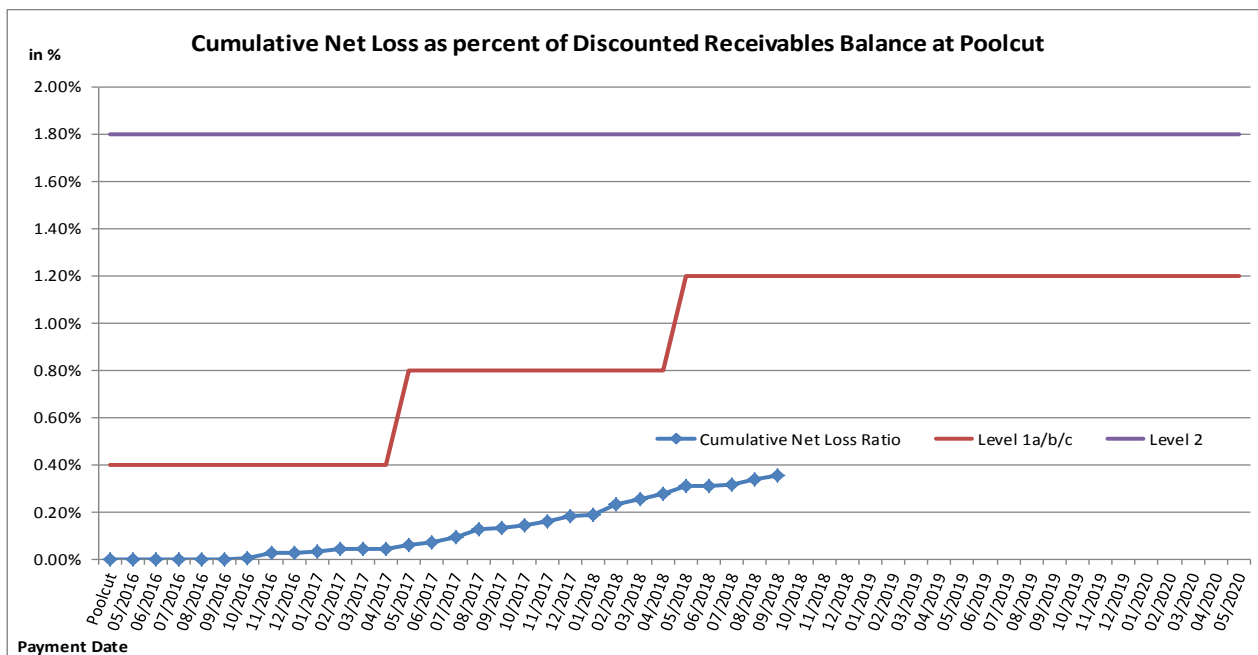
Capacity of Transaction Party	Date of Replacement	Reason for Replacement	Replaced Party	Replaced by

Transaction Events (II)

Credit Enhancement Increase Conditions

Level 1a Credit Enhancement Increase Condition - Cumulative Net Losses do not amount to 0.4% for any Payment Date prior to or during Apr 2017	NO
Level 1b Credit Enhancement Increase Condition - Cumulative Net Losses do not amount to 0.8% for any Payment Date from May 2017 but prior to or during Apr 2018	NO
Level 1c Credit Enhancement Increase Condition - Cumulative Net Losses do not amount to 1.2% for any Payment Date after Apr 2018	NO
Level 2 Credit Enhancement Increase Condition - Cumulative Net Losses do not amount to 1.8% for any Payment Date	NO

Net losses	Net Loss Amount
Net Salvage Loss registered in current Period	75,798.17 AUD
Cumulative Net Salvage Loss incl. current Period	2,014,726.43 AUD
Cumulative Net Salvage Loss as of the End of the Monthly Period	2,014,726.43 AUD
Discounted Balance as of Pool Cut Date	573,467,753.55 AUD
Cumulative Net Loss as percentage of Discounted Receivables Balance at Pool Cut	0.35132%



Transaction Events (III)

Account Bank:

Australia and New Zealand Banking Group Limited

Current Rating *

Minimum required Rating (if no short term Rating available, the higher long term rating is applicable)

or

Fitch			S&P		
Long Term	Short Term	Outlook	Long Term	Short Term	Outlook
AA-	F1+	Stable	AA-	A-1+	Negative
A	F1	-	A	A-1	-
A	F1	-	A+	-	-

If the Account Bank ceases to have the Account Bank Required Rating it shall, at its own cost,

(i) transfer the accounts to an Eligible Collateral Bank, or

(ii) provide a guarantee from an Eligible Guarantor, or

If none of the measures is taken within a given timespan, the Issuer may enter into new banking arrangements at its own initiative with another Account Bank.

(Please refer to the Prospectus for a complete description of the mechanism)

Required Rating:

Fulfilled

Swap Counterparty

Australia and New Zealand Banking Group Limited

Current Rating *

Minimum required Rating - Class A and Class B

or

Fitch			S&P		
Long Term	Short Term	Outlook	Long Term	Short Term	Outlook
AA-	F1+	Stable	AA-	A-1+	Negative
A	F1	-	A	A-1	-
A	F1	-	>A	-	-

If the Swap Bank falls below the above mentioned Minimum Rating (Level I) it shall provide Eligible Credit Support by means of Cash or certain types of Prime Debt Obligations

If the Swap Bank ceases to have the even lower Rating as an Eligible Swap Counterparty (Level II) it shall, at its own cost,

(i) transfer all rights and obligations under the Swap Agreement to another Eligible Swap Partner or

(ii) provide a guarantee from an Eligible Guarantor.

If none of the measures is taken within a given timespan, the Issuer may enter into new arrangements at its own initiative with another Swap Bank.

(Please refer to the Prospectus for a complete description of the mechanism)

Required Rating:

Fulfilled

Servicer

Volkswagen Financial Services Australia Pty Ltd

If the Monthly Remittance Condition is satisfied, VWFS Australia, as the Servicer, is required to pay collections of the Purchased Receivables (including proceeds from the disposition of any Financed Objects) received by it during each Monthly Period into the Distribution Account in a single deposit no later than the Payment Date for that Monthly Period.

If the Monthly Remittance Condition is not met, the Servicer must remit collections received by it in respect of the Purchased Receivables in accordance with the procedure outlined in detail in "ADMINISTRATION OF THE PURCHASED RECEIVABLES UNDER THE SERVICING AGREEMENT - Commingling".

**Monthly
Remittance
Condition:**

Not fulfilled

Information regarding the Notes I

Rating at Issue Date	Class A	Class B
S&P	AAA (sf)	AA- (sf)
Fitch	AAAsf	AA-sf

Current Rating	Class A	Class B
S&P	AAA (sf)	AA+ (sf)
Fitch	AAAsf	AAAsf

Information on Notes	Class A	Class B
Legal maturity date	21/05/2024	21/05/2024
Scheduled Clean Up Call	Mar 2020	Mar 2020
ISIN:	AU3FN0030474	AU3FN0030482
Common Code:	140060143	140060135
Nominal Amount	100,000.00 AUD	100,000.00 AUD

Information on Interest	Class A	Class B
Spread/ Margin	170 bps	265 bps
Index Rate	1-Month-BBSW	1-Month-BBSW
Fixed/Floating	floating	floating
Current Coupon	1-Month-BBSW + 170	1-Month-BBSW + 265
Day Count Convention	actual/365	actual/365

Information regarding the Notes II

Monthly Period:	08/2018
Payment Date:	21/09/2018
Interest Accrual Period (from/until)	from 21/08/2018 until 21/09/2018
Days accrued	31
Index Rate	1-Month-BBSW
Base Interest Rate:	1.8626%
Day Count Convention	actual/365

Interest Payments	Class A	Class B
Total Interest Amount of the Reporting Period	433,328.52 AUD	59,338.26 AUD
Paid Interest	433,328.52 AUD	59,338.26 AUD

Unpaid Interest	Class A	Class B
Unpaid Interest in the Reporting Period	- AUD	- AUD
Cumulative unpaid Interest	- AUD	- AUD

Note Balance	Class A	Class B
Note Balance as of Poolcut	500,000,000.00 AUD	31,000,000.00 AUD
Note Balance as of the Beginning of the Period	143,212,650.00 AUD	15,482,429.20 AUD
Redemption Amount per Class	7,616,100.00 AUD	823,356.90 AUD
Class Balance as of the End of the Period	135,596,550.00 AUD	14,659,072.30 AUD

Payments to Investors per note	Class A	Class B
Interest Per Note	86.67 AUD	191.41 AUD
Principal Repayment by note	1,523.22 AUD	2,655.99 AUD
Number of Notes	5,000	310
Note Factor	0.271193	0.472873

Overcollateralisation Percentage	Class A	Class B
Initial OC Percentage at Poolcut	12.8111%	7.4054%
Current OC Percentage	26.0000%	18.0000%
Target OC Percentage	26.0000%	18.0000%

Subordinated Loan	
Balance as of the Beginning of the Period	26,522,322.73 AUD
Redemption	1,971,523.86 AUD
Balance as of the End of the Period	24,550,798.87 AUD

Collateral Loan	
Balance as of the Beginning of the Period	12,616,113.04 AUD
Redemption	- AUD
Balance as of the End of the Period	12,616,113.04 AUD

Issuer Subordinated Notes	
Balance as of the Beginning of the Period	61,083.68 AUD
Issue/(Redemption)	- AUD
Balance as of the End of the Period	61,083.68 AUD

Credit Enhancement

Credit Enhancement as of Poolcut Date	% of Aggregate Discounted Receivables Balance	Value
Class B Note	5.41%	31,000,000.00 AUD
Subordinated Loan	6.41%	36,733,253.55 AUD
Overcollateralisation via Collateral Loan	1.00%	5,734,500.00 AUD
Cash Collateral Account	1.20%	6,881,613.04 AUD

Cash Collateral Account (CCA)	Value	in % of Outstanding Discounted Receivables Balance as of Poolcut Date
Initial Balance at Poolcut	6,881,613.04 AUD	1.20%
Initial Targeted Balance at Poolcut	6,881,613.04 AUD	1.20%
Current Targeted Balance	6,881,613.04 AUD	1.20%
Balance as of the Beginning of the Period	6,881,613.04 AUD	1.20%
Payment from CCA	- AUD	0.00%
Payment to CCA	- AUD	0.00%
Balance as of the End of the Period	6,881,613.04 AUD	1.20%

Calculation of Credit Enhancement

Initially, Driver Australia Three's Credit Enhancement consists of the respective Note Issue in comparison to the Discounted Receivables Balance as of Poolcut, minus any Senior Debt Issuance. This 'Overcollateralisation' (i.e. Credit Enhancement excluding the Cash Collateral Account) is specific for each Note Series and increases with its seniority.

Subsequently, the 'Overcollateralisation' is calculated (as an Overcollateralisation Percentage) on a monthly basis, all on end of month figures. Considering the seniority of the respective Note Series, redemption is made until a Target Overcollateralisation Percentage has been reached. All remaining funds will be used to perform payments in the more junior positions of the Order of Priority.

The Target OC percentages for each Note Class are determined subject to 3 items:

- They will increase in 2 steps in case the Cumulative Net Loss Ratio exceeds a certain level and Credit Enhancement Increase Condition is met.
- They will increase to 100% if the Aggregate Discounted Receivables Balance falls below 10.00% of the Aggregate Discounted Receivables Balance at Cut-Off Date (without a Clean-Up Call being exercised).
- A Foreclosure Event causes the transaction to switch into sequential payment mode, in which case the OC Percentages will not determine the maximum redemption amount and may be exceeded.

In addition, there is the 'General Cash Reserve', in the form of a Cash Collateral Account, which is in principle to the benefit of all Tranches over the entire lifetime of the transaction.

Swap Fixing / Waterfall

Amortising Interest Rate Swap	Class A	Class B
Initial Principal	500,000,000.00 AUD	31,000,000.00 AUD
Underlying Principal for Reporting Period	143,212,650.00 AUD	15,482,429.20 AUD
Paying Leg	Fixed Interest Rate	Fixed Interest Rate
Receiving Leg	Floating Interest Rate	Floating Interest Rate
Net Swap Payments - Net Swap Receipts	19,581.49 AUD	1,946.36 AUD

Available Distribution Amount Calculation	Payment to waterfall position	Remaining Amount
1) i) Available Collections Amount from Contracts	11,201,852.88 AUD	11,201,852.88 AUD
1) ii) Available Collections - Interest on Trust Account	29,120.99 AUD	11,230,973.87 AUD
2) Drawings From Cash Collateral Account	- AUD	11,230,973.87 AUD
3) i) Net Swap Receipts - Class A	- AUD	11,230,973.87 AUD
3) ii) Net Swap Receipts - Class B	- AUD	11,230,973.87 AUD
4) Damages and Indemnity Payments to Issuer	- AUD	11,230,973.87 AUD
5) Other Reimbursement Amounts	51,150.00 AUD	11,282,123.87 AUD
Remaining Rounding Amount (M-1)	18.10 AUD	11,282,141.97 AUD

Waterfall	Payment to waterfall position	Remaining Amount
Available Distribution Amount	- AUD	11,282,141.97 AUD
1) Trust Beneficiary \$1	(1.00 AUD)	11,282,140.97 AUD
2) Taxes	- AUD	11,282,140.97 AUD
3) Trust Fees & Expenses and Servicer Fees	(186,594.90 AUD)	11,095,546.07 AUD
4. a) Net Swap Payments - Class A Notes	(19,581.49 AUD)	11,075,964.58 AUD
4. b) Net Swap Payments - Class B Notes	(1,946.36 AUD)	11,074,018.22 AUD
5. a) Interest accrued in prev. month - Class A	(433,328.52 AUD)	10,640,689.70 AUD
5. b) Interest Shortfalls from prior months - Class A	- AUD	10,640,689.70 AUD
6. a) Interest accrued in prev. month - Class B	(59,338.26 AUD)	10,581,351.44 AUD
6. b) Interest Shortfalls from prior months - Class B	- AUD	10,581,351.44 AUD
7) Payment to Cash Collateral Account	- AUD	10,581,351.44 AUD
8) Principal Payment - Class A	(7,616,100.00 AUD)	2,965,251.44 AUD
9) Principal Payment - Class B	(823,356.90 AUD)	2,141,894.54 AUD
Remaining Rounding Amount (Current Period)	(17.00 AUD)	2,141,877.54 AUD
10) Penalties, Costs, Expenses, Damages, Losses or Liabilities	- AUD	2,141,877.54 AUD
11) Other Payment to Swap Counterparties	- AUD	2,141,877.54 AUD
12) Subordinated Loan Accrued and Unpaid Interest	(170,353.68 AUD)	1,971,523.86 AUD
13) Subordinated Loan Principal	(1,971,523.86 AUD)	- AUD
14) Collateral Loan Accrued and Unpaid Interest	- AUD	- AUD
15) Collateral Loan Principal	- AUD	- AUD
16) Issuer Subordinated Notes Repayment to VWFSA	- AUD	- AUD
17) Final Service Fee to VWFSA	- AUD	- AUD

CRD Retention / Retention of Net Economic Interest

Retention Amount at Poolcut

Type of Asset	Number of Contracts	Percentage of Contracts	Outstanding Nominal Balance	Percentage of Nominal Balance
Portfolio sold to SPV	15,495	92.91%	644,514,125.30 AUD	92.99%
Retention of VWFSA	1,183	7.09%	48,550,958.24 AUD	7.01%
Total	16,678	100.00%	693,065,083.54 AUD	100.00%

Retention Amounts		
Minimum Retention	34,653,254.18 AUD	5.00%
Actual Retention	48,550,958.24 AUD	7.01%

Retention Amount End of Reporting Period

Type of Asset	Number of Contracts	Percentage of Contracts	Outstanding Nominal Balance	Percentage of Nominal Balance
Portfolio sold to SPV	8,652	93.04%	195,026,894.97 AUD	93.21%
Retention of VWFSA	647	6.96%	14,201,240.25 AUD	6.79%
Total	9,299	100.00%	209,228,135.22 AUD	100.00%

Retention Amounts		
Minimum Retention	10,264,573.42 AUD	5.00%
Actual Retention	14,201,240.25 AUD	6.79%

In its capacity as originator and original lender, VWFSA complies with the retention requirements of a material net economic interest in accordance with § 122a CRD.

By adhering to option c) of the direction, VWFSA will keep the exposures designated for retention on its balance sheet on an ongoing basis.

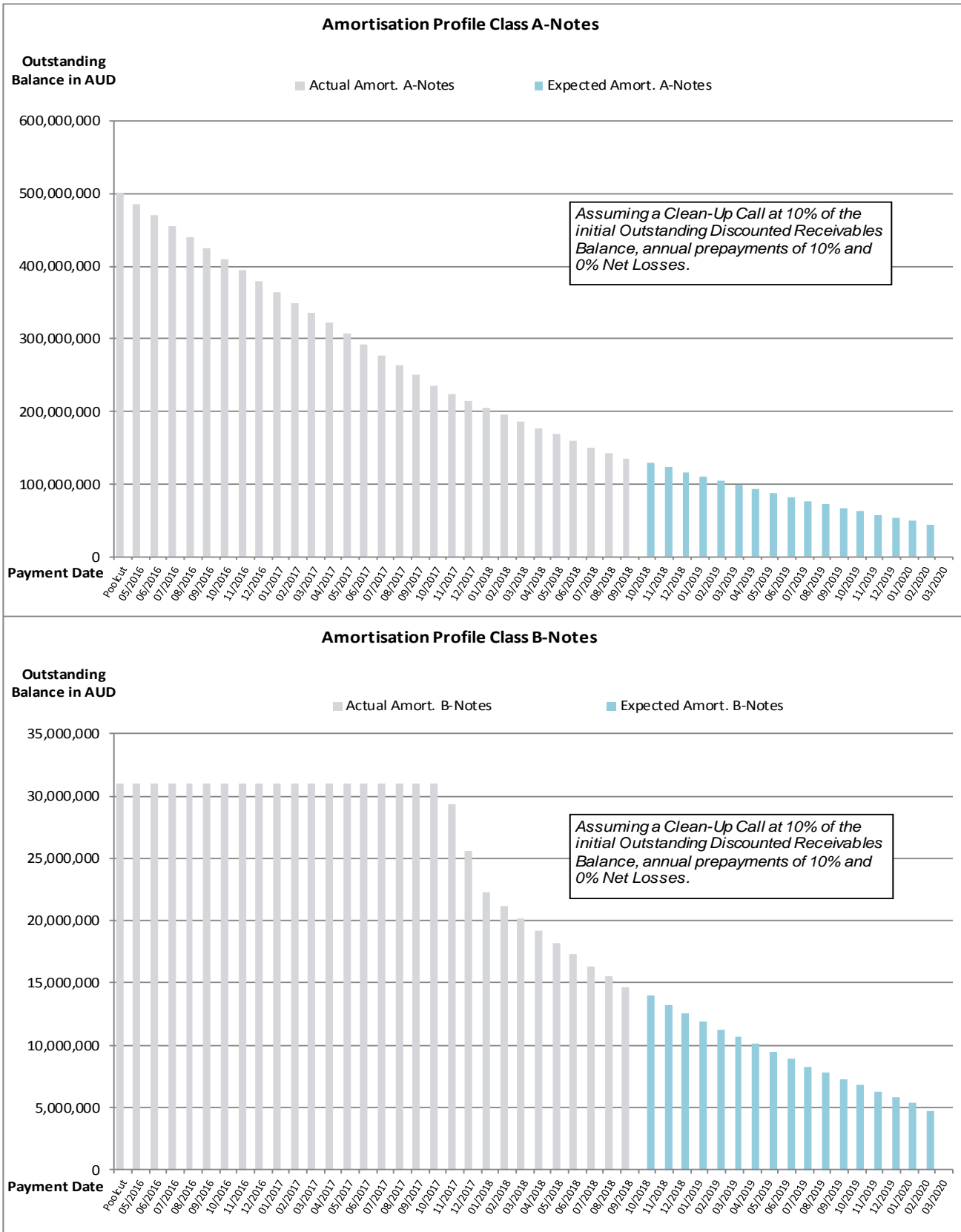
The latest end of month level of retention will be published on a monthly basis within the Investor Report.

Amortisation Profile I

Note Class	Class A		Class B	
	At Closing: 1.75 yrs	Current: 0.29 yrs	At Closing: 2.65 yrs	Current: 0.50 yrs
Payment Date	Actual Note Balance	Forecasted Note Balance	Actual Note Balance	Forecasted Note Balance
Poolcut	500,000,000.00 AUD	- AUD	31,000,000.00 AUD	- AUD
05/2016	485,525,450.00 AUD	- AUD	31,000,000.00 AUD	- AUD
06/2016	470,254,150.00 AUD	- AUD	31,000,000.00 AUD	- AUD
07/2016	454,628,650.00 AUD	- AUD	31,000,000.00 AUD	- AUD
08/2016	439,354,250.00 AUD	- AUD	31,000,000.00 AUD	- AUD
09/2016	424,879,900.00 AUD	- AUD	31,000,000.00 AUD	- AUD
10/2016	409,760,700.00 AUD	- AUD	31,000,000.00 AUD	- AUD
11/2016	394,833,300.00 AUD	- AUD	31,000,000.00 AUD	- AUD
12/2016	379,153,800.00 AUD	- AUD	31,000,000.00 AUD	- AUD
01/2017	364,596,150.00 AUD	- AUD	31,000,000.00 AUD	- AUD
02/2017	350,091,250.00 AUD	- AUD	31,000,000.00 AUD	- AUD
03/2017	336,565,850.00 AUD	- AUD	31,000,000.00 AUD	- AUD
04/2017	321,837,800.00 AUD	- AUD	31,000,000.00 AUD	- AUD
05/2017	308,023,450.00 AUD	- AUD	31,000,000.00 AUD	- AUD
06/2017	292,702,900.00 AUD	- AUD	31,000,000.00 AUD	- AUD
07/2017	277,247,350.00 AUD	- AUD	31,000,000.00 AUD	- AUD
08/2017	264,152,950.00 AUD	- AUD	31,000,000.00 AUD	- AUD
09/2017	249,945,600.00 AUD	- AUD	31,000,000.00 AUD	- AUD
10/2017	235,972,250.00 AUD	- AUD	31,000,000.00 AUD	- AUD
11/2017	224,204,750.00 AUD	- AUD	29,327,212.10 AUD	- AUD
12/2017	214,491,000.00 AUD	- AUD	25,639,036.70 AUD	- AUD
01/2018	205,790,200.00 AUD	- AUD	22,314,196.80 AUD	- AUD
02/2018	196,158,050.00 AUD	- AUD	21,206,250.60 AUD	- AUD
03/2018	186,597,150.00 AUD	- AUD	20,172,661.00 AUD	- AUD
04/2018	177,434,650.00 AUD	- AUD	19,182,111.80 AUD	- AUD
05/2018	168,366,100.00 AUD	- AUD	18,201,721.30 AUD	- AUD
06/2018	159,991,500.00 AUD	- AUD	17,296,347.70 AUD	- AUD
07/2018	151,017,500.00 AUD	- AUD	16,326,202.70 AUD	- AUD
08/2018	143,212,650.00 AUD	- AUD	15,482,429.20 AUD	- AUD
09/2018	135,596,550.00 AUD	- AUD	14,659,072.30 AUD	- AUD
10/2018	-	128,946,317.39 AUD	-	13,940,142.42 AUD
11/2018	-	122,663,829.52 AUD	-	13,260,954.54 AUD
12/2018	-	116,386,592.59 AUD	-	12,582,334.33 AUD
01/2019	-	110,371,925.41 AUD	-	11,932,100.05 AUD
02/2019	-	104,203,516.61 AUD	-	11,265,245.03 AUD
03/2019	-	98,638,514.84 AUD	-	10,663,623.22 AUD
04/2019	-	93,145,279.03 AUD	-	10,069,759.90 AUD
05/2019	-	87,922,545.61 AUD	-	9,505,140.07 AUD
06/2019	-	82,568,332.34 AUD	-	8,926,306.19 AUD
07/2019	-	76,756,763.36 AUD	-	8,298,028.47 AUD
08/2019	-	71,966,047.33 AUD	-	7,780,113.22 AUD
09/2019	-	67,158,889.25 AUD	-	7,260,420.46 AUD
10/2019	-	62,617,588.95 AUD	-	6,769,469.07 AUD
11/2019	-	57,885,374.39 AUD	-	6,257,878.31 AUD
12/2019	-	53,689,668.99 AUD	-	5,804,288.54 AUD
01/2020	-	49,458,765.01 AUD	-	5,346,893.51 AUD
02/2020	-	43,773,422.48 AUD	-	4,732,261.89 AUD
03/2020	-	- AUD	-	- AUD

*Based on the following assumptions: CPR of 10%, Net Losses of 0% and Clean Up Call at 10% of the original outstanding discounted receivables balance

Amortisation Profile II

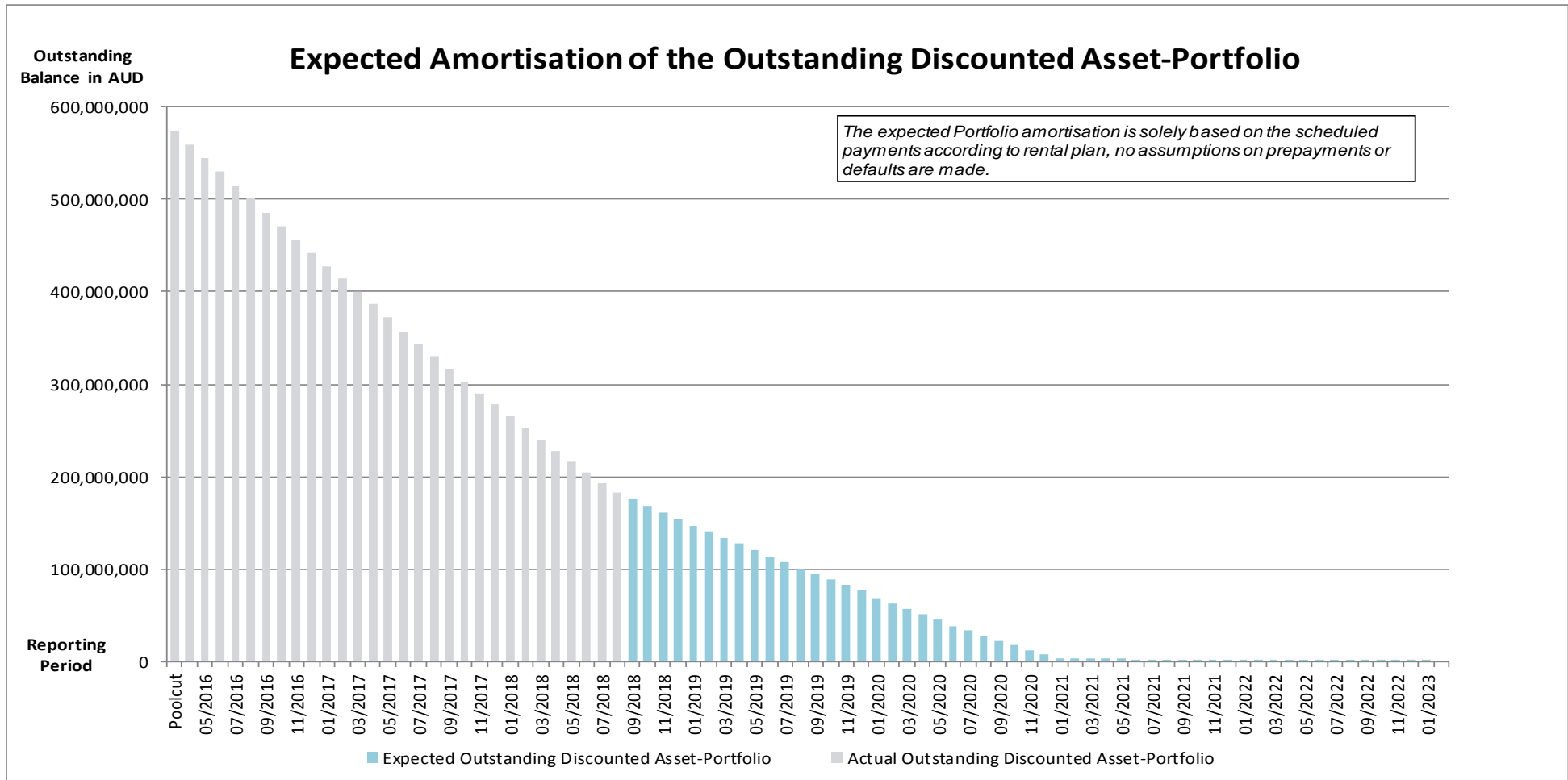


Run Out Schedule I

End of Collection Period	Interest	Principal	Nominal Instalments
arrears	57,519.09 AUD	635,697.41 AUD	693,216.50 AUD
09/2018	783,579.80 AUD	6,814,409.14 AUD	7,597,988.94 AUD
10/2018	769,110.03 AUD	7,090,021.84 AUD	7,859,131.87 AUD
11/2018	743,221.33 AUD	7,221,457.12 AUD	7,964,678.45 AUD
12/2018	714,465.60 AUD	6,994,437.56 AUD	7,708,903.16 AUD
01/2019	684,462.68 AUD	7,347,442.04 AUD	8,031,904.72 AUD
02/2019	652,469.26 AUD	6,629,523.05 AUD	7,281,992.31 AUD
03/2019	623,737.84 AUD	6,654,764.74 AUD	7,278,502.58 AUD
04/2019	594,231.64 AUD	6,390,921.61 AUD	6,985,153.25 AUD
05/2019	566,133.41 AUD	6,706,335.48 AUD	7,272,468.89 AUD
06/2019	536,300.26 AUD	7,509,296.95 AUD	8,045,597.21 AUD
07/2019	503,157.72 AUD	6,131,719.40 AUD	6,634,877.12 AUD
08/2019	476,357.94 AUD	6,273,361.69 AUD	6,749,719.63 AUD
09/2019	448,595.30 AUD	5,989,631.44 AUD	6,438,226.74 AUD
10/2019	421,875.06 AUD	6,394,851.41 AUD	6,816,726.47 AUD
11/2019	393,343.65 AUD	5,687,946.34 AUD	6,081,289.99 AUD
12/2019	368,187.89 AUD	5,849,885.84 AUD	6,218,073.73 AUD
01/2020	342,203.50 AUD	8,241,347.65 AUD	8,583,551.15 AUD
02/2020	305,433.52 AUD	6,356,252.52 AUD	6,661,686.04 AUD
03/2020	277,201.18 AUD	6,214,171.58 AUD	6,491,372.76 AUD
04/2020	249,735.16 AUD	5,475,281.61 AUD	5,725,016.77 AUD
05/2020	225,367.18 AUD	6,075,834.91 AUD	6,301,202.09 AUD
06/2020	198,410.80 AUD	6,357,922.29 AUD	6,556,333.09 AUD
07/2020	170,145.52 AUD	5,018,378.14 AUD	5,188,523.66 AUD
08/2020	147,785.90 AUD	5,412,809.73 AUD	5,560,595.63 AUD
09/2020	123,752.06 AUD	5,795,104.12 AUD	5,918,856.18 AUD
10/2020	97,911.41 AUD	4,777,179.33 AUD	4,875,090.74 AUD
11/2020	76,563.09 AUD	4,624,568.23 AUD	4,701,131.32 AUD
12/2020	55,931.02 AUD	4,675,574.09 AUD	4,731,505.11 AUD
01/2021	35,076.76 AUD	4,337,501.55 AUD	4,372,578.31 AUD
02/2021	15,706.74 AUD	298,186.20 AUD	313,892.94 AUD
03/2021	14,417.71 AUD	245,298.09 AUD	259,715.80 AUD
04/2021	13,370.86 AUD	228,705.31 AUD	242,076.17 AUD
05/2021	12,377.82 AUD	209,742.07 AUD	222,119.89 AUD
06/2021	11,440.45 AUD	217,595.51 AUD	229,035.96 AUD
07/2021	10,468.28 AUD	194,551.32 AUD	205,019.60 AUD
08/2021	9,622.66 AUD	188,793.09 AUD	198,415.75 AUD
09/2021	8,778.95 AUD	186,989.29 AUD	195,768.24 AUD
10/2021	7,976.36 AUD	184,297.87 AUD	192,274.23 AUD
11/2021	7,152.74 AUD	178,941.79 AUD	186,094.53 AUD
12/2021	6,353.17 AUD	177,630.54 AUD	183,983.71 AUD
01/2022	5,559.21 AUD	169,499.69 AUD	175,058.90 AUD
02/2022	4,801.77 AUD	158,238.81 AUD	163,040.58 AUD
03/2022	4,094.63 AUD	141,938.11 AUD	146,032.74 AUD
04/2022	3,460.31 AUD	146,021.21 AUD	149,481.52 AUD
05/2022	2,807.42 AUD	118,657.80 AUD	121,465.22 AUD
06/2022	2,277.18 AUD	111,371.50 AUD	113,648.68 AUD
07/2022	1,779.40 AUD	95,296.39 AUD	97,075.79 AUD
08/2022	1,353.46 AUD	86,980.58 AUD	88,334.04 AUD
09/2022	964.66 AUD	72,092.43 AUD	73,057.09 AUD

10/2022	642.45 AUD	57,136.19 AUD	57,778.64 AUD
11/2022	388.87 AUD	43,487.68 AUD	43,876.55 AUD
12/2022	194.45 AUD	29,029.69 AUD	29,224.14 AUD
01/2023	64.64 AUD	12,352.41 AUD	12,417.05 AUD
02/2023	9.38 AUD	1,047.00 AUD	1,056.38 AUD
03/2023	4.71 AUD	1,051.71 AUD	1,056.42 AUD
04/2023	- AUD	- AUD	- AUD
Total	11,788,333.88 AUD	183,238,561.09 AUD	195,026,894.97 AUD

Run Out Schedule II



Outstanding Contracts I - Overview

Total Portfolio as of Poolcut Date			Product Type					
Contract Status Development	Number of Contracts	Outstanding Discounted Receivables Balance	Hire Purchase		Chattel Mortgage		Consumer Loan	
			Number of Contracts	Outstanding Discounted Receivables Balance	Number of Contracts	Outstanding Discounted Receivables Balance	Number of Contracts	Outstanding Discounted Receivables Balance
Normal	15,495	573,467,753.55 AUD	115	2,513,734.59 AUD	9,077	370,787,134.21 AUD	6,303	200,166,884.75 AUD
In Advance	-	- AUD	-	- AUD	-	- AUD	-	- AUD
In Arrears	-	- AUD	-	- AUD	-	- AUD	-	- AUD
Paid out/Matured	-	- AUD	-	- AUD	-	- AUD	-	- AUD
Early Payout	-	- AUD	-	- AUD	-	- AUD	-	- AUD
Gross Salvage	-	- AUD	-	- AUD	-	- AUD	-	- AUD
Net Salvage	-	- AUD	-	- AUD	-	- AUD	-	- AUD
Total	15,495	573,467,753.55 AUD	115	2,513,734.59 AUD	9,077	370,787,134.21 AUD	6,303	200,166,884.75 AUD

Total Portfolio as of Previous Month			Product Type					
Contract Status Development	Number of Contracts	Outstanding Discounted Receivables Balance	Hire Purchase		Chattel Mortgage		Consumer Loan	
			Number of Contracts	Outstanding Discounted Receivables Balance	Number of Contracts	Outstanding Discounted Receivables Balance	Number of Contracts	Outstanding Discounted Receivables Balance
Normal	8,208	178,305,325.69 AUD	11	138,568.66 AUD	4,884	119,635,517.58 AUD	3,313	58,531,239.45 AUD
In Advance	344	6,355,250.09 AUD	1	459.74 AUD	146	3,256,343.38 AUD	197	3,098,446.97 AUD
In Arrears	345	8,268,364.22 AUD	3	94,750.14 AUD	225	5,542,104.29 AUD	117	2,631,509.79 AUD
Paid out/Matured	1,684	- AUD	58	- AUD	1,000	- AUD	626	- AUD
Early Payout	4,803	- AUD	40	- AUD	2,745	- AUD	2,018	- AUD
Gross Salvage	23	601,644.04 AUD	-	- AUD	15	412,445.78 AUD	8	189,198.26 AUD
Net Salvage	88	1,907,918.82 AUD	2	1,445.62 AUD	62	1,452,105.78 AUD	24	454,367.42 AUD
Total	15,495	195,438,502.86 AUD	115	235,224.16 AUD	9,077	130,298,516.81 AUD	6,303	64,904,761.89 AUD

Total Portfolio as of Current Reporting Period			Product Type					
Contract Status Development	Number of Contracts	Outstanding Discounted Receivables Balance	Hire Purchase		Chattel Mortgage		Consumer Loan	
			Number of Contracts	Outstanding Discounted Receivables Balance	Number of Contracts	Outstanding Discounted Receivables Balance	Number of Contracts	Outstanding Discounted Receivables Balance
Normal	7,959	168,574,585.53 AUD	12	148,460.18 AUD	4,744	113,518,107.70 AUD	3,203	54,908,017.65 AUD
In Advance	355	6,472,937.08 AUD	2	34,501.46 AUD	147	3,307,759.40 AUD	206	3,130,676.22 AUD
In Arrears	318	7,644,121.36 AUD	1	37,780.42 AUD	205	4,928,335.96 AUD	112	2,678,004.98 AUD
Paid out/Matured	1,770	- AUD	58	- AUD	1,063	- AUD	649	- AUD
Early Payout	4,979	- AUD	40	- AUD	2,839	- AUD	2,100	- AUD
Gross Salvage	20	546,917.12 AUD	-	- AUD	14	406,454.32 AUD	6	140,462.80 AUD
Net Salvage	94	1,983,070.18 AUD	2	1,445.62 AUD	65	1,475,952.41 AUD	27	505,672.15 AUD
Total	15,495	185,221,631.27 AUD	115	222,187.68 AUD	9,077	123,636,609.79 AUD	6,303	61,362,833.80 AUD

Outstanding Contracts I - Overview

Total Portfolio as of Poolcut Date			Balloon				Type of Car			
Contract Status Development	Number of Contracts	Outstanding Discounted Receivables Balance	Balloon		No Balloon		New Vehicle		Used Vehicle	
			Number of Contracts	Outstanding Discounted Receivables Balance	Number of Contracts	Outstanding Discounted Receivables Balance	Number of Contracts	Outstanding Discounted Receivables Balance	Number of Contracts	Outstanding Discounted Receivables Balance
Normal	15,495	573,467,753.55 AUD	6,858	325,554,903.07 AUD	8,637	247,912,850.48 AUD	13,101	509,532,991.72 AUD	2,394	63,934,761.83 AUD
In Advance	-	- AUD	-	- AUD	-	- AUD	-	- AUD	-	- AUD
In Arrears	-	- AUD	-	- AUD	-	- AUD	-	- AUD	-	- AUD
Paid out/Matured	-	- AUD	-	- AUD	-	- AUD	-	- AUD	-	- AUD
Early Payout	-	- AUD	-	- AUD	-	- AUD	-	- AUD	-	- AUD
Gross Salvage	-	- AUD	-	- AUD	-	- AUD	-	- AUD	-	- AUD
Net Salvage	-	- AUD	-	- AUD	-	- AUD	-	- AUD	-	- AUD
Total	15,495	573,467,753.55 AUD	6,858	325,554,903.07 AUD	8,637	247,912,850.48 AUD	13,101	509,532,991.72 AUD	2,394	63,934,761.83 AUD

Total Portfolio as of Previous Month			Balloon				Type of Car			
Contract Status Development	Number of Contracts	Outstanding Discounted Receivables Balance	Balloon		No Balloon		New Vehicle		Used Vehicle	
			Number of Contracts	Outstanding Discounted Receivables Balance	Number of Contracts	Outstanding Discounted Receivables Balance	Number of Contracts	Outstanding Discounted Receivables Balance	Number of Contracts	Outstanding Discounted Receivables Balance
Normal	8,208	178,305,325.69 AUD	3,757	117,134,538.42 AUD	4,451	61,170,787.27 AUD	7,235	163,305,703.73 AUD	973	14,999,621.96 AUD
In Advance	344	6,355,250.09 AUD	131	3,525,034.69 AUD	213	2,830,215.40 AUD	286	5,647,003.92 AUD	58	708,246.17 AUD
In Arrears	345	8,268,364.22 AUD	186	5,660,427.04 AUD	159	2,607,937.18 AUD	275	7,115,826.31 AUD	70	1,152,537.91 AUD
Paid out/Matured	1,684	- AUD	534	- AUD	1,150	- AUD	1,309	- AUD	375	- AUD
Early Payout	4,803	- AUD	2,196	- AUD	2,607	- AUD	3,920	- AUD	883	- AUD
Gross Salvage	23	601,644.04 AUD	9	355,350.85 AUD	14	246,293.19 AUD	16	505,710.15 AUD	7	95,933.89 AUD
Net Salvage	88	1,907,918.82 AUD	45	1,200,648.79 AUD	43	707,270.03 AUD	60	1,387,858.53 AUD	28	520,060.29 AUD
Total	15,495	195,438,502.86 AUD	6,858	127,875,999.79 AUD	8,637	67,562,503.07 AUD	13,101	177,962,102.64 AUD	2,394	17,476,400.22 AUD

Total Portfolio as of Current Reporting Period			Balloon				Type of Car			
Contract Status Development	Number of Contracts	Outstanding Discounted Receivables Balance	Balloon		No Balloon		New Vehicle		Used Vehicle	
			Number of Contracts	Outstanding Discounted Receivables Balance	Number of Contracts	Outstanding Discounted Receivables Balance	Number of Contracts	Outstanding Discounted Receivables Balance	Number of Contracts	Outstanding Discounted Receivables Balance
Normal	7,959	168,574,585.53 AUD	3,653	111,666,650.36 AUD	4,306	56,907,935.17 AUD	7,034	154,626,483.08 AUD	925	13,948,102.45 AUD
In Advance	355	6,472,937.08 AUD	139	3,714,708.81 AUD	216	2,758,228.27 AUD	287	5,668,413.67 AUD	68	804,523.41 AUD
In Arrears	318	7,644,121.36 AUD	169	5,244,151.86 AUD	149	2,399,969.50 AUD	248	6,548,870.14 AUD	70	1,095,251.22 AUD
Paid out/Matured	1,770	- AUD	571	- AUD	1,199	- AUD	1,382	- AUD	388	- AUD
Early Payout	4,979	- AUD	2,271	- AUD	2,708	- AUD	4,072	- AUD	907	- AUD
Gross Salvage	20	546,917.12 AUD	10	375,033.47 AUD	10	171,883.65 AUD	16	488,986.78 AUD	4	57,930.34 AUD
Net Salvage	94	1,983,070.18 AUD	45	1,200,648.79 AUD	49	782,421.39 AUD	62	1,421,437.81 AUD	32	561,632.37 AUD
Total	15,495	185,221,631.27 AUD	6,858	122,201,193.29 AUD	8,637	63,020,437.98 AUD	13,101	168,754,191.48 AUD	2,394	16,467,439.79 AUD

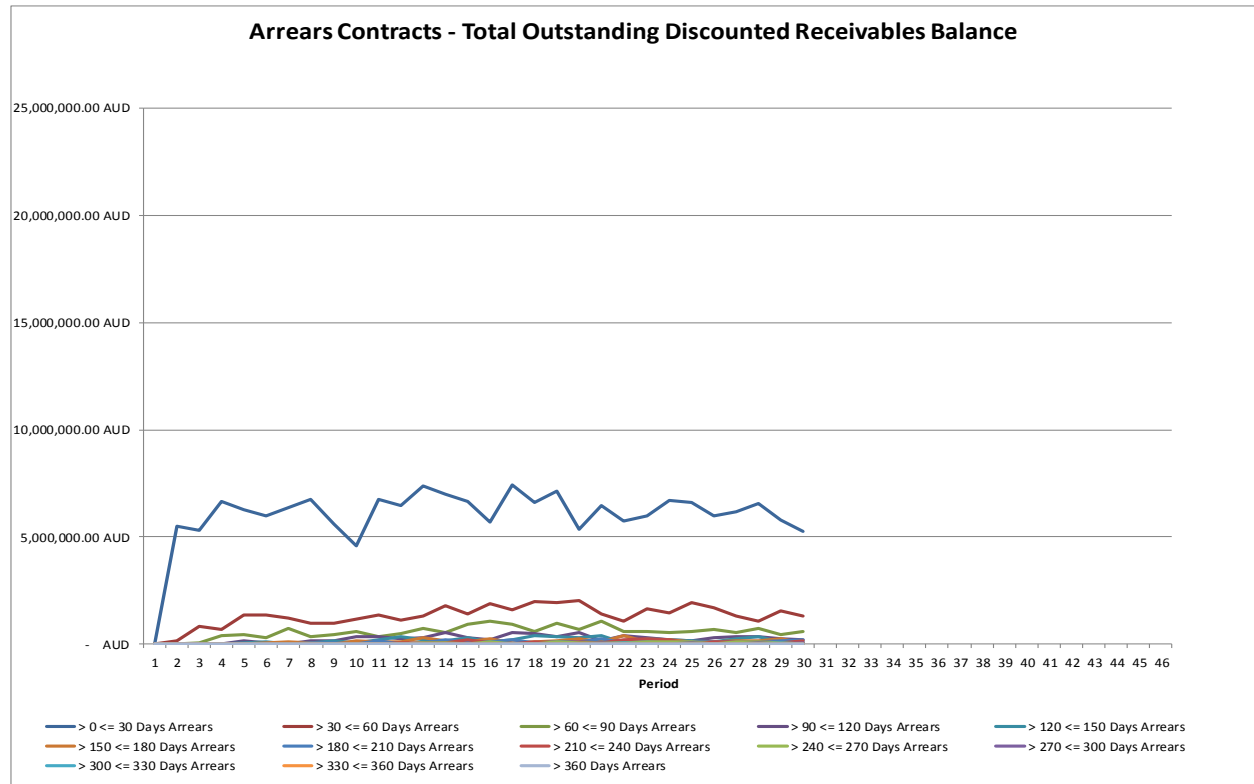
Outstanding Contracts II - Collections

Collections This Reporting Month by Status	Change in Contract Statuses From Last Month	Number of Contracts This Month	Collections
Normal	(249)	7,959	6,475,561.84 AUD
In Advance	11	355	413,494.94 AUD
In Arrears	(27)	318	154,154.95 AUD
Paid out/Matured	86	1,770	618,133.97 AUD
Early Payout	176	4,979	3,408,881.13 AUD
Gross Salvage	(3)	20	65,740.87 AUD
Net Salvage	6	94	65,885.18 AUD
Total	-	15,495	11,201,852.88 AUD

Development of Pool within Reporting Period	Number of Active Contracts	Total Number of Contracts	Collection Variations	Outstanding Nominal Balance
Beginning of Period	8,920	15,495		206,375,443.38 AUD
Scheduled Collections For Contracts Active This Period			7,324,094.02 AUD	7,324,094.02 AUD
Collections Variations From Normal Contracts This Period			54,627.79 AUD	
Collection Variations From Contracts Paying Out Early This Period			3,129,827.57 AUD	
Collection Variations From Contracts Paying Out/Maturing This Period			455,706.96 AUD	
Collection Variations from Contracts in Advance This Period			346,450.36 AUD	
Collection Variations from Contract In Arrears This Period			(240,120.56 AUD)	
Collection Variations from Contracts Going Into Gross Salvage This Period			44,323.95 AUD	
Collection Variations from Contracts Going Into Net Salvage This Period			65,416.51 AUD	
Other Variations From Scheduled Collections This Period			- AUD	
<i>Instalment Collection Variations</i>			3,856,232.58 AUD	3,856,232.58 AUD
Contract Fees Collected This Period			48,838.88 AUD	
Interest Compensation Collections This Period			(27,312.60 AUD)	
<i>Non Instalment Collection Variations</i>			21,526.28 AUD	
Actual Collections For Contracts Active This Period			11,201,852.88 AUD	
Number of Contracts Paid Out Early This Month	176			
Number of Contracts Paid Out/Matured This Month	86			
Number of Contracts Into Net Salvage This Month	6			
Repurchased Contracts	-	-		
Less Recoveries After Net Salvage				(56,525.11 AUD)
Reduced Nominal Balance Due to Unpaid Rental At Net Salvage				80,279.01 AUD
Reduced Nominal Balance Due to Unpaid Rental At Early Payout				159,603.86 AUD
Reduced Nominal Balance Due to Other				(15,135.95 AUD)
End of Period	8,652	15,495		195,026,894.97 AUD

Arrears Contracts

Total Portfolio					Product Type					
Days in Arrears	Number of Contracts	Number of Contracts (%)	Outstanding Discounted Receivables Balance	Outstanding Discounted Receivables Balance (%)	Hire Purchase		Chattel Mortgage		Consumer Loan	
					Number of Contracts	Outstanding Discounted Receivables Balance	Number of Contracts	Outstanding Discounted Receivables Balance	Number of Contracts	Outstanding Discounted Receivables Balance
> 0 <= 30	225	2.60%	5,267,778.75 AUD	2.87%	-	- AUD	141	3,365,627.40 AUD	84	1,902,151.35 AUD
> 30 <= 60	51	0.59%	1,329,826.05 AUD	0.73%	1	37,780.42 AUD	38	929,646.63 AUD	12	362,399.00 AUD
> 60 <= 90	24	0.28%	599,038.03 AUD	0.33%	-	- AUD	13	286,522.98 AUD	11	312,515.05 AUD
> 90 <= 120	8	0.09%	184,467.42 AUD	0.10%	-	- AUD	6	142,950.40 AUD	2	41,517.02 AUD
> 120 <= 150	7	0.08%	130,014.09 AUD	0.07%	-	- AUD	5	107,669.45 AUD	2	22,344.64 AUD
> 150 <= 180	3	0.03%	82,616.44 AUD	0.05%	-	- AUD	1	26,453.02 AUD	2	56,163.42 AUD
> 180 <= 210	4	0.05%	196,880.94 AUD	0.11%	-	- AUD	3	168,292.85 AUD	1	28,588.09 AUD
> 210 <= 240	6	0.07%	178,462.40 AUD	0.10%	-	- AUD	5	140,729.57 AUD	1	37,732.83 AUD
> 240 <= 270	1	0.01%	28,907.74 AUD	0.02%	-	- AUD	1	28,907.74 AUD	-	- AUD
> 270 <= 300	3	0.03%	70,071.01 AUD	0.04%	-	- AUD	3	70,071.01 AUD	-	- AUD
> 300 <= 330	-	0.00%	- AUD	0.00%	-	- AUD	-	- AUD	-	- AUD
> 330 <= 360	-	0.00%	- AUD	0.00%	-	- AUD	-	- AUD	-	- AUD
> 360	-	0.00%	- AUD	0.00%	-	- AUD	-	- AUD	-	- AUD
Total	332	3.8373%	8,068,062.87 AUD	4.40%	1	37,780.42 AUD	216	5,266,871.05 AUD	115	2,763,411.40 AUD



Arrears Contracts

Total Portfolio					Balloon				Vehicle Status			
Days in Arrears	Number of Contracts	Number of Contracts (%)	Outstanding Discounted Receivables Balance	Outstanding Discounted Receivables Balance (%)	Balloon		No Balloon		New		Used	
					Number of Contracts	Outstanding Discounted Receivables Balance	Number of Contracts	Outstanding Discounted Receivables Balance	Number of Contracts	Outstanding Discounted Receivables Balance	Number of Contracts	Outstanding Discounted Receivables Balance
> 0 <= 30	225	2.60%	5,267,778.75 AUD	2.87%	113	3,556,327.65 AUD	112	1,711,451.10 AUD	173	4,496,029.78 AUD	52	771,748.97 AUD
> 30 <= 60	51	0.59%	1,329,826.05 AUD	0.73%	33	1,048,629.14 AUD	18	281,196.91 AUD	42	1,250,799.69 AUD	9	79,026.36 AUD
> 60 <= 90	24	0.28%	599,038.03 AUD	0.33%	14	351,320.42 AUD	10	247,717.61 AUD	19	417,076.19 AUD	5	181,961.84 AUD
> 90 <= 120	8	0.09%	184,467.42 AUD	0.10%	4	106,229.48 AUD	4	78,237.94 AUD	7	159,116.19 AUD	1	25,351.23 AUD
> 120 <= 150	7	0.08%	130,014.09 AUD	0.07%	2	48,659.01 AUD	5	81,355.08 AUD	5	111,947.63 AUD	2	18,066.46 AUD
> 150 <= 180	3	0.03%	82,616.44 AUD	0.05%	2	63,520.08 AUD	1	19,096.36 AUD	2	63,520.08 AUD	1	19,096.36 AUD
> 180 <= 210	4	0.05%	196,880.94 AUD	0.11%	2	162,377.84 AUD	2	34,503.10 AUD	2	162,377.84 AUD	2	34,503.10 AUD
> 210 <= 240	6	0.07%	178,462.40 AUD	0.10%	4	146,618.67 AUD	2	31,843.73 AUD	5	173,910.74 AUD	1	4,551.66 AUD
> 240 <= 270	1	0.01%	28,907.74 AUD	0.02%	1	28,907.74 AUD	-	- AUD	1	28,907.74 AUD	-	- AUD
> 270 <= 300	3	0.03%	70,071.01 AUD	0.04%	2	51,195.43 AUD	1	18,875.58 AUD	2	51,195.43 AUD	1	18,875.58 AUD
> 300 <= 330	-	0.00%	- AUD	0.00%	-	- AUD	-	- AUD	-	- AUD	-	- AUD
> 330 <= 360	-	0.00%	- AUD	0.00%	-	- AUD	-	- AUD	-	- AUD	-	- AUD
> 360	-	0.00%	- AUD	0.00%	-	- AUD	-	- AUD	-	- AUD	-	- AUD
Total	332	3.8373%	8,068,062.87 AUD	4.40%	177	5,563,785.46 AUD	155	2,504,277.41 AUD	258	6,914,881.31 AUD	74	1,153,181.56 AUD

Net Salvage Loss

Net Salvage Loss This Period			
Product Type	Type of Car	Number of Contracts	Net Salvage Loss
Hire Purchase	New	-	- AUD
	Used	-	- AUD
Total Hire Purchase		-	- AUD
Chattel Mortgage	New	1	6,023.57 AUD
	Used	2	17,823.06 AUD
Total Chattel Mortgage		3	23,846.63 AUD
Consumer Loan	New	1	27,796.36 AUD
	Used	2	24,155.18 AUD
Total Consumer Loan		3	51,951.54 AUD
Total		6	75,798.17 AUD

Cumulative Net Salvage Loss as of the End of the Monthly Period	2,014,726.43 AUD
Outstanding Discounted Receivables Balance at Poolcut	573,467,753.55 AUD
Cumulative Net Loss Ratio	0.35132%

Monthly Period	Per Period		Cumulative Net Salvage Loss	
	Number of Contracts	Net Salvage Loss	Number of Contracts	Net Salvage Loss
04/2016	-	- AUD	-	- AUD
05/2016	-	- AUD	-	- AUD
06/2016	-	- AUD	-	- AUD
07/2016	-	- AUD	-	- AUD
08/2016	-	- AUD	-	- AUD
09/2016	2	26,827.09 AUD	2	26,827.09 AUD
10/2016	3	133,799.67 AUD	5	160,626.76 AUD
11/2016	-	- AUD	5	160,626.76 AUD
12/2016	2	27,404.67 AUD	7	188,031.43 AUD
01/2017	3	50,916.89 AUD	10	238,948.32 AUD
02/2017	1	12,659.49 AUD	11	251,607.81 AUD
03/2017	1	- AUD	12	251,607.81 AUD
04/2017	5	93,784.96 AUD	17	345,392.77 AUD
05/2017	3	61,919.44 AUD	20	407,312.21 AUD
06/2017	4	109,627.19 AUD	24	516,939.40 AUD
07/2017	7	204,624.62 AUD	31	721,564.02 AUD
08/2017	3	23,412.99 AUD	34	744,977.01 AUD
09/2017	4	69,611.65 AUD	38	814,588.66 AUD
10/2017	3	82,421.54 AUD	41	897,010.20 AUD
11/2017	5	132,811.37 AUD	46	1,029,821.57 AUD
12/2017	2	43,654.04 AUD	48	1,073,475.61 AUD
01/2018	9	249,906.14 AUD	57	1,323,381.75 AUD
02/2018	7	133,326.46 AUD	64	1,456,708.21 AUD
03/2018	5	118,999.45 AUD	69	1,575,707.66 AUD
04/2018	11	208,581.46 AUD	80	1,784,289.12 AUD
05/2018	-	- AUD	80	1,784,289.12 AUD
06/2018	2	3,182.80 AUD	82	1,787,471.92 AUD
07/2018	6	151,456.34 AUD	88	1,938,928.26 AUD
08/2018	6	75,798.17 AUD	94	2,014,726.43 AUD
09/2018	-	- AUD	-	- AUD
10/2018	-	- AUD	-	- AUD
11/2018	-	- AUD	-	- AUD
12/2018	-	- AUD	-	- AUD
01/2019	-	- AUD	-	- AUD
02/2019	-	- AUD	-	- AUD
03/2019	-	- AUD	-	- AUD
04/2019	-	- AUD	-	- AUD
05/2019	-	- AUD	-	- AUD
06/2019	-	- AUD	-	- AUD
07/2019	-	- AUD	-	- AUD
08/2019	-	- AUD	-	- AUD
09/2019	-	- AUD	-	- AUD
10/2019	-	- AUD	-	- AUD
11/2019	-	- AUD	-	- AUD
12/2019	-	- AUD	-	- AUD
01/2020	-	- AUD	-	- AUD
02/2020	-	- AUD	-	- AUD
Total	94	2,014,726.43 AUD		

Net Salvage After Recoveries

Net Salvaged Contracts						
Product Type	Vehicle Status	Number of Contracts	Gross Salvage Loss	Net Salvage Loss	Recoveries After Net Salvage	Net Salvage Loss After Recoveries
Hire Purchase	New	1	825.92 AUD	825.92 AUD	343.24 AUD	482.68 AUD
	Used	1	626.16 AUD	626.16 AUD	553.65 AUD	72.51 AUD
Total Hire Purchase		2	1,452.08 AUD	1,452.08 AUD	896.89 AUD	555.19 AUD
Chattel Mortgage	New	44	1,862,776.49 AUD	1,118,053.24 AUD	96,608.06 AUD	1,021,445.18 AUD
	Used	21	572,016.82 AUD	386,271.68 AUD	50,346.66 AUD	335,925.02 AUD
Total Chattel Mortgage		65	2,434,793.31 AUD	1,504,324.92 AUD	146,954.72 AUD	1,357,370.20 AUD
Consumer Loan	New	17	629,141.40 AUD	324,413.00 AUD	7,442.43 AUD	316,970.57 AUD
	Used	10	257,723.28 AUD	184,536.43 AUD	2,651.07 AUD	181,885.36 AUD
Total Consumer Loan		27	886,864.68 AUD	508,949.43 AUD	10,093.50 AUD	498,855.93 AUD
Total		94	3,323,110.07 AUD	2,014,726.43 AUD	157,945.11 AUD	1,856,781.32 AUD

Pool Data I

Down Payments

Total Portfolio						Product Type					
Down Payment	Number of Contracts	Percentage of Contracts	Outstanding Discounted Receivables Balance	Percentage of Balance	Down Payment/ Purchase Price in %	Hire Purchase		Chattel Mortgage		Consumer Loan	
						Number of Contracts	Outstanding Discounted Receivables Balance	Number of Contracts	Outstanding Discounted Receivables Balance	Number of Contracts	Outstanding Discounted Receivables Balance
No Down Payment	2,691	31.10%	63,607,278.39 AUD	34.71%	0.00%	11	151,928.85 AUD	1,784	45,330,811.95 AUD	896	18,124,537.59 AUD
0.01 - 10,000.00	4,276	49.42%	84,630,948.17 AUD	46.19%	9.37%	3	59,442.04 AUD	2,377	53,323,600.61 AUD	1,896	31,247,905.52 AUD
10,000.01 - 20,000.00	1,079	12.47%	21,708,128.38 AUD	11.85%	27.36%	1	9,371.17 AUD	605	14,429,201.70 AUD	473	7,269,555.51 AUD
20,000.01 - 30,000.00	379	4.38%	7,526,394.54 AUD	4.11%	38.75%	-	- AUD	211	4,835,215.23 AUD	168	2,691,179.31 AUD
30,000.01 - 40,000.00	121	1.40%	2,348,312.75 AUD	1.28%	46.48%	-	- AUD	61	1,502,069.26 AUD	60	846,243.49 AUD
40,000.01 - 50,000.00	57	0.66%	1,799,464.59 AUD	0.98%	49.36%	-	- AUD	33	1,251,442.61 AUD	24	548,021.98 AUD
50,000.01 - 60,000.00	27	0.31%	717,640.37 AUD	0.39%	56.33%	-	- AUD	19	643,869.62 AUD	8	73,770.75 AUD
60,000.01 - 70,000.00	7	0.08%	261,850.95 AUD	0.14%	54.26%	-	- AUD	7	261,850.95 AUD	-	- AUD
70,000.01 - 80,000.00	5	0.06%	115,816.55 AUD	0.06%	65.82%	-	- AUD	4	63,615.38 AUD	1	52,201.17 AUD
80,000.01 - 90,000.00	2	0.02%	37,420.99 AUD	0.02%	77.95%	-	- AUD	1	33,674.66 AUD	1	3,746.33 AUD
90,000.01 - 100,000.00	5	0.06%	273,224.86 AUD	0.15%	55.67%	-	- AUD	5	273,224.86 AUD	-	- AUD
100,000.01 - 110,000.00	-	0.00%	- AUD	0.00%	0.00%	-	- AUD	-	- AUD	-	- AUD
110,000.01 - 120,000.00	-	0.00%	- AUD	0.00%	0.00%	-	- AUD	-	- AUD	-	- AUD
120,000.01 - 130,000.00	1	0.01%	56,056.42 AUD	0.03%	57.89%	-	- AUD	1	56,056.42 AUD	-	- AUD
130,000.01 - 140,000.00	-	0.00%	- AUD	0.00%	0.00%	-	- AUD	-	- AUD	-	- AUD
140,000.01 - 150,000.00	1	0.01%	70,641.09 AUD	0.04%	75.88%	-	- AUD	1	70,641.09 AUD	-	- AUD
> 150,000.00	1	0.01%	85,383.04 AUD	0.05%	50.00%	-	- AUD	1	85,383.04 AUD	-	- AUD
Total	8,652	100.00%	183,238,561.09 AUD	100.00%	12.95%	15	220,742.06 AUD	5,110	122,160,657.38 AUD	3,527	60,857,161.65 AUD

Statistics Down Payments	
Minimum Down Payment	- AUD
Maximum Down Payment	200,000.00 AUD
Weighted Average Down Payment (Customers that made a Down Payment)	9,425.43 AUD
Weighted Average Down Payment	6,153.60 AUD

Type of Payment

Total Portfolio				
Type of Payment	Number of Contracts	Percentage of Contracts	Outstanding Discounted Receivables Balance	Percentage of Balance
Direct Debit	8,440	97.55%	178,602,693.28 AUD	97.47%
Other	212	2.45%	4,635,867.81 AUD	2.53%
Total	8,652	100.00%	183,238,561.09 AUD	100.00%

Product Type					
Hire Purchase		Chattel Mortgage		Consumer Loan	
Number of Contracts	Outstanding Discounted Receivables Balance	Number of Contracts	Outstanding Discounted Receivables Balance	Number of Contracts	Outstanding Discounted Receivables Balance
15	220,742	4,977	118,653,516	3,448	59,728,435
0	0	133	3,507,141	79	1,128,727
15	220,742.06 AUD	5,110	122,160,657.38 AUD	3,527	60,857,161.65 AUD

Pool Data I

Down Payments

Total Portfolio						Balloon				Vehicle Status			
Down Payment	Number of Contracts	Percentage of Contracts	Outstanding Discounted Receivables Balance	Percentage of Balance	Down Payment/ Purchase Price in %	Balloon		No Balloon		New		Used	
						Number of Contracts	Outstanding Discounted Receivables Balance	Number of Contracts	Outstanding Discounted Receivables Balance	Number of Contracts	Outstanding Discounted Receivables Balance	Number of Contracts	Outstanding Discounted Receivables Balance
No Down Payment	2,691	31.10%	63,607,278.39 AUD	34.71%	0.00%	1,464	45,219,224.47 AUD	1,227	18,388,053.92 AUD	2,329	57,786,178.74 AUD	362	5,821,099.65 AUD
0.01 - 10,000.00	4,276	49.42%	84,630,948.17 AUD	46.19%	9.37%	1,833	53,174,333.74 AUD	2,443	31,456,614.43 AUD	3,678	76,543,221.49 AUD	598	8,087,726.68 AUD
10,000.01 - 20,000.00	1,079	12.47%	21,708,128.38 AUD	11.85%	27.36%	452	13,880,045.70 AUD	627	7,828,082.68 AUD	994	20,333,816.87 AUD	85	1,374,311.51 AUD
20,000.01 - 30,000.00	379	4.38%	7,526,394.54 AUD	4.11%	38.75%	138	4,735,377.64 AUD	241	2,791,016.90 AUD	365	7,192,785.67 AUD	14	333,608.87 AUD
30,000.01 - 40,000.00	121	1.40%	2,348,312.75 AUD	1.28%	46.48%	36	1,433,025.64 AUD	85	915,287.11 AUD	116	2,276,838.00 AUD	5	71,474.75 AUD
40,000.01 - 50,000.00	57	0.66%	1,799,464.59 AUD	0.98%	49.36%	25	1,387,091.37 AUD	32	412,373.22 AUD	57	1,799,464.59 AUD	-	- AUD
50,000.01 - 60,000.00	27	0.31%	717,640.37 AUD	0.39%	56.33%	13	510,733.71 AUD	14	206,906.66 AUD	26	619,542.49 AUD	1	98,097.88 AUD
60,000.01 - 70,000.00	7	0.08%	261,850.95 AUD	0.14%	54.26%	2	126,408.42 AUD	5	135,442.53 AUD	6	198,419.29 AUD	1	63,431.66 AUD
70,000.01 - 80,000.00	5	0.06%	115,816.55 AUD	0.06%	65.82%	1	25,336.59 AUD	4	90,479.96 AUD	5	115,816.55 AUD	-	- AUD
80,000.01 - 90,000.00	2	0.02%	37,420.99 AUD	0.02%	77.95%	1	33,674.66 AUD	1	3,746.33 AUD	2	37,420.99 AUD	-	- AUD
90,000.01 - 100,000.00	5	0.06%	273,224.86 AUD	0.15%	55.67%	3	263,212.01 AUD	2	10,012.85 AUD	5	273,224.86 AUD	-	- AUD
100,000.01 - 110,000.00	-	0.00%	- AUD	0.00%	0.00%	-	- AUD	-	- AUD	-	- AUD	-	- AUD
110,000.01 - 120,000.00	-	0.00%	- AUD	0.00%	0.00%	-	- AUD	-	- AUD	-	- AUD	-	- AUD
120,000.01 - 130,000.00	1	0.01%	56,056.42 AUD	0.03%	57.89%	1	56,056.42 AUD	-	- AUD	-	- AUD	1	56,056.42 AUD
130,000.01 - 140,000.00	-	0.00%	- AUD	0.00%	0.00%	-	- AUD	-	- AUD	-	- AUD	-	- AUD
140,000.01 - 150,000.00	1	0.01%	70,641.09 AUD	0.04%	75.88%	1	70,641.09 AUD	-	- AUD	1	70,641.09 AUD	-	- AUD
> 150,000.00	1	0.01%	85,383.04 AUD	0.05%	50.00%	1	85,383.04 AUD	-	- AUD	1	85,383.04 AUD	-	- AUD
Total	8,652	100.00%	183,238,561.09 AUD	100.00%	12.95%	3,971	121,000,544.50 AUD	4,681	62,238,016.59 AUD	7,585	167,332,753.67 AUD	1,067	15,905,807.42 AUD

Statistics Down Payments	
Minimum Down Payment	- AUD
Maximum Down Payment	200,000.00 AUD
Weighted Average Down Payment (Customers that made a Down Payment)	9,425.43 AUD
Weighted Average Down Payment	6,153.60 AUD

Type of Payment

Total Portfolio				
Type of Payment	Number of Contracts	Percentage of Contracts	Outstanding Discounted Receivables Balance	Percentage of Balance
Direct Debit	8,440	97.55%	178,602,693.28 AUD	97.47%
Other	212	2.45%	4,635,867.81 AUD	2.53%
Total	8,652	100.00%	183,238,561.09 AUD	100.00%

Balloon				Vehicle Status			
Balloon		No Balloon		New		Used	
Number of Contracts	Outstanding Discounted Receivables Balance	Number of Contracts	Outstanding Discounted Receivables Balance	Number of Contracts	Outstanding Discounted Receivables Balance	Number of Contracts	Outstanding Discounted Receivables Balance
3,862	117,642,938	4,578	60,959,755	7,412	163,275,029	1,028	15,327,664
109	3,357,606	103	1,278,261	173	4,057,725	39	578,143
3,971	121,000,544.50 AUD	4,681	62,238,016.59 AUD	7,585	167,332,753.67 AUD	1,067	15,905,807.42 AUD

Pool Data II

Distribution of Contracts and Vehicles per Borrower

Number of Contracts Per Borrower	Number of Customers	Percentage of Customers	Number of Contracts	Percentage of Contracts	Outstanding Discounted Receivables Balance	Percentage of Balance
1	9,013	98.41%	8,340	96.24%	189,855,693.42 AUD	96.73%
2	122	1.33%	232	2.68%	5,075,183.92 AUD	2.59%
3	15	0.16%	45	0.52%	730,828.14 AUD	0.37%
4	7	0.08%	28	0.32%	463,554.63 AUD	0.24%
5	-	0.00%	-	0.00%	- AUD	0.00%
6 - 10	1	0.01%	6	0.07%	116,224.31 AUD	0.06%
> 10	1	0.01%	15	0.17%	40,785.67 AUD	0.02%
Total	9,159	100.00%	8,666	100.00%	196,282,270.09 AUD	100.00%

Top 20 Borrower

Ranking	Outstanding Discounted Receivables Balance	Percentage of Overall Balance	Number of Contracts
1	239,271.85 AUD	0.13058 %	1
2	216,994.05 AUD	0.11842 %	1
3	187,575.84 AUD	0.10237 %	1
4	173,534.42 AUD	0.09470 %	1
5	158,457.80 AUD	0.08648 %	1
6	157,332.11 AUD	0.08586 %	1
7	157,332.11 AUD	0.08586 %	1
8	155,370.42 AUD	0.08479 %	1
9	152,242.49 AUD	0.08308 %	1
10	148,556.09 AUD	0.08107 %	1
11	146,373.42 AUD	0.07988 %	1
12	139,723.19 AUD	0.07625 %	1
13	137,152.02 AUD	0.07485 %	1
14	124,182.28 AUD	0.06777 %	4
15	123,393.74 AUD	0.06734 %	1
16	122,616.38 AUD	0.06692 %	1
17	121,115.45 AUD	0.06610 %	1
18	116,224.31 AUD	0.06343 %	6
19	115,517.10 AUD	0.06304 %	1
20	114,961.68 AUD	0.06274 %	1
	3,007,926.75 AUD	1.64154 %	28

Pool Data III

Distribution by Outstanding Discounted Receivables Balance

Total Portfolio					Product Type					
Distribution by Outstanding Discounted Receivables Balance	Number of Contracts	Percentage of Contracts	Outstanding Discounted Receivables Balance	Percentage of Balance	Hire Purchase		Chattel Mortgage		Consumer Loan	
					Number of Contracts	Outstanding Discounted Receivables Balance	Number of Contracts	Outstanding Discounted Receivables Balance	Number of Contracts	Outstanding Discounted Receivables Balance
0.00 - 10,000.00	2,101	24.28%	12,283,811.31 AUD	6.70%	6	17,148.88 AUD	978	5,790,032.81 AUD	1,117	6,476,629.62 AUD
10,000.01 - 20,000.00	2,810	32.48%	41,576,106.92 AUD	22.69%	4	59,560.54 AUD	1,522	22,838,818.21 AUD	1,284	18,677,728.17 AUD
20,000.01 - 30,000.00	1,901	21.97%	46,792,195.95 AUD	25.54%	3	72,210.50 AUD	1,240	30,697,038.30 AUD	658	16,022,947.15 AUD
30,000.01 - 40,000.00	987	11.41%	33,951,066.94 AUD	18.53%	2	71,822.14 AUD	701	24,161,807.34 AUD	284	9,717,437.46 AUD
40,000.01 - 50,000.00	409	4.73%	18,204,282.09 AUD	9.93%	-	- AUD	308	13,707,948.32 AUD	101	4,496,333.77 AUD
50,000.01 - 60,000.00	205	2.37%	11,092,060.27 AUD	6.05%	-	- AUD	167	9,013,056.59 AUD	38	2,079,003.68 AUD
60,000.01 - 70,000.00	98	1.13%	6,323,279.96 AUD	3.45%	-	- AUD	75	4,847,477.91 AUD	23	1,475,802.05 AUD
70,000.01 - 80,000.00	62	0.72%	4,641,013.00 AUD	2.53%	-	- AUD	50	3,747,345.38 AUD	12	893,667.62 AUD
80,000.01 - 90,000.00	28	0.32%	2,383,866.07 AUD	1.30%	-	- AUD	25	2,132,730.21 AUD	3	251,135.86 AUD
90,000.01 - 100,000.00	17	0.20%	1,595,297.00 AUD	0.87%	-	- AUD	15	1,413,170.30 AUD	2	182,126.70 AUD
100,000.01 - 110,000.00	14	0.16%	1,449,372.07 AUD	0.79%	-	- AUD	10	1,022,354.61 AUD	4	427,017.46 AUD
110,000.01 - 120,000.00	5	0.06%	566,500.24 AUD	0.31%	-	- AUD	5	566,500.24 AUD	-	- AUD
120,000.01 - 130,000.00	3	0.03%	367,125.57 AUD	0.20%	-	- AUD	3	367,125.57 AUD	-	- AUD
130,000.01 - 140,000.00	2	0.02%	276,875.21 AUD	0.15%	-	- AUD	2	276,875.21 AUD	-	- AUD
140,000.01 - 150,000.00	2	0.02%	294,929.51 AUD	0.16%	-	- AUD	2	294,929.51 AUD	-	- AUD
> 150,000.00	8	0.09%	1,440,778.98 AUD	0.79%	-	- AUD	7	1,283,446.87 AUD	1	157,332.11 AUD
Total	8,652	100.00%	183,238,561.09 AUD	100.00%	15	220,742.06 AUD	5,110	122,160,657.38 AUD	3,527	60,857,161.65 AUD

Statistics Outstanding Discounted Receivables Balance	
Minimum Outstanding Discounted Receivables Balance	- AUD
Maximum Outstanding Discounted Receivables Balance	239,271.85 AUD
Average Outstanding Discounted Receivables Balance	21,178.75 AUD

Distribution by Original Balance

Total Portfolio					Product Type					
Distribution by Original Balance	Number of Contracts	Percentage of Contracts	Outstanding Discounted Receivables Balance	Percentage of Balance	Hire Purchase		Chattel Mortgage		Consumer Loan	
					Number of Contracts	Outstanding Discounted Receivables Balance	Number of Contracts	Outstanding Discounted Receivables Balance	Number of Contracts	Outstanding Discounted Receivables Balance
0.00 - 10,000.00	16	0.18%	41,960.01 AUD	0.02%	-	- AUD	6	10,731.17 AUD	10	31,228.84 AUD
10,000.01 - 20,000.00	742	8.58%	4,538,423.15 AUD	2.48%	4	7,317.97 AUD	257	1,643,971.31 AUD	481	2,887,133.87 AUD
20,000.01 - 30,000.00	1,758	20.32%	17,967,589.02 AUD	9.81%	3	24,970.39 AUD	770	7,836,979.07 AUD	985	10,105,639.56 AUD
30,000.01 - 40,000.00	1,707	19.73%	26,179,460.17 AUD	14.29%	1	12,644.94 AUD	964	14,629,982.59 AUD	742	11,536,832.64 AUD
40,000.01 - 50,000.00	1,513	17.49%	31,289,655.25 AUD	17.08%	4	78,573.22 AUD	979	20,196,134.81 AUD	530	11,014,947.22 AUD
50,000.01 - 60,000.00	1,161	13.42%	30,139,547.97 AUD	16.45%	1	25,413.40 AUD	804	20,919,100.41 AUD	356	9,195,034.16 AUD
60,000.01 - 70,000.00	709	8.19%	21,868,783.15 AUD	11.93%	1	37,780.42 AUD	507	15,811,746.12 AUD	201	6,019,256.61 AUD
70,000.01 - 80,000.00	407	4.70%	14,938,515.06 AUD	8.15%	1	34,041.72 AUD	295	11,004,648.95 AUD	111	3,899,824.39 AUD
80,000.01 - 90,000.00	218	2.52%	9,176,707.39 AUD	5.01%	-	- AUD	173	7,376,209.09 AUD	45	1,800,498.30 AUD
90,000.01 - 100,000.00	153	1.77%	7,829,252.85 AUD	4.27%	-	- AUD	127	6,408,138.15 AUD	26	1,421,114.70 AUD
100,000.01 - 110,000.00	98	1.13%	5,517,550.84 AUD	3.01%	-	- AUD	82	4,516,564.19 AUD	16	1,000,986.65 AUD
110,000.01 - 120,000.00	51	0.59%	3,192,377.63 AUD	1.74%	-	- AUD	43	2,685,866.49 AUD	8	506,511.14 AUD
120,000.01 - 130,000.00	32	0.37%	2,246,238.44 AUD	1.23%	-	- AUD	25	1,685,122.26 AUD	7	561,116.18 AUD
130,000.01 - 140,000.00	23	0.27%	1,750,907.46 AUD	0.96%	-	- AUD	21	1,580,644.00 AUD	2	170,263.46 AUD
140,000.01 - 150,000.00	14	0.16%	1,151,780.72 AUD	0.63%	-	- AUD	10	760,290.77 AUD	4	391,489.95 AUD
> 150,000.00	50	0.58%	5,409,811.98 AUD	2.95%	-	- AUD	47	5,094,528.00 AUD	3	315,283.98 AUD
Total	8,652	100.00%	183,238,561.09 AUD	100.00%	15	220,742.06 AUD	5,110	122,160,657.38 AUD	3,527	60,857,161.65 AUD

Statistics	
Minimum Original Balance	5,000.00 AUD
Maximum Original Balance	390,450.00 AUD
Weighted Average Original Receivables Balance (by ODRB)	61,890.40 AUD

Pool Data III

Distribution by Outstanding Discounted Receivables Balance

Total Portfolio					Balloon				Vehicle Status			
Distribution by Outstanding Discounted Receivables Balance	Number of Contracts	Percentage of Contracts	Outstanding Discounted Receivables Balance	Percentage of Balance	Balloon		No Balloon		New		Used	
					Number of Contracts	Outstanding Discounted Receivables Balance	Number of Contracts	Outstanding Discounted Receivables Balance	Number of Contracts	Outstanding Discounted Receivables Balance	Number of Contracts	Outstanding Discounted Receivables Balance
0.00 - 10,000.00	2,101	24.28%	12,283,811.31 AUD	6.70%	153	1,044,769.00 AUD	1,948	11,239,042.31 AUD	1,640	9,636,426.97 AUD	461	2,647,384.34 AUD
10,000.01 - 20,000.00	2,810	32.48%	41,576,106.92 AUD	22.69%	948	14,806,772.28 AUD	1,862	26,769,334.64 AUD	2,456	36,547,372.90 AUD	354	5,028,734.02 AUD
20,000.01 - 30,000.00	1,901	21.97%	46,792,195.95 AUD	25.54%	1,254	31,333,820.76 AUD	647	15,458,375.19 AUD	1,759	43,358,903.44 AUD	142	3,433,292.51 AUD
30,000.01 - 40,000.00	987	11.41%	33,951,066.94 AUD	18.53%	823	28,394,242.55 AUD	164	5,556,824.39 AUD	927	31,914,691.75 AUD	60	2,036,375.19 AUD
40,000.01 - 50,000.00	409	4.73%	18,204,282.09 AUD	9.93%	379	16,879,380.49 AUD	30	1,324,901.60 AUD	381	16,962,052.82 AUD	28	1,242,229.27 AUD
50,000.01 - 60,000.00	205	2.37%	11,092,060.27 AUD	6.05%	185	10,024,346.84 AUD	20	1,067,713.43 AUD	191	10,342,261.32 AUD	14	749,798.95 AUD
60,000.01 - 70,000.00	98	1.13%	6,323,279.96 AUD	3.45%	94	6,065,912.35 AUD	4	257,367.61 AUD	95	6,134,052.07 AUD	3	189,227.89 AUD
70,000.01 - 80,000.00	62	0.72%	4,641,013.00 AUD	2.53%	60	4,489,235.23 AUD	2	151,777.77 AUD	61	4,561,993.82 AUD	1	79,019.18 AUD
80,000.01 - 90,000.00	28	0.32%	2,383,866.07 AUD	1.30%	27	2,296,012.73 AUD	1	87,853.34 AUD	27	2,299,911.25 AUD	1	83,954.82 AUD
90,000.01 - 100,000.00	17	0.20%	1,595,297.00 AUD	0.87%	17	1,595,297.00 AUD	-	- AUD	16	1,497,199.12 AUD	1	98,097.88 AUD
100,000.01 - 110,000.00	14	0.16%	1,449,372.07 AUD	0.79%	12	1,247,162.14 AUD	2	202,209.93 AUD	13	1,348,672.75 AUD	1	100,699.32 AUD
110,000.01 - 120,000.00	5	0.06%	566,500.24 AUD	0.31%	5	566,500.24 AUD	-	- AUD	5	566,500.24 AUD	-	- AUD
120,000.01 - 130,000.00	3	0.03%	367,125.57 AUD	0.20%	2	244,509.19 AUD	1	122,616.38 AUD	3	367,125.57 AUD	-	- AUD
130,000.01 - 140,000.00	2	0.02%	276,875.21 AUD	0.15%	2	276,875.21 AUD	-	- AUD	2	276,875.21 AUD	-	- AUD
140,000.01 - 150,000.00	2	0.02%	294,929.51 AUD	0.16%	2	294,929.51 AUD	-	- AUD	2	294,929.51 AUD	-	- AUD
> 150,000.00	8	0.09%	1,440,778.98 AUD	0.79%	8	1,440,778.98 AUD	-	- AUD	7	1,223,784.93 AUD	1	216,994.05 AUD
Total	8,652	100.00%	183,238,561.09 AUD	100.00%	3,971	121,000,544.50 AUD	4,681	62,238,016.59 AUD	7,585	167,332,753.67 AUD	1,067	15,905,807.42 AUD

Statistics Outstanding Discounted Receivables Balance	
Minimum Outstanding Discounted Receivables Balance	- AUD
Maximum Outstanding Discounted Receivables Balance	239,271.85 AUD
Average Outstanding Discounted Receivables Balance	21,178.75 AUD

Distribution by Original Balance

Total Portfolio					Balloon				Vehicle Status			
Distribution by Original Balance	Number of Contracts	Percentage of Contracts	Outstanding Discounted Receivables Balance	Percentage of Balance	Balloon		No Balloon		New		Used	
					Number of Contracts	Outstanding Discounted Receivables Balance	Number of Contracts	Outstanding Discounted Receivables Balance	Number of Contracts	Outstanding Discounted Receivables Balance	Number of Contracts	Outstanding Discounted Receivables Balance
0.00 - 10,000.00	16	0.18%	41,960.01 AUD	0.02%	-	- AUD	16	41,960.01 AUD	8	26,888.72 AUD	8	15,071.29 AUD
10,000.01 - 20,000.00	742	8.58%	4,538,423.15 AUD	2.48%	88	799,942.20 AUD	654	3,738,480.95 AUD	479	2,939,076.01 AUD	263	1,599,347.14 AUD
20,000.01 - 30,000.00	1,758	20.32%	17,967,589.02 AUD	9.81%	417	5,701,070.09 AUD	1,341	12,266,518.93 AUD	1,421	14,521,647.28 AUD	337	3,445,941.74 AUD
30,000.01 - 40,000.00	1,707	19.73%	26,179,460.17 AUD	14.29%	665	12,772,101.48 AUD	1,042	13,407,358.69 AUD	1,515	23,258,799.16 AUD	192	2,920,661.01 AUD
40,000.01 - 50,000.00	1,513	17.49%	31,289,655.25 AUD	17.08%	791	19,516,197.57 AUD	722	11,773,457.68 AUD	1,396	28,865,933.30 AUD	117	2,423,721.95 AUD
50,000.01 - 60,000.00	1,161	13.42%	30,139,547.97 AUD	16.45%	717	21,459,807.32 AUD	444	8,679,740.65 AUD	1,091	28,217,447.57 AUD	70	1,922,100.40 AUD
60,000.01 - 70,000.00	709	8.19%	21,868,783.15 AUD	11.93%	485	16,848,507.92 AUD	224	5,020,275.23 AUD	678	20,769,884.71 AUD	31	1,098,898.44 AUD
70,000.01 - 80,000.00	407	4.70%	14,938,515.06 AUD	8.15%	298	12,095,178.85 AUD	109	2,843,336.21 AUD	387	14,176,772.34 AUD	20	761,742.72 AUD
80,000.01 - 90,000.00	218	2.52%	9,176,707.39 AUD	5.01%	163	7,664,194.92 AUD	55	1,512,512.47 AUD	204	8,505,910.61 AUD	14	670,796.78 AUD
90,000.01 - 100,000.00	153	1.77%	7,829,252.85 AUD	4.27%	126	6,931,328.53 AUD	27	897,924.32 AUD	150	7,660,796.47 AUD	3	168,456.38 AUD
100,000.01 - 110,000.00	98	1.13%	5,517,550.84 AUD	3.01%	77	4,806,152.56 AUD	21	711,398.28 AUD	93	5,267,578.85 AUD	5	249,971.99 AUD
110,000.01 - 120,000.00	51	0.59%	3,192,377.63 AUD	1.74%	43	2,929,211.70 AUD	8	263,165.93 AUD	49	3,102,527.76 AUD	2	89,849.87 AUD
120,000.01 - 130,000.00	32	0.37%	2,246,238.44 AUD	1.23%	27	1,946,869.18 AUD	5	299,369.26 AUD	31	2,162,283.62 AUD	1	83,954.82 AUD
130,000.01 - 140,000.00	23	0.27%	1,750,907.46 AUD	0.96%	20	1,615,693.34 AUD	3	135,214.12 AUD	21	1,613,307.94 AUD	2	137,599.52 AUD
140,000.01 - 150,000.00	14	0.16%	1,151,780.72 AUD	0.63%	13	1,079,769.75 AUD	1	72,010.97 AUD	14	1,151,780.72 AUD	-	- AUD
> 150,000.00	50	0.58%	5,409,811.98 AUD	2.95%	41	4,834,519.09 AUD	9	575,292.89 AUD	48	5,092,118.61 AUD	2	317,693.37 AUD
Total	8,652	100.00%	183,238,561.09 AUD	100.00%	3,971	121,000,544.50 AUD	4,681	62,238,016.59 AUD	7,585	167,332,753.67 AUD	1,067	15,905,807.42 AUD

Statistics	
Minimum Original Balance	5,000.00 AUD
Maximum Original Balance	390,450.00 AUD
Weighted Average Original Receivables Balance (by ODRB)	61,890.40 AUD

Pool Data IV

Interest Rate paid by the Receivable Debtor

Total Portfolio					Product Type					
Interest Rate paid by the Receivable Debtor	Number of Contracts	Percentage of Contracts	Outstanding Discounted Receivables Balance	Percentage of Balance	Hire Purchase		Chattel Mortgage		Consumer Loan	
					Number of Contracts	Outstanding Discounted Receivables Balance	Number of Contracts	Outstanding Discounted Receivables Balance	Number of Contracts	Outstanding Discounted Receivables Balance
0.00%	4	0.05%	141,956.65 AUD	0.08%	-	- AUD	3	131,016.23 AUD	1	10,940.42 AUD
0.01% - 1.00%	13	0.15%	114,365.02 AUD	0.06%	-	- AUD	5	41,230.61 AUD	8	73,134.41 AUD
1.01% - 2.00%	198	2.29%	2,562,171.05 AUD	1.40%	-	- AUD	54	804,820.95 AUD	144	1,757,350.10 AUD
2.01% - 3.00%	33	0.38%	327,773.81 AUD	0.18%	-	- AUD	11	174,692.07 AUD	22	153,081.74 AUD
3.01% - 4.00%	908	10.49%	21,583,376.00 AUD	11.78%	2	63,111.37 AUD	604	15,871,490.20 AUD	302	5,648,774.43 AUD
4.01% - 5.00%	993	11.48%	24,025,277.96 AUD	13.11%	1	21,466.15 AUD	668	17,355,614.09 AUD	324	6,648,197.72 AUD
5.01% - 6.00%	1,933	22.34%	45,369,323.04 AUD	24.76%	-	- AUD	1,295	32,523,058.85 AUD	638	12,846,264.19 AUD
6.01% - 7.00%	1,655	19.13%	35,459,076.74 AUD	19.35%	2	22,016.11 AUD	923	22,482,189.72 AUD	730	12,954,870.91 AUD
7.01% - 8.00%	1,149	13.28%	21,712,142.11 AUD	11.85%	4	57,347.35 AUD	594	13,449,289.98 AUD	551	8,205,504.78 AUD
8.01% - 9.00%	765	8.84%	14,477,334.14 AUD	7.90%	5	54,696.18 AUD	407	8,723,714.18 AUD	353	5,698,923.78 AUD
9.01% - 10.00%	413	4.77%	7,450,869.59 AUD	4.07%	1	2,104.90 AUD	209	4,318,244.87 AUD	203	3,130,519.82 AUD
10.01% - 11.00%	219	2.53%	3,842,579.00 AUD	2.10%	-	- AUD	125	2,502,296.16 AUD	94	1,340,282.84 AUD
11.01% - 12.00%	139	1.61%	2,437,694.22 AUD	1.33%	-	- AUD	74	1,410,483.30 AUD	65	1,027,210.92 AUD
12.01% - 13.00%	78	0.90%	1,383,109.16 AUD	0.75%	-	- AUD	36	733,118.93 AUD	42	649,990.23 AUD
13.01% - 14.00%	109	1.26%	1,635,542.07 AUD	0.89%	-	- AUD	79	1,193,593.34 AUD	30	441,948.73 AUD
14.01% - 15.00%	19	0.22%	256,462.06 AUD	0.14%	-	- AUD	10	152,139.84 AUD	9	104,322.22 AUD
15.01% - 16.00%	24	0.28%	459,508.47 AUD	0.25%	-	- AUD	13	293,664.06 AUD	11	165,844.41 AUD
> 16.00%	-	0.00%	- AUD	0.00%	-	- AUD	-	- AUD	-	- AUD
Total	8,652	100.00%	183,238,561.09 AUD	100.00%	15	220,742.06 AUD	5,110	122,160,657.38 AUD	3,527	60,857,161.65 AUD

Statistics Interest Rate	
Minimum Interest Rate Debtor	0.00%
Maximum Interest Rate Debtor	15.79%
Weighted Average Interest Rate Debtor	6.45%

Pool Data IV

Interest Rate paid by the Receivable Debtor

Total Portfolio					Balloon				Vehicle Status			
Interest Rate paid by the Receivable Debtor	Number of Contracts	Percentage of Contracts	Outstanding Discounted Receivables Balance	Percentage of Balance	Balloon		No Balloon		New		Used	
					Number of Contracts	Outstanding Discounted Receivables Balance	Number of Contracts	Outstanding Discounted Receivables Balance	Number of Contracts	Outstanding Discounted Receivables Balance	Number of Contracts	Outstanding Discounted Receivables Balance
0.00%	4	0.05%	141,956.65 AUD	0.08%	4	141,956.65 AUD	-	- AUD	4	141,956.65 AUD	-	- AUD
0.01% - 1.00%	13	0.15%	114,365.02 AUD	0.06%	4	44,033.34 AUD	9	70,331.68 AUD	13	114,365.02 AUD	-	- AUD
1.01% - 2.00%	198	2.29%	2,562,171.05 AUD	1.40%	66	1,135,144.63 AUD	132	1,427,026.42 AUD	187	2,338,089.11 AUD	11	224,081.94 AUD
2.01% - 3.00%	33	0.38%	327,773.81 AUD	0.18%	21	307,107.29 AUD	12	20,666.52 AUD	33	327,773.81 AUD	-	- AUD
3.01% - 4.00%	908	10.49%	21,583,376.00 AUD	11.78%	513	15,387,681.98 AUD	395	6,195,694.02 AUD	906	21,356,554.89 AUD	2	226,821.11 AUD
4.01% - 5.00%	993	11.48%	24,025,277.96 AUD	13.11%	538	17,630,477.72 AUD	455	6,394,800.24 AUD	983	23,716,875.36 AUD	10	308,402.60 AUD
5.01% - 6.00%	1,933	22.34%	45,369,323.04 AUD	24.76%	1,008	33,184,366.76 AUD	925	12,184,956.28 AUD	1,784	42,639,949.28 AUD	149	2,729,373.76 AUD
6.01% - 7.00%	1,655	19.13%	35,459,076.74 AUD	19.35%	783	24,320,274.07 AUD	872	11,138,802.67 AUD	1,425	31,415,473.71 AUD	230	4,043,603.03 AUD
7.01% - 8.00%	1,149	13.28%	21,712,142.11 AUD	11.85%	428	12,365,371.31 AUD	721	9,346,770.80 AUD	947	19,038,374.70 AUD	202	2,673,767.41 AUD
8.01% - 9.00%	765	8.84%	14,477,334.14 AUD	7.90%	278	7,789,194.58 AUD	487	6,688,139.56 AUD	609	12,495,812.84 AUD	156	1,981,521.30 AUD
9.01% - 10.00%	413	4.77%	7,450,869.59 AUD	4.07%	146	3,709,811.27 AUD	267	3,741,058.32 AUD	304	6,111,088.76 AUD	109	1,339,780.83 AUD
10.01% - 11.00%	219	2.53%	3,842,579.00 AUD	2.10%	75	2,018,682.56 AUD	144	1,823,896.44 AUD	157	3,098,146.03 AUD	62	744,432.97 AUD
11.01% - 12.00%	139	1.61%	2,437,694.22 AUD	1.33%	45	1,193,041.11 AUD	94	1,244,653.11 AUD	100	1,938,065.44 AUD	39	499,628.78 AUD
12.01% - 13.00%	78	0.90%	1,383,109.16 AUD	0.75%	22	646,008.29 AUD	56	737,100.87 AUD	52	1,070,835.39 AUD	26	312,273.77 AUD
13.01% - 14.00%	109	1.26%	1,635,542.07 AUD	0.89%	26	722,334.26 AUD	83	913,207.81 AUD	57	1,078,155.61 AUD	52	557,386.46 AUD
14.01% - 15.00%	19	0.22%	256,462.06 AUD	0.14%	3	97,260.59 AUD	16	159,201.47 AUD	11	159,893.27 AUD	8	96,568.79 AUD
15.01% - 16.00%	24	0.28%	459,508.47 AUD	0.25%	11	307,798.09 AUD	13	151,710.38 AUD	13	291,343.80 AUD	11	168,164.67 AUD
> 16.00%	-	0.00%	- AUD	0.00%	-	- AUD	-	- AUD	-	- AUD	-	- AUD
Total	8,652	100.00%	183,238,561.09 AUD	100.00%	3,971	121,000,544.50 AUD	4,681	62,238,016.59 AUD	7,585	167,332,753.67 AUD	1,067	15,905,807.42 AUD

Statistics Interest Rate			
Minimum Interest Rate Debtor			0.00%
Maximum Interest Rate Debtor			15.79%
Weighted Average Interest Rate Debtor			6.45%

Pool Data V

Original Term

Total Portfolio					Product Type					
Length of Original Term (months)	Number of Contracts	Percentage of Contracts	Outstanding Discounted Receivables Balance	Percentage of Balance	Hire Purchase		Chattel Mortgage		Consumer Loan	
					Number of Contracts	Outstanding Discounted Receivables Balance	Number of Contracts	Outstanding Discounted Receivables Balance	Number of Contracts	Outstanding Discounted Receivables Balance
0 - 11	-	0.00%	- AUD	0.00%	-	- AUD	-	- AUD	-	- AUD
12 - 23	-	0.00%	- AUD	0.00%	-	- AUD	-	- AUD	-	- AUD
24 - 35	4	0.05%	26,858.65 AUD	0.01%	-	- AUD	3	26,858.65 AUD	1	- AUD
36 - 47	455	5.26%	4,545,891.54 AUD	2.48%	5	45,098.39 AUD	290	3,420,676.30 AUD	160	1,080,116.85 AUD
48 - 59	1,706	19.72%	30,354,662.52 AUD	16.57%	3	59,442.04 AUD	1,127	22,198,330.11 AUD	576	8,096,890.37 AUD
60 - 71	6,043	69.85%	138,711,406.85 AUD	75.70%	7	116,201.63 AUD	3,690	96,514,792.32 AUD	2,346	42,080,412.90 AUD
> 71	444	5.13%	9,599,741.53 AUD	5.24%	-	- AUD	-	- AUD	444	9,599,741.53 AUD
Total	8,652	100.00%	183,238,561.09 AUD	100.00%	15	220,742.06 AUD	5,110	122,160,657.38 AUD	3,527	60,857,161.65 AUD

Statistics Original Term	
Minimum Original Term in months	30
Maximum Original Term in months	84
Weighted Average Original Term month (by ODRB)	58.64

Remaining Term

Total Portfolio					Product Type					
Length of Remaining Term (months)	Number of Contracts	Percentage of Contracts	Outstanding Discounted Receivables Balance	Percentage of Balance	Hire Purchase		Chattel Mortgage		Consumer Loan	
					Number of Contracts	Outstanding Discounted Receivables Balance	Number of Contracts	Outstanding Discounted Receivables Balance	Number of Contracts	Outstanding Discounted Receivables Balance
0 - 11	2,104	24.32%	27,517,694.93 AUD	15.02%	7	41,888.80 AUD	1,333	20,264,318.78 AUD	764	7,211,487.35 AUD
12 - 23	3,649	42.18%	78,747,231.86 AUD	42.98%	6	119,398.14 AUD	2,278	56,556,461.18 AUD	1,365	22,071,372.54 AUD
24 - 35	2,563	29.62%	68,934,913.52 AUD	37.62%	2	59,455.12 AUD	1,498	45,313,424.40 AUD	1,063	23,562,034.00 AUD
36 - 47	187	2.16%	4,188,016.37 AUD	2.29%	-	- AUD	1	26,453.02 AUD	186	4,161,563.35 AUD
48 - 59	149	1.72%	3,850,704.41 AUD	2.10%	-	- AUD	-	- AUD	149	3,850,704.41 AUD
60 - 71	-	0.00%	- AUD	0.00%	-	- AUD	-	- AUD	-	- AUD
> 71	-	0.00%	- AUD	0.00%	-	- AUD	-	- AUD	-	- AUD
Total	8,652	100.00%	183,238,561.09 AUD	100.00%	15	220,742.06 AUD	5,110	122,160,657.38 AUD	3,527	60,857,161.65 AUD

Statistics Remaining Term	
Minimum Remaining Term in months	0
Maximum Remaining Term in months	58
Weighted Average Remaining Term in months (by ODRB)	21.17

Distribution by Seasoning

Total Portfolio					Product Type					
Seasoning (months)	Number of Contracts	Percentage of Contracts	Outstanding Discounted Receivables Balance	Percentage of Balance	Hire Purchase		Chattel Mortgage		Consumer Loan	
					Number of Contracts	Outstanding Discounted Receivables Balance	Number of Contracts	Outstanding Discounted Receivables Balance	Number of Contracts	Outstanding Discounted Receivables Balance
0 - 11	-	0.00%	- AUD	0.00%	-	- AUD	-	- AUD	-	- AUD
12 - 23	2	0.02%	78,302.83 AUD	0.04%	-	- AUD	-	- AUD	2	78,302.83 AUD
24 - 35	3,125	36.12%	75,346,099.55 AUD	41.12%	7	104,471.06 AUD	1,809	48,456,285.58 AUD	1,309	26,785,342.91 AUD
36 - 47	4,710	54.44%	97,206,160.28 AUD	53.05%	6	99,476.53 AUD	2,851	66,312,638.07 AUD	1,853	30,794,045.68 AUD
48 - 59	785	9.07%	10,348,495.25 AUD	5.65%	2	16,794.47 AUD	446	7,313,184.56 AUD	337	3,018,516.22 AUD
60 - 71	24	0.28%	246,359.97 AUD	0.13%	-	- AUD	4	78,549.17 AUD	20	167,810.80 AUD
> 71	6	0.07%	13,143.21 AUD	0.01%	-	- AUD	-	- AUD	6	13,143.21 AUD
Total	8,652	100.00%	183,238,561.09 AUD	100.00%	15	220,742.06 AUD	5,110	122,160,657.38 AUD	3,527	60,857,161.65 AUD

Statistics Seasoning	
Minimum Seasoning in months	13
Maximum Seasoning in months	83
Weighted Average Seasoning Term in months (by ODRB)	37.66

Pool Data V

Original Term

Total Portfolio					Balloon				Vehicle Status			
Length of Original Term (months)	Number of Contracts	Percentage of Contracts	Outstanding Discounted Receivables Balance	Percentage of Balance	Balloon		No Balloon		New		Used	
					Number of Contracts	Outstanding Discounted Receivables Balance	Number of Contracts	Outstanding Discounted Receivables Balance	Number of Contracts	Outstanding Discounted Receivables Balance	Number of Contracts	Outstanding Discounted Receivables Balance
0 - 11	-	0.00%	- AUD	0.00%	-	- AUD	-	- AUD	-	- AUD	-	- AUD
12 - 23	-	0.00%	- AUD	0.00%	-	- AUD	-	- AUD	-	- AUD	-	- AUD
24 - 35	4	0.05%	26,858.65 AUD	0.01%	2	22,600.91 AUD	2	4,257.74 AUD	2	4,257.74 AUD	2	22,600.91 AUD
36 - 47	455	5.26%	4,545,891.54 AUD	2.48%	158	3,560,756.85 AUD	297	985,134.69 AUD	379	4,149,516.68 AUD	76	396,374.86 AUD
48 - 59	1,706	19.72%	30,354,662.52 AUD	16.57%	880	23,014,104.08 AUD	826	7,340,558.44 AUD	1,554	28,813,773.36 AUD	152	1,540,889.16 AUD
60 - 71	6,043	69.85%	138,711,406.85 AUD	75.70%	2,931	94,403,082.66 AUD	3,112	44,308,324.19 AUD	5,290	126,408,305.41 AUD	753	12,303,101.44 AUD
> 71	444	5.13%	9,599,741.53 AUD	5.24%	-	- AUD	444	9,599,741.53 AUD	360	7,956,900.48 AUD	84	1,642,841.05 AUD
Total	8,652	100.00%	183,238,561.09 AUD	100.00%	3,971	121,000,544.50 AUD	4,681	62,238,016.59 AUD	7,585	167,332,753.67 AUD	1,067	15,905,807.42 AUD

Statistics Original Term	
Minimum Original Term in months	30
Maximum Original Term in months	84
Weighted Average Original Term month (by ODRB)	58.64

Remaining Term

Total Portfolio					Balloon				Vehicle Status			
Length of Remaining Term (months)	Number of Contracts	Percentage of Contracts	Outstanding Discounted Receivables Balance	Percentage of Balance	Balloon		No Balloon		New		Used	
					Number of Contracts	Outstanding Discounted Receivables Balance	Number of Contracts	Outstanding Discounted Receivables Balance	Number of Contracts	Outstanding Discounted Receivables Balance	Number of Contracts	Outstanding Discounted Receivables Balance
0 - 11	2,104	24.32%	27,517,694.93 AUD	15.02%	985	21,655,521.36 AUD	1,119	5,862,173.57 AUD	1,863	25,748,908.17 AUD	241	1,768,786.76 AUD
12 - 23	3,649	42.18%	78,747,231.86 AUD	42.98%	1,741	54,071,241.88 AUD	1,908	24,675,989.98 AUD	3,224	72,214,820.72 AUD	425	6,532,411.14 AUD
24 - 35	2,563	29.62%	68,934,913.52 AUD	37.62%	1,243	45,197,613.50 AUD	1,320	23,737,300.02 AUD	2,227	62,738,201.35 AUD	336	6,196,712.17 AUD
36 - 47	187	2.16%	4,188,016.37 AUD	2.29%	2	76,167.76 AUD	185	4,111,846.61 AUD	158	3,627,160.81 AUD	29	560,855.56 AUD
48 - 59	149	1.72%	3,850,704.41 AUD	2.10%	-	- AUD	149	3,850,704.41 AUD	113	3,003,662.62 AUD	36	847,041.79 AUD
60 - 71	-	0.00%	- AUD	0.00%	-	- AUD	-	- AUD	-	- AUD	-	- AUD
> 71	-	0.00%	- AUD	0.00%	-	- AUD	-	- AUD	-	- AUD	-	- AUD
Total	8,652	100.00%	183,238,561.09 AUD	100.00%	3,971	121,000,544.50 AUD	4,681	62,238,016.59 AUD	7,585	167,332,753.67 AUD	1,067	15,905,807.42 AUD

Statistics Remaining Term	
Minimum Remaining Term in months	0
Maximum Remaining Term in months	58
Weighted Average Remaining Term in months (by ODRB)	21.17

Distribution by Seasoning

Total Portfolio					Balloon				Vehicle Status			
Seasoning (months)	Number of Contracts	Percentage of Contracts	Outstanding Discounted Receivables Balance	Percentage of Balance	Balloon		No Balloon		New		Used	
					Number of Contracts	Outstanding Discounted Receivables Balance	Number of Contracts	Outstanding Discounted Receivables Balance	Number of Contracts	Outstanding Discounted Receivables Balance	Number of Contracts	Outstanding Discounted Receivables Balance
0 - 11	-	0.00%	- AUD	0.00%	-	- AUD	-	- AUD	-	- AUD	-	- AUD
12 - 23	2	0.02%	78,302.83 AUD	0.04%	1	49,714.74 AUD	1	28,588.09 AUD	1	49,714.74 AUD	1	28,588.09 AUD
24 - 35	3,125	36.12%	75,346,099.55 AUD	41.12%	1,403	48,623,621.00 AUD	1,722	26,722,478.55 AUD	2,690	68,452,181.88 AUD	435	6,893,917.67 AUD
36 - 47	4,710	54.44%	97,206,160.28 AUD	53.05%	2,217	64,890,421.84 AUD	2,493	32,315,738.44 AUD	4,193	89,197,245.90 AUD	517	8,008,914.38 AUD
48 - 59	785	9.07%	10,348,495.25 AUD	5.65%	345	7,358,237.75 AUD	440	2,990,257.50 AUD	675	9,392,385.26 AUD	110	956,109.99 AUD
60 - 71	24	0.28%	246,359.97 AUD	0.13%	5	78,549.17 AUD	19	167,810.80 AUD	21	228,490.60 AUD	3	17,869.37 AUD
> 71	6	0.07%	13,143.21 AUD	0.01%	-	- AUD	6	13,143.21 AUD	5	12,735.29 AUD	1	407.92 AUD
Total	8,652	100.00%	183,238,561.09 AUD	100.00%	3,971	121,000,544.50 AUD	4,681	62,238,016.59 AUD	7,585	167,332,753.67 AUD	1,067	15,905,807.42 AUD

Statistics Seasoning	
Minimum Seasoning in months	13
Maximum Seasoning in months	83
Weighted Average Seasoning Term in months (by ODRB)	37.66

Pool Data VI

Product Type

Total Portfolio					Balloon				Vehicle Status			
Product Type	Number of Contracts	Percentage of Contracts	Outstanding Discounted Receivables Balance	Percentage of Balance	Balloon		No Balloon		New		Used	
					Number of Contracts	Outstanding Discounted Receivables Balance	Number of Contracts	Outstanding Discounted Receivables Balance	Number of Contracts	Outstanding Discounted Receivables Balance	Number of Contracts	Outstanding Discounted Receivables Balance
Hire Purchase	15	0.17%	220,742.06 AUD	0.12%	6	128,696.67 AUD	9	92,045.39 AUD	6	121,733.11 AUD	9	99,008.95 AUD
Chattel Mortgage	5,110	59.06%	122,160,657.38 AUD	66.67%	2,889	91,519,317.19 AUD	2,221	30,641,340.19 AUD	4,553	112,917,917.30 AUD	557	9,242,740.08 AUD
Consumer Loan	3,527	40.77%	60,857,161.65 AUD	33.21%	1,076	29,352,530.64 AUD	2,451	31,504,631.01 AUD	3,026	54,293,103.26 AUD	501	6,564,058.39 AUD
Total	8,652	100.00%	183,238,561.09 AUD	100.00%	3,971	121,000,544.50 AUD	4,681	62,238,016.59 AUD	7,585	167,332,753.67 AUD	1,067	15,905,807.42 AUD

Vehicle Status

Total Portfolio					Product Type					
Type of Car	Number of Contracts	Percentage of Contracts	Outstanding Discounted Receivables Balance	Percentage of Balance	Hire Purchase		Chattel Mortgage		Consumer Loan	
					Number of Contracts	Outstanding Discounted Receivables Balance	Number of Contracts	Outstanding Discounted Receivables Balance	Number of Contracts	Outstanding Discounted Receivables Balance
New Vehicles	7,585	87.67%	167,332,753.67 AUD	91.32%	6	121,733.11 AUD	4,553	112,917,917.30 AUD	3,026	54,293,103.26 AUD
Used Vehicles	1,067	12.33%	15,905,807.42 AUD	8.68%	9	99,008.95 AUD	557	9,242,740.08 AUD	501	6,564,058.39 AUD
Total	8,652	100.00%	183,238,561.09 AUD	100.00%	15	220,742.06 AUD	5,110	122,160,657.38 AUD	3,527	60,857,161.65 AUD

Balloon

Total Portfolio				
Balloon	Number of Contracts	Percentage of Contracts	Outstanding Discounted Receivables Balance	Percentage of Balance
Balloon	3,971	45.90%	121,000,544.50 AUD	66.03%
No Balloon	4,681	54.10%	62,238,016.59 AUD	33.97%
Total	8,652	100.00%	183,238,561.09 AUD	100.00%

Pool Data VII

Distribution by Vehicle Brand and Models

Total Portfolio						Product Type					
Make	Model	Number of Contracts	Percentage of Contracts	Outstanding Discounted Receivables Balance	Percentage of Balance	Hire Purchase		Chattel Mortgage		Consumer Loan	
						Number of Contracts	Outstanding Discounted Receivables Balance	Number of Contracts	Outstanding Discounted Receivables Balance	Number of Contracts	Outstanding Discounted Receivables Balance
Volkswagen Group Vehicles											
AUDI	A1	148	1.71%	1,836,772.50 AUD	1.00%	2	16,754.85 AUD	58	737,618.38 AUD	88	1,082,399.27 AUD
	A3	482	5.57%	12,241,942.42 AUD	6.68%	-	- AUD	243	6,974,144.55 AUD	239	5,267,797.87 AUD
	A4	360	4.16%	8,249,137.47 AUD	4.50%	1	15,441.39 AUD	216	5,495,800.16 AUD	143	2,737,895.92 AUD
	A5	251	2.90%	7,934,207.54 AUD	4.33%	1	34,041.72 AUD	169	5,643,694.21 AUD	81	2,256,471.61 AUD
	A6	64	0.74%	2,302,590.89 AUD	1.26%	1	25,413.40 AUD	51	1,839,541.61 AUD	12	437,635.88 AUD
	A7	19	0.22%	979,683.87 AUD	0.53%	-	- AUD	15	805,399.99 AUD	4	174,283.88 AUD
	A8	14	0.16%	1,027,139.48 AUD	0.56%	-	- AUD	14	1,027,139.48 AUD	-	- AUD
	Q3	341	3.94%	8,039,896.02 AUD	4.39%	-	- AUD	178	4,499,132.03 AUD	163	3,540,763.99 AUD
	Q5	478	5.52%	15,311,732.73 AUD	8.36%	-	- AUD	321	10,837,853.45 AUD	157	4,473,879.28 AUD
	Q7	271	3.13%	12,302,018.86 AUD	6.71%	-	- AUD	218	9,995,382.50 AUD	53	2,306,636.36 AUD
	R8	6	0.07%	723,410.51 AUD	0.39%	-	- AUD	6	723,410.51 AUD	-	- AUD
	TT	58	0.67%	2,016,379.48 AUD	1.10%	-	- AUD	36	1,357,555.79 AUD	22	658,823.69 AUD
	SubTotal	2,492	28.80%	72,964,911.77 AUD	39.82%	5	91,651.36 AUD	1,525	49,936,672.66 AUD	962	22,936,587.75 AUD
BENTLEY	CONTINENTAL	1	0.01%	216,994.05 AUD	0.12%	-	- AUD	1	216,994.05 AUD	-	- AUD
	FLYING SPUR	1	0.01%	239,271.85 AUD	0.13%	-	- AUD	1	239,271.85 AUD	-	- AUD
	SubTotal	2	0.02%	456,265.90 AUD	0.25%	-	- AUD	2	456,265.90 AUD	-	- AUD
LAMBORGHINI	GALLARDO	-	0.00%	- AUD	0.00%	-	- AUD	-	- AUD	-	- AUD
	SubTotal	-	0.00%	- AUD	0.00%	-	- AUD	-	- AUD	-	- AUD
PORSCHE	BOXSTER	-	0.00%	- AUD	0.00%	-	- AUD	-	- AUD	-	- AUD
	CARRERA / 911	3	0.03%	116,622.66 AUD	0.06%	-	- AUD	2	109,541.93 AUD	1	7,080.73 AUD
	CAYENNE	4	0.05%	169,463.49 AUD	0.09%	-	- AUD	3	149,438.33 AUD	1	20,025.16 AUD
	CAYMAN	-	0.00%	- AUD	0.00%	-	- AUD	-	- AUD	-	- AUD
	MACAN	2	0.02%	158,716.52 AUD	0.09%	-	- AUD	2	158,716.52 AUD	-	- AUD
	SubTotal	9	0.10%	444,802.67 AUD	0.24%	-	- AUD	7	417,696.78 AUD	2	27,105.89 AUD
SKODA	FABIA	35	0.40%	253,577.29 AUD	0.14%	-	- AUD	12	88,962.22 AUD	23	164,615.07 AUD
	OCTAVIA	200	2.31%	2,908,245.34 AUD	1.59%	-	- AUD	80	1,217,088.47 AUD	120	1,691,156.87 AUD
	RAPID	21	0.24%	143,961.81 AUD	0.08%	-	- AUD	8	58,805.72 AUD	13	85,156.09 AUD
	ROOMSTER	1	0.01%	836.23 AUD	0.00%	-	- AUD	-	- AUD	1	836.23 AUD
	SUPERB	30	0.35%	460,702.52 AUD	0.25%	-	- AUD	14	201,694.31 AUD	16	259,008.21 AUD
	YETI	66	0.76%	608,070.85 AUD	0.33%	-	- AUD	17	161,364.06 AUD	49	446,706.79 AUD
	SubTotal	353	4.08%	4,375,394.04 AUD	2.39%	-	- AUD	131	1,727,914.78 AUD	222	2,647,479.26 AUD
VOLKSWAGEN	AMAROK	1,049	12.12%	23,240,077.76 AUD	12.68%	-	- AUD	892	19,934,120.31 AUD	157	3,305,957.45 AUD
	CADDY	192	2.22%	2,347,169.14 AUD	1.28%	-	- AUD	180	2,201,752.69 AUD	12	145,416.45 AUD
	CARAVELLE	2	0.02%	65,781.11 AUD	0.04%	-	- AUD	2	65,781.11 AUD	-	- AUD
	CRAFTER	75	0.87%	1,427,971.50 AUD	0.78%	-	- AUD	72	1,364,124.79 AUD	3	63,846.71 AUD
	EOS	10	0.12%	98,043.18 AUD	0.05%	-	- AUD	3	45,914.88 AUD	7	52,128.30 AUD
	GOLF	1,134	13.11%	17,356,660.33 AUD	9.47%	3	24,031.18 AUD	459	7,911,388.05 AUD	672	9,421,241.10 AUD
	JETTA	131	1.51%	1,365,745.04 AUD	0.75%	-	- AUD	46	539,774.55 AUD	85	825,970.49 AUD
	MULTIVAN	64	0.74%	1,470,957.83 AUD	0.80%	-	- AUD	55	1,277,874.44 AUD	9	193,083.39 AUD
	NEW BEETLE	9	0.10%	106,274.62 AUD	0.06%	1	12,644.94 AUD	5	55,133.74 AUD	3	38,495.94 AUD
	PASSAT	193	2.23%	3,151,370.68 AUD	1.72%	-	- AUD	104	1,852,677.75 AUD	89	1,298,692.93 AUD
	POLO	377	4.36%	3,528,558.43 AUD	1.93%	-	- AUD	110	1,067,326.40 AUD	267	2,461,232.03 AUD
	SCIROCCO	22	0.25%	530,775.18 AUD	0.29%	-	- AUD	13	348,919.72 AUD	9	181,855.46 AUD
	TIGUAN	371	4.29%	5,760,784.72 AUD	3.14%	1	9,371.17 AUD	183	2,941,400.77 AUD	187	2,810,012.78 AUD
	TOUAREG	205	2.37%	6,713,218.54 AUD	3.66%	1	37,780.42 AUD	149	5,122,304.37 AUD	55	1,553,133.75 AUD
	TRANSPORTER	152	1.76%	2,282,670.52 AUD	1.25%	1	2,104.90 AUD	143	2,145,775.77 AUD	8	134,789.85 AUD
	UP!	7	0.08%	23,617.18 AUD	0.01%	-	- AUD	2	7,939.07 AUD	5	15,678.11 AUD
	SubTotal	3,993	46.15%	69,469,675.76 AUD	37.91%	7	85,932.61 AUD	2,418	46,882,208.41 AUD	1,568	22,501,534.74 AUD
Volkswagen Group Vehicles	SubTotal	6,849	79.16%	147,711,050.14 AUD	80.61%	12	177,583.97 AUD	4,083	99,420,758.53 AUD	2,754	48,112,707.64 AUD

Pool Data VII

Distribution by Vehicle Brand and Models

Total Portfolio						Balloon				Vehicle Status			
Make	Model	Number of Contracts	Percentage of Contracts	Outstanding Discounted Receivables Balance	Percentage of Balance	Balloon		No Balloon		New		Used	
						Number of Contracts	Outstanding Discounted Receivables Balance	Number of Contracts	Outstanding Discounted Receivables Balance	Number of Contracts	Outstanding Discounted Receivables Balance	Number of Contracts	Outstanding Discounted Receivables Balance
Volkswagen Group Vehicles													
AUDI	A1	148	1.71%	1,836,772.50 AUD	1.00%	65	1,067,196.48 AUD	83	769,576.02 AUD	129	1,704,675.88 AUD	19	132,096.62 AUD
	A3	482	5.57%	12,241,942.42 AUD	6.68%	306	9,634,737.38 AUD	176	2,607,205.04 AUD	458	11,929,308.20 AUD	24	312,634.22 AUD
	A4	360	4.16%	8,249,137.47 AUD	4.50%	217	6,336,249.00 AUD	143	1,912,888.47 AUD	309	7,462,353.68 AUD	51	786,783.79 AUD
	A5	251	2.90%	7,934,207.54 AUD	4.33%	161	6,248,133.45 AUD	90	1,686,074.09 AUD	206	6,920,864.61 AUD	45	1,013,342.93 AUD
	A6	64	0.74%	2,302,590.89 AUD	1.26%	39	1,866,807.85 AUD	25	435,783.04 AUD	48	1,937,839.80 AUD	16	364,751.09 AUD
	A7	19	0.22%	979,683.87 AUD	0.53%	15	862,959.72 AUD	4	116,724.15 AUD	18	952,626.81 AUD	1	27,057.06 AUD
	A8	14	0.16%	1,027,139.48 AUD	0.56%	11	957,323.69 AUD	3	69,815.79 AUD	13	1,018,056.84 AUD	1	9,082.64 AUD
	Q3	341	3.94%	8,039,896.02 AUD	4.39%	213	6,059,897.31 AUD	128	1,979,998.71 AUD	325	7,692,695.39 AUD	16	347,200.63 AUD
	Q5	478	5.52%	15,311,732.73 AUD	8.36%	323	12,578,132.61 AUD	155	2,733,600.12 AUD	433	14,377,976.76 AUD	45	933,755.97 AUD
	Q7	271	3.13%	12,302,018.86 AUD	6.71%	176	9,763,574.20 AUD	95	2,538,444.66 AUD	239	11,447,320.48 AUD	32	854,698.38 AUD
	R8	6	0.07%	723,410.51 AUD	0.39%	3	482,505.35 AUD	3	240,905.16 AUD	6	723,410.51 AUD	-	- AUD
	TT	58	0.67%	2,016,379.48 AUD	1.10%	35	1,566,982.45 AUD	23	449,397.03 AUD	52	1,906,315.17 AUD	6	110,064.31 AUD
	SubTotal	2,492	28.80%	72,964,911.77 AUD	39.82%	1,564	57,424,499.49 AUD	928	15,540,412.28 AUD	2,236	68,073,444.13 AUD	256	4,891,467.64 AUD
BENTLEY	CONTINENTAL	1	0.01%	216,994.05 AUD	0.12%	1	216,994.05 AUD	-	- AUD	-	- AUD	1	216,994.05 AUD
	FLYING SPUR	1	0.01%	239,271.85 AUD	0.13%	1	239,271.85 AUD	-	- AUD	1	239,271.85 AUD	-	- AUD
	SubTotal	2	0.02%	456,265.90 AUD	0.25%	2	456,265.90 AUD	-	- AUD	1	239,271.85 AUD	1	216,994.05 AUD
LAMBORGHINI	GALLARDO	-	0.00%	- AUD	0.00%	-	- AUD	-	- AUD	-	- AUD	-	- AUD
	SubTotal	-	0.00%	- AUD	0.00%	-	- AUD	-	- AUD	-	- AUD	-	- AUD
PORSCHE	BOXSTER	-	0.00%	- AUD	0.00%	-	- AUD	-	- AUD	-	- AUD	-	- AUD
	CARRERA / 911	3	0.03%	116,622.66 AUD	0.06%	-	- AUD	3	116,622.66 AUD	-	- AUD	3	116,622.66 AUD
	CAYENNE	4	0.05%	169,463.49 AUD	0.09%	2	129,630.78 AUD	2	39,832.71 AUD	-	- AUD	4	169,463.49 AUD
	CAYMAN	-	0.00%	- AUD	0.00%	-	- AUD	-	- AUD	-	- AUD	-	- AUD
	MACAN	2	0.02%	158,716.52 AUD	0.09%	2	158,716.52 AUD	-	- AUD	2	158,716.52 AUD	-	- AUD
	SubTotal	9	0.10%	444,802.67 AUD	0.24%	4	288,347.30 AUD	5	156,455.37 AUD	2	158,716.52 AUD	7	286,086.15 AUD
SKODA	FABIA	35	0.40%	253,577.29 AUD	0.14%	6	50,174.59 AUD	29	203,402.70 AUD	34	249,520.29 AUD	1	4,057.00 AUD
	OCTAVIA	200	2.31%	2,908,245.34 AUD	1.59%	76	1,376,840.89 AUD	124	1,531,404.45 AUD	193	2,840,812.62 AUD	7	67,432.72 AUD
	RAPID	21	0.24%	143,961.81 AUD	0.08%	7	61,337.39 AUD	14	82,624.42 AUD	21	143,961.81 AUD	-	- AUD
	ROOMSTER	1	0.01%	836.23 AUD	0.00%	-	- AUD	1	836.23 AUD	1	836.23 AUD	-	- AUD
	SUPERB	30	0.35%	460,702.52 AUD	0.25%	13	216,261.34 AUD	17	244,441.18 AUD	28	425,655.46 AUD	2	35,047.06 AUD
	YETI	66	0.76%	608,070.85 AUD	0.33%	20	225,160.92 AUD	46	382,909.93 AUD	63	582,668.65 AUD	3	25,402.20 AUD
	SubTotal	353	4.08%	4,375,394.04 AUD	2.39%	122	1,929,775.13 AUD	231	2,445,618.91 AUD	340	4,243,455.06 AUD	13	131,938.98 AUD
VOLKSWAGEN	AMAROK	1,049	12.12%	23,240,077.76 AUD	12.68%	547	15,058,034.99 AUD	502	8,182,042.77 AUD	1,008	22,584,673.62 AUD	41	655,404.14 AUD
	CADDY	192	2.22%	2,347,169.14 AUD	1.28%	85	1,389,736.70 AUD	107	957,432.44 AUD	177	2,236,354.25 AUD	15	110,814.89 AUD
	CARAVELLE	2	0.02%	65,781.11 AUD	0.04%	2	65,781.11 AUD	-	- AUD	2	65,781.11 AUD	-	- AUD
	CRAFTER	75	0.87%	1,427,971.50 AUD	0.78%	27	682,758.91 AUD	48	745,212.59 AUD	69	1,303,011.16 AUD	6	124,960.34 AUD
	EOS	10	0.12%	98,043.18 AUD	0.05%	2	35,349.61 AUD	8	62,693.57 AUD	3	40,545.84 AUD	7	57,497.34 AUD
	GOLF	1,134	13.11%	17,356,660.33 AUD	9.47%	433	9,406,108.17 AUD	701	7,950,552.16 AUD	1,062	16,709,008.91 AUD	72	647,651.42 AUD
	JETTA	131	1.51%	1,365,745.04 AUD	0.75%	30	449,852.34 AUD	101	915,892.70 AUD	115	1,250,191.84 AUD	16	115,553.20 AUD
	MULTIVAN	64	0.74%	1,470,957.83 AUD	0.80%	35	1,040,496.61 AUD	29	430,461.22 AUD	62	1,432,302.47 AUD	2	38,655.36 AUD
	NEW BEETLE	9	0.10%	106,274.62 AUD	0.06%	4	61,155.19 AUD	5	45,119.43 AUD	9	106,274.62 AUD	-	- AUD
	PASSAT	193	2.23%	3,151,370.68 AUD	1.72%	82	1,888,279.06 AUD	111	1,263,091.62 AUD	148	2,663,537.90 AUD	45	487,832.78 AUD
	POLO	377	4.36%	3,528,558.43 AUD	1.93%	84	1,056,634.19 AUD	293	2,471,924.24 AUD	365	3,443,073.34 AUD	12	85,485.09 AUD
	SCIROCCO	22	0.25%	530,775.18 AUD	0.29%	10	333,073.25 AUD	10	197,701.93 AUD	21	512,622.99 AUD	1	18,152.19 AUD
	TIGUAN	371	4.29%	5,760,784.72 AUD	3.14%	145	3,102,415.98 AUD	226	2,658,368.74 AUD	343	5,444,748.27 AUD	28	316,036.45 AUD
	TOUAREG	205	2.37%	6,713,218.54 AUD	3.66%	134	5,368,241.57 AUD	71	1,344,976.97 AUD	187	6,272,570.04 AUD	18	440,648.50 AUD
	TRANSPORTER	152	1.76%	2,282,670.52 AUD	1.25%	63	1,351,091.98 AUD	89	931,578.54 AUD	138	2,180,472.32 AUD	14	102,198.20 AUD
	UP!	7	0.08%	23,617.18 AUD	0.01%	1	5,372.76 AUD	6	18,244.42 AUD	7	23,617.18 AUD	-	- AUD
	SubTotal	3,993	46.15%	69,469,675.76 AUD	37.91%	1,686	41,294,382.42 AUD	2,307	28,175,293.34 AUD	3,716	66,268,785.86 AUD	277	3,200,889.90 AUD
Volkswagen Group Vehicles	SubTotal	6,849	79.16%	147,711,050.14 AUD	80.61%	3,378	101,393,270.24 AUD	3,471	46,317,779.90 AUD	6,295	138,983,673.42 AUD	554	8,727,376.72 AUD

Pool Data VII

Distribution by Vehicle Brand and Models

Total Portfolio						Product Type					
Make	Model	Number of Contracts	Percentage of Contracts	Outstanding Discounted Receivables Balance	Percentage of Balance	Hire Purchase		Chattel Mortgage		Consumer Loan	
						Number of Contracts	Outstanding Discounted Receivables Balance	Number of Contracts	Outstanding Discounted Receivables Balance	Number of Contracts	Outstanding Discounted Receivables Balance
Other Vehicles											
LAND ROVER		149	1.72%	6,305,659.05 AUD	3.44%	-	- AUD	103	4,487,251.94 AUD	46	1,818,407.11 AUD
HOLDEN		332	3.84%	5,192,859.93 AUD	2.83%	-	- AUD	159	2,851,276.32 AUD	173	2,341,583.61 AUD
SUBARU		119	1.38%	2,009,948.17 AUD	1.10%	1	25,330.95 AUD	55	996,010.68 AUD	63	988,606.54 AUD
TOYOTA		131	1.51%	2,051,156.07 AUD	1.12%	-	- AUD	83	1,375,006.81 AUD	48	676,149.26 AUD
HONDA		149	1.72%	1,968,686.07 AUD	1.07%	-	- AUD	46	648,764.06 AUD	103	1,319,922.01 AUD
MITSUBISHI		125	1.44%	1,825,667.99 AUD	1.00%	-	- AUD	83	1,216,962.71 AUD	42	608,705.28 AUD
FORD		83	0.96%	1,622,859.54 AUD	0.89%	-	- AUD	71	1,437,517.66 AUD	12	185,341.88 AUD
BMW		57	0.66%	1,596,258.03 AUD	0.87%	-	- AUD	32	983,667.29 AUD	25	612,590.74 AUD
NISSAN		103	1.19%	1,522,857.87 AUD	0.83%	1	1,492.41 AUD	47	716,151.66 AUD	55	805,213.80 AUD
MAZDA		111	1.28%	1,485,028.61 AUD	0.81%	-	- AUD	57	839,425.67 AUD	54	645,602.94 AUD
MERCEDES-BENZ		52	0.60%	1,369,674.97 AUD	0.75%	-	- AUD	42	1,121,088.08 AUD	10	248,586.89 AUD
JAGUAR		23	0.27%	959,254.33 AUD	0.52%	-	- AUD	15	663,181.58 AUD	8	296,072.75 AUD
JEEP		46	0.53%	1,168,983.95 AUD	0.64%	1	16,334.73 AUD	28	712,553.44 AUD	17	440,095.78 AUD
RENAULT		72	0.83%	966,560.04 AUD	0.53%	-	- AUD	51	741,440.24 AUD	21	225,119.80 AUD
ROVER		32	0.37%	1,202,761.78 AUD	0.66%	-	- AUD	23	928,523.30 AUD	9	274,238.48 AUD
MASERATI		10	0.12%	938,544.39 AUD	0.51%	-	- AUD	10	938,544.39 AUD	-	- AUD
HYUNDAI		54	0.62%	624,821.26 AUD	0.34%	-	- AUD	26	287,915.18 AUD	28	336,906.08 AUD
VOLVO		23	0.27%	623,734.54 AUD	0.34%	-	- AUD	11	345,515.11 AUD	12	278,219.43 AUD
ISUZU		37	0.43%	612,167.03 AUD	0.33%	-	- AUD	33	544,969.06 AUD	4	67,197.97 AUD
KIA		19	0.22%	247,083.19 AUD	0.13%	-	- AUD	10	156,800.68 AUD	9	90,282.51 AUD
LEXUS		12	0.14%	219,143.45 AUD	0.12%	-	- AUD	5	70,414.80 AUD	7	148,728.65 AUD
SUZUKI		22	0.25%	169,389.99 AUD	0.09%	-	- AUD	10	74,456.60 AUD	12	94,933.39 AUD
FERRARI		-	0.00%	- AUD	0.00%	-	- AUD	-	- AUD	-	- AUD
CHRYSLER		4	0.05%	145,127.39 AUD	0.08%	-	- AUD	3	113,510.29 AUD	1	31,617.10 AUD
ALFA ROMEO		-	0.06%	116,575.59 AUD	0.06%	-	- AUD	2	18,138.62 AUD	3	98,436.97 AUD
ASTON MARTIN		-	0.00%	- AUD	0.00%	-	- AUD	-	- AUD	-	- AUD
PEUGEOT		8	0.09%	78,832.79 AUD	0.04%	-	- AUD	5	50,433.72 AUD	3	28,399.07 AUD
FIAT		5	0.06%	47,311.44 AUD	0.03%	-	- AUD	2	16,114.04 AUD	3	31,197.40 AUD
TESLA		1	0.01%	137,152.02 AUD	0.07%	-	- AUD	1	137,152.02 AUD	-	- AUD
CITROEN		3	0.03%	51,765.55 AUD	0.03%	-	- AUD	3	51,765.55 AUD	-	- AUD
MINI		3	0.03%	37,941.59 AUD	0.02%	-	- AUD	1	14,883.86 AUD	2	23,057.73 AUD
MCLAREN		1	0.01%	85,383.04 AUD	0.05%	-	- AUD	1	85,383.04 AUD	-	- AUD
FOTON		5	0.06%	36,566.34 AUD	0.02%	-	- AUD	4	24,784.41 AUD	1	11,781.93 AUD
LOTUS		-	0.00%	- AUD	0.00%	-	- AUD	-	- AUD	-	- AUD
DODGE		2	0.02%	21,754.40 AUD	0.01%	-	- AUD	1	14,798.40 AUD	1	6,956.00 AUD
GM		1	0.01%	44,830.13 AUD	0.02%	-	- AUD	1	44,830.13 AUD	-	- AUD
GREAT WALL		2	0.02%	18,540.45 AUD	0.01%	-	- AUD	1	8,037.54 AUD	1	10,502.91 AUD
LDV		2	0.02%	22,629.97 AUD	0.01%	-	- AUD	2	22,629.97 AUD	-	- AUD
SSANGYONG		-	0.00%	- AUD	0.00%	-	- AUD	-	- AUD	-	- AUD
MAHINDRA		-	0.00%	- AUD	0.00%	-	- AUD	-	- AUD	-	- AUD
CHERY		-	0.00%	- AUD	0.00%	-	- AUD	-	- AUD	-	- AUD
Other Vehicles	SubTotal	1,803	20.84%	35,527,510.95 AUD	19.39%	3	43,158.09 AUD	1,027	22,739,898.85 AUD	773	12,744,454.01 AUD
Total		8,652	100.00%	183,238,561.09 AUD	100.00%	15	220,742.06 AUD	5,110	122,160,657.38 AUD	3,527	60,857,161.65 AUD

Pool Data VII

Distribution by Vehicle Brand and Models

Total Portfolio						Balloon				Vehicle Status			
Make	Model	Number of Contracts	Percentage of Contracts	Outstanding Discounted Receivables Balance	Percentage of Balance	Balloon		No Balloon		New		Used	
						Number of Contracts	Outstanding Discounted Receivables Balance	Number of Contracts	Outstanding Discounted Receivables Balance	Number of Contracts	Outstanding Discounted Receivables Balance	Number of Contracts	Outstanding Discounted Receivables Balance
Other Vehicles													
LAND ROVER		149	1.72%	6,305,659.05 AUD	3.44%	97	5,220,979.77 AUD	52	1,084,679.28 AUD	121	5,521,316.88 AUD	28	784,342.17 AUD
HOLDEN		332	3.84%	5,192,859.93 AUD	2.83%	79	2,010,354.78 AUD	253	3,182,505.15 AUD	254	4,277,711.78 AUD	78	915,148.15 AUD
SUBARU		119	1.38%	2,009,948.17 AUD	1.10%	46	1,041,784.43 AUD	73	968,163.74 AUD	96	1,771,939.76 AUD	23	238,008.41 AUD
TOYOTA		131	1.51%	2,051,156.07 AUD	1.12%	20	648,554.50 AUD	111	1,402,601.57 AUD	52	1,150,601.58 AUD	79	900,554.49 AUD
HONDA		149	1.72%	1,968,686.07 AUD	1.07%	31	567,386.62 AUD	118	1,401,299.45 AUD	125	1,731,720.27 AUD	24	236,965.80 AUD
MITSUBISHI		125	1.44%	1,825,667.99 AUD	1.00%	44	856,338.61 AUD	81	969,329.38 AUD	102	1,620,283.98 AUD	23	205,384.01 AUD
FORD		83	0.96%	1,622,859.54 AUD	0.89%	28	811,225.17 AUD	55	811,634.37 AUD	54	1,313,093.96 AUD	29	309,765.58 AUD
BMW		57	0.66%	1,596,258.03 AUD	0.87%	32	1,147,563.81 AUD	25	448,694.22 AUD	16	613,975.33 AUD	41	982,282.70 AUD
NISSAN		103	1.19%	1,522,857.87 AUD	0.83%	22	544,050.89 AUD	81	978,806.98 AUD	64	1,154,556.15 AUD	39	368,301.72 AUD
MAZDA		111	1.28%	1,485,028.61 AUD	0.81%	27	562,511.69 AUD	84	922,516.92 AUD	73	1,107,654.90 AUD	38	377,373.71 AUD
MERCEDES-BENZ		52	0.60%	1,369,674.97 AUD	0.75%	18	756,471.12 AUD	34	613,203.85 AUD	20	840,312.09 AUD	32	529,362.88 AUD
JAGUAR		23	0.27%	959,254.33 AUD	0.52%	17	826,785.28 AUD	6	132,469.05 AUD	18	793,593.02 AUD	5	165,661.31 AUD
JEEP		46	0.53%	1,168,983.95 AUD	0.64%	21	638,520.87 AUD	25	530,463.08 AUD	29	766,276.69 AUD	17	402,707.26 AUD
RENAULT		72	0.83%	966,560.04 AUD	0.53%	24	452,834.67 AUD	48	513,725.37 AUD	69	947,757.00 AUD	3	18,803.04 AUD
ROVER		32	0.37%	1,202,761.78 AUD	0.66%	21	923,046.60 AUD	11	279,715.18 AUD	32	1,202,761.78 AUD	-	- AUD
MASERATI		10	0.12%	938,544.39 AUD	0.51%	10	938,544.39 AUD	-	- AUD	8	777,014.85 AUD	2	161,529.54 AUD
HYUNDAI		54	0.62%	624,821.26 AUD	0.34%	8	143,774.26 AUD	46	481,047.00 AUD	36	442,010.06 AUD	18	182,811.20 AUD
VOLVO		23	0.27%	623,734.54 AUD	0.34%	13	477,227.30 AUD	10	146,507.24 AUD	20	601,033.05 AUD	3	22,701.49 AUD
ISUZU		37	0.43%	612,167.03 AUD	0.33%	12	292,536.53 AUD	25	319,630.50 AUD	36	601,792.27 AUD	1	10,374.76 AUD
KIA		19	0.22%	247,083.19 AUD	0.13%	2	54,386.81 AUD	17	192,696.38 AUD	16	221,275.84 AUD	3	25,807.35 AUD
LEXUS		12	0.14%	219,143.45 AUD	0.12%	4	108,190.36 AUD	8	110,953.09 AUD	1	45,582.76 AUD	11	173,560.69 AUD
SUZUKI		22	0.25%	169,389.99 AUD	0.09%	3	20,318.92 AUD	19	149,071.07 AUD	19	148,915.92 AUD	3	20,474.07 AUD
FERRARI		-	0.00%	- AUD	0.00%	-	- AUD	-	- AUD	-	- AUD	-	- AUD
CHRYSLER		4	0.05%	145,127.39 AUD	0.08%	2	125,060.97 AUD	2	20,066.42 AUD	2	125,060.97 AUD	2	20,066.42 AUD
ALFA ROMEO		5	0.06%	116,575.59 AUD	0.06%	1	64,587.43 AUD	4	51,988.16 AUD	4	110,252.23 AUD	1	6,323.36 AUD
ASTON MARTIN		-	0.00%	- AUD	0.00%	-	- AUD	-	- AUD	-	- AUD	-	- AUD
PEUGEOT		8	0.09%	78,832.79 AUD	0.04%	3	52,235.99 AUD	5	26,596.80 AUD	4	50,770.80 AUD	4	28,061.99 AUD
FIAT		5	0.06%	47,311.44 AUD	0.03%	-	- AUD	5	47,311.44 AUD	2	16,313.10 AUD	3	30,998.34 AUD
TESLA		1	0.01%	137,152.02 AUD	0.07%	1	137,152.02 AUD	-	- AUD	1	137,152.02 AUD	-	- AUD
CITROEN		3	0.03%	51,765.55 AUD	0.03%	2	40,036.17 AUD	1	11,729.38 AUD	3	51,765.55 AUD	-	- AUD
MINI		3	0.03%	37,941.59 AUD	0.02%	2	36,595.32 AUD	1	1,346.27 AUD	1	21,711.46 AUD	2	16,230.13 AUD
MCLAREN		1	0.01%	85,383.04 AUD	0.05%	1	85,383.04 AUD	-	- AUD	1	85,383.04 AUD	-	- AUD
FOTON		5	0.06%	36,566.34 AUD	0.02%	-	- AUD	5	36,566.34 AUD	5	36,566.34 AUD	-	- AUD
LOTUS		-	0.00%	- AUD	0.00%	-	- AUD	-	- AUD	-	- AUD	-	- AUD
DODGE		2	0.02%	21,754.40 AUD	0.01%	1	14,798.40 AUD	1	6,956.00 AUD	2	21,754.40 AUD	-	- AUD
GM		1	0.01%	44,830.13 AUD	0.02%	-	- AUD	1	44,830.13 AUD	-	- AUD	1	44,830.13 AUD
GREAT WALL		2	0.02%	18,540.45 AUD	0.01%	1	8,037.54 AUD	1	10,502.91 AUD	2	18,540.45 AUD	-	- AUD
LDV		2	0.02%	22,629.97 AUD	0.01%	-	- AUD	2	22,629.97 AUD	2	22,629.97 AUD	-	- AUD
SSANGYONG		-	0.00%	- AUD	0.00%	-	- AUD	-	- AUD	-	- AUD	-	- AUD
MAHINDRA		-	0.00%	- AUD	0.00%	-	- AUD	-	- AUD	-	- AUD	-	- AUD
CHERY		-	0.00%	- AUD	0.00%	-	- AUD	-	- AUD	-	- AUD	-	- AUD
Other Vehicles	SubTotal	1,803	20.84%	35,527,510.95 AUD	19.39%	593	19,607,274.26 AUD	1,210	15,920,236.69 AUD	1,290	28,349,080.25 AUD	513	7,178,430.70 AUD
Total		8,652	100.00%	183,238,561.09 AUD	100.00%	3,971	121,000,544.50 AUD	4,681	62,238,016.59 AUD	7,585	167,332,753.67 AUD	1,067	15,905,807.42 AUD

Pool Data VIII

Region

Region	Total Portfolio				Product Type					
	Number of Contracts	Percentage of Contracts	Outstanding Discounted Receivables Balance	Percentage of Balance	Hire Purchase		Chattel Mortgage		Consumer Loan	
					Number of Contracts	Outstanding Discounted Receivables Balance	Number of Contracts	Outstanding Discounted Receivables Balance	Number of Contracts	Outstanding Discounted Receivables Balance
Australian Capital Territory	290	3.35%	6,297,872.87 AUD	3.44%	-	- AUD	124	3,235,900.34 AUD	166	3,061,972.53 AUD
New South Wales	4,011	46.36%	91,072,559.15 AUD	49.70%	11	143,410.89 AUD	2,476	62,009,349.12 AUD	1,524	28,919,799.14 AUD
Northern Territory	16	0.18%	299,816.34 AUD	0.16%	-	- AUD	8	169,197.26 AUD	8	130,619.08 AUD
Queensland	1,260	14.56%	27,487,669.43 AUD	15.00%	-	- AUD	771	19,243,578.61 AUD	489	8,244,090.82 AUD
South Australia	320	3.70%	6,552,582.15 AUD	3.58%	-	- AUD	210	4,926,904.73 AUD	110	1,625,677.42 AUD
Tasmania	22	0.25%	306,187.09 AUD	0.17%	-	- AUD	14	209,113.37 AUD	8	97,073.72 AUD
Victoria	2,144	24.78%	40,035,278.72 AUD	21.85%	3	39,550.75 AUD	1,213	25,872,752.15 AUD	928	14,122,975.82 AUD
Western Australia	589	6.81%	11,186,595.34 AUD	6.10%	1	37,780.42 AUD	294	6,493,861.80 AUD	294	4,654,953.12 AUD
Total	8,652	100.00%	183,238,561.09 AUD	100.00%	15	220,742.06 AUD	5,110	122,160,657.38 AUD	3,527	60,857,161.65 AUD

Pool Data VIII

Region

Region	Total Portfolio				Balloon				Vehicle Status			
	Number of Contracts	Percentage of Contracts	Outstanding Discounted Receivables Balance	Percentage of Balance	Balloon		No Balloon		New		Used	
					Number of Contracts	Outstanding Discounted Receivables Balance	Number of Contracts	Outstanding Discounted Receivables Balance	Number of Contracts	Outstanding Discounted Receivables Balance	Number of Contracts	Outstanding Discounted Receivables Balance
Australian Capital Territory	290	3.35%	6,297,872.87 AUD	3.44%	108	3,431,613.61 AUD	182	2,866,259.26 AUD	239	5,646,104.24 AUD	51	651,768.63 AUD
New South Wales	4,011	46.36%	91,072,559.15 AUD	49.70%	1,920	62,036,994.40 AUD	2,091	29,035,564.75 AUD	3,489	83,104,096.39 AUD	522	7,968,462.76 AUD
Northern Territory	16	0.18%	299,816.34 AUD	0.16%	4	154,326.96 AUD	12	145,489.38 AUD	13	265,804.57 AUD	3	34,011.77 AUD
Queensland	1,260	14.56%	27,487,669.43 AUD	15.00%	652	19,565,588.11 AUD	608	7,922,081.32 AUD	1,150	25,302,511.06 AUD	110	2,185,158.37 AUD
South Australia	320	3.70%	6,552,582.15 AUD	3.58%	143	4,367,422.84 AUD	177	2,185,159.31 AUD	300	6,222,337.92 AUD	20	330,244.23 AUD
Tasmania	22	0.25%	306,187.09 AUD	0.17%	5	115,224.76 AUD	17	190,962.33 AUD	16	228,804.85 AUD	6	77,382.24 AUD
Victoria	2,144	24.78%	40,035,278.72 AUD	21.85%	921	24,958,547.96 AUD	1,223	15,076,730.76 AUD	1,894	36,927,883.17 AUD	250	3,107,395.55 AUD
Western Australia	589	6.81%	11,186,595.34 AUD	6.10%	218	6,370,825.86 AUD	371	4,815,769.48 AUD	484	9,635,211.47 AUD	105	1,551,383.87 AUD
Total	8,652	100.00%	183,238,561.09 AUD	100.00%	3,971	121,000,544.50 AUD	4,681	62,238,016.59 AUD	7,585	167,332,753.67 AUD	1,067	15,905,807.42 AUD

Individual Hardship Extensions*

Individual Extensions Approved For After Poolcut*	Number of Contracts	Percentage of Contracts	Outstanding Discounted Receivables Balance	Percentage of Balance
None	8,555	98.88%	180,618,131.86 AUD	98.57%
1	75	0.87%	2,062,878.03 AUD	1.13%
2	21	0.24%	547,041.43 AUD	0.30%
3	1	0.01%	10,509.77 AUD	0.01%
Total	8,652	100.00%	183,238,561.09 AUD	100.00%

*Individual Hardship Extensions Approved For After Poolcut For Contracts Active At End of Reporting Period

Engine Type

Engine Type	Total Portfolio				Product Type					
	Number of Contracts	Percentage of Contracts	Outstanding Discounted Receivables Balance	Percentage of Balance	Hire Purchase		Chattel Mortgage		Consumer Loan	
					Number of Contracts	Outstanding Discounted Receivables Balance	Number of Contracts	Outstanding Discounted Receivables Balance	Number of Contracts	Outstanding Discounted Receivables Balance
EA 189 (Unfixed)	186	2.15%	3,049,845.37 AUD	1.66%	-	- AUD	124	2,150,284.29 AUD	62	899,561.08 AUD
Other	8,466	97.85%	180,188,715.72 AUD	98.34%	15	220,742.06 AUD	4,986	120,010,373.09 AUD	3,465	59,957,600.57 AUD
Total	8,652	100.00%	183,238,561.09 AUD	100.00%	15	220,742.06 AUD	5,110	122,160,657.38 AUD	3,527	60,857,161.65 AUD

Engine Type

Engine Type	Total Portfolio				Balloon				Vehicle Status			
	Number of Contracts	Percentage of Contracts	Outstanding Discounted Receivables Balance	Percentage of Balance	Balloon		No Balloon		New		Used	
					Number of Contracts	Outstanding Discounted Receivables Balance	Number of Contracts	Outstanding Discounted Receivables Balance	Number of Contracts	Outstanding Discounted Receivables Balance	Number of Contracts	Outstanding Discounted Receivables Balance
EA 189 (Unfixed)	186	2.15%	3,049,845.37 AUD	1.66%	91	1,962,635.83 AUD	95	1,087,209.54 AUD	139	2,492,717.79 AUD	47	557,127.58 AUD
Other	8,466	97.85%	180,188,715.72 AUD	98.34%	3,880	119,037,908.67 AUD	4,586	61,150,807.05 AUD	7,446	164,840,035.88 AUD	1,020	15,348,679.84 AUD
Total	8,652	100.00%	183,238,561.09 AUD	100.00%	3,971	121,000,544.50 AUD	4,681	62,238,016.59 AUD	7,585	167,332,753.67 AUD	1,067	15,905,807.42 AUD

Contract Level Data **Net Salvage Recoveries By Contract By Month**

No.	Month / Year of Origination	Month / Year of Net Salvage	Outstanding Discounted Recoveries Balance at Pooling	ABS Gross Salvage Loss	ABS Net Salvage Loss	ABS Recoveries After Net Salvage	ABS Net Salvage Loss After Recoveries	Loss on Pooling Balance	Percentage of Pooling Balance	Geographical Location of Borrower	Vehicle Type (New/Used)	Vehicle Manufacturer	Product Type
1	06/2011	09/2016	1,960.50 AUD	626.16 AUD	626.16 AUD	553.65 AUD	72.51 AUD	3.90%	3.90%	New South Wales	Used	VOLKSWAGEN	Hire Purchase
2	11/2015	09/2016	60,078.86 AUD	60,874.87 AUD	26,200.51 AUD	2,505.19 AUD	23,695.42 AUD	38.37%	38.37%	New South Wales	New	VOLKSWAGEN	Chattel Mortgage
3	12/2013	10/2016	18,319.28 AUD	18,636.44 AUD	10,628.08 AUD	232.95 AUD	10,593.13 AUD	57.83%	57.83%	New South Wales	New	SKODA	Chattel Mortgage
4	04/2015	10/2016	92,800.84 AUD	- AUD	36,047.62 AUD	61.89 AUD	35,985.73 AUD	38.78%	38.78%	Victoria	New	AUDI	Chattel Mortgage
5	07/2015	10/2016	232,944.53 AUD	232,377.19 AUD	89,232.57 AUD	- AUD	89,232.57 AUD	37.32%	37.32%	Australian Capital Territory	Used	LAND ROVER	Chattel Mortgage
6	12/2014	12/2016	33,434.92 AUD	34,160.95 AUD	20,747.34 AUD	161.69 AUD	20,585.65 AUD	61.57%	61.57%	New South Wales	New	VOLKSWAGEN	Chattel Mortgage
7	07/2015	12/2016	17,037.69 AUD	16,071.29 AUD	6,657.33 AUD	83.19 AUD	6,574.14 AUD	38.59%	38.59%	New South Wales	Used	HYUNDAI	Chattel Mortgage
8	07/2014	01/2017	8,701.20 AUD	7,486.81 AUD	3,499.90 AUD	- AUD	3,499.90 AUD	44.25%	44.25%	Victoria	Used	VOLKSWAGEN	Chattel Mortgage
9	09/2015	01/2017	63,256.40 AUD	63,058.81 AUD	32,491.93 AUD	747.55 AUD	31,744.38 AUD	50.13%	50.13%	Queensland	New	VOLKSWAGEN	Consumer Loan
10	10/2015	01/2017	62,060.37 AUD	63,140.00 AUD	16,945.06 AUD	81.95 AUD	16,863.11 AUD	27.17%	27.17%	Western Australia	New	VOLKSWAGEN	Consumer Loan
11	01/2016	02/2017	16,879.87 AUD	14,567.89 AUD	12,659.48 AUD	4,909.12 AUD	7,750.37 AUD	45.91%	45.91%	Queensland	Used	VOLKSWAGEN	Chattel Mortgage
12	07/2015	03/2017	11,749.97 AUD	11,940.87 AUD	- AUD	- AUD	2,055.14 AUD	17.49%	17.49%	Queensland	Used	NISSAN	Chattel Mortgage
13	09/2011	04/2017	4,070.55 AUD	825.52 AUD	825.52 AUD	343.24 AUD	482.68 AUD	11.86%	11.86%	Victoria	New	AUDI	Hire Purchase
14	01/2015	04/2017	65,091.28 AUD	59,126.45 AUD	29,466.64 AUD	64.16 AUD	29,402.48 AUD	45.17%	45.17%	Western Australia	Used	TOYOTA	Chattel Mortgage
15	03/2015	04/2017	56,864.67 AUD	55,627.09 AUD	31,299.89 AUD	- AUD	27,117.22 AUD	62.79%	62.79%	Queensland	New	AUDI	Chattel Mortgage
16	03/2015	04/2017	47,238.86 AUD	39,468.75 AUD	17,772.21 AUD	9,125.49 AUD	8,642.72 AUD	18.30%	18.30%	New South Wales	New	NISSAN	Chattel Mortgage
17	01/2016	04/2017	28,866.98 AUD	14,091.59 AUD	14,420.30 AUD	446.97 AUD	13,973.33 AUD	48.41%	48.41%	Victoria	New	VOLKSWAGEN	Chattel Mortgage
18	11/2014	05/2017	3,529.66 AUD	2,366.37 AUD	2,366.37 AUD	67.72 AUD	2,316.65 AUD	66.89%	66.89%	New South Wales	Used	HOLDEN	Consumer Loan
19	01/2015	09/2017	89,442.27 AUD	84,149.54 AUD	36,976.76 AUD	64.29 AUD	36,912.47 AUD	41.27%	41.27%	Western Australia	New	VOLKSWAGEN	Consumer Loan
20	09/2015	09/2017	39,753.20 AUD	40,932.12 AUD	22,554.31 AUD	- AUD	22,554.31 AUD	56.74%	56.74%	Victoria	New	HOLDEN	Consumer Loan
21	03/2013	06/2017	13,307.64 AUD	6,653.62 AUD	6,653.62 AUD	6,048.74 AUD	604.88 AUD	4.55%	4.55%	Victoria	New	VOLKSWAGEN	Chattel Mortgage
22	09/2015	06/2017	37,268.65 AUD	37,268.65 AUD	27,267.28 AUD	866.76 AUD	26,599.50 AUD	71.19%	71.19%	Victoria	Used	VOLKSWAGEN	Consumer Loan
23	05/2015	06/2017	50,673.24 AUD	46,496.46 AUD	47,969.97 AUD	(4,182.00) AUD	52,151.97 AUD	102.92%	102.92%	Australian Capital Territory	New	VOLKSWAGEN	Chattel Mortgage
24	12/2015	06/2017	62,823.64 AUD	60,897.74 AUD	27,746.32 AUD	367.62 AUD	27,388.70 AUD	43.60%	43.60%	Victoria	New	VOLKSWAGEN	Consumer Loan
25	12/2014	07/2017	13,992.70 AUD	11,962.72 AUD	11,035.12 AUD	(265.67) AUD	12,320.79 AUD	88.05%	88.05%	Queensland	New	VOLKSWAGEN	Consumer Loan
26	03/2015	07/2017	100,722.62 AUD	96,929.46 AUD	97,677.76 AUD	2,678.32 AUD	70,958.44 AUD	70.45%	70.45%	New South Wales	New	AUDI	Chattel Mortgage
27	05/2015	07/2017	62,614.34 AUD	52,855.22 AUD	16,089.48 AUD	142.54 AUD	15,946.94 AUD	25.47%	25.47%	New South Wales	New	AUDI	Chattel Mortgage
28	09/2015	07/2017	52,720.31 AUD	44,906.94 AUD	14,530.49 AUD	5,639.86 AUD	8,896.63 AUD	16.86%	16.86%	Queensland	Used	VOLKSWAGEN	Chattel Mortgage
29	09/2015	07/2017	35,939.07 AUD	30,963.90 AUD	9,901.00 AUD	(265.67) AUD	14,900.33 AUD	49.63%	49.63%	Queensland	Used	TOYOTA	Chattel Mortgage
30	10/2015	07/2017	57,503.10 AUD	52,295.29 AUD	27,692.78 AUD	748.62 AUD	26,944.17 AUD	46.86%	46.86%	New South Wales	New	VOLKSWAGEN	Chattel Mortgage
31	11/2015	07/2017	30,648.18 AUD	27,296.55 AUD	21,617.98 AUD	1,910.99 AUD	19,706.99 AUD	64.30%	64.30%	Victoria	Used	HOLDEN	Chattel Mortgage
32	01/2014	07/2017	7,431.65 AUD	7,431.65 AUD	- AUD	- AUD	4,231.65 AUD	56.93%	56.93%	New South Wales	Used	AUDI	Chattel Mortgage
33	10/2015	08/2017	30,334.95 AUD	25,299.96 AUD	7,311.71 AUD	11.25 AUD	7,200.46 AUD	23.74%	23.74%	New South Wales	New	MAZDA	Chattel Mortgage
34	10/2015	08/2017	21,866.93 AUD	18,106.78 AUD	11,784.78 AUD	58.65 AUD	11,726.11 AUD	53.63%	53.63%	Western Australia	Used	HOLDEN	Consumer Loan
35	09/2013	09/2017	7,525.16 AUD	2,625.41 AUD	2,625.41 AUD	2,463.51 AUD	161.90 AUD	2.07%	2.07%	Western Australia	Used	AUDI	Consumer Loan
36	10/2014	04/2017	34,992.07 AUD	24,299.32 AUD	17,652.32 AUD	69.85 AUD	17,652.32 AUD	50.85%	50.85%	Western Australia	New	VOLKSWAGEN	Consumer Loan
37	11/2015	09/2017	67,777.47 AUD	58,311.80 AUD	19,273.12 AUD	3,302.73 AUD	15,970.39 AUD	23.56%	23.56%	New South Wales	New	AUDI	Consumer Loan
38	11/2015	09/2017	55,399.26 AUD	51,810.93 AUD	29,761.44 AUD	63.85 AUD	29,697.59 AUD	53.81%	53.81%	Victoria	Used	HOLDEN	Consumer Loan
39	03/2017	10/2017	29,167.60 AUD	29,167.60 AUD	29,167.60 AUD	153.81 AUD	28,999.99 AUD	100.00%	100.00%	New South Wales	Used	VOLKSWAGEN	Chattel Mortgage
40	03/2015	10/2017	38,663.06 AUD	30,917.67 AUD	27,085.78 AUD	353.79 AUD	26,731.99 AUD	69.14%	69.14%	Victoria	Used	JAGUAR	Consumer Loan
41	07/2015	10/2017	51,731.91 AUD	45,960.68 AUD	45,375.27 AUD	12,486.41 AUD	32,888.86 AUD	63.58%	63.58%	Victoria	New	HOLDEN	Chattel Mortgage
42	10/2013	11/2017	34,997.59 AUD	34,997.59 AUD	11,785.65 AUD	294.25 AUD	11,491.40 AUD	32.41%	32.41%	Queensland	New	VOLKSWAGEN	Chattel Mortgage
43	03/2015	11/2017	40,393.13 AUD	37,882.56 AUD	37,590.95 AUD	22,007.95 AUD	15,585.00 AUD	38.58%	38.58%	South Australia	New	AUDI	Consumer Loan
44	09/2015	11/2017	40,379.35 AUD	33,043.53 AUD	17,037.19 AUD	100.99 AUD	16,936.20 AUD	41.94%	41.94%	New South Wales	New	AUDI	Consumer Loan
45	11/2015	11/2017	88,774.31 AUD	80,306.66 AUD	51,842.76 AUD	1,068.77 AUD	50,773.99 AUD	57.19%	57.19%	Australian Capital Territory	Used	JEEP	Consumer Loan
46	12/2015	12/2017	36,923.90 AUD	14,653.30 AUD	14,653.30 AUD	14,653.30 AUD	14,653.30 AUD	39.68%	39.68%	Western Australia	Used	VOLKSWAGEN	Chattel Mortgage
47	07/2013	12/2017	15,397.13 AUD	10,694.82 AUD	8,027.07 AUD	108.65 AUD	6,942.42 AUD	4.50%	4.50%	Victoria	New	VOLKSWAGEN	Chattel Mortgage
48	01/2016	12/2017	49,625.96 AUD	42,386.00 AUD	42,861.97 AUD	782.85 AUD	42,089.12 AUD	84.77%	84.77%	New South Wales	New	TOYOTA	Chattel Mortgage
49	01/2015	01/2018	39,232.24 AUD	9,332.24 AUD	9,332.24 AUD	- AUD	9,332.24 AUD	23.78%	23.78%	Queensland	New	VOLKSWAGEN	Chattel Mortgage
50	12/2014	01/2018	31,533.39 AUD	26,190.62 AUD	25,866.33 AUD	10,222.79 AUD	15,643.54 AUD	49.61%	49.61%	New South Wales	New	VOLKSWAGEN	Chattel Mortgage
51	01/2015	01/2018	48,138.34 AUD	41,215.56 AUD	41,215.56 AUD	(3,380.57) AUD	44,606.13 AUD	92.66%	92.66%	Victoria	New	VOLKSWAGEN	Consumer Loan
52	07/2015	01/2018	121,801.82 AUD	96,817.08 AUD	45,803.47 AUD	4,099.50 AUD	41,703.97 AUD	34.24%	34.24%	New South Wales	New	AUDI	Chattel Mortgage
53	09/2015	01/2018	74,925.46 AUD	62,453.79 AUD	30,392.99 AUD	- AUD	30,392.99 AUD	40.62%	40.62%	New South Wales	New	AUDI	Chattel Mortgage
54	11/2015	01/2018	41,335.02 AUD	28,824.40 AUD	6,029.83 AUD	- AUD	6,029.83 AUD	14.59%	14.59%	Western Australia	New	VOLKSWAGEN	Chattel Mortgage
55	11/2015	01/2018	35,382.19 AUD	30,325.13 AUD	12,905.15 AUD	92.55 AUD	12,812.60 AUD	36.22%	36.22%	Victoria	New	VOLKSWAGEN	Chattel Mortgage
56	12/2015	01/2018	85,989.45 AUD	48,969.39 AUD	48,969.39 AUD	43.51 AUD	48,945.88 AUD	56.71%	56.71%	Victoria	New	VOLKSWAGEN	Chattel Mortgage
57	01/2016	01/2018	69,134.17 AUD	57,551.42 AUD	30,717.18 AUD	241.81 AUD	30,475.37 AUD	44.08%	44.08%	New South Wales	New	FORD	Consumer Loan
58	06/2012	02/2018	13,621.14 AUD	439.88 AUD	439.88 AUD	431.71 AUD	8.17 AUD	0.06%	0.06%	Victoria	New	SSANGYONG	Chattel Mortgage
59	10/2013	02/2018	44,537.57 AUD	32,914.77 AUD	6,088.88 AUD	- AUD	6,088.88 AUD	15.19%	15.19%	New South Wales	New	VOLKSWAGEN	Chattel Mortgage
60	07/2014	02/2018	14,188.84 AUD	420.87 AUD	420.87 AUD	482.15 AUD	(61.28) AUD	-0.43%	-0.43%	Queensland	Used	VOLKSWAGEN	Chattel Mortgage
61	02/2015	02/2018	20,504.90 AUD	13,393.92 AUD	4,358.22 AUD	108.91 AUD	4,249.31 AUD	20.72%	20.72%	Queensland	Used	VOLKSWAGEN	Chattel Mortgage
62	07/2015	02/2018	111,884.74 AUD	89,098.85 AUD	86,401.78 AUD	(471.29) AUD	89,873.07 AUD	80.47%	80.47%	New South Wales	Used	AUDI	Chattel Mortgage
63	11/2015	02/2018	38,798.59 AUD	31,893.34 AUD	15,408.02 AUD	220.14 AUD	15,187.88 AUD	39.15%	39.15%	Victoria	New	NISSAN	Chattel Mortgage
64	12/2015	02/2018	26,428.28 AUD	22,489.00 AUD	15,210.80 AUD	- AUD	15,210.80 AUD	57.56%	57.56%	Queensland	Used	HOLDEN	Chattel Mortgage
65	04/2014	03/2018	16,785.45 AUD	11,200.53 AUD	5,946.12 AUD	2,727.24 AUD	3,228.88 AUD	19.19%	19.19%	New South Wales	New	VOLKSWAGEN	Consumer Loan
66	02/2015	03/2018	46,359.06 AUD	36,614.88 AUD	14,508.08 AUD	298.41 AUD	14,209.67 AUD	30.85%	30.85%	Victoria	New	SUBARU	Consumer Loan
67	02/2015	03/2018	66,747.91 AUD	54,294.42 AUD	31,209.09 AUD	1,151.35 AUD	30,057.74 AUD	45.03%	45.03%	Queensland	Used	VOLKSWAGEN	Chattel Mortgage
68	08/2015	03/2018	51,610.82 AUD	43,263.20 AUD	43,593.58 AUD	17,580.83 AUD	26,042.75 AUD	50.46%	50.46%	New South Wales	Used	LEXUS	Chattel Mortgage
69	01/2016	03/2018	52,110.62 AUD	51,012.17 AUD	23,742.61 AUD	35.97 AUD	23,706.64 AUD	45.49%	45.49%	New South Wales	New	VOLKSWAGEN	Consumer Loan
70	03/2014	04/2018	37,210.66 AUD	23,032.16 AUD	23,222.58 AUD	24,047.44 AUD	824.86 AUD	2.22%	2.22%	Tasmania	Used	HOLDEN	Chattel Mortgage
71	03/2014	04/2018	18,182.83 AUD	15,259.34 AUD	11,107.98 AUD	- AUD	11,107.98 AUD	61.09%	61.09%	Victoria	New	VOLKSWAGEN	Chattel Mortgage
72	06/2014	04/2018	59,798.15 AUD	44,562.24 AUD	9,276.85 AUD	156.52 AUD	9,120.33 AUD	15.26%	15.26%	South Australia	New	VOLKSWAGEN	Chattel Mortgage
73	10/2014	04/2018	14,519.03 AUD	1,563.30 AUD	1,563.30 AUD	- AUD	1,563.30 AUD	10.77%	10.77%	Victoria	New	SKODA	Consumer Loan
74	02/2015	04/2018	14,329.06 AUD	7,637.45 AUD	7,637.45 AUD	(2,091.00) AUD	9,728.45 AUD	67.89%	67.89%	New South Wales	Used	BMW	Consumer Loan
75	04/2015	04/2018	27,423.29 AUD	22,596.06 AUD	22,836.77 AUD	(2,142.25) AUD	24,981.02 AUD	91.09%	91.09%	Victoria	New	VOLKSWAGEN	Chattel Mortgage
76	06/2015	04/2018	73,390.22 AUD	63,390.63 AUD	35,074.64 AUD	662.92 AUD	34,411.72 AUD	47.05%	47.05%	New South Wales	New	AUDI	Chattel Mortgage
77	07/2015	04/2018	36,634.44 AUD	23,307.63 AUD	5,368.16 AUD	- AUD	5,368.16 AUD	14.65%	14.65%	New South Wales	Used	BMW	Chattel Mortgage
78	11/2015	04/2018	75,831.73 AUD	67,200.20 AUD	67,297.30 AUD	(2,043.95)							

Contract Level Data

No.	Month / Year of Origination	Month / Year of Net Salvage	Jan-20	Feb-20
1	06/2011	06/2018	- AUD	- AUD
2	11/2015	09/2016	- AUD	- AUD
3	12/2013	10/2016	- AUD	- AUD
4	04/2015	10/2016	- AUD	- AUD
5	07/2015	10/2016	- AUD	- AUD
6	12/2014	12/2016	- AUD	- AUD
7	07/2015	12/2016	- AUD	- AUD
8	07/2014	01/2017	- AUD	- AUD
9	09/2015	01/2017	- AUD	- AUD
10	10/2015	01/2017	- AUD	- AUD
11	01/2016	02/2017	- AUD	- AUD
12	07/2015	03/2017	- AUD	- AUD
13	09/2011	04/2017	- AUD	- AUD
14	01/2015	04/2017	- AUD	- AUD
15	03/2015	04/2017	- AUD	- AUD
16	03/2015	04/2017	- AUD	- AUD
17	01/2016	04/2017	- AUD	- AUD
18	11/2014	05/2017	- AUD	- AUD
19	01/2015	05/2017	- AUD	- AUD
20	09/2015	05/2017	- AUD	- AUD
21	03/2013	06/2017	- AUD	- AUD
22	03/2015	06/2017	- AUD	- AUD
23	05/2015	06/2017	- AUD	- AUD
24	12/2015	06/2017	- AUD	- AUD
25	12/2014	07/2017	- AUD	- AUD
26	03/2015	07/2017	- AUD	- AUD
27	05/2015	07/2017	- AUD	- AUD
28	09/2015	07/2017	- AUD	- AUD
29	09/2015	07/2017	- AUD	- AUD
30	10/2015	07/2017	- AUD	- AUD
31	11/2015	07/2017	- AUD	- AUD
32	01/2014	08/2017	- AUD	- AUD
33	10/2015	08/2017	- AUD	- AUD
34	10/2015	08/2017	- AUD	- AUD
35	09/2013	08/2017	- AUD	- AUD
36	11/2014	09/2017	- AUD	- AUD
37	11/2015	09/2017	- AUD	- AUD
38	11/2015	09/2017	- AUD	- AUD
39	08/2014	10/2017	- AUD	- AUD
40	03/2015	10/2017	- AUD	- AUD
41	07/2015	10/2017	- AUD	- AUD
42	10/2013	11/2017	- AUD	- AUD
43	03/2015	11/2017	- AUD	- AUD
44	09/2015	11/2017	- AUD	- AUD
45	11/2015	11/2017	- AUD	- AUD
46	12/2015	11/2017	- AUD	- AUD
47	07/2013	12/2017	- AUD	- AUD
48	01/2016	12/2017	- AUD	- AUD
49	01/2014	01/2018	- AUD	- AUD
50	12/2014	01/2018	- AUD	- AUD
51	01/2015	01/2018	- AUD	- AUD
52	07/2015	01/2018	- AUD	- AUD
53	09/2015	01/2018	- AUD	- AUD
54	11/2015	01/2018	- AUD	- AUD
55	11/2015	01/2018	- AUD	- AUD
56	12/2015	01/2018	- AUD	- AUD
57	01/2016	01/2018	- AUD	- AUD
58	06/2012	02/2018	- AUD	- AUD
59	10/2013	02/2018	- AUD	- AUD
60	07/2014	02/2018	- AUD	- AUD
61	02/2015	02/2018	- AUD	- AUD
62	07/2015	02/2018	- AUD	- AUD
63	11/2015	02/2018	- AUD	- AUD
64	12/2015	02/2018	- AUD	- AUD
65	04/2014	03/2018	- AUD	- AUD
66	02/2015	03/2018	- AUD	- AUD
67	02/2015	03/2018	- AUD	- AUD
68	08/2015	03/2018	- AUD	- AUD
69	01/2016	03/2018	- AUD	- AUD
70	03/2014	04/2018	- AUD	- AUD
71	03/2014	04/2018	- AUD	- AUD
72	06/2014	04/2018	- AUD	- AUD
73	10/2014	04/2018	- AUD	- AUD
74	02/2015	04/2018	- AUD	- AUD
75	04/2015	04/2018	- AUD	- AUD
76	06/2015	04/2018	- AUD	- AUD
77	07/2015	04/2018	- AUD	- AUD
78	11/2015	04/2018	- AUD	- AUD
79	01/2016	04/2018	- AUD	- AUD
80	01/2016	04/2018	- AUD	- AUD
81	09/2013	06/2018	- AUD	- AUD
82	10/2015	06/2018	- AUD	- AUD
83	07/2014	07/2018	- AUD	- AUD
84	03/2015	07/2018	- AUD	- AUD
85	06/2015	07/2018	- AUD	- AUD
86	06/2015	07/2018	- AUD	- AUD
87	10/2015	07/2018	- AUD	- AUD
88	12/2015	07/2018	- AUD	- AUD
89	10/2014	08/2018	- AUD	- AUD
90	09/2015	08/2018	- AUD	- AUD
91	09/2015	08/2018	- AUD	- AUD
92	10/2015	08/2018	- AUD	- AUD
93	11/2015	08/2018	- AUD	- AUD
94	11/2015	08/2018	- AUD	- AUD
Total	94		- AUD	- AUD