

Investment Manager:
 AMP Capital Investors Limited
 ABN 59 001 777 591 | AFSL 232497

Issuer and Responsible Entity:
 BetaShares Capital Ltd
 ABN 78 139 566 868 | AFSL 341181

26 September 2018

Market Announcements Office
 ASX Limited

(TO BE RELEASED FOR EACH OF THE ASX CODES LISTED BELOW)

ANNUAL FINANCIAL REPORT 2018


We are pleased to provide the Annual Financial Report in respect of the following Funds for the period ending 30 June 2018.

ASX Code	Managed Fund
GLIN	AMP CAPITAL GLOBAL INFRASTRUCTURE SECURITIES FUND (UNHEDGED) (MANAGED FUND)
RENT	AMP CAPITAL GLOBAL PROPERTY SECURITIES FUND (UNHEDGED) (MANAGED FUND)
DMKT	AMP CAPITAL DYNAMIC MARKETS FUND (HEDGE FUND)

Further information about the Funds can be obtained at www.ampcapital.com.au or by contacting AMP Capital Client Services on 1800 658 404.

.....
 This information has been prepared by BetaShares Capital Ltd (ACN 139 566 868 AFS Licence 341181), the Responsible Entity and Issuer of each Fund. AMP Capital Investors Limited (AMP Capital) (ABN 59 001 777 591, and AFSL 232497) is the investment manager of each Fund and has been appointed by the Responsible Entity to provide investment management and associated services in respect of each Fund. It is general information only and does not take into account any person's objectives, financial situation or needs. The information does not constitute an offer of, or an invitation to purchase or subscribe for securities. You should read the relevant PDS and ASX announcements and seek professional legal, financial, taxation, and/or other professional advice before making an investment decision regarding any Exchange Traded AMP Capital Fund. For a copy of the PDS and more information about AMP Capital Exchange Traded Products go to www.ampcapital.com.au or call 1800 658 404. Units in Exchange Traded AMP Capital Funds trade on the ASX at market prices, not at NAV. An investment in any Exchange Traded AMP Capital Fund is subject to investment risk including possible delays in repayment and loss of income and principal invested. Neither BetaShares Capital Ltd nor BetaShares Holdings Pty Ltd nor AMP Capital Investors Limited guarantees the performance of any fund or the repayment of capital or any particular rate of return.

AMP Capital Investors Limited 50 Bridge Street Sydney NSW 2000 Australia
Client Services 1800 658 404 8.30am-5.30pm | clientservices@ampcapital.com ampcapital.com.au



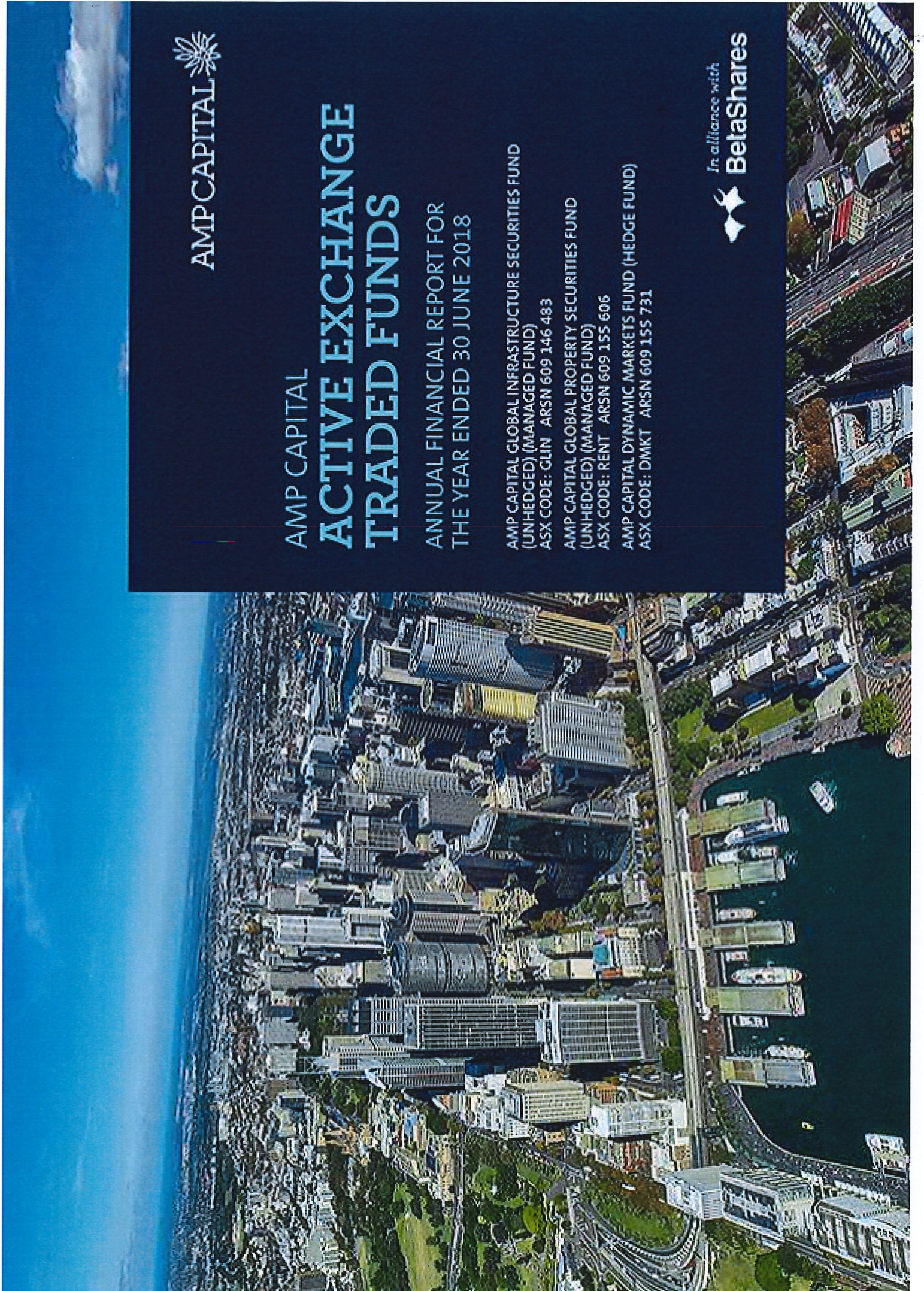

AMP CAPITAL ACTIVE EXCHANGE TRADED FUNDS

ANNUAL FINANCIAL REPORT FOR
THE YEAR ENDED 30 JUNE 2018

AMP CAPITAL GLOBAL INFRASTRUCTURE SECURITIES FUND
(UNHEDGED) (MANAGED FUND)
ASX CODE: GLIN ARSN 609 146 483

AMP CAPITAL GLOBAL PROPERTY SECURITIES FUND
(UNHEDGED) (MANAGED FUND)
ASX CODE: RENT ARSN 609 155 606

AMP CAPITAL DYNAMIC MARKETS FUND (HEDGE FUND)
ASX CODE: DMKT ARSN 609 155 731



AMP Capital Active Exchange Traded Managed Funds
AMP Capital Global Infrastructure Securities Fund (Unhedged) (Managed Fund)
AMP Capital Global Property Securities Fund (Unhedged) (Managed Fund)
AMP Capital Dynamic Markets Fund (Hedge Fund)

Annual Financial Report
For the year ended 30 June 2018

Contents

Directors' report
Auditor's independence declaration
Statements of comprehensive income
Statements of financial position
Statements of changes in equity
Statements of cash flows
Contents of the notes to the financial statements
Notes to the financial statements
Directors' declaration
Independent auditor's report to the unitholders

Page
2
5
6
7
8
9
10
11
33
34

Directors' report

The directors of BetaShares Capital Ltd, the Responsible Entity of the following managed investment funds (the "Funds"), present their report together with the annual financial report of the Funds for the year ended 30 June 2018 and the auditor's report thereon.

Fund name	Referred to in this document as	Financial reporting period	ARSN
AMP Capital Global Infrastructure Securities Fund (Unhedged) (Managed Fund)	Global Infrastructure Securities Fund	1 July 2017 to 30 June 2018	ARSN 609 146 483
AMP Capital Global Property Securities Fund (Unhedged) (Managed Fund)	Global Property Securities Fund	1 July 2017 to 30 June 2018	ARSN 609 155 606
AMP Capital Dynamic Markets Fund (Hedge Fund)	Dynamic Markets Fund	1 July 2017 to 30 June 2018	ARSN 609 155 731

Responsible Entity and Investment Manager

The Responsible Entity of the Funds is BetaShares Capital Ltd (ABN 78 139 566 868). The Responsible Entity's registered office and principal place of business is Level 11, 50 Margaret Street, Sydney, NSW 2000.

AMP Capital Investors Limited (AMP Capital) is the Investment Manager of the Funds.

Principal activities

The principal activity of each Fund is to invest in accordance with the investment objective and guidelines as set out in the Fund's current Product Disclosure Statement and its Constitution.

The Funds did not have any employees during the year.

There were no significant changes in the nature of the Funds' activities during the year.

Directors

The following persons held office as directors of BetaShares Capital Ltd during or since the end of the financial year and up to the date of this report:

David Nathanson (appointed 21 September 2009)
 Alex Vynokur (appointed 21 September 2009)
 Taeyong Lee (appointed 12 August 2015, resigned 31 August 2018)
 Thomas Park (appointed 12 August 2015)
 Junggho Rhee (appointed 1 September 2018)

Significant changes in state of affairs

In the opinion of the directors, there were no significant changes in the state of affairs of the Funds that occurred during the financial year.

Review and results of operations

During the year, the Funds continued to invest in accordance with target asset allocations as set out in their governing documents in accordance with the provisions of the Funds' Constitutions.

The results of operations of the Funds are disclosed in the statements of comprehensive income. The income distributions payable by each of the Funds are disclosed in the statements of financial position. The income distributions paid and payable by each of the Funds are disclosed in Note 5 to the financial statements.

Directors' report (continued)

Matters subsequent to the end of the financial period

The Responsible Entity has elected into the Attribution Managed Investment Trust ('AMIT') regime for the Funds for the year ending 30 June 2019 and subsequent years. Under the AMIT regime the units in the Funds will be reclassified from financial liability to equity from 1 July 2018.

No other matter or circumstance has arisen since 30 June 2018 that has significantly affected, or may significantly affect:

- (i) the operations of the Funds in future financial years, or
- (ii) the results of those operations in future financial years, or
- (iii) the state of affairs of the Funds in future financial years.

Likely developments and expected results of operations

The Funds will be managed in accordance with the investment objectives and guidelines as set out in the governing documents of the Funds and in accordance with the provisions of the Product Disclosure Statements and the Funds' Constitutions.

The results of the Funds' operations will be affected by a number of factors, including the performance of investment markets in which the Funds invest. Investment performance is not guaranteed and future returns may differ from past returns. As investment conditions change over time, past returns should not be used to predict future returns.

Further information on likely developments in the operation of the Funds and the expected results of those operations have not been included in this report because the Responsible Entity believes it would be likely to result in unreasonable prejudice to the Funds.

Indemnification and insurance of officers and auditors

No insurance premiums are paid for out of the assets of the Funds in regard to insurance cover provided to either the Responsible Entity, directors or the auditor of the Funds. As long as the officers of the Responsible Entity act in accordance with the Funds' Constitutions and the Law, the officers remain indemnified out of the assets of the Funds against losses incurred while acting on behalf of the Funds. The auditor of the Funds is in no way indemnified out of the assets of the Funds.

Fees paid to and interests held in the Funds by the Responsible Entity or its associates

Fees paid to the Responsible Entity and its associates out of the Funds' property during the year are disclosed in Note 13 of the financial statements.

No fees were paid out of Fund property to the directors of the Responsible Entity during the year.

The number of interests in the Funds held by the Responsible Entity or its associates as at the end of the financial year are disclosed in Note 13 of the financial statements.

Interests in the Funds

The movement in units on issue in the Funds during the year is disclosed in Note 3 of the financial statements.

The value of the Funds' assets and liabilities is disclosed in the statements of financial position and derived using the basis set out in Note 2 of the financial statements.

Directors' report (continued)

Environmental regulation

The operations of the Funds are not subject to any particular or significant environmental regulations under a Commonwealth, State or Territory law.

Rounding of amounts to the nearest thousand dollars

The Funds are entities of the kind referred to in ASIC Corporations (Rounding in Financial/Directors' Reports) Instrument 2016/191 and in accordance with that Instrument, amounts in the financial report and the directors' report have been rounded off to the nearest thousand dollars, unless otherwise stated.


Auditor's independence declaration

A copy of the Auditor's independence declaration as required under section 307C of the *Corporations Act 2001* is set out on page 5.

This report is made in accordance with a resolution of the directors.



David Nathanson
Director



Alex Vynnycky
Director

Sydney
17 September 2018



Lead Auditor's Independence Declaration under Section 307C of the Corporations Act 2001

To the Directors of BetaShares Capital Ltd, as Responsible Entity for the Schemes:

- AMP Capital Global Infrastructure Securities Fund (Unhedged) (Managed Fund)
- AMP Capital Global Property Securities Fund (Unhedged) (Managed fund)
- AMP Capital Dynamic Markets Fund (Hedge Fund)

I declare that, to the best of my knowledge and belief, in relation to the audit of the Schemes for the financial year ended 30 June 2018 there have been:

- i. no contraventions of the auditor independence requirements as set out in the *Corporations Act 2001* in relation to the audit; and
- ii. no contraventions of any applicable code of professional conduct in relation to the audit.

KPMG

Michael O Connell
Partner
Sydney

17 September 2018

AMP Capital Active Exchange Traded Managed Funds
Statements of comprehensive income
For the year ended 30 June 2018

	Notes	Global Infrastructure Securities Fund		Global Property Securities Fund		Dynamic Markets Fund	
		30 June 2018 \$'000	30 June 2017 \$'000	30 June 2018 \$'000	30 June 2017 \$'000	30 June 2018 \$'000	30 June 2017 \$'000
Statements of comprehensive income							
Investment income							
Dividend/distribution income		917	698	515	441	250	152
Interest income		-	7	3	9	123	75
Net gains/(losses) on financial instruments held at fair value through profit or loss	4	278	769	1,111	(655)	1,003	644
Net foreign exchange gains/(losses)		19	(18)	10	(11)	(212)	33
Other operating income		-	1	5	1	-	3
Total net investment income/(losses)		1,214	1,457	1,644	(215)	1,164	907
Expenses							
Management fees	13	194	145	151	124	112	62
Performance fees	13	-	21	-	-	-	69
Expense recoveries	13	12	9	3	3	5	3
Transaction costs		36	38	31	24	72	52
Other operating expenses		147	126	111	90	72	49
Total operating expenses		389	339	296	241	261	235
Operating profit/(loss) before finance costs for the year		825	1,118	1,348	(456)	903	672
Finance costs attributable to unitholders	5	(530)	(398)	(227)	(199)	(740)	(759)
Distributions to unitholders							
Change in net assets attributable to unitholders (total comprehensive income/(loss))	3	295	720	1,121	(655)	163	(97)

The above statements of comprehensive income should be read in conjunction with the accompanying notes.

AMP Capital active exchange traded managed funds
Statements of financial position
As at 30 June 2018

Statements of financial position

	Notes	Global Infrastructure Securities Fund		Global Property Securities Fund		Dynamic Markets Fund	
		30 June 2018	30 June 2017	30 June 2018	30 June 2017	30 June 2018	30 June 2017
		\$'000	\$'000	\$'000	\$'000	\$'000	\$'000
Assets							
Cash and cash equivalents		290	1,203	292	429	14,137	11,323
Financial assets held at fair value through profit or loss	7	23,676	21,479	14,382	13,777	15,034	6,990
Receivables		127	93	245	352	49	22
Total assets		24,093	22,775	14,919	14,558	29,220	18,335
Liabilities							
Financial liabilities held at fair value through profit or loss	7	-	-	-	-	543	47
Distributions payable	5	244	240	73	80	298	555
Other payables		298	387	24	505	24	730
Total liabilities (excluding net assets attributable to unitholders)		542	627	97	585	865	1,332
Net assets attributable to unitholders - liability	3	23,551	22,148	14,822	13,973	28,355	17,003

The above statements of financial position should be read in conjunction with the accompanying notes.

Statements of changes in equity

The Funds' net assets attributable to unitholders are classified as a liability under AASB 132 *Financial Instruments: Presentation*. As such, the Funds have no equity and no items of changes in equity have been presented for the current year or comparative period.

AMP Capital active exchange traded managed funds
Statements of cash flows
For the year ended 30 June 2018

Statements of cash flows

	Global Infrastructure Securities Fund		Global Property Securities Fund		Dynamic Markets Fund	
	30 June 2018	30 June 2017	30 June 2018	30 June 2017	30 June 2018	30 June 2017
	\$'000	\$'000	\$'000	\$'000	\$'000	\$'000
Cash flows from operating activities						
Proceeds from maturity/sales of financial instruments held at fair value through profit or loss	10,549	6,477	13,085	6,140	24,563	15,086
Payments for maturity/purchases of financial instruments held at fair value through profit or loss	(12,721)	(16,758)	(12,836)	(10,817)	(32,033)	(20,639)
Dividends/distributions received	881	660	484	415	263	132
Interest received	-	7	3	9	123	75
Other operating income received	-	1	5	1	-	3
Management fees paid	(178)	(138)	(140)	(122)	(96)	(55)
Performance fees paid	-	(21)	-	-	-	(69)
Expense recoveries paid	(11)	(9)	(3)	(3)	(4)	(3)
Transaction costs paid	(36)	(38)	(31)	(24)	(72)	(52)
Other expenses paid	(165)	(111)	(128)	(75)	(84)	(39)
Net cash inflow/(outflow) from operating activities	(1,681)	(9,930)	439	(4,476)	(7,340)	(5,561)
	6					
Cash flows from financing activities						
Proceeds from applications by unitholders	8,187	12,290	5,727	5,536	12,354	17,374
Payments for redemptions by unitholders	(6,902)	(1,440)	(6,070)	(906)	(1,219)	(278)
Distributions paid	(518)	(152)	(233)	(143)	(983)	(210)
Net cash inflow/(outflow) from financing activities	767	10,698	(576)	4,487	10,152	16,886
Net increase/(decrease) in cash and cash equivalents	(914)	768	(137)	11	2,812	11,325
Cash and cash equivalents at the beginning of the year	1,203	436	429	418	11,323	-
Effects of foreign currency exchange rate changes on cash and cash equivalents	1	(1)	-	-	2	(2)
Cash and cash equivalents at the end of the year	290	1,203	292	429	14,137	11,323
Non-cash financing activities	8	22	1	-	14	4

The above statements of cash flows should be read in conjunction with the accompanying notes.

	Page
Contents of the notes to the financial statements	
1 General information	11
2 Summary of significant accounting policies	11
3 Net assets attributable to unitholders	17
4 Net gains/(losses) on financial instruments held at fair value through profit or loss	18
5 Distributions to unitholders	18
6 Reconciliation of operating profit/(loss) to net cash inflow/(outflow) from operating activities	19
7 Financial instruments held at fair value through profit or loss	19
8 Financial risk management	20
9 Fair value measurements	26
10 Offsetting financial assets and liabilities	28
11 Derivative financial instruments	29
12 Auditor's remuneration	30
13 Related party transactions	30
14 Events occurring after the reporting period	32
15 Contingent assets and liabilities and commitments	32

1 General information

These financial statements cover the following managed investment funds ("the Funds"). The Funds are registered managed investment schemes under the *Corporations Act 2001*. The Responsible Entity cannot issue or redeem any units from the 80th anniversary of the day before the day the Funds commenced if that issue or redemption would cause a contravention of the rule against perpetuities or any other rule of law or equity. The Funds may be terminated in accordance with the provisions of their Constitutions. The Funds are domiciled in Australia.

Abbreviated Fund name	Registration date	Commencement date	Financial reporting period	Comparative period
Global Infrastructure Securities Fund	11 November 2015	25 May 2016	1 July 2017 to 30 June 2018	1 July 2016 to 30 June 2017
Global Property Securities Fund	11 November 2015	25 May 2016	1 July 2017 to 30 June 2018	1 July 2016 to 30 June 2017
Dynamic Markets Fund	11 November 2015	15 July 2016	1 July 2017 to 30 June 2018	1 July 2016 to 30 June 2017

The Responsible Entity of the Funds is BetaShares Capital Ltd (the "Responsible Entity"). The Responsible Entity's registered office is Level 11, 50 Margaret Street, Sydney NSW 2000.

The financial statements were authorised for issue by the directors on 17 September 2018. The directors of the Responsible Entity have the power to amend and reissue the financial statements.

The financial statements are presented in Australian dollars, which is the Funds' functional currency.

2 Summary of significant accounting policies

The principal accounting policies applied in the preparation of these financial statements are set out below.

(a) Basis of preparation

These general purpose financial statements have been prepared in accordance with Australian Accounting Standards and Interpretations issued by the Australian Accounting Standards Board (AASB) and the *Corporations Act 2001* in Australia.

The Funds operated solely in one segment which is the business of investment management within Australia.

The financial statements are prepared on the basis of fair value measurement of assets and liabilities except where otherwise stated.

The statements of financial position are presented on a liquidity basis. Assets and liabilities are presented in decreasing order of liquidity and are not distinguished between current and non-current. All balances are expected to be recovered or settled within twelve months, except for investment in financial assets and net assets attributable to unitholders.

Compliance with International Financial Reporting Standards (IFRS)

The financial statements of the Funds also comply with International Financial Reporting Standards as issued by the International Accounting Standards Board.

2 Summary of significant accounting policies (continued)

(a) Basis of preparation (continued)

Use of estimates and judgements

The Funds make estimates and assumptions that affect the reported amounts of assets and liabilities within the next financial year. Estimates are continually evaluated and based on historical experience and other factors, including expectations of future events that are believed to be reasonable under the circumstances.

For the majority of the Funds' financial instruments, quoted market prices are readily available. However, certain financial instruments are fair valued using valuation techniques. Where valuation techniques (for example, pricing models) are used to determine fair values, they are validated and regularly reviewed by experienced personnel of the Responsible Entity independent of the area that created them.

Models use observable data, to the extent practicable. However, areas such as credit risk (both own and counterparty), volatilities and correlations require management to make estimates. Changes in assumptions about these factors could affect the reported fair value of financial instruments.

For certain other financial instruments, including amounts due from/to brokers and payables, the carrying amounts approximate fair value due to the short-term nature of these financial instruments.

Investment entity exception

The Funds meet the definition of an investment entity and therefore apply the investment entity amendments to AASB 10 Consolidated Financial Statements, AASB 12 Disclosure of Interest in Other Entities and AASB 127 Separate Financial Statement. AASB 10 is applicable to all investees; among other things, it requires the consolidation of an investee if the Funds control the investee on the basis of de facto circumstances. An exception however exists where an entity meets the definition of an investment entity.

The Funds meet the definition of investment entity due to the following factors:

- (a) the Funds obtain funds from one or more unitholders for the purpose of providing the unitholders with investment management services;
- (b) the Funds commit to their unitholders that their business purpose is to invest funds solely for returns from capital appreciation, investment income, or both; and
- (c) the Funds measure and evaluate the performance of substantially all of their investments on a fair value basis.

In making the above assessments, the Funds have multiple investments and multiple investors. Their investors are generally unrelated parties of the Funds. Although all units attributable to unitholders are recognized as debt rather than equity, unitholders invest for returns from capital appreciation, investment income, or both. Directors of the Responsible Entity have concluded that the Funds meet the definition of investment entity.

Assessment of the Funds' investments as structured entities

The Funds have assessed whether the securities in which they invest are structured entities. The Funds have considered the voting rights and other similar rights afforded to investors in these funds, including the rights to remove the fund manager or redeem holdings. The Funds have assessed whether these rights are the dominant factor in controlling the funds, or whether the contractual agreement with the fund manager is the dominant factor in controlling these funds. The Funds have concluded that the managed investment funds in which they invest are not structured entities.

(b) Changes in accounting policy and transition

There were no changes in the accounting policies of the Funds during the financial year.

2 Summary of significant accounting policies (continued)

(c) New accounting standards and interpretations not yet adopted

Certain new accounting standards and interpretations have been published that are not mandatory for the 30 June 2018 reporting period and have not been early adopted by the Funds. The directors' assessment of the impact of these new standards (to the extent relevant to the Funds) and interpretations is set out below:

- (i) AASB 9 Financial Instruments (and applicable amendments) (effective from 1 July 2018)

AASB 9 Financial Instruments was available for early adoption but has not been applied in these financial statements. AASB 9 replaces existing guidance on classification and measurements of financial assets and introduces additions relating to the classification and measurement of financial liabilities as part of the project to replace AASB 139: Financial Instruments. It has also introduced new hedge accounting requirements and revised certain requirements of financial assets. AASB 9 becomes mandatory for the Funds' 30 June 2019 financial statements. Retrospective application of the standard is required.

The directors of the Responsible Entity have made an assessment and determined that the standard will not have a significant impact on the recognition and measurement of the Funds' financial instruments as they are held at fair value through profit and loss. The de-recognition rules have not been changed from previous requirements and the Funds do not apply hedge accounting.

- (ii) AASB 15 Revenue from Contracts with Customers (effective from 1 July 2018)

The AASB has issued a new standard for the recognition of revenue. This will replace AASB 118 which covers contracts for goods and services and AASB 111 which covers construction contracts. The new standard is based on the principle that revenue is recognised when control of a good or service transfers to a customer – so the notion of control replaces the existing notion of risks and rewards.

The Funds' main sources of income are interest, distributions and dividends and gains on financial instruments held at fair value. All of these are outside the scope of the new revenue standard. As a consequence, management has assessed the impact and determined that adoption of the new revenue recognition rules will not have a significant impact on the Funds' accounting policies or the amounts recognised in the financial statements.

There are no other standards that are not yet effective and that are expected to have a material impact on the Funds in the current or future reporting periods and on foreseeable future transactions.

(d) Financial instruments

(i) Classification

The Funds' investments are classified as financial assets or financial liabilities, and are recognised at fair value through profit or loss. They comprise:

- Financial instruments held for trading

Derivative financial instruments such as futures contracts, options and forward foreign exchange contracts are included under this classification. The Funds do not designate any derivatives as hedges in a hedging relationship.

- Financial instruments designated at fair value through profit or loss upon initial recognition

These include financial assets and financial liabilities that are classified as not held for trading purposes and which may be sold.

Financial assets and financial liabilities designated at fair value through profit or loss at inception are those that are managed and their performance evaluated on a fair value basis in accordance with the Funds' documented investment strategies. The Funds' policy is for the Responsible Entity to evaluate the information about these financial assets on a fair value basis together with other related financial information.

(ii) Recognition/derecognition

The Funds recognise financial assets and financial liabilities on the date they become party to the contractual agreement (trade date) and recognise changes in fair value of the financial assets or financial liabilities from this date.

Investments are derecognised when the right to receive cash flows from the investments have expired or the Funds have transferred substantially all risks and rewards of ownership.

2 Summary of significant accounting policies (continued)

(d) Financial instruments (continued)

(iii) Measurement

- *Financial assets and liabilities held at fair value through profit or loss*

At initial recognition, the Funds measure a financial asset at its fair value. Transaction costs of financial assets carried at fair value through profit or loss are expensed in the statements of comprehensive income as incurred.

Subsequent to initial recognition, all financial assets and financial liabilities held at fair value through profit or loss are measured at fair value. Gains and losses arising from changes in the fair value of the financial assets or financial liabilities at fair value through profit or loss category are presented in the statements of comprehensive income within net gains/(losses) on financial instruments held at fair value through profit or loss in the period in which they arise.

Fair value is the price that would be received to sell an asset or paid to transfer a liability in an orderly transaction between market participants at the measurement date.

- Fair value in an active market

The fair value of financial assets and liabilities traded in active markets is subsequently based on their quoted market prices at the end of the reporting period without any deduction for estimated future selling costs. The quoted market price used for financial assets and liabilities is the bid price.

- Fair value in an inactive or unquoted market

The fair value of financial assets and liabilities that are not traded in an active market is determined using valuation techniques. The Funds use a variety of methods and makes assumptions that are based on market conditions existing at each reporting date. Valuation techniques used include the use of comparable recent arms length transactions, reference to other instruments that are substantially the same, discounted cash flow analysis, option pricing models or any other valuation techniques commonly used by market participants making the maximum use of market inputs and relying as little as possible on entity-specific inputs.

(iv) Offsetting financial instruments

Financial assets and liabilities are offset and the net amount reported in the statements of financial position when there is a legally enforceable right to offset the recognised amounts and there is an intention to settle on a net basis, or realise the asset and settle the liability simultaneously.

(e) Net assets attributable to unitholders

Units in the Funds are classified as financial liabilities. Subject to market conditions, unitholders may withdraw their units from the Funds at their election by trading on the Australian Securities Exchange at the prevailing market price for sale of the units at the time of the transaction. The Responsible Entity on behalf of each Fund intends to provide liquidity to unitholders by acting as a buyer and seller of units on the exchange. At the end of each trading day, the Responsible Entity will issue or cancel units according to its net position in units bought or sold on the exchange on that day. The price at which the Responsible Entity may buy or sell units will reflect the Responsible Entity's view of the Funds' net asset value per unit. The fair value of units is measured at the net asset value per unit, which approximates fair value at the end of the reporting year if unitholders elected to withdraw units from the Funds.

(f) Cash and cash equivalents

For the purpose of presentation in the statement of cash flows, cash and cash equivalents includes cash on hand, deposits held at call with financial institutions, other short term, highly liquid investments with original maturities of three months or less from the date of acquisition that are readily convertible to known amounts of cash and which are subject to an insignificant risk of changes in value, and bank overdrafts. The carrying amount of cash approximates fair value.

2 Summary of significant accounting policies (continued)

(g) Investment income

Interest income is recognised in the statements of comprehensive income for all financial instruments that are not held at fair value through profit and loss using the effective interest method. Other changes in fair value for such instruments are recorded in accordance with the policies described in Note 2(d).

Dividend income is recognised on the ex-dividend date with any related foreign withholding tax recorded as an expense. The Funds currently incur withholding tax imposed by certain countries on investment income. Such income is recognised gross of withholding tax in the statements of comprehensive income.

Distributions from listed managed investment funds are recognised as income on the date the unit is quoted ex-distribution with any related foreign withholding tax recognised as a tax expense.

(h) Expenses

All expenses are recognised in the statements of comprehensive income on an accruals basis.

(i) Income tax

The Funds are not subject to income tax as unitholders are presently entitled to the income of the Funds.

The benefits of any imputation credits and foreign tax paid are passed on to unitholders.

(j) Distributions

In accordance with the Funds' Constitutions, the Funds distribute income adjusted for amounts determined by the Responsible Entity, to unitholders by cash payment or reinvestment. The distributions are recognised in the statements of comprehensive income as finance costs attributable to unitholders.

(k) Change in net assets attributable to unitholders

Income not distributed is included in the net assets attributable to unitholders. Movements in net assets attributable to unitholders are recognised in the statements of comprehensive income.

(l) Foreign currency translation

(i) Functional and presentation currency

Items included in the Funds' financial statements are measured using the currency of the primary economic environment in which it operates (the "functional currency"). This is the Australian dollar, which reflects the currency of the economy in which the Funds compete for funds and is regulated. The Australian dollar is also the Funds' presentation currency.

(ii) Transactions and balances

Foreign currency transactions are translated into the functional currency using the exchange rates prevailing at the dates of the transactions. Foreign exchange gains and losses resulting from the settlement of such transactions and from the translations at period end exchange rates of monetary assets and liabilities denominated in foreign currencies are recognised in the statements of comprehensive income.

Non-monetary items that are measured at fair value in a foreign currency are translated using the exchange rates at the date when fair value was determined. Translation differences on assets and liabilities carried at fair value are reported in the statements of comprehensive income on a net basis within net gains/(losses) on financial instruments held at fair value through profit or loss.

2 Summary of significant accounting policies (continued)

(m) Due from/to brokers

Amounts due from/to brokers (if applicable) represent payables for securities purchased and receivables for securities sold that have been contracted for but not yet delivered by the end of the year. Trades are recorded on trade date, and normally settled within three business days. A provision for impairment of amounts due from brokers is established when there is objective evidence that the Funds will not be able to collect all amounts due from the relevant broker. Indicators that the amount due from brokers is impaired include significant financial difficulties of the broker, probability that the broker will enter bankruptcy or financial reorganisation and default in payments.

(n) Receivables

Receivables may include amounts for dividends, interest and trust distributions. Dividends and trust distributions are accrued when the right to receive payment is established. Interest is accrued at the end of each reporting period from the time of last payment in accordance with the policy set out in Note 2(g) above. Amounts are generally received within 30 days of being recorded as receivables. The carrying amount of receivables approximates fair value.

(o) Other payables

Other payables include liabilities, amounts due to brokers and accrued expenses owing by the Funds which are unpaid as at the end of the reporting period.

The distribution amount payable to unitholders as at the reporting date is recognised separately in the statements of financial position as unitholders are presently entitled to the distributable income.

(p) Applications and redemptions

Applications received for units in the Funds are recorded net of any entry fees payable (if applicable) prior to the issue of units in the Funds. Redemptions from the Funds are recorded gross of any exit fees payable (if applicable) after the cancellation of units redeemed.

(q) Goods and Services Tax (GST)

The GST incurred on the costs of various services provided to the Funds by third parties such as custodian services and investment management fees have been passed onto the Funds. The Funds qualify for Reduced Input Tax Credits (RITC) at a rate of 55% to 85%; hence investment management fees, custodial fees and other expenses have been recognised in the statements of comprehensive income net of the amount of GST recoverable from the Australian Taxation Office (ATO). Accounts payable are inclusive of GST. The net amount of GST recoverable from the ATO is included in receivables in the statements of financial position. Cash flows relating to GST are included in the statements of cash flows on a gross basis.

(r) Rounding of amounts

The Funds are an entity of the kind referred to in ASIC Corporations (Rounding in Financial/Directors' Reports) Instrument 2016/191 and in accordance with that Instrument, amounts in the financial report and directors' report have been rounded off to the nearest thousand dollars in accordance with that Instrument, unless otherwise indicated.

(s) Comparative revisions

Comparative information has been revised where appropriate to enhance comparability. Where necessary, comparative figures have been adjusted to conform with changes in presentation in the current year.

4 Net gains/(losses) on financial instruments held at fair value through profit or loss

Net gains/(losses) recognised in relation to financial assets and financial liabilities held at fair value through profit or loss:

	Global Infrastructure Securities Fund	Global Property Securities Fund	Dynamic Markets Fund
	30 June 2018	30 June 2018	30 June 2017
	\$'000	\$'000	\$'000
	(56)	(25)	(398)
	334	1,136	1,401
	278	1,111	1,003
			644

Net gains/(losses) on financial instruments held for trading
Net gains/(losses) on financial instruments designated at fair value through
profit or loss
**Total net gains/(losses) on financial instruments held at fair value
through profit or loss**

5 Distributions to unitholders

The distributions paid/payable for the year were as follows:

	Global Infrastructure Securities Fund	Global Property Securities Fund	Dynamic Markets Fund
	30 June 2018	30 June 2018	30 June 2017
	\$'000	\$'000	\$'000
	107	63	38
	102	54	44
	77	37	37
	244	73	80
	530	227	199
			740

Distributions
Distribution paid - September
Distribution paid - December
Distribution paid - March
Distribution payable - June
Total distributions

	Global Infrastructure Securities Fund	Global Property Securities Fund	Dynamic Markets Fund
	30 June 2018	30 June 2018	30 June 2017
	Cents per unit	Cents per unit	Cents per unit
	1,1601	0,8500	0,8221
	0,9752	0,7566	0,7784
	0,8836	0,6273	0,5919
	2,8115	1,2340	1,3254
	5,8304	3,4679	3,5178
			7,3558
			12,4048

Distributions
Distribution paid - September
Distribution paid - December
Distribution paid - March
Distribution payable - June
Total distributions

6 Reconciliation of operating profit/(loss) to net cash inflow/(outflow) from operating activities

	Global Infrastructure Securities Fund	Global Property Securities Fund	Dynamic Markets Fund
	30 June 2018	30 June 2018	30 June 2018
	\$'000	\$'000	\$'000
Operating profit/(loss) for the year	825	1,118	903
Net (gains)/losses on financial instruments held at fair value through profit or loss	(278)	(769)	(456)
Payments for maturity/purchases of financial instruments held at fair value through profit or loss	(12,721)	(16,758)	(10,817)
Proceeds from maturity/sales of financial instruments held at fair value through profit or loss	10,549	6,477	6,140
Net foreign exchange gains/(losses)	(19)	18	11
Net change in receivables and other assets	(36)	(38)	(26)
Net change in payables and other liabilities	(1)	22	17
Net cash inflow/(outflow) from operating activities	(1,681)	(9,930)	(4,476)
			(7,340)
			(5,561)

7 Financial instruments held at fair value through profit or loss

	Global Infrastructure Securities Fund	Global Property Securities Fund	Dynamic Markets Fund
	30 June 2018	30 June 2018	30 June 2018
	\$'000	\$'000	\$'000
Financial assets			
Designated at fair value through profit or loss			
Listed securities	23,676	21,479	14,883
Held for trading	-	-	-
Options	-	-	151
Total financial assets held at fair value through profit or loss	23,676	21,479	15,034
Financial liabilities			
Held for trading	-	-	-
Foreign currency forward contracts	-	-	434
Futures	-	-	109
Total financial liabilities held at fair value through profit or loss	-	-	543

An overview of the risk exposures relating to financial assets and liabilities is included in Note 8.

8 Financial risk management

(a) Objectives, strategies, policies and processes

The Funds are active exchange traded managed funds that primarily invest in securities listed on global share markets, derivative instruments and cash and cash equivalents.

The Funds' activities expose them to a variety of financial risks which may include market risk (including price risk, foreign currency risk and interest rate risk), credit risk and liquidity risk. The Funds use different methods to measure different types of risk to which they are exposed. Methods include sensitivity analysis in the case of price risk.

The Funds' overall risk management programs focus on ensuring compliance with the Funds' Product Disclosure Statements (PDSs) and seek to maximise the returns derived for the level of risk to which the Funds are exposed. Financial risk management is carried out by an investment manager under policies approved by the Board of Directors of the Responsible Entity (the Board).

The Board of Directors of the Responsible Entity has overall responsibility for the establishment and oversight of the Funds' risk management framework. The Funds' overall risk management programs focus on ensuring compliance with the Funds' PDSs and investment guidelines.

Compliance with the Funds' Product Disclosure Statements, Constitutions and Investment Guidelines are reported to the Board on a regular basis.

(b) Market risk

Market risk is the risk that changes in market prices, such as foreign exchange rates, interest rates and other market prices will affect the Funds' income or the carrying value of financial instruments. The objective of market risk management is to manage and control market risk exposures within acceptable parameters, while optimising the return on risk.

(i) Price risk

The Funds are exposed to securities and derivatives price risk. This arises from investments held by the Funds for which prices in the future are uncertain. Securities and derivatives are classified in the statements of financial position as at fair value through profit or loss. All securities investments present a risk of loss of capital. The maximum risk resulting from financial instruments is determined by the fair value of the financial instruments.

The Funds' overall market positions are reported to the Board on a regular basis.

Sensitivity analysis

An increase of 10% at the reporting date of the market prices attributable to the assets held by the Funds would have the following impact on the Funds' operating profit/(loss) and net assets attributable to unitholders. This analysis assumes that all other variables remain constant. A decrease of 10% would have an equal, but the opposite effect to the amounts shown below, on the basis that all other variables remain constant.

	Global Infrastructure Securities Fund		Global Property Securities Fund		Dynamic Markets Fund	
Funds' operating profit/(loss) and net assets attributable to unitholders	30 June 2018	30 June 2017	30 June 2018	30 June 2017	30 June 2018	30 June 2017
	\$'000	\$'000	\$'000	\$'000	\$'000	\$'000
	2,368	2,148	1,438	1,378	1,503	699

8 Financial risk management (continued)

(b) Market risk (continued)

(ii) Foreign exchange risk

The Funds may hold both monetary and non-monetary assets denominated in currencies other than the Australian dollar. The foreign exchange risk relating to non-monetary assets and liabilities is a component of price risk not foreign exchange risk. Foreign exchange risk arises as the value of monetary assets denominated in other currencies fluctuates due to changes in exchange rates. The risk is measured using sensitivity analysis.

The table below summarises the Funds' assets and liabilities, monetary and non-monetary, that are denominated in a currency other than the Australian dollar.

	Foreign Currency		Global Infrastructure Securities Fund		Global Property Securities Fund		Dynamic Markets Fund	
	30 June 2018	30 June 2017	30 June 2018	30 June 2017	30 June 2018	30 June 2017	30 June 2018	30 June 2017
	\$'000	\$'000	\$'000	\$'000	\$'000	\$'000	\$'000	\$'000
USD	10,727	9,876	7,745	8,438	(2,243)	6,368		
EUR	3,851	4,031	1,351	1,317	676	1,052		
CAD	4,863	4,090	185	178	(1,568)	(44)		
GBP	2,476	1,274	992	641	1,297	(33)		
HKD	562	651	1,221	248	(20)	178		
Others	271	359	2,328	1,942	9,259	(2,773)		
Net foreign currency exposure	22,750	20,281	13,822	12,764	7,401	4,748		

Sensitivity analysis - foreign exchange risk

The following tables summarises the sensitivities of the Funds' monetary assets and liabilities to foreign exchange risk.

	Global Infrastructure Securities Fund		Global Property Securities Fund		Dynamic Markets Fund	
	30 June 2018	30 June 2017	30 June 2018	30 June 2017	30 June 2018	30 June 2017
	\$'000	\$'000	\$'000	\$'000	\$'000	\$'000
Impact on Profit/(loss) from operating activities and net assets attributable to unitholders	4	11	5	8	(2)	24
10% AUD appreciation against foreign currency (2017 : 10%)						

A 10% AUD depreciation against foreign currency would have an equal, but opposite effect to the amounts shown in the table above.

8 Financial risk management (continued)

(b) Market risk (continued)

(iii) Interest rate risk

Interest rate risk is the risk that the fair value or future cash flows of a financial instrument will fluctuate because of changes in market interest rates.

Interest bearing financial assets are exposed to fluctuations in the prevailing levels of market interest rates on their financial position and cash flows. Financial instruments with variable interest rates expose Funds to cash flow interest rate risk. Financial instruments with fixed interest rates expose Funds to fair value interest rate risk. The risk is measured using sensitivity analysis.

The tables below summarises the Funds' exposure to interest rate risks.

Global Infrastructure Securities Fund	Floating interest rate 30 June 2018 \$'000	Fixed interest rate 30 June 2018 \$'000	Non-interest bearing 30 June 2018 \$'000	Total 30 June 2018 \$'000	Floating interest rate 30 June 2017 \$'000	Fixed interest rate 30 June 2017 \$'000	Non-interest bearing 30 June 2017 \$'000	Total 30 June 2017 \$'000
Assets								
Cash and cash equivalents	290	-	-	290	1,203	-	-	1,203
Financial assets held at fair value through profit or loss	-	-	23,676	23,676	-	-	21,479	21,479
Receivables	-	-	127	127	-	-	93	93
Liabilities								
Distributions payable	-	-	(244)	(244)	-	-	(240)	(240)
Other payables	-	-	(298)	(298)	-	-	(387)	(387)
	290	-	23,261	23,551	1,203	-	20,945	22,148

Global Property Securities Fund	Floating interest rate 30 June 2018 \$'000	Fixed interest rate 30 June 2018 \$'000	Non-interest bearing 30 June 2018 \$'000	Total 30 June 2018 \$'000	Floating interest rate 30 June 2017 \$'000	Fixed interest rate 30 June 2017 \$'000	Non-interest bearing 30 June 2017 \$'000	Total 30 June 2017 \$'000
Assets								
Cash and cash equivalents	292	-	-	292	429	-	-	429
Financial assets held at fair value through profit or loss	-	-	14,382	14,382	-	-	13,777	13,777
Receivables	-	-	245	245	-	-	352	352
Liabilities								
Distributions payable	-	-	(73)	(73)	-	-	(80)	(80)
Other payables	-	-	(24)	(24)	-	-	(505)	(505)
	292	-	14,530	14,822	429	-	13,544	13,973

AMP Capital active exchange traded managed funds
Notes to the financial statements
For the year ended 30 June 2018
(continued)

8 Financial risk management (continued)

(iii) Interest rate risk (continued)

Dynamic Markets Fund	Floating interest rate	Fixed interest rate	Non-interest bearing	Total	Floating interest rate	Fixed interest rate	Non-interest bearing	Total
	30 June 2018 \$'000	30 June 2018 \$'000	30 June 2018 \$'000	30 June 2018 \$'000	30 June 2017 \$'000	30 June 2017 \$'000	30 June 2017 \$'000	30 June 2017 \$'000
Assets								
Cash and cash equivalents	14,137	-	-	14,137	11,323	-	-	11,323
Financial assets held at fair value through profit or loss	-	-	15,034	15,034	-	-	6,990	6,990
Receivables	-	-	49	49	-	-	22	22
Liabilities								
Financial liabilities held at fair value through profit or loss	-	-	(543)	(543)	-	-	(47)	(47)
Distributions payable	-	-	(298)	(298)	-	-	(555)	(555)
Other payables	-	-	(24)	(24)	-	-	(730)	(730)
	14,137	-	14,218	28,355	11,323	-	5,680	17,003

The analysis is based on the assumption that interest rates increase or decrease by a "predetermined basis points" from the period end rates with all other variables held constant. The "predetermined basis points" are disclosed in the table below.

Sensitivity analysis - Interest rate risk

	Currency	Sensitivity rate (basis points)	Impact on net assets attributable to unitholders	
			Strengthened 30 June 2018 \$'000	Weakened 30 June 2018 \$'000
Global Infrastructure Securities Fund	AUD	100	3	(3)
Global Property Securities Fund	AUD	100	3	(3)
Dynamic Markets Fund	AUD	100	141	(141)
(c) Credit risk				

Credit risk is the risk that a counterparty to a financial instrument will fail to discharge an obligation or commitment that it has entered into with the Funds.

(i) Settlement of securities transactions

All transactions in listed securities are settled/paid for upon delivery using approved brokers. The risk of default is considered low, as delivery of securities sold is only made once the broker has received payment. Payment is made once purchase on the securities have been received by the broker. The trade will fail if either party fails to meet its obligations.

(ii) Cash and cash equivalents

The exposure to credit risk for cash and cash equivalents is low as all counterparties have a rating of A or higher (as determined by Standard & Poor's or equivalent rating agency).

The custody of the Funds' assets is mainly concentrated with one counterparty, namely BNP Paribas Securities Services. BNP Paribas Securities Services is a member of a major securities exchange, and at 30 June 2018 and 30 June 2017 had a credit rating of A (S&P) and Aa3 (Moody's). At 30 June 2018, substantially all cash and cash equivalents, balances due from brokers and investments are held in custody by BNP Paribas Securities Services.

8 Financial risk management (continued)

(c) Credit risk (continued)

(iii) Other

The Funds are not materially exposed to credit risk on other financial assets. In accordance with the Funds' policy, the Responsible Entity monitors the Funds' credit position on a regular basis.

(d) Liquidity risk

Liquidity risk is the risk that the Funds will encounter difficulty in meeting obligations associated with financial liabilities.

The Funds are exposed to daily cash withdrawal of units. The Funds primarily hold investments that are traded in an active market and can be readily realisable.

The Funds may invest in derivative contracts traded over the counter, which are not traded in an organised market and may be illiquid. As a result, the Funds may not be able to quickly liquidate their investments in these instruments at an amount close to their fair value to meet its liquidity requirements or to respond to specific events such as deterioration in the creditworthiness of any particular issuer to counterparty.

The tables below analyse the Funds' non-derivative financial liabilities into relevant maturity groupings based on the remaining period at the end of the reporting period to the contractual maturity date. The amounts in the table are the contractual undiscounted cash flows.

Global Infrastructure Securities Fund

At 30 June 2018

	On demand \$'000	Less than 6 months \$'000	Greater than 6 months \$'000	Total \$'000
Distributions payable	-	244	-	244
Other payables	-	298	-	298
Net assets attributable to unitholders	23,551	-	-	23,551
Total financial liabilities	23,551	542	-	24,093

At 30 June 2017

	On demand \$'000	Less than 6 months \$'000	Greater than 6 months \$'000	Total \$'000
Distributions payable	-	240	-	240
Other payables	-	387	-	387
Net assets attributable to unitholders	22,148	-	-	22,148
Total financial liabilities	22,148	627	-	22,775

Global Property Securities Fund

At 30 June 2018

	On demand \$'000	Less than 6 months \$'000	Greater than 6 months \$'000	Total \$'000
Distributions payable	-	73	-	73
Other payables	-	24	-	24
Net assets attributable to unitholders	14,822	-	-	14,822
Total financial liabilities	14,822	97	-	14,919

At 30 June 2017

	On demand \$'000	Less than 6 months \$'000	Greater than 6 months \$'000	Total \$'000
Distributions payable	-	80	-	80
Other payables	-	505	-	505
Net assets attributable to unitholders	13,973	-	-	13,973
Total financial liabilities	13,973	585	-	14,558

8 Financial risk management (continued)

(d) Liquidity risk (continued)

Dynamic Markets Fund

At 30 June 2018

Distributions payable	-	298	-	298
Other payables	-	24	-	24
Net assets attributable to unitholders	28,355	-	-	28,355
Total financial liabilities	28,355	322	-	28,677

At 30 June 2017

Distributions payable	-	555	-	555
Other payables	-	730	-	730
Net assets attributable to unitholders	17,003	-	-	17,003
Total financial liabilities	17,003	1,285	-	18,288

The tables below analyse the Funds' derivative financial liabilities into relevant maturity groupings based on the remaining period at the end of the reporting period to the contractual maturity date. The amounts in the table are the contractual undiscounted cash flows.

Dynamic Markets Fund

At 30 June 2018

Foreign currency forward contracts	-	434	-	434
Futures	-	109	-	109
Total financial liabilities	-	543	-	543

At 30 June 2017

Foreign currency forward contracts	-	14	-	14
Futures	-	33	-	33
Total financial liabilities	-	47	-	47

9 Fair value measurements

AASB 13 requires disclosure of fair value measurements by level of the following fair value measurement hierarchy:

- Quoted prices (unadjusted) in active markets for identical assets or liabilities (Level 1);
- Inputs other than quoted prices included within level 1 that are observable for the asset or liability, either directly or indirectly (Level 2); and
- Inputs for the asset or liability that are not based on observable market data (unobservable inputs) (Level 3).

Fair value estimation

The carrying amounts of the Funds' assets and liabilities at the end of each reporting period approximate their fair values.

Financial assets and liabilities held at fair value through profit or loss are measured initially at fair value excluding any transaction costs that are directly attributable to the acquisition or issue of the financial asset or liability. Transaction costs on financial assets and financial liabilities at fair value through profit or loss are expensed immediately. Subsequent to initial recognition, all instruments held at fair value through profit or loss are measured at fair value with changes in their fair value recognised in statements of comprehensive income.

9 Fair value measurements (continued)

Fair value estimation (continued)

(i) Fair value in an active market (Level 1)

The fair value of financial assets and liabilities traded in active markets is based on their quoted market prices at the end of the reporting period without any deduction for estimated future selling costs.

The Funds value their investments in accordance with the accounting policies set out in Note 2. For the majority of their investments, the Funds rely on information provided by independent pricing services for the valuation of their investments.

The quoted market price used for financial assets held by the Funds is the current bid price; the appropriate quoted market price for financial liabilities is the current asking price. When the Funds hold derivatives with offsetting risks, they use mid-market prices as a basis for establishing fair values for the offsetting risk positions and apply this bid or asking price to the net position, as appropriate.

A financial instrument is regarded as quoted in an active market if quoted prices are readily and regularly available from an exchange, dealer, broker, industry group, pricing service, or regulatory agency, and those prices represent actual and regularly occurring market transactions on an arm's length basis.

(ii) Fair value in an inactive or unquoted market (Level 2 and Level 3)

The fair value of financial assets and liabilities that are not traded in an active market is determined using valuation techniques. These include the use of arm's length market transactions, reference to the current fair value of a substantially similar other instrument, discounted cash flow techniques, option pricing models or any other valuation technique that provides a reliable estimate of prices obtained in actual market transactions.

Where discounted cash flow techniques are used, estimated future cash flows are based on management's best estimates and the discount rate used is a market rate at the end of the reporting period applicable for an instrument with similar terms and conditions.

For other pricing models, inputs are based on market data at the end of the reporting period. Fair values for unquoted equity investments are estimated, if possible, using applicable price/earnings ratios for similar listed companies adjusted to reflect the specific circumstances of the issuer.

The carrying value less impairment provision of other receivables and payables are assumed to approximate their fair values. The fair value of financial liabilities for disclosure purposes is estimated by discounting the future contractual cash flows at the current market interest rate that is available to the Funds for similar financial instruments.

(iii) Recognised fair value measurements

The tables below set out the Funds' financial assets and liabilities (by class) measured at fair value according to the fair value hierarchy at 30 June 2018 and 30 June 2017.

Global Infrastructure Securities Fund

At 30 June 2018

	Level 1 \$'000	Level 2 \$'000	Level 3 \$'000	Total \$'000
Financial assets				
Financial assets designated at fair value through profit or loss	23,676	-	-	23,676
Listed securities	23,676	-	-	23,676
Total financial assets held at fair value through profit or loss				

At 30 June 2017

Financial assets				
Financial assets designated at fair value through profit or loss	21,479	-	-	21,479
Listed securities	21,479	-	-	21,479
Total financial assets held at fair value through profit or loss				

9 Fair value measurements (continued)

Fair value estimation (continued)

(iii) Recognised fair value measurements (continued)

Global Property Securities Fund

At 30 June 2018

Financial assets				
Financial assets designated at fair value through profit or loss				
Listed securities	14,382	-	-	14,382
Total financial assets held at fair value through profit or loss	14,382	-	-	14,382

At 30 June 2017

Financial assets				
Financial assets designated at fair value through profit or loss				
Listed securities	13,777	-	-	13,777
Total financial assets held at fair value through profit or loss	13,777	-	-	13,777

Dynamic Markets Fund

At 30 June 2018

Financial assets				
Financial assets designated at fair value through profit or loss				
Listed securities	14,883	-	-	14,883
Financial assets held for trading	151	-	-	151
Options	15,034	-	-	15,034
Total financial assets held at fair value through profit or loss				

Financial liabilities

Financial liabilities held for trading	434	-	-	434
Foreign currency forward contracts	109	-	-	109
Futures	543	-	-	543
Total financial liabilities held at fair value through profit or loss				

At 30 June 2017

Financial assets				
Financial assets designated at fair value through profit or loss				
Listed securities	6,990	-	-	6,990
Total financial assets held at fair value through profit or loss	6,990	-	-	6,990

Financial liabilities

Financial liabilities held for trading	14	-	-	14
Foreign currency forward contracts	33	-	-	33
Futures	47	-	-	47
Total financial liabilities held at fair value through profit or loss				

9 Fair value measurements (continued)

Fair value estimation (continued)

(iv) Transfers between levels

There were no transfers between levels during the year ended 30 June 2018.

(v) Movement in level 3 instruments

There were no investments classified as level 3 within the Funds as at 30 June 2018.

(vi) Fair value of financial instruments not carried at fair value

The carrying value of trade receivables and trade payables are assumed to approximate their fair values.

Net assets attributable to unitholders' carrying value differs from its fair value (deemed to be redemption price for individual units) due to differences in valuation inputs. This difference is not material in the current period or prior period.

10 Offsetting financial assets and liabilities

Financial assets and liabilities are offset and the net amount reported in the statements of financial position when there is a legally enforceable right to offset the recognised amounts and there is an intention to settle on a net basis or realise the asset and settle the liability simultaneously. The gross and net positions of financial assets and liabilities that have been offset in the statements of financial position are disclosed in the first three columns of the following table:

	Effects of offsetting on the statements of financial position		Related amounts not offset in the statements of financial position	
	Gross amounts of financial assets/ (liabilities) \$'000	Gross amounts set off in the statements of financial position \$'000	Net amount of financial assets/ (liabilities) presented in the statements of financial position \$'000	Financial instruments (including non-cash collateral) \$'000
Dynamic Markets Fund				
As at 30 June 2018				
Financial assets - options	151	-	151	-
Financial liabilities - foreign currency forward contracts	(434)	-	(434)	-
Financial liabilities - futures	(109)	-	(109)	-
Total	(392)	-	(392)	-
As at 30 June 2017				
Financial liabilities - foreign currency forward contracts	(14)	-	(14)	-
Financial liabilities - futures	(33)	-	(33)	-
Total	(47)	-	(47)	-

11 Derivative financial instruments

Dynamic Markets Fund

In the normal course of business the Fund enters into transactions in certain derivative financial instruments with certain risks. A derivative is a financial instrument or other contract which is settled at a future date and whose value changes in response to the change in a specified interest rate, financial instrument price, commodity price, foreign exchange rate, index of prices or rates, credit rating or credit index or other variable.

Derivative financial instruments require no initial net investment or an initial net investment that is smaller than would be required for other types of contracts that would be expected to have a similar response to changes in market factors.

Derivative transactions include many different instruments such as forwards, futures and options. Derivatives are considered to be part of the investment process and the use of derivatives is an essential part of the Fund's portfolio management. Derivatives are not managed in isolation. Consequently, the use of derivatives is multifaceted and include:

- hedging to protect an asset or liability of the Fund against a fluctuation in market values or to reduce volatility;
- a substitution for trading of physical securities;
- adjusting asset exposures within the parameters set in the investment strategy, and adjusting the duration of fixed interest portfolios or the weighted average maturity of cash portfolios.

The Fund holds the following derivatives:

(a) Futures

Futures are contractual obligations to buy or sell financial instruments on a future date at a specified price established in an organised market. The futures contracts are collateralised by cash or marketable securities. Changes in futures contracts' values are usually settled net daily with the exchange. Interest rate futures are contractual obligations to receive or pay a net amount based on changes in interest rates at a future date at a specified price, established in an organised financial market.

(b) Options

An option is a contractual arrangement under which the seller (writer) grants the purchaser (holder) the right, but not the obligation, either to buy (a call option) or sell (a put option) at or by a set date or during a set year, a specific amount of securities or a financial instrument at a predetermined price. The seller receives a premium from the purchaser in consideration for the assumption of future securities price risk. The Fund's use of options is limited to selling exchange-traded call options over indices or over equity securities held by the Fund.

(c) Forward currency contracts

Forward currency contracts are primarily used by the Fund to economically hedge against foreign exchange rate risks on its non-Australian dollar denominated trading securities. The Fund agrees to receive or deliver a fixed quantity of foreign currency for an agreed upon price on an agreed future date. Forward currency contracts are valued at the prevailing bid price at the end of each reporting period. The Fund recognises a gain or loss equal to the change in fair value at the end of each reporting period.

11 Derivative financial instruments (continued)

The Fund's derivative financial instruments at year end are detailed below:

	Contractual/ notional \$'000	Assets \$'000	Liabilities \$'000
Dynamic Markets Fund			
As at 30 June 2018			
Futures	157,651	-	109
Options	5,325	151	-
Foreign currency forward contracts	127,518	-	434
	290,494	151	543
As at 30 June 2017			
Futures	111,831	-	33
Foreign currency forward contracts	14,235	-	14
	126,066	-	47

12 Auditor's remuneration

During the year the following fees were paid or payable for services provided by the auditor of the Funds. Audit fees were borne by the Responsible Entity.

	Global Infrastructure Securities Fund	Global Property Securities Fund	Dynamic Markets Fund
	30 June 2018	30 June 2017	30 June 2018
	\$	\$	\$
KPMG			
Audit and review assurance services	4,860	4,860	7,345
Audit and review of financial reports	1,200	1,200	1,200
Audit of compliance plan	6,060	6,620	8,545
Total remuneration for audit and other assurance services	12,120	12,680	17,090

13 Related party transactions

Responsible Entity

The Responsible Entity of the Funds is BetaShares Capital Ltd.

Key management personnel

The Funds do not employ personnel in their own right. However, the Funds are required to have an incorporated Responsible Entity to manage the activities and this is considered to be the key management personnel. The directors of the Responsible Entity, which are key management personnel of the Responsible Entity, during or since the end of the financial year are:

(a) Directors

Executive Directors:

David Nathanson (appointed 21 September 2009)
Alex Vynokur (appointed 21 September 2009)

13 Related party transactions (continued)

(a) Directors (continued)

Non-Executive Directors:

Taeyong Lee (appointed 12 August 2015, resigned 31 August 2018)
Thomas Park (appointed 12 August 2015)
Junggho Rhee (appointed 1 September 2018)

(b) Other key management personnel

There were no other persons with responsibility for planning, directing and controlling the activities of the Funds, directly or indirectly during the year.

(c) Related party Funds' unitholdings

As at 30 June 2018, AMP Life Limited holds 4,000,000 units in Global Infrastructure Securities Fund, 4,000,000 units in Global Property Securities Fund and 4,000,000 units in Dynamic Markets Fund.

No other parties related to the Funds (including BetaShares Capital Ltd, its related parties and other schemes managed by BetaShares Capital Ltd) held any units in the Funds for the year ended 30 June 2018.

(d) Responsible Entity fees and other transactions

The Responsible Entity's fees are calculated in accordance with the Funds' Constitutions. The Responsible Entity's fees comprise a management fee and expense recoveries (after taking account of GST and reduced input tax credits), which are calculated as a percentage of the net asset value of the Funds and are disclosed in the statements of comprehensive income. Performance fees may be payable equivalent to a percentage of the Funds' performance above the performance benchmark.

Fund

Global Infrastructure Securities Fund
Global Property Securities Fund
Dynamic Markets Fund

	Management fee		Expense recoveries		Performance fee	
	%	%	%	%	%	%
Global Infrastructure Securities Fund	0.80	0.05	0.05	0.05	10.25	
Global Property Securities Fund	0.97	0.02	0.02	0.02	-	
Dynamic Markets Fund	0.48	0.03	0.03	0.03	15.38	

A performance fee may be payable by certain Funds. The fee is calculated based on the relevant Funds' performance relative to its benchmark. The fee is calculated and accrued each business day. Provided the relevant Fund outperforms the benchmark for a performance fee period (quarter ending 31 March, 30 June, 30 September and 31 December), a performance fee may be payable.

The Responsible Entity pays AMP Capital Ltd a fee for its investment management services to the Funds out of its fees, at no additional cost to unitholders.

All related party transactions are conducted on normal commercial terms and conditions. The transactions during the year and amounts payable at period end between the Funds and the Responsible Entity were as follows:

	Global Infrastructure Securities Fund		Global Property Securities Fund		Dynamic Markets Fund	
	30 June 2018	30 June 2017	30 June 2018	30 June 2017	30 June 2018	30 June 2017
Management fees expensed to the Responsible Entity	\$ 194,111	\$ 145,102	\$ 150,755	\$ 124,175	\$ 111,716	\$ 61,583
Management fees payable to the Responsible Entity as at the reporting date	30,865	14,681	23,305	11,592	23,055	6,731
Performance fees expensed to the Responsible Entity	-	20,671	-	-	-	68,660
Performance fees payable to the Responsible Entity as at the reporting date	-	-	-	-	-	-
Expense recoveries expensed to the Responsible Entity	12,132	9,074	3,095	2,553	4,755	2,562
Expense recoveries payable to the Responsible Entity as at the reporting date	1,929	918	480	239	961	280

14 Events occurring after the reporting period

The Responsible Entity has elected into the Attribution Managed Investment Trust ('AMIT') regime for the Funds for the year ending 30 June 2019 and subsequent years. Under the AMIT regime the units in the Funds will be reclassified from financial liability to equity from 1 July 2018.

No other significant events have occurred since the end of the reporting period which would impact on the financial position of the Funds disclosed in the statements of financial position as at 30 June 2018 or on the results and cash flows of the Funds for the year ended on that date.

15 Contingent assets and liabilities and commitments

There are no outstanding contingent assets and liabilities or commitments as at 30 June 2018 (2017: nil).

Directors' declaration

BetaShares Capital Ltd present the Directors' Declaration in respect of the following funds:

- AMP Capital Global Infrastructure Securities Fund (Unhedged) (Managed Fund)
- AMP Capital Dynamic Markets Fund (Hedge Fund)
- AMP Capital Global Property Securities Fund (Unhedged) (Managed Fund)

In the opinion of the directors of BetaShares Capital Ltd, the Responsible Entity of the Funds:

- (a) the financial statements and notes set out on pages 6 to 32 are in accordance with the *Corporations Act 2001*, including:
 - (i) complying with Australian Accounting Standards and the *Corporations Regulations 2001*; and
 - (ii) giving a true and fair view of the Funds' financial position as at 30 June 2018 and of their performance for the financial period ended on that date; and
- (b) there are reasonable grounds to believe that the Funds will be able to pay their debts as and when they become due and payable.

The directors draw attention to Note 2(a) of the financial report which contains a statement of compliance with International Reporting Standards.

Signed in accordance with a resolution of the directors of BetaShares Capital Ltd.



David Mathanson
Director

Sydney
17 September 2018



Alex Yynokur
Director



Independent Auditor's Report

To the respective unitholders of the following Schemes:

- AMP Capital Global Infrastructure Securities Fund (Unhedged) (Managed Fund)
- AMP Capital Global Property Securities Fund (Unhedged) (Managed Fund)
- AMP Capital Dynamic Markets Fund (Hedge Fund)

For the purpose of this report, the term Scheme and Schemes denote the individual and distinct entity for which the financial information is prepared and upon which our audit is performed. Each is to be read as a singular subject matter.

Opinions

We have audited each of the **Financial Reports** of the Schemes.

In our opinion, the accompanying Financial Report of each Scheme is in accordance with the *Corporations Act 2001*, including:

- giving a true and fair view of that Scheme's financial position as at 30 June 2018 and of its financial performance for the year ended on that date; and
- complying with *Australian Accounting Standards* and the *Corporations Regulations 2001*.

The respective **Financial Reports** of the individual Schemes comprise:

- Statements of financial position as at 30 June 2018;
- Statements of comprehensive income, Statements of changes in equity, and Statements of cash flows for the year then ended;
- Notes including a summary of significant accounting policies; and

- Directors' Declaration made by the Directors' of BetaShares Capital Ltd (the Responsible Entity).

Basis for opinions

We conducted our audits in accordance with *Australian Auditing Standards*. We believe that the audit evidence we have obtained is sufficient and appropriate to provide a basis for our opinions.

Our responsibilities under those standards are further described in the *Auditor's responsibilities for the audits of the Financial Reports* section of our report.

We are independent of the Schemes and the Responsible Entity in accordance with the *Corporations Act 2001* and the ethical requirements of the *Accounting Professional and Ethical Standards Board's APES 110 Code of Ethics for Professional Accountants* (the Code) that are relevant to our audits of the Financial Reports in Australia. We have fulfilled our other ethical responsibilities in accordance with the Code.

Key Audit Matters

Key Audit Matters are those matters that, in our professional judgment, were of most significance in our respective audits of the Financial Reports of each Scheme in the current period.

These matters were addressed in the context of our audits of each of the Financial Reports as a whole, and in forming our opinions thereon, and we do not provide a separate opinion on these matters.

The **Key Audit Matter** we identified for each of the Schemes is:

- Valuation and existence of financial instruments.

Valuation and existence of financial instruments (AMP Capital Global Infrastructure Securities Fund (Unhedged) (Managed Fund) \$23,676,000, AMP Capital Global Property Securities Fund (Unhedged) (Managed Fund) \$14,382,000, AMP Capital Dynamic Markets Fund (Hedge Fund) \$14,491,000).

Refer to Note 7 to the Financial Reports.

The Key Audit Matter

Valuation and existence of financial instruments is a Key Audit Matter due to the significance of each balance to the financial statements and as the key driver of operations and performance results.

How the matter was addressed in our audits

Our procedures included:

- Read the Responsible Entity's fund administrator's and custodian's ASAE 3402 Assurance Reports on Controls at a Service Organisation (ASAE 3402) reports to assess the control environment at the fund administrator and custodian and the impact on our procedures.
- Assessed the scope, competency and objectivity of the auditors of the ASAE 3402 reports.
- Checked the valuation of financial instruments in the general ledger, to externally quoted market prices.
- Checked the Responsible Entity's external custody reports to assess the ownership of the financial instruments.

Other Information

Other Information is financial and non-financial information in the respective Scheme's annual reporting which is provided in addition to the Financial Reports and the Auditor's Report. The Directors of the Responsible Entity are responsible for the Other Information.

Our opinions on the Financial Reports do not cover the Other Information and, accordingly, we do not express an audit opinion or any form of assurance conclusion thereon.

In connection with our audits of the Financial Reports, our responsibility is to read the Other Information. In doing so, we consider whether the Other Information is materially inconsistent with the Financial Reports or our knowledge obtained in the audits, or otherwise appears to be materially misstated.

We are required to report if we conclude that there is a material misstatement of this Other Information, and based on the work we have performed on the Other Information that we obtained prior to the date of this Auditor's Report we have nothing to report.

Responsibilities of the Directors for the Financial Reports

The Directors of the Responsible Entity are responsible for:

- preparing the Financial Reports that give a true and fair view in accordance with *Australian Accounting Standards* and the *Corporations Act 2001*;
- implementing necessary internal controls to enable the preparation of a Financial Reports that gives a true and fair view and is free from material misstatement, whether due to fraud or error; and
- assessing each Scheme's ability to continue as a going concern and whether the use of the going concern basis of accounting is appropriate. This includes disclosing, as applicable, matters related to going concern and using the going concern basis of accounting unless they either intend to liquidate the respective Scheme or to cease operations, or have no realistic alternative but to do so.



Auditor's responsibilities for the audits of the Financial Reports

Our objective is:

- to obtain reasonable assurance about whether each of the Financial Reports as a whole are free from material misstatement, whether due to fraud or error; and
- to issue an Auditor's Report that includes our opinions.

Reasonable assurance is a high level of assurance, but is not a guarantee that an audit conducted in accordance with *Australian Auditing Standards* will always detect a material misstatement when it exists.

Misstatements can arise from fraud or error. They are considered material if, individually or in the aggregate, they could reasonably be expected to influence the economic decisions of users taken on the basis of the Financial Reports.

A further description of our responsibilities for the audits of the Financial Reports is located at the Auditing and Assurance Standards Board website at: http://www.auasb.gov.au/auditors_responsibilities/ar2.pdf. This description forms part of our Auditor's Report.


KPMG



Michael O Connell
Partner

Sydney

17 September 2018