



meridian

## **Release**

---

*Stock exchange listings: NZX (MEL) ASX (MEZ)*

---

# Meridian Energy NZX Singapore investor presentation

17 October 2018

Attached is a presentation Meridian Energy Limited is making at an NZX Investing In New Zealand event being held in Singapore on 18 October 2018.

### **ENDS**

Neal Barclay  
Chief Executive  
Meridian Energy Limited

### **For investor relations queries, please contact:**

Owen Hackston  
Investor Relations Manager  
021 246 4772

### **For media queries, please contact:**

Polly Atkins  
External Communications Specialist  
021 174 1715



meridian

# INVESTING IN NEW ZEALAND MANAGEMENT PRESENTATION



FTSE4Good

MEMBER OF

**Dow Jones  
Sustainability Indices**

In Collaboration with RobecoSAM



# THE NEW ZEALAND ELECTRICITY MARKET

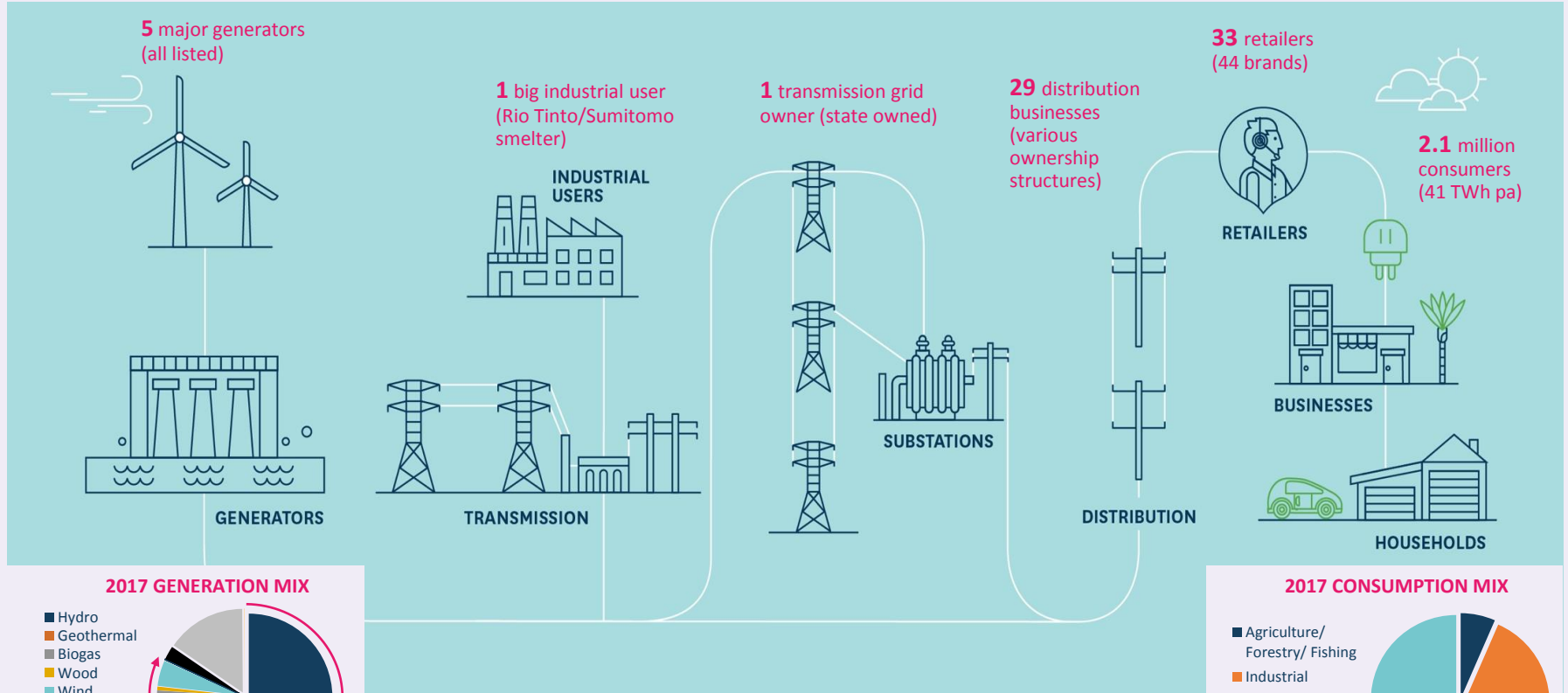
# THE NEW ZEALAND ELECTRICITY MARKET

- Delivering a reliable, affordable and environmentally sustainable electricity system
- A well functioning market, characterised by:
  - Quality renewable resources
  - Progressive regulatory settings
  - Stable political environment
  - Rational market competition
- Vertical integration is the prevailing structure
- Wholesale and retail market regulation provided by an independent regulator – The Electricity Authority (EA)
- EA mandate to deliver efficient market operation, security of supply, promote competition
- No price controls, non-competitive distribution sector has regulated rates of return

*“New Zealand serves as a model for effective energy markets and secure power system operation”*

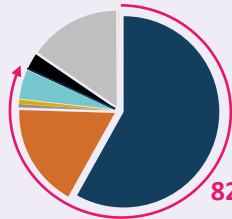
*International Energy Agency  
(IEA) New Zealand 2017  
Review*

# THE NEW ZEALAND ELECTRICITY MARKET



## 2017 GENERATION MIX

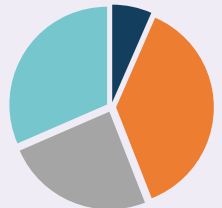
- Hydro
- Geothermal
- Biogas
- Wood
- Wind
- Solar
- Oil
- Coal
- Gas
- Waste Heat



Sources: Electricity Authority and Ministry of Business, Innovation and Employment

## 2017 CONSUMPTION MIX

- Agriculture/ Forestry/ Fishing
- Industrial
- Commercial (incl. Transport)
- Residential



# THE NEW ZEALAND ELECTRICITY MARKET

- New Zealand's hydro generation is managed against limited controlled storage
- Bulk of hydro inflow is anti-correlated to winter demand peak
- Thermal capacity and fuel storage manages potential hydro inflow deficit and other renewable intermittency
- Efficient and well-functioning wholesale market manages this supply risk
- Significant oversupply has existed in the market, older thermal plant closure is bringing better balance
- Demand growth in the last decade has only been modest

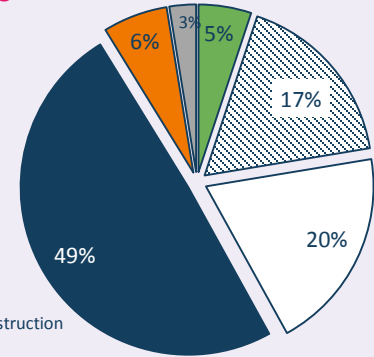


# THE NEW ZEALAND ELECTRICITY MARKET

- Market will be the key enabler of greater decarbonisation in New Zealand
- 42% of non-agricultural carbon emissions could be removed over time through electrification
- Converting this fossil fuel-based energy use to predominately renewables could add 75% to current electricity demand
- Depending on the rate of future electrification, significant new generation will be needed
- Unsubsidised renewables are likely to form the bulk of new generation

## NZ 2016 SECTOR EMISSIONS

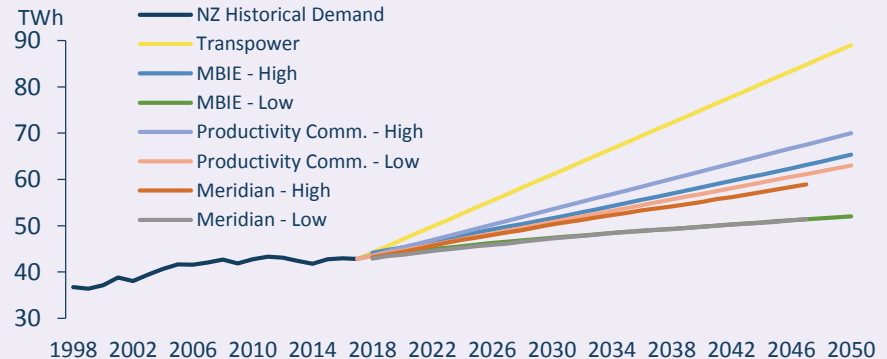
- Electricity
- ▨ Road transport
- Stationary energy\*
- Agricultural
- Industrial processes
- Waste



\*manufacturing (including milk processing), construction and commercial sectors and domestic heating

Source: Ministry for the Environment

## DEMAND FORECASTS

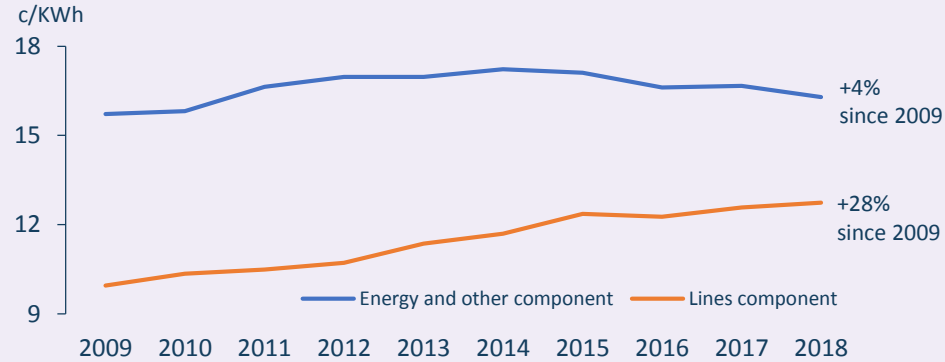


Source: Meridian

# THE NEW ZEALAND ELECTRICITY MARKET

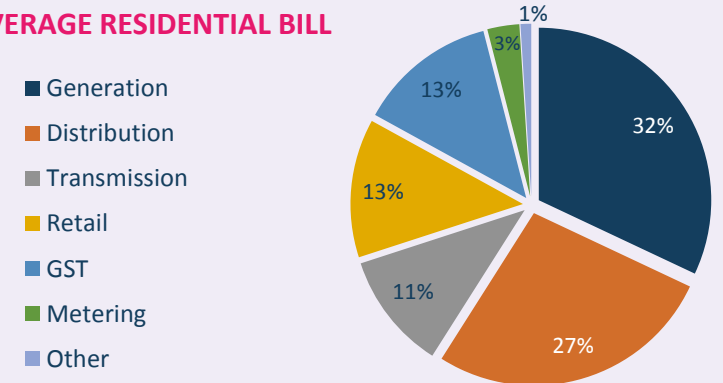
- New Zealand Government is conducting a review of electricity prices
- An initial paper has been released:
  - Energy affordability can be an issue
  - Low income households need better support
  - Competition is high, customer engagement varies
  - Industry delivers high quality supply
  - Distribution and transmission could be more efficient
- New Zealand residential electricity prices are 20% lower than the OECD average and 40% lower than Australia
- Pricing from the competitive parts of the electricity supply chain have been flat in real terms since 2011
- Historical distribution cost increases have resulted in higher residential prices

## REAL RESIDENTIAL ELECTRICITY COST



Source: Ministry of Business, Innovation and Employment

## AVERAGE RESIDENTIAL BILL



Source: Electricity Authority

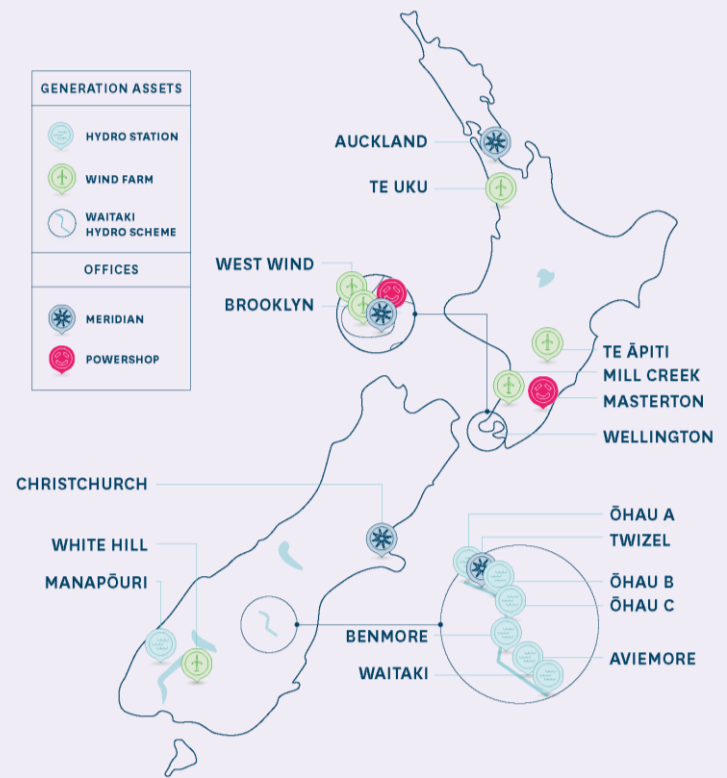




**MERIDIAN ENERGY**

# ABOUT MERIDIAN ENERGY

- NZ\$ 8b company, listed in 2013, 51% Government owned
- Largest and most liquid of five listed New Zealand retailer generators
- The only New Zealand electricity company with a customer and asset base diversified across different countries
- Strong environmental, social and governance focus
- 40% of New Zealand generation covered by a price guarantee contract with Rio Tinto/Sumitomo's New Zealand aluminium smelter



# ABOUT MERIDIAN ENERGY

- New Zealand's largest generator, all production from renewable sources
- Seven big hydro stations – flexible plant with the country's largest storage
- With low operating costs and capital needs
- Five New Zealand wind farms and proven success operating in a high wind environment
- Backed with more than a decade of construction and operational experience
- Typical long generation position to manage variable hydro inflows
- Generation portfolio of wind, hydro and renewable offtake in Australia



# STRATEGIC FOCUS



## Champion benefits of competitive markets

- Competing vigorously
- Leadership in sustainability in New Zealand and Australia
- Supporting wholesale liquidity



## Support retail growth & protecting our generation legacy

- Contribution of hydro to 100% renewable aspiration
- Maintaining a best in class generation portfolio
- Best placed renewable energy pipeline

## *Clean energy for a fairer & healthier world*



## Grow overseas earnings, through

- Expansion of challenger brand
- Strengthening our vertically integrated position
- Flux client success

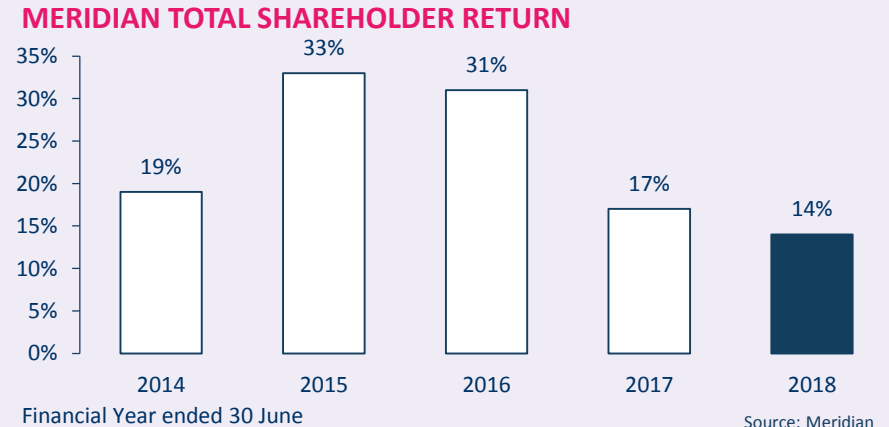
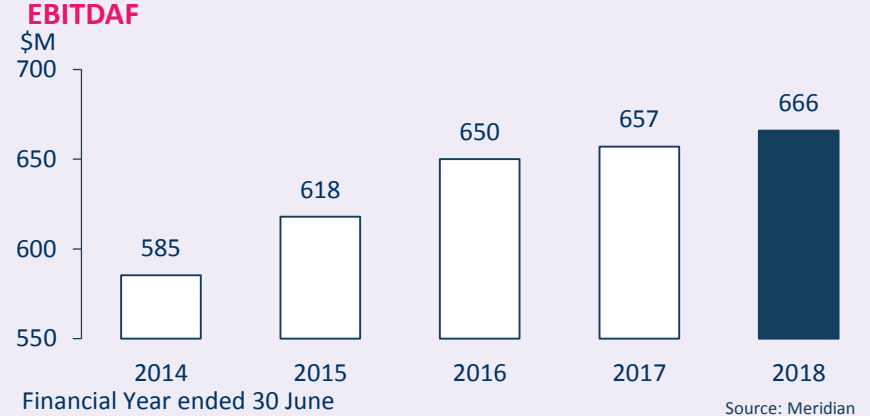


## Grow New Zealand retail, through

- Simpler systems
- Reduced cost
- Faster adoption
- Relentless focus on customer experience

# SHAREHOLDER HIGHLIGHTS

- Five successive years of earnings and dividend growth since listing
- Double digit shareholder returns every year since listing
- High free cash flow, high payout ratio, progressive ordinary dividend policy
- Structured capital management programme running to 2022
- Strategic focus on potential market growth in three countries



# NEW TECHNOLOGIES

- Solar uptake increasing in New Zealand as economics slowly improve
- New Zealand residential capacity factors are low (13%-15%) and payback high (13 years)
- Commercial solar opportunities are being developed
- Grid scale solar unlikely in New Zealand in the near term with competing land uses and winter peak demand
- Solar uptake is much higher in Australia with subsidy support
- Residential capacity factors and paybacks are better in Australia
- Grid scale development is happening in Australia as costs decrease significantly



# NEW TECHNOLOGIES

- Battery value for energy management is in load shifting (high to low price periods)
- Grid scale unlikely in New Zealand due to large hydro storage
- Grid scale possible in Australia with subsidy support
- Solar and batteries to achieve residential off-grid in New Zealand remains very expensive (20 year payback)
- Batteries also offer other value:
  - Back-up power
  - Grid and transmission support
  - Avoided infrastructure costs



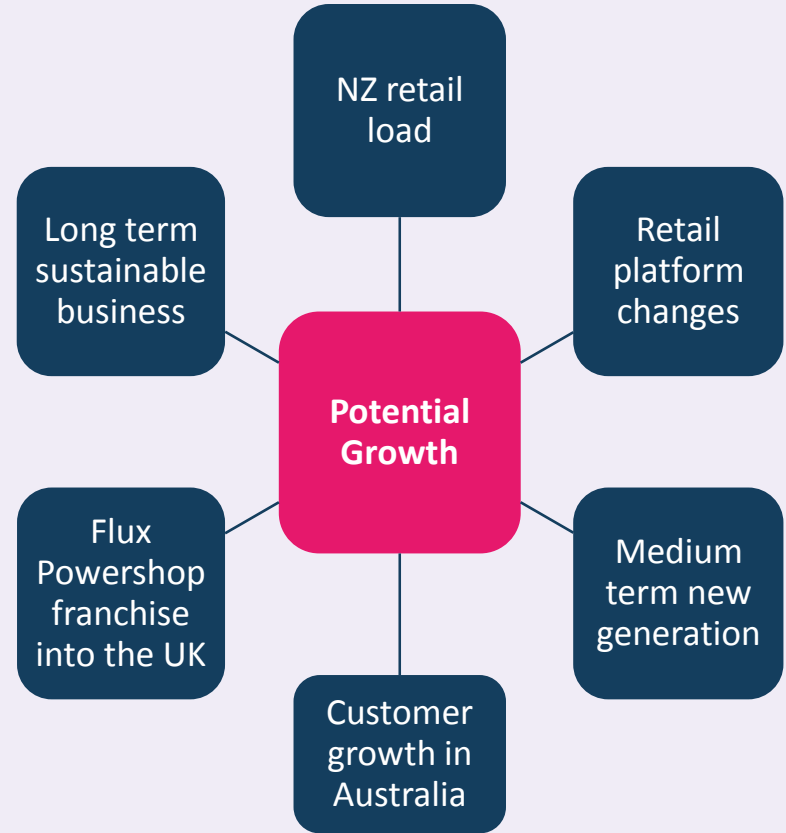
# NEW TECHNOLOGIES

- Electric vehicle levels are growing in New Zealand
- Government and company fleet conversions increasing
- Meridian will have converted 80% of its passenger fleet by 2020
- New Zealand uptake dependent on the second-hand import market, so expected to be gradual
- Uptake may have system impacts, particularly network resilience in high peak periods
- Tariffs to incentivise off peak charging now in the market
- Technology may change with a move to fast charging infrastructure
- High fossil fuel generation in Australia limits electric vehicle environmental proposition





# MERIDIAN'S INVESTMENT PROPOSITION



# DISCLAIMER

The information in this presentation was prepared by Meridian Energy with due care and attention. However, the information is supplied in summary form and is therefore not necessarily complete, and no representation is made as to the accuracy, completeness or reliability of the information. In addition, neither the company nor any of its directors, employees, shareholders nor any other person shall have liability whatsoever to any person for any loss (including, without limitation, arising from any fault or negligence) arising from this presentation or any information supplied in connection with it.

This presentation may contain forward-looking statements and projections. These reflect Meridian's current expectations, based on what it thinks are reasonable assumptions. Meridian gives no warranty or representation as to its future financial performance or any future matter. Except as required by law or NZX or ASX listing rules, Meridian is not obliged to update this presentation after its release, even if things change materially.

This presentation does not constitute financial advice. Further, this presentation is not and should not be construed as an offer to sell or a solicitation of an offer to buy Meridian Energy securities and may not be relied upon in connection with any purchase of Meridian Energy securities.

This presentation contains a number of non-GAAP financial measures, including Energy Margin, EBITDAF, Underlying NPAT and gearing. Because they are not defined by GAAP or IFRS, Meridian's calculation of these measures may differ from similarly titled measures presented by other companies and they should not be considered in isolation from, or construed as an alternative to, other financial measures determined in accordance with GAAP. Although Meridian believes they provide useful information in measuring the financial performance and condition of Meridian's business, readers are cautioned not to place undue reliance on these non-GAAP financial measures.

The information contained in this presentation should be considered in conjunction with the company's financial statements, which are included in Meridian's integrated report for the year ended 30 June 2018 and is available at:

[WWW.MERIDIANENERGY.CO.NZ/INVESTORS/](http://WWW.MERIDIANENERGY.CO.NZ/INVESTORS/)

All currency amounts are in New Zealand dollars unless stated otherwise.