

SILVER CITY MINERALS LIMITED

ABN 68 130 933 309

ASX Code: SCI

Silver City Minerals AGM Presentation

28 November 2018

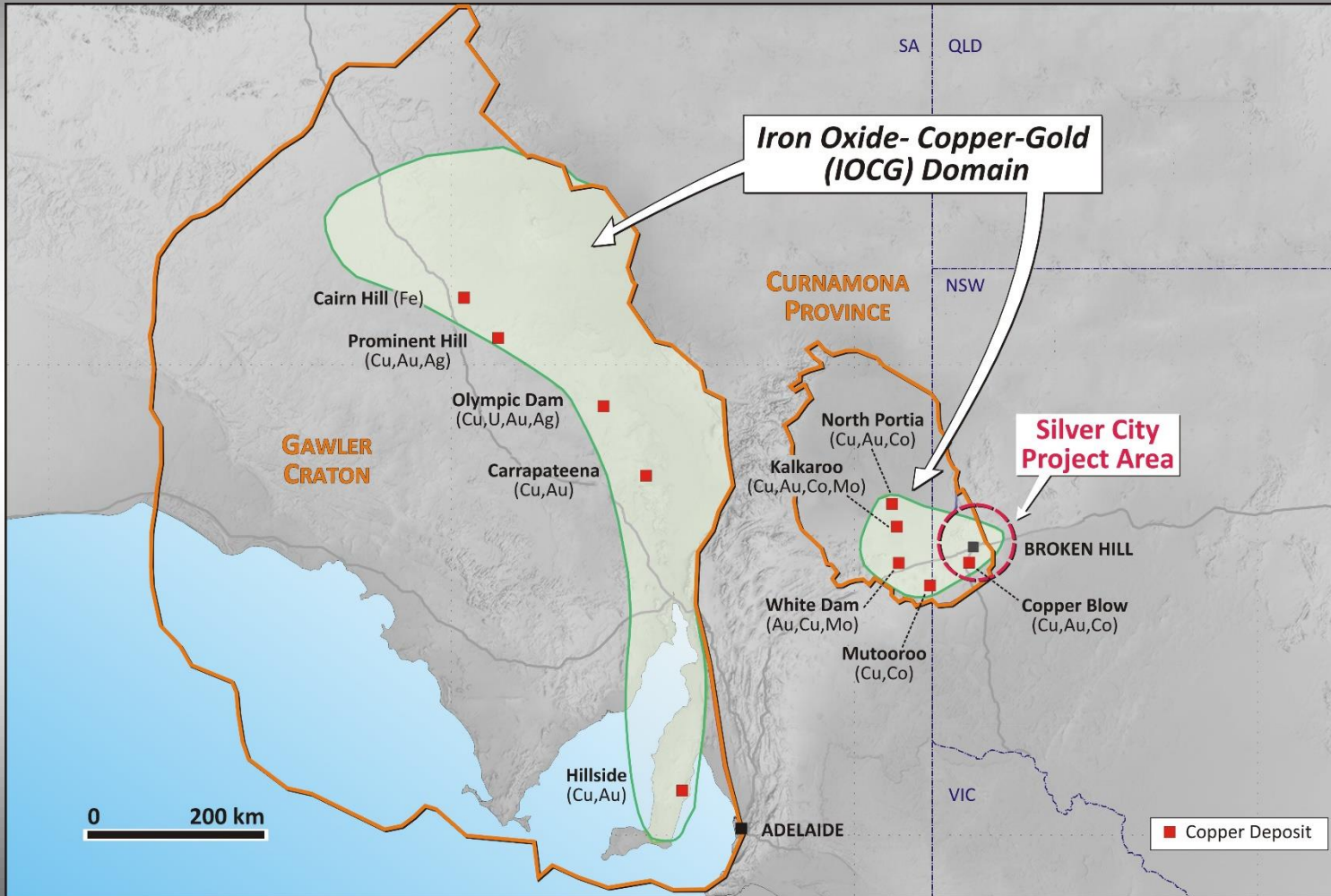
Important Disclaimer

This presentation is provided to you for the sole purpose of providing background technical, financial and other information to enable you to review the business activities of Silver City Minerals Limited ("Silver City", "SCI" or the "Company"). This presentation contains forward looking statements concerning Silver City Minerals Limited. Forward-looking statements are not statements of historical fact and actual events and results may differ materially from those described in the forward looking statements as a result of a variety of risks, uncertainties and other factors. Forward-looking statements are inherently subject to business, economic, competitive, political and social uncertainties and contingencies. Many factors could cause the Company's actual results to differ materially from those expressed or implied in any forward-looking information provided by the Company, or on behalf of, the Company. Such factors include, among other things, risks relating to additional funding requirements, metal prices, exploration, development and operating risks, competition, production risks, regulatory restrictions, including environmental regulation and liability and potential title disputes. Forward looking statements in this document are based on Silver City's beliefs, opinions and estimates of Silver City Minerals as of the dates the forward looking statements are made, and no obligation is assumed to update forward looking statements if these beliefs, opinions and estimates should change or to reflect other future development. Nothing in this material should be construed as the solicitation of an offer to buy or sell SCI securities.

Competent Person

Information in this document that relates to Exploration Results, Mineral Resources or Ore Reserves is based on information compiled by Christopher Torrey, who is the Managing Director and full-time employee and shareholder of Silver City Minerals Limited, and a Member of the Australian Institute of Geoscientists. Mr Torrey has sufficient experience which is relevant to the style of mineralisation and type of deposit under consideration and to the activity which he is undertaking to qualify as a Competent Person as defined in the 2012 Edition of the "Australasian Code for Reporting of Exploration Results, Mineral Resources and Ore Reserves". Mr Torrey consents to the inclusion in the report of the matters based on his information in the form and context in which it appears.

Silver City Minerals Projects



Attractive Investment Proposition

- **Broken Hill – home to worlds largest Zinc-Lead-Silver Deposit**
- **Long mining heritage – birthplace of BHP and Rio Tinto**
- **Two Key Projects**
 - *Copper Blow – Copper-Gold (Cobalt)*
 - *Razorback West – Zinc-Lead-Silver*
- **Excellent infrastructure – existing sulphide treatment mills in Broken Hill**
- **Strong copper and zinc demand**
- **Pipeline of news flow to come**

Board of Directors



Bob Besley
Chairman

Geologist with over 40 years experience in mining and exploration. Founder and original Managing Director of CBH Resources Limited. Bob took that company from inception as a junior explorer to a large zinc, lead and silver producer with a peak market cap of \$600m. Currently Chairman of Image Resources Limited.



Chris Torrey
Managing Director

Geologist with over 35 years experience in international mineral exploration. Senior management and consulting roles with Cyprus-Amax, ASX-listed Golden Cross Resources, US-listed Golden Minerals and Apex Silver. Past Technical Director and Chairman of Golden Cross Resources.



Greg Jones
Non-Executive Director

Greg is a geologist with over 35 years exploration and mine operational experience. Senior management roles with Western Mining and Sino Gold. Former MD of Moly Mines and the Executive Technical Director of Variscan Mines Limited. Greg is a non-executive director of Thomson Resources



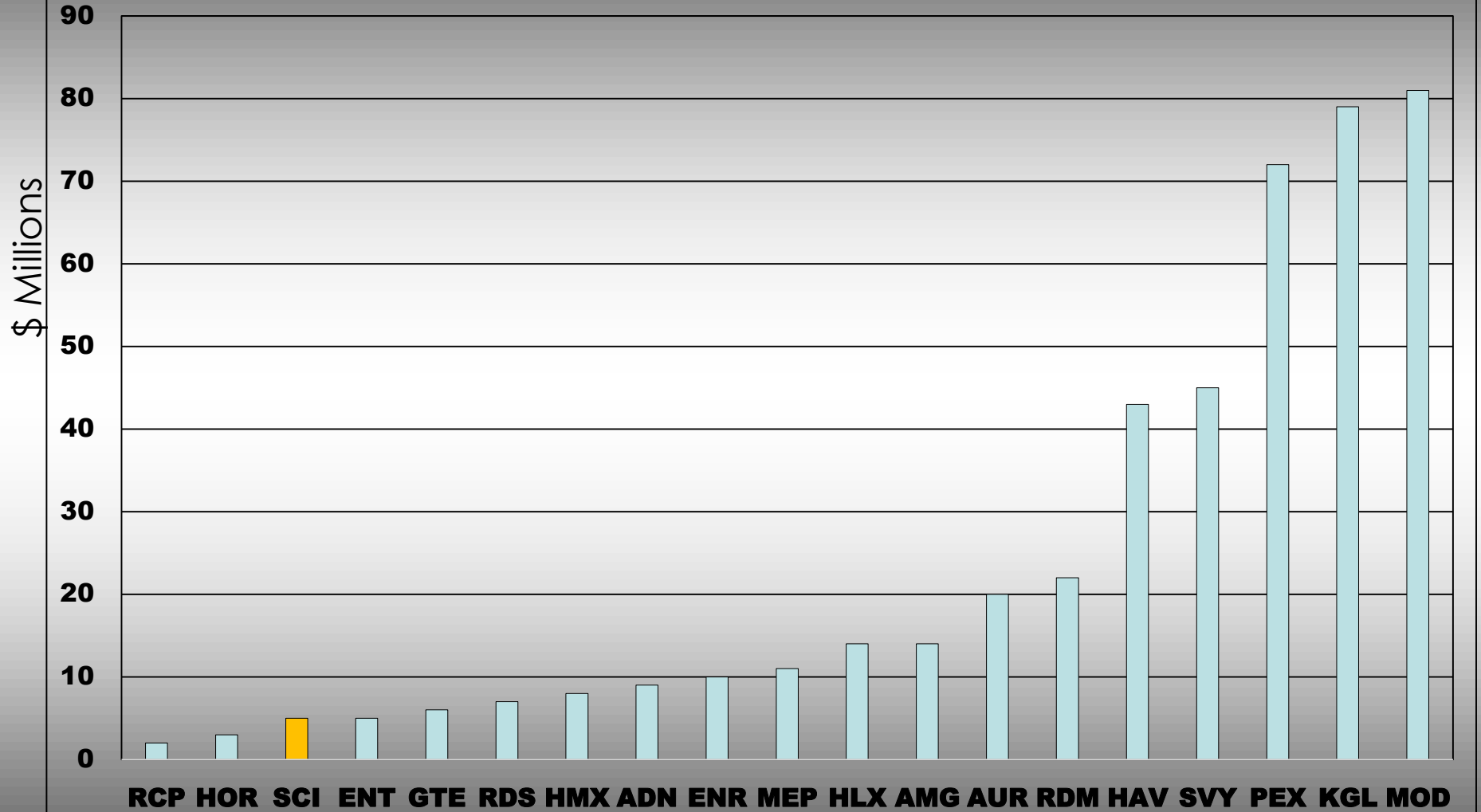
Josh Puckridge
Non-Executive Director

Josh is a Corporate Finance Executive formerly working as a specialist Equity Capital Markets Advisor for Fleming Australia, a Corporate Advisory and Funds Management firm. He has significant experience within funds management, capital raising, mergers, acquisitions and divestments of projects by companies listed on the Australian Securities Exchange.

Company Snapshot

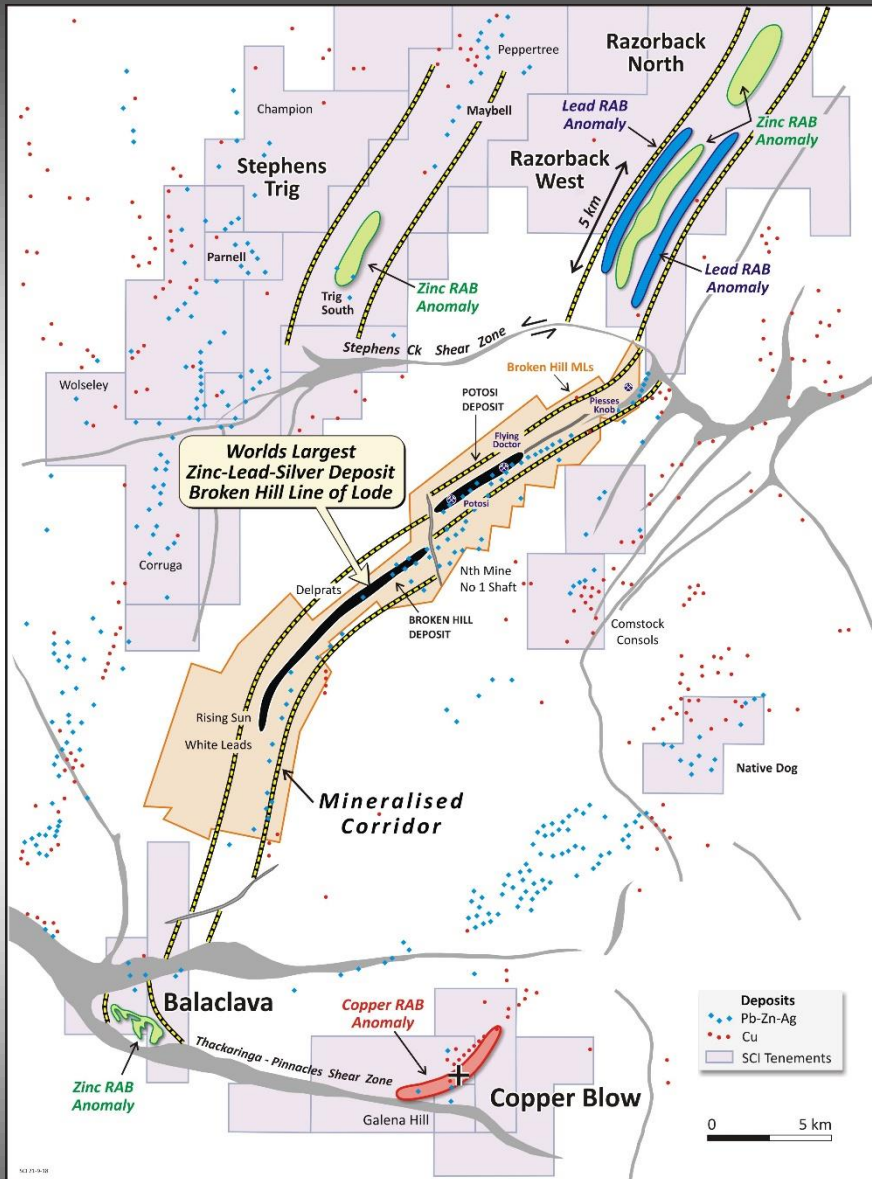


ASX COPPER EXPLORERS – MARKET CAP \$M



Projects

- Copper Blow and Razorback West
- Both significant geochemical anomalies under cover
- Both with mineralised drill intersections
- Both within 20km of a sulphide treatment plants
- Copper Blow in JV with CBH Resources (75/25, SCI/CBH)
- Razorback West 100% SCI

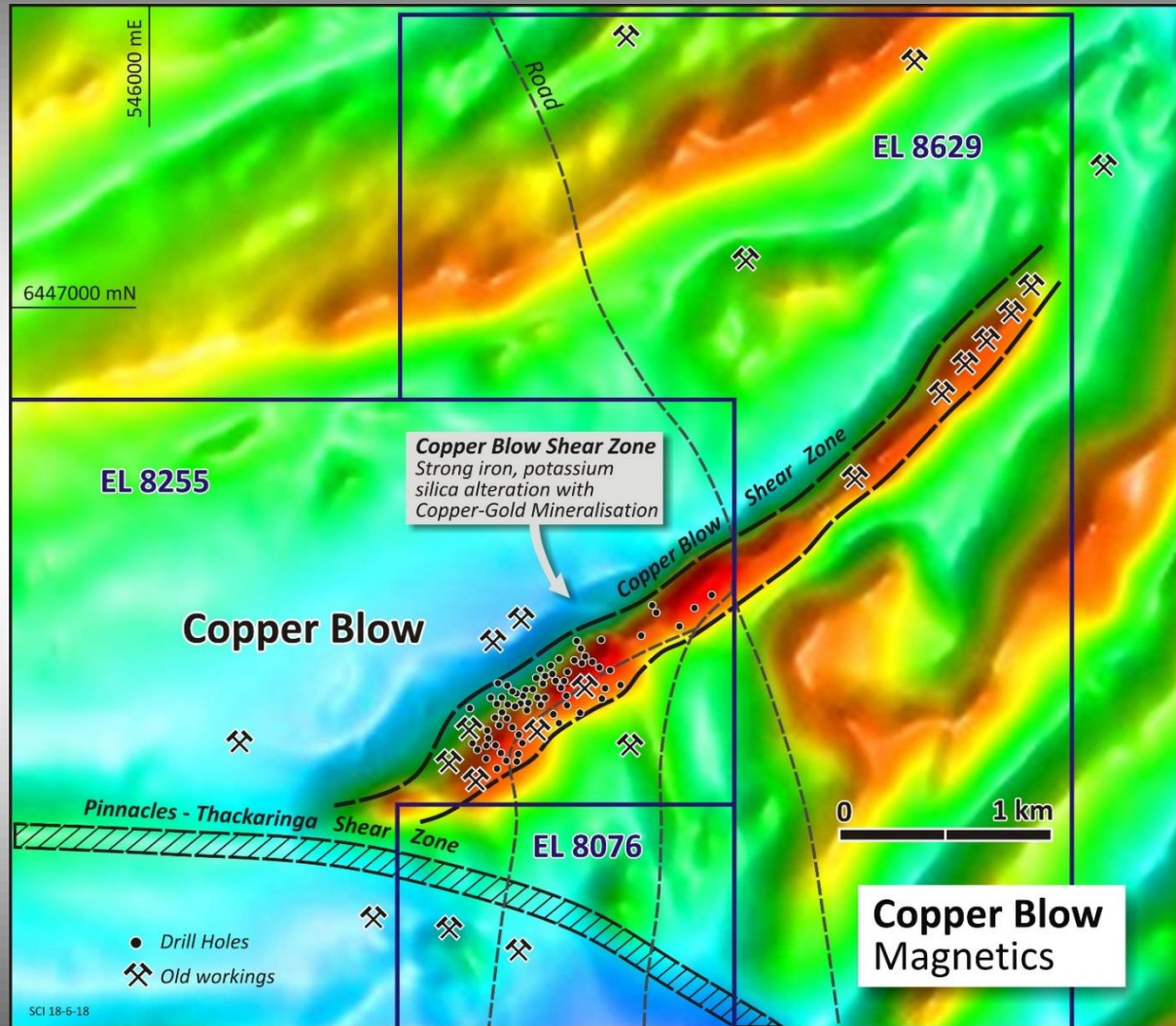


Copper Blow Key Features

- **Copper-Gold (Cobalt) Project**
- **Iron Oxide Copper-Gold (IOCG) style**
- **Numerous targets**
- **Potential for very large Cu-Au resource**
- **20km south of Broken Hill mining centre; excellent infrastructure**
- **Contributing Joint Venture with CBH Resources (SCI 75% CBH 25%)**
- **Potential for open pit and underground resources**



Copper Blow Magnetic Ironstone



Copper Blow South

“Multiple lode structures to 10 metres wide in shear zone”

Historic holes

- 11.8 metres at 6.7% copper and 1.92 g/t gold
- 3 metres at 4.6 % copper
- 2.7 metres at 5.7% copper and 4.2 g/t gold

SCI holes

- 4 metres at 6.1% copper, 4.23 g/t Au, 13 g/t Ag and 220 ppm cobalt from 188 metres (hole 17CB041) including:
 - 1 metres at 11.3% copper, 10.7 g/t gold, 25 g/t silver and 405 ppm cobalt from 191 metres
- 8.2 metres at 1.9% copper and 0.53 g/t gold 131.8 metres (hole 17CB043)
- 2 metres at 2.4% copper, 0.8 g/t gold, 5 g/t silver from 162 metres (hole 17CB041)
- 7 metres at 3.7% copper and 1.07 g/t gold from 126 metres (hole 15CB045) including:
 - 3 metres at 7.4% copper and 2.38 g/t gold from 127 metres



Results in ASX Releases 4th May 2017, 19 June 2017 and 26 and 27 Sept 2017, 5th October 2107, 26 October, 2017, 16 November 2017, 22 February 2018.

Copper Blow North


“One continuous lode structure up to 40 metres wide”

Historic Holes

- 86 metres at 0.6% copper and 0.14g/t gold
- 50 metres at 0.6% copper and 0.10 g/t gold
- 46 metres at 0.2% copper and 0.06 g/t gold
- 18 metres at 0.7% copper and 0.29 g/t gold

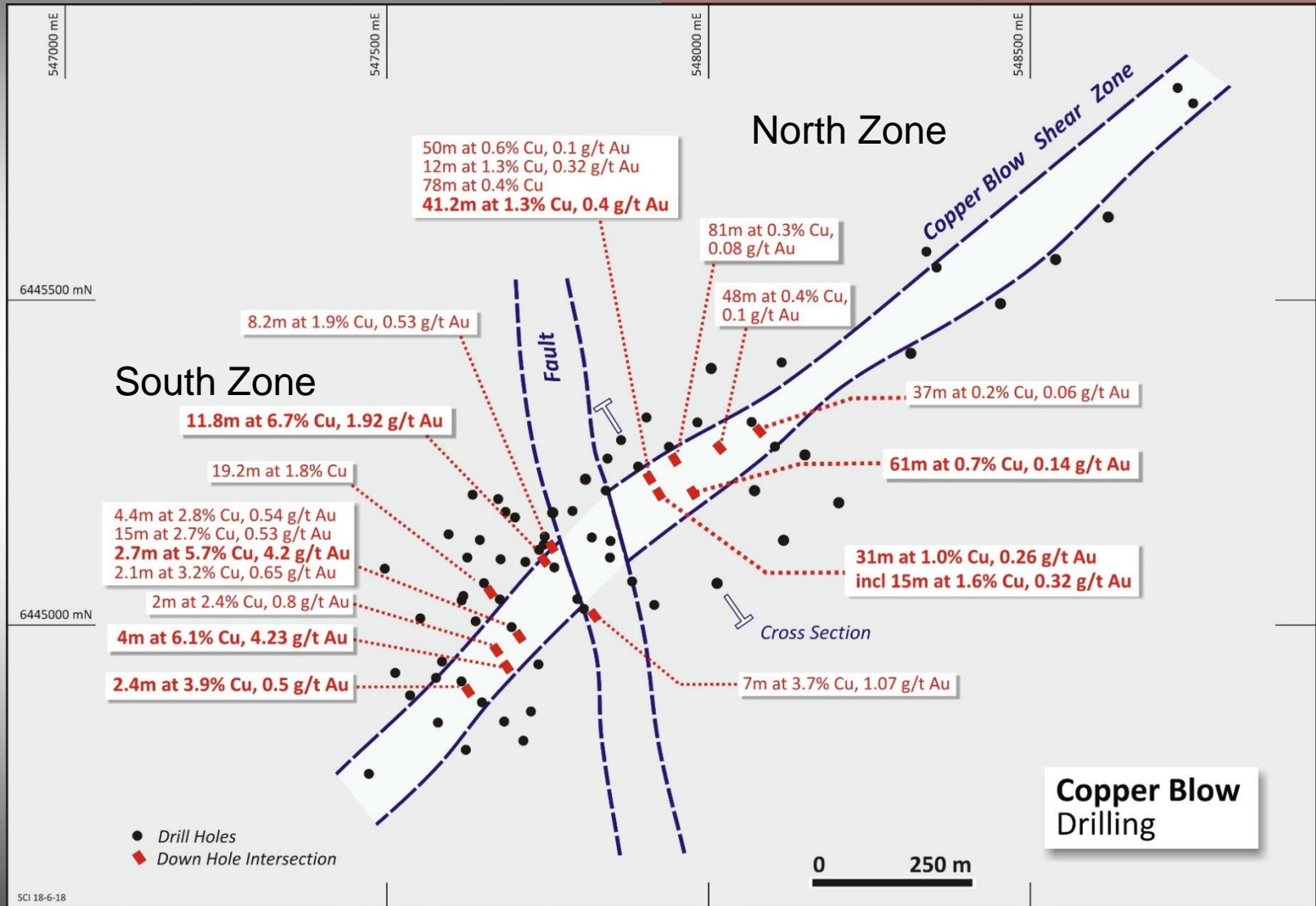
SCI holes

- 45 metres at 0.4% copper and 0.12 g/t gold from 69 metres (hole 17CB069)
- 41.2 metres at 1.3% copper and 0.40 g/t gold from 183.8 metres (hole 18CB054)
- 61 metres at 0.7% copper and 0.14 g/t gold from 184 metres (hole 18CB055)
- 31 metres at 1.0% copper and 0.26 g/t Au from 270 metres including 15 metres at 1.6% copper and 0.32 g/t gold from 285 metres (hole 18B057)

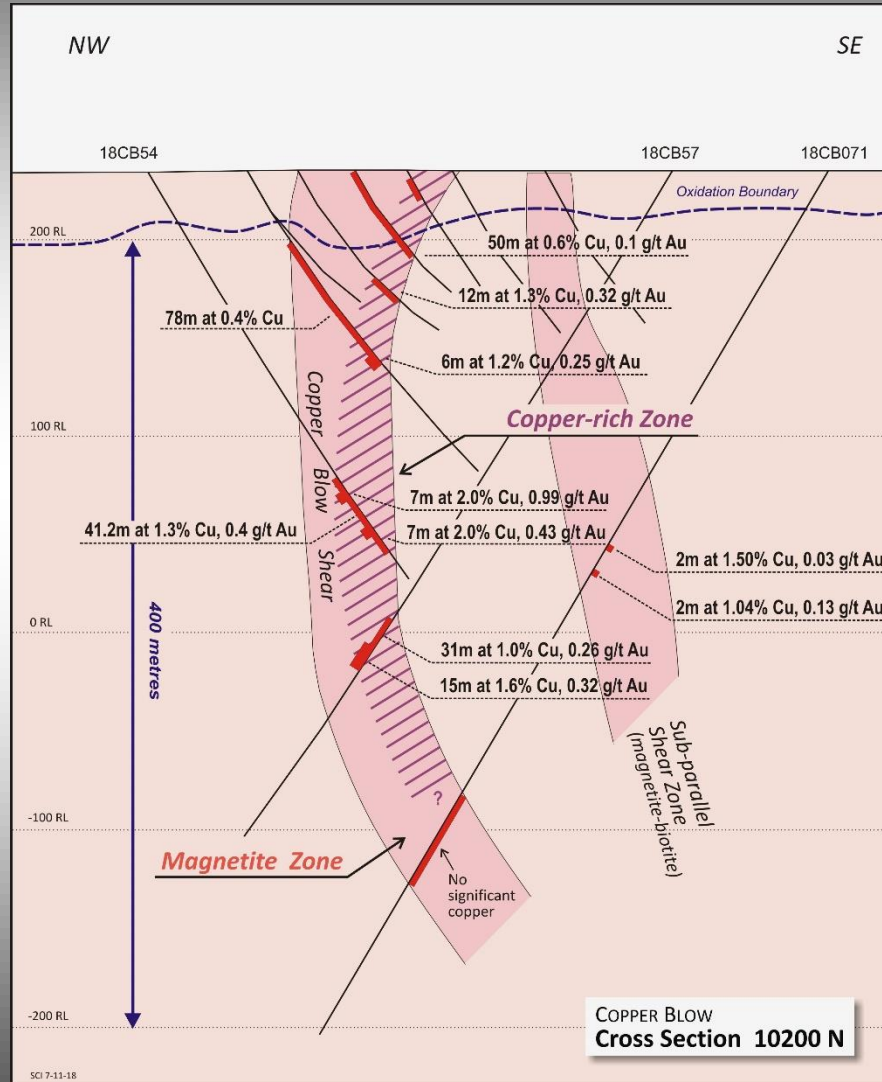


Results in ASX Releases 4th May 2017, 19 June 2017 and 26 and 27 Sept 2017, 5th October 2107, 26 October, 2017, 16 November 2017, 22 February 2018, 5 July 2018.

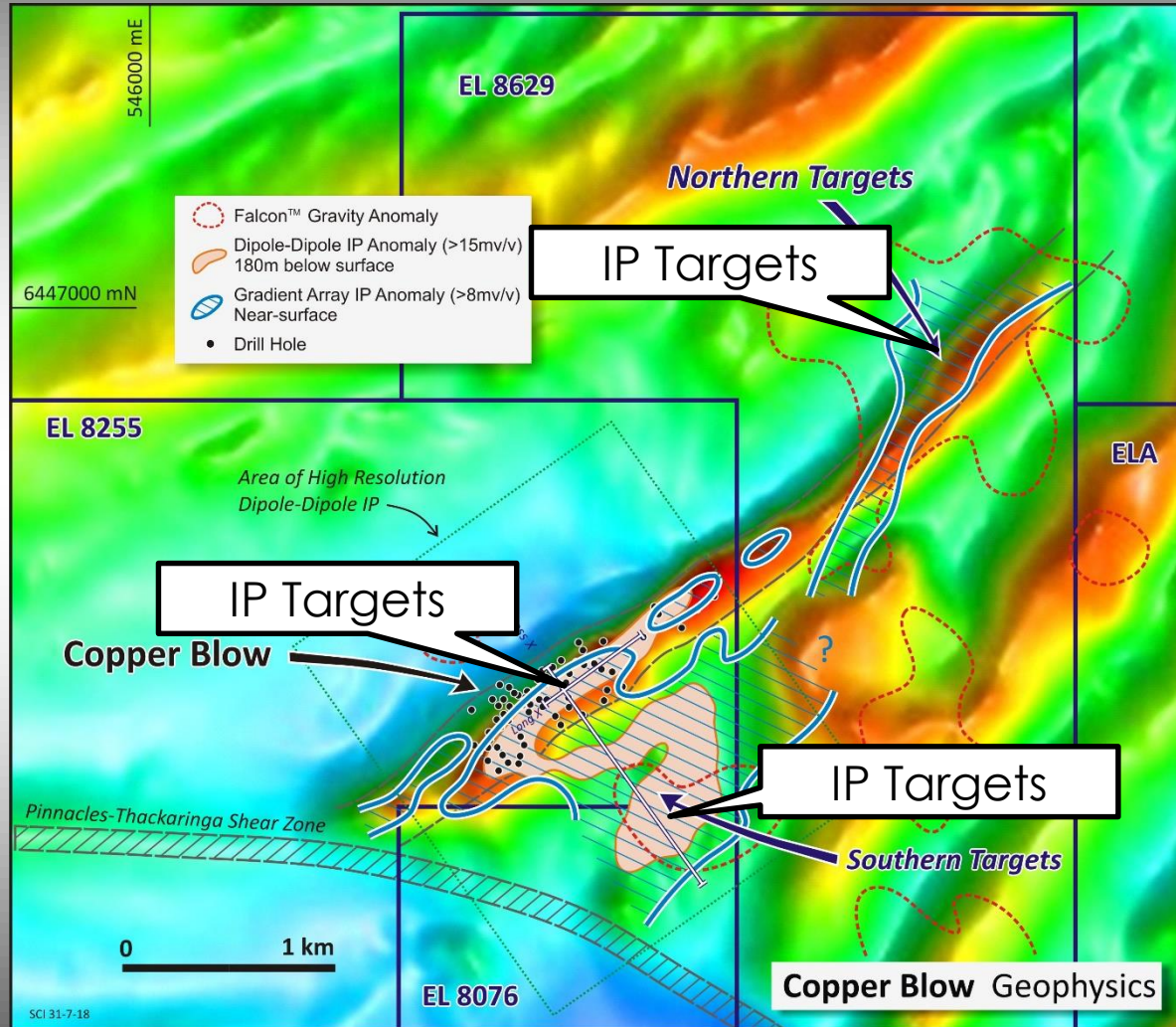
Copper Blow Drilling



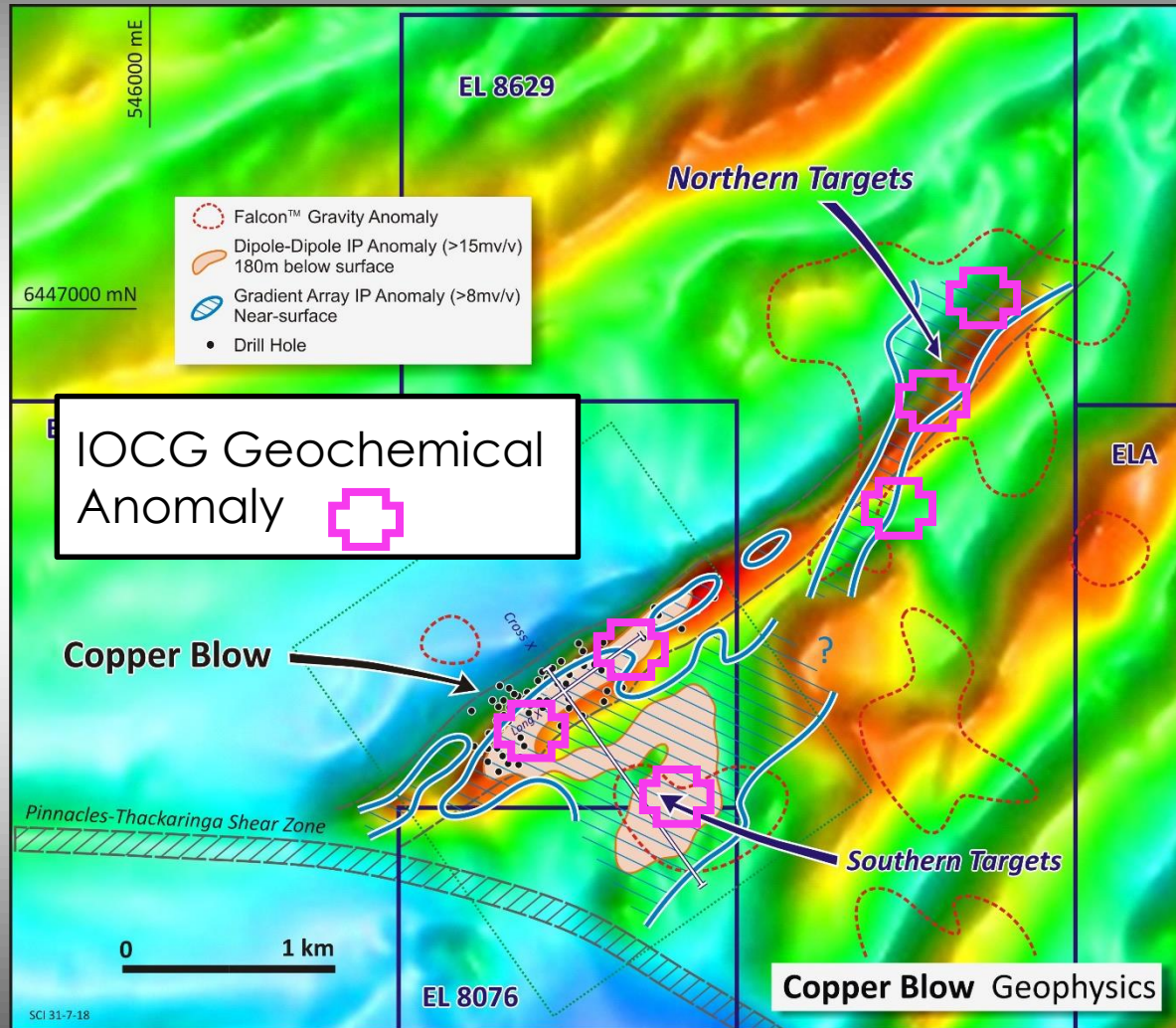
Cross-Section North Zone



Copper Blow: The Big Picture IP Targets

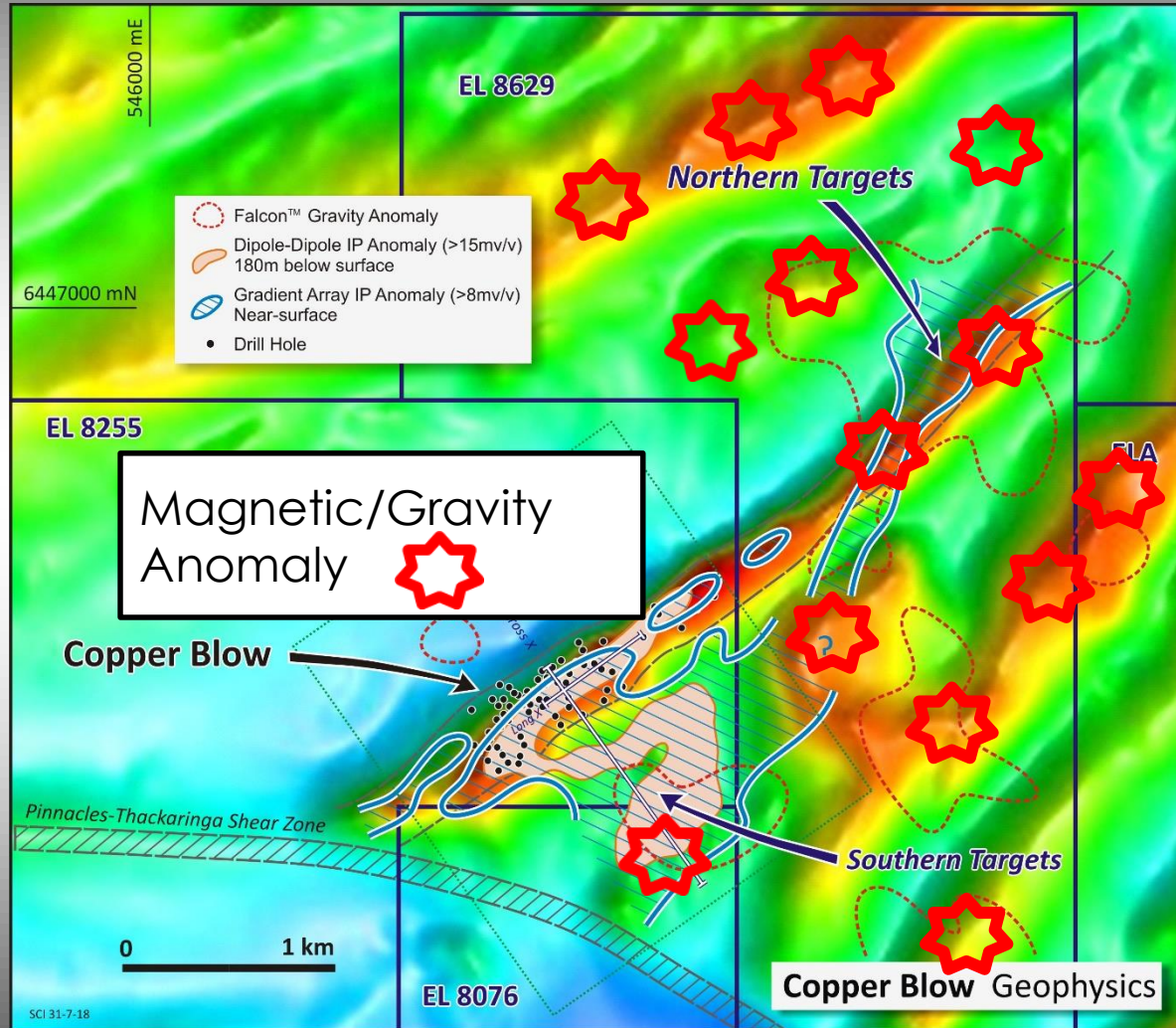


Copper Blow: The Big Picture Geochem Targets

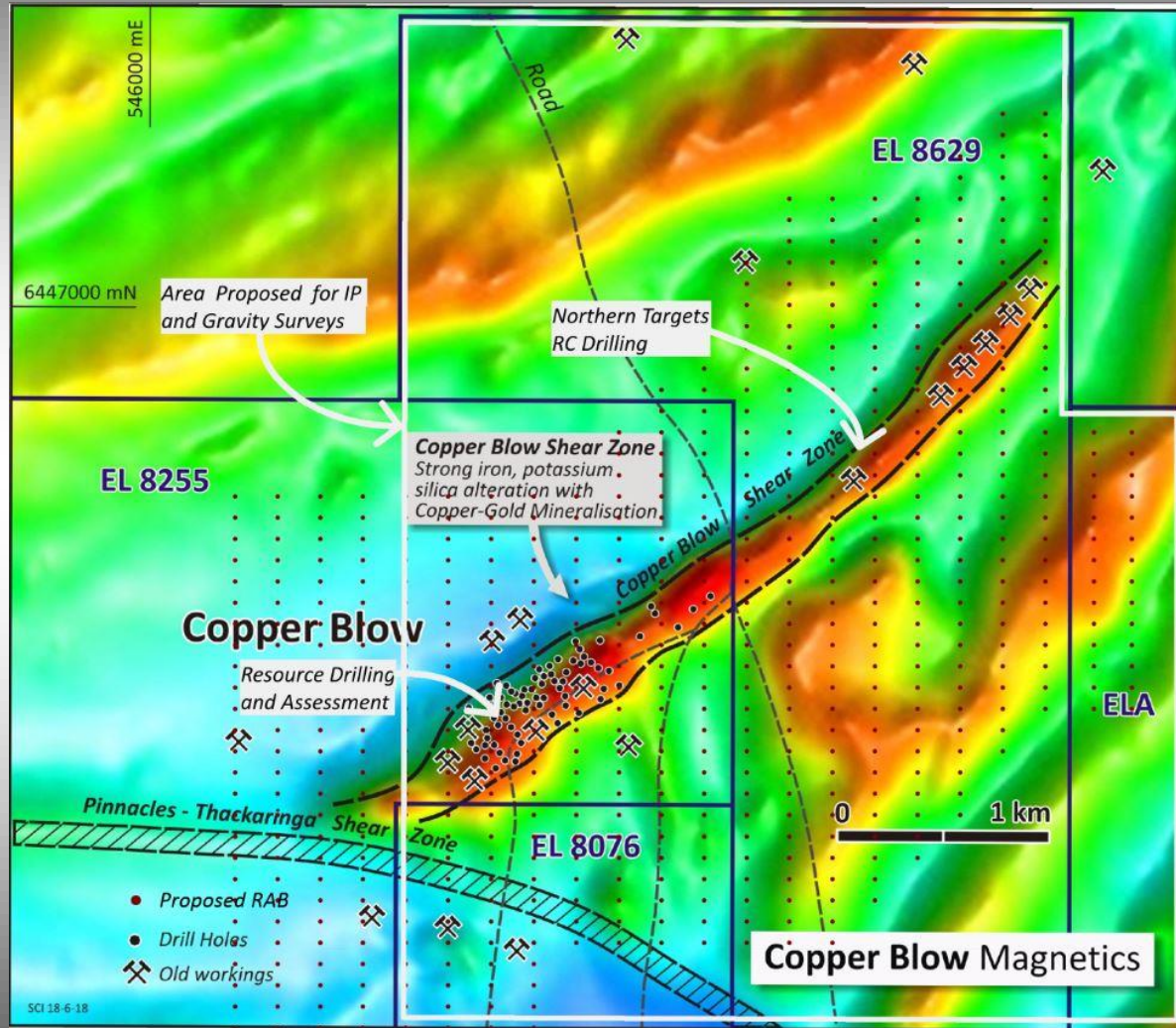


Copper Blow: The Big Picture

Magnetic Gravity Targets




Copper Blow: Exploration Program



IOCG Deposits Australia

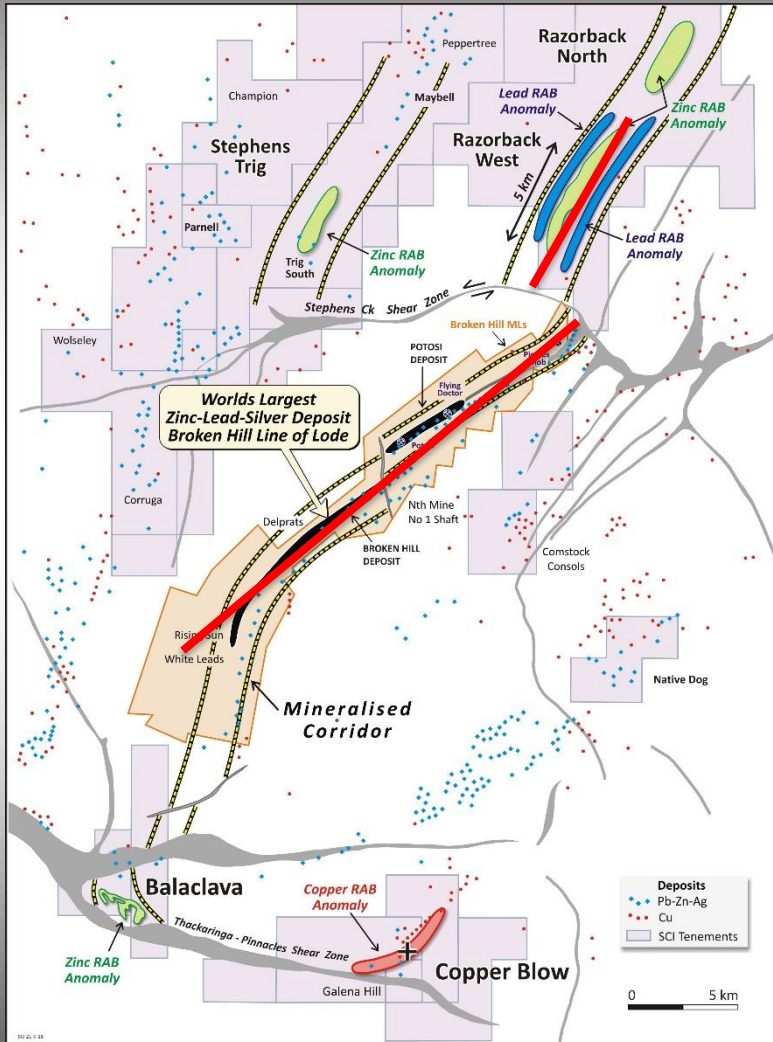
| Deposit | Company | Tonnes (millions) | Copper (%) | Gold (g/t) | Copper (kilotonnes) | Gold (Moz) |
|---------------------------|-------------------|-------------------|------------|------------|---------------------|------------|
| Olympic Dam | BHP | 10,100 | 0.8 | 0.3 | 78,780 | 94.10 |
| Prominent Hill | OZ Minerals | 186 | 1.1 | 0.7 | 2,046 | 4.04 |
| Carrapateena | OZ Minerals | 134 | 1.5 | 0.6 | 1,970 | 2.50 |
| Hillside | Rex Minerals | 337 | 0.6 | 0.1 | 2,022 | 1.47 |
| Ernest Henry | Glencore | 166 | 1.1 | 0.5 | 1,826 | 2.78 |
| Kalkaroo | Havilah Resources | 100 | 0.5 | 0.4 | 470 | 1.37 |
| Selwyn Camp | Chinova Resources | 253 | 0.3 | 0.5 | 860 | 3.77 |
| Selwyn Camp (1980s-1990s) | Various | 11.4 | 2.1 | 3.2 | 237 | 1.2 |
| Mt Elliot | Various | 5.1 | 2.9 | 1.5 | 148 | 0.25 |
| Osbourne | Various | 11.2 | 3.5 | 1.5 | 392 | 0.54 |



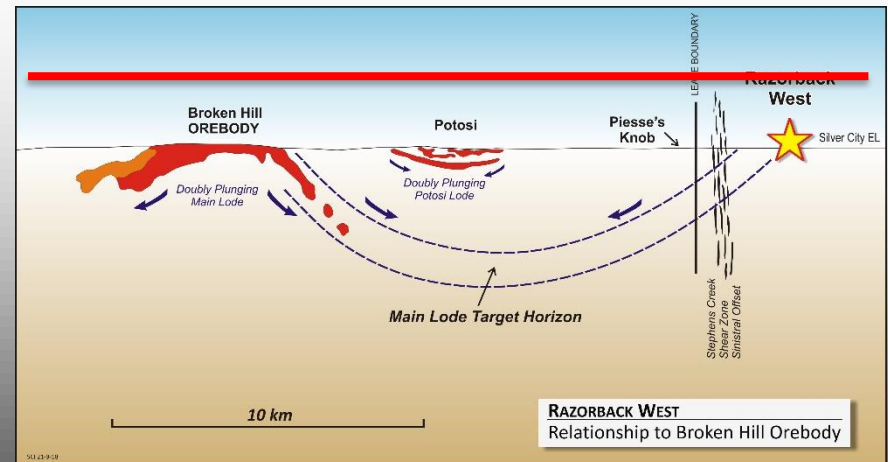
Large Deposits

Smaller/Higher Grade Deposits

Razorback West



- Broken Hill type Lead-Zinc-Silver
- Extensive zinc and lead RAB anomalies
- Northern extension of the Broken Hill mine corridor
- 100% Silver City ownership
- The right geological position



Expenditure Copper Blow

| Work Program | \$(000s) |
|--|-------------|
| Copper Blow Cu-Au Follow-up | |
| RC Drilling (2000 metres) | 150 |
| Resource Estimation/Prelim mine study | 30 |
| Northern Targets | |
| RC Drilling (2000 metres) | 150 |
| Target Definition in IOCG System | |
| RAB Drilling (600 shallow holes to test beneath cover) | 200 |
| Ground geophysics (IP) | 150 |
| Support Costs | |
| Assays, Geology, Field Supplies | 320 |
| Total | 1000 |

Silver City Share \$750,000

Anticipated Milestones

Copper Blow

- Resource assessment
- Project planning for big picture exploration

Razorback West

- Surface geochemistry

- Induced Polarisation and gravity geophysics surveys for intrusion-related and ironstone targets
- RAB Geochemistry
- RC Drilling Nth Targets
- Copper Blow drilling

- RAB and RC drilling western lead targets

- Resource Definition at Copper Blow
- First Pass RC drilling of new IOCG targets

- Diamond Drilling

Nov-Dec

Jan-March

April -June

Summary

- **Company-making opportunities in both Copper-Gold-(Cobalt) and Zinc**
- **Operating sulphide treatment plants close by**
- **Supportive JV partner (CBH Resources)**
- **Broken Hill Mining Centres: ready access to infrastructure and workforce**
- **SCI attractively priced with low market cap**
- **Strong focus on Copper Blow (Cu-Au-Co)**
- **Multiple activities and milestones in next 12-months**

SILVER CITY MINERALS LIMITED

ABN 68 130 933 309



ASX Code: SCI

Level 1, 80 Chandos Street
St Leonards
NSW 2065
Australia
+61 2 94371737

www.silvercityminerals.com.au