



Antipodes Global Investment Company Limited
Level 35, 60 Margaret Street
Sydney NSW 2000

Telephone: 1300 010 311
Email: invest@antipodespartners.com.au
ABN 38 612 843 517

26 February 2019

By Electronic Lodgement

The Manager
Company Announcements Office
ASX Ltd
20 Bridge Street
SYDNEY NSW 2000

Dear Shareholder,

Conference call reminder and presentation on half-year results

Please join us on Wednesday 27 February 2019 from 11:00am – 11:30am (Sydney time) for a conference call to hear an update on the Company's results from Director of the Company and Managing Director of the Manager (Antipodes Partners Limited), Andrew Findlay and on the portfolio from the CIO of the Manager, Jacob Mitchell.

Dial in details

Within Australia: 1300 628 593

Outside Australia: +613 9067 7903

The presentation slides are available below and will also be made available on our website before the start of the conference call.

Yours sincerely,

Calvin Kwok
Company Secretary



ANTIPODES

GLOBAL INVESTMENT COMPANY

Antipodes Global Investment Company (ASX:APL)

Half year results FY2019

1 H FY19 loss	Portfolio performance ¹	Company NTA performance ²
\$19.3m	-3.1%	-9.3%

	Interim dividend	Annualised yield*
Cash	2.00c	6.6%
Franking (50%)	0.43c	
Grossed-up	2.43c	8.0%

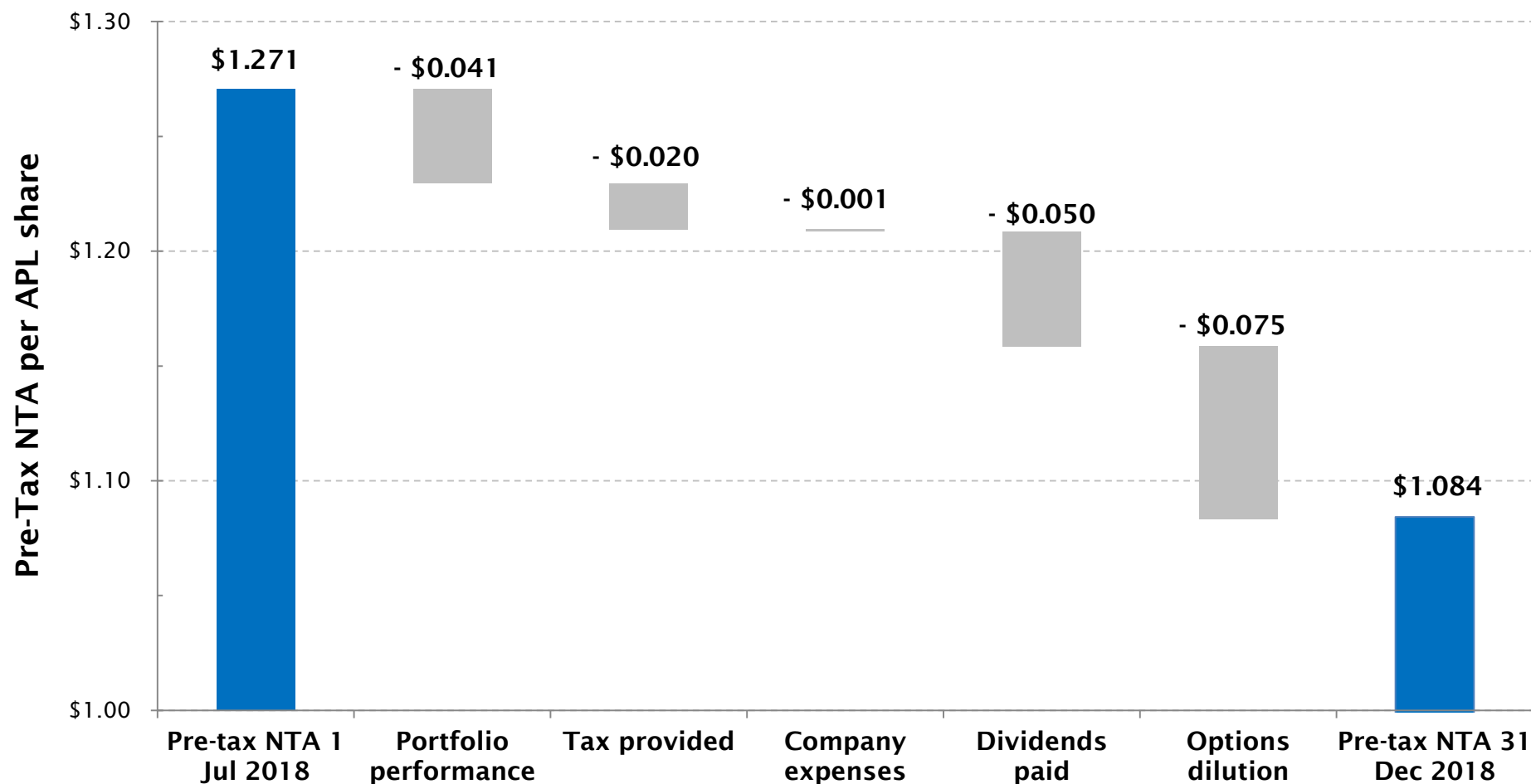
* 20 February 2019 of \$1.065 (when combined with final FY18 dividend of 5.0cps)

¹ Net of portfolio related fees and costs

² Movement in NTA before all taxes for the period which makes the result comparable to an unlisted managed fund. This figure incorporates the net portfolio performance less costs of managing/administering the Company and any dilution caused by the exercise of options, and assumes the reinvestment of dividends paid.



NTA breakdown for 1HFY19



Dividend and option conversion details

Interim dividend (ASX:APL) timetable

Dividend ex-date	Record date	Payment date
7 March 2019	8 March 2019	22 March 2019

- Shares outstanding 551,552,448¹
- Price \$1.065¹
- Market capitalisation \$587m¹

Option conversion (ASX:APLO)

- APLO options expired on 15 October 2018
- 93.6% of options were exercised
- Total number of shareholders on the APL register increased by 29% over the period to over 9,000, mainly driven by the large option conversion

¹ Based on share price as at 20 February 2019 of \$1.065

Performance

Performance	Company ¹	APL portfolio ²	Benchmark ³
1 year	-6.3%	1.7%	0.6%
2 years p.a.	1.6%	6.8%	7.5%
Inception ⁴	11.0%	22.6%	23.1%
Inception⁴ p.a.	4.8%	9.6%	9.8%
Up-market capture		86	
Down-market capture		75	
Net equity exposure – current		63%	

Past performance is not a reliable indicator of future performance.

¹ Movement in NTA before all taxes for the period which makes the result comparable to an unlisted managed fund. This figure incorporates the net portfolio performance less costs of managing/administering the Company and any dilution caused by options being exercised

² Net of portfolio related fees and costs

³ MSCI All Country World Net Index in AUD

⁴ Since inception, 11 Oct 2016

⁵ Based on net returns to 31 December 2018

Antipodes Partners – the Investment Manager

Organisation

- Award-winning global manager with over \$8.4 billion AUM
- Founded 2015 by Jacob Mitchell, formerly Deputy CIO of Platinum
- Majority-owned by investment team located in Sydney and London

Investment approach

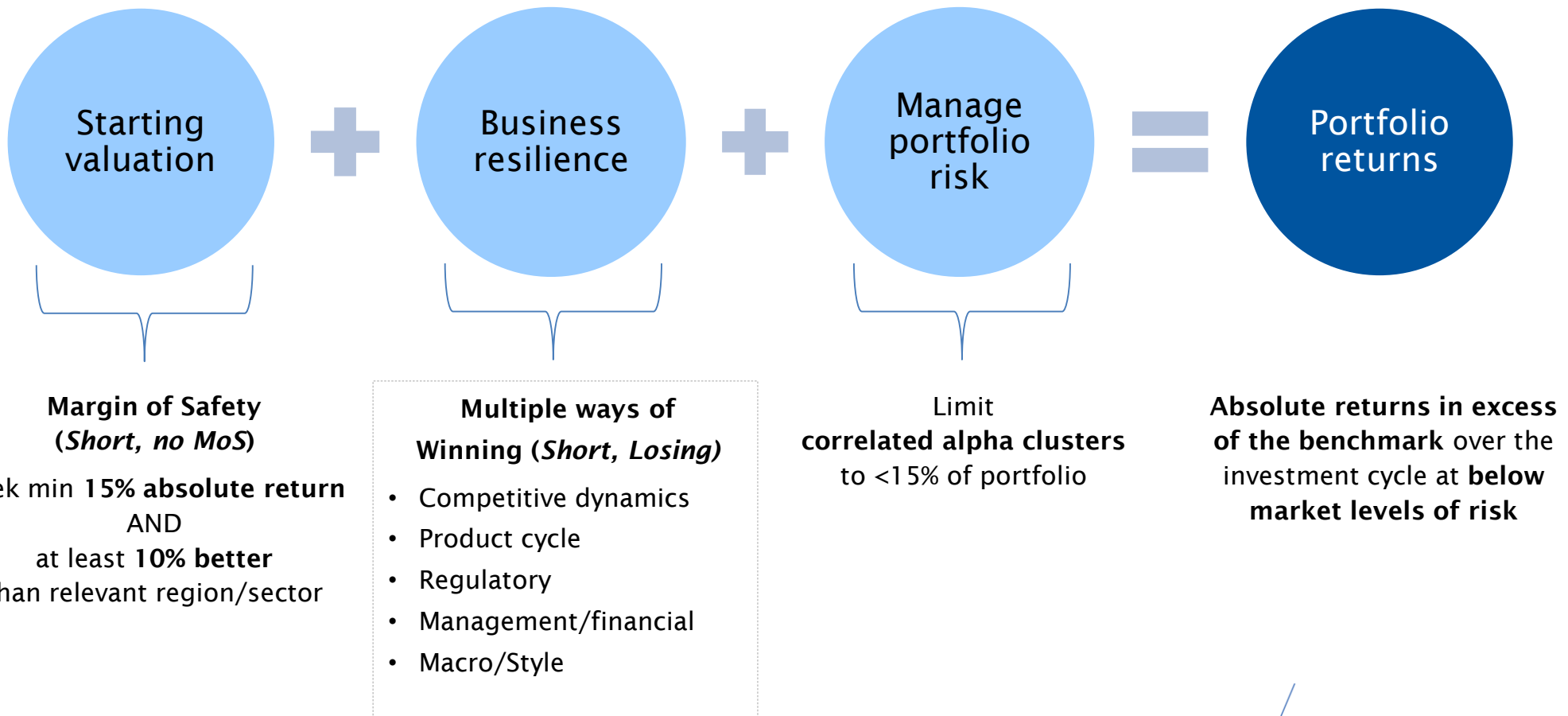
- Fundamental, value-focused manager
- Eclectic portfolio of high-conviction ideas across 8-12 “clusters” of opportunity

Track record

- Global strategies delivered over 10% net annualised returns since inception
- CIO has exceptional track record running global and Asian strategies since 2007

Investment philosophy

A pragmatic value approach

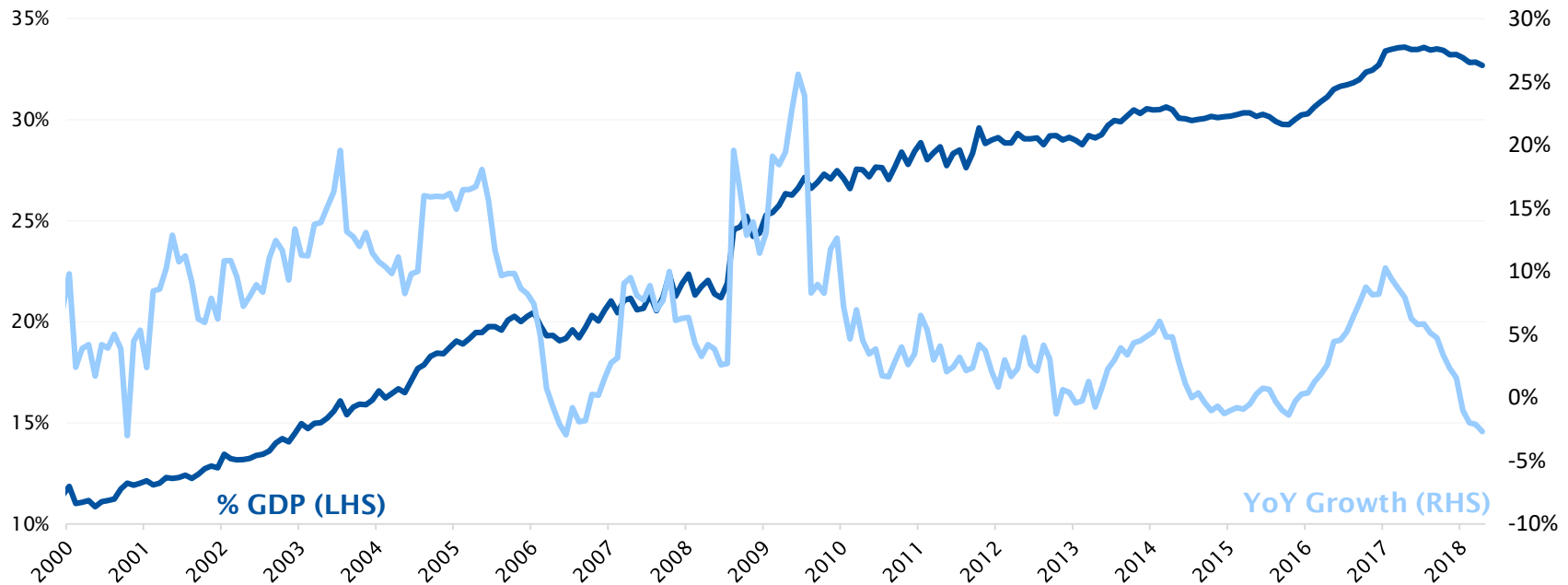


Quantitative tightening (QT)

QE: deflationary for economy, inflationary for asset prices

QT: ?

Big 4 (Fed, ECB, BoJ, BoE) Central Bank (CB) Balance Sheets + Chinese FX Reserves



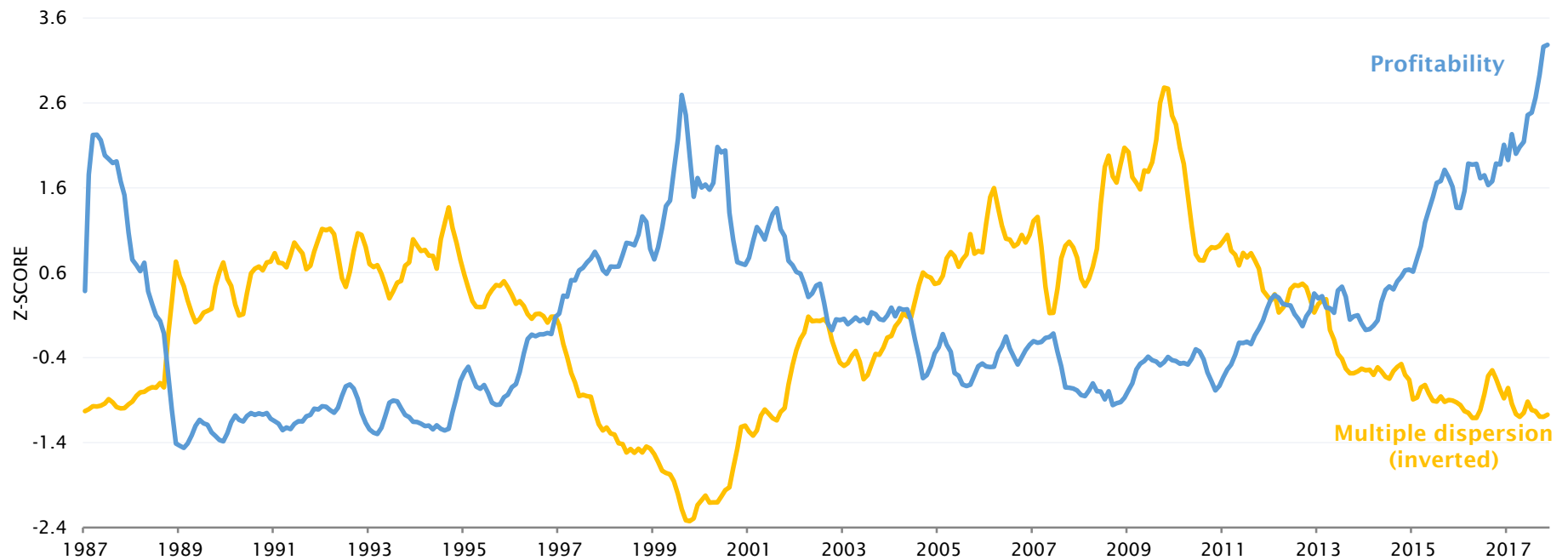
Source: ANZ, Antipodes Partners

- Longer dated rates suppressed by QE + fear of policy error + subdued inflation outlook
- Continuous gradual Fed run-off + reduced bond purchasing by other CB's will put upward pressure on the yield curve

Global valuation clustering

Crowding into quality has become extreme

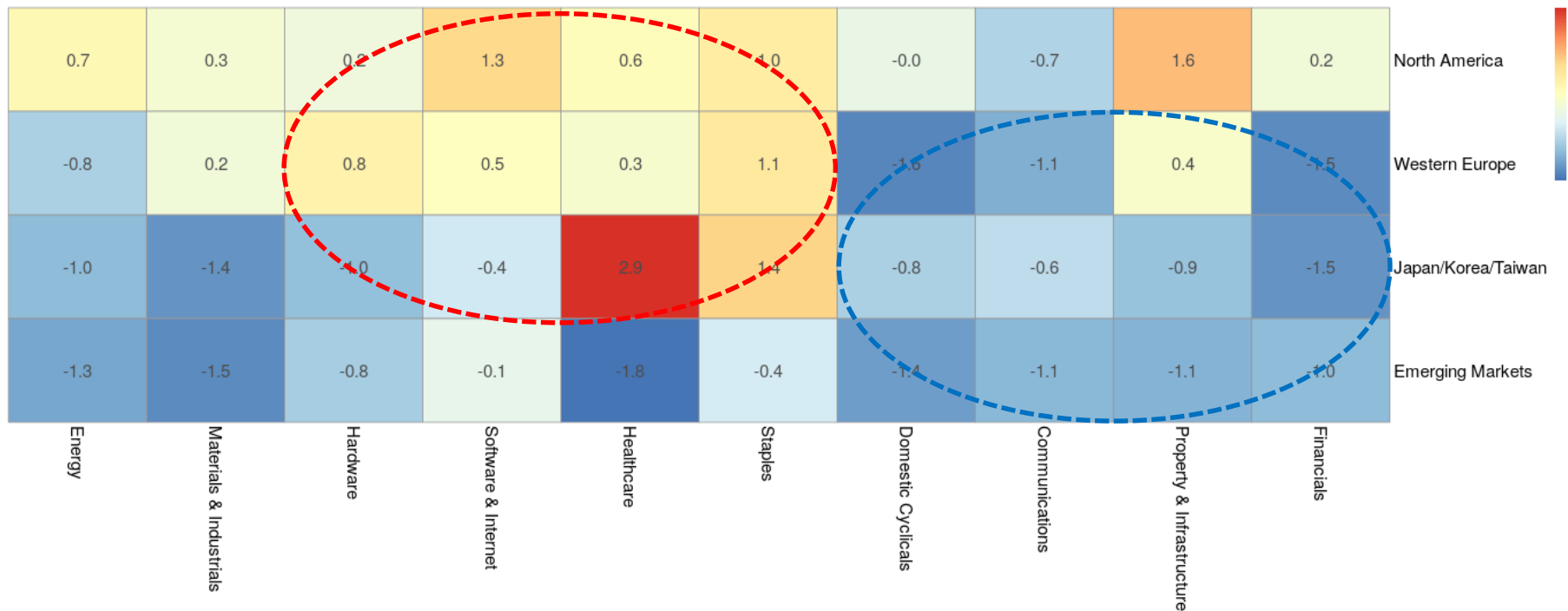
Median EV/CE of upper quintile relative to lower quintile



Source: Antipodes Partners

Global valuation clustering

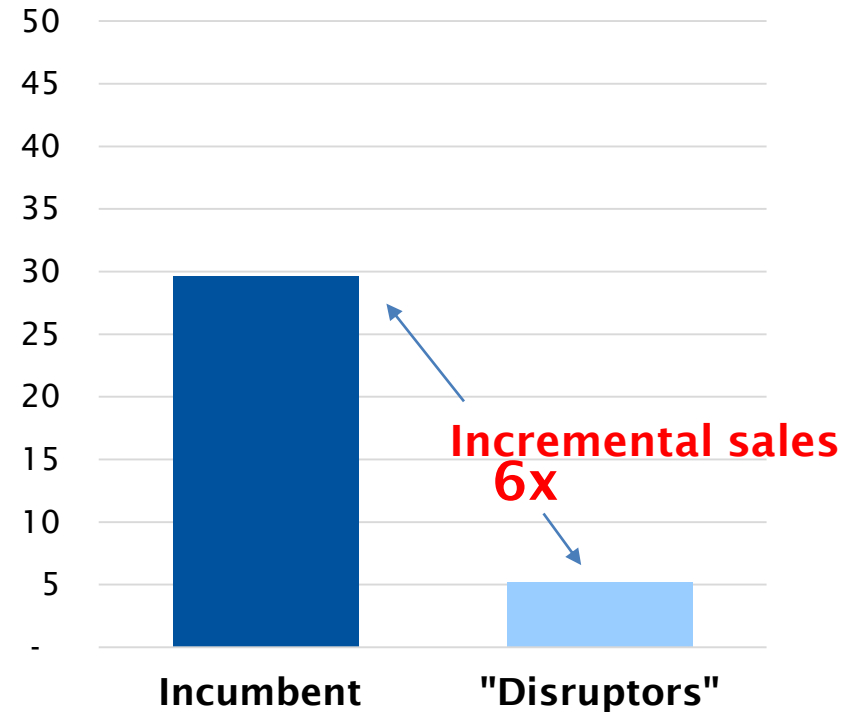
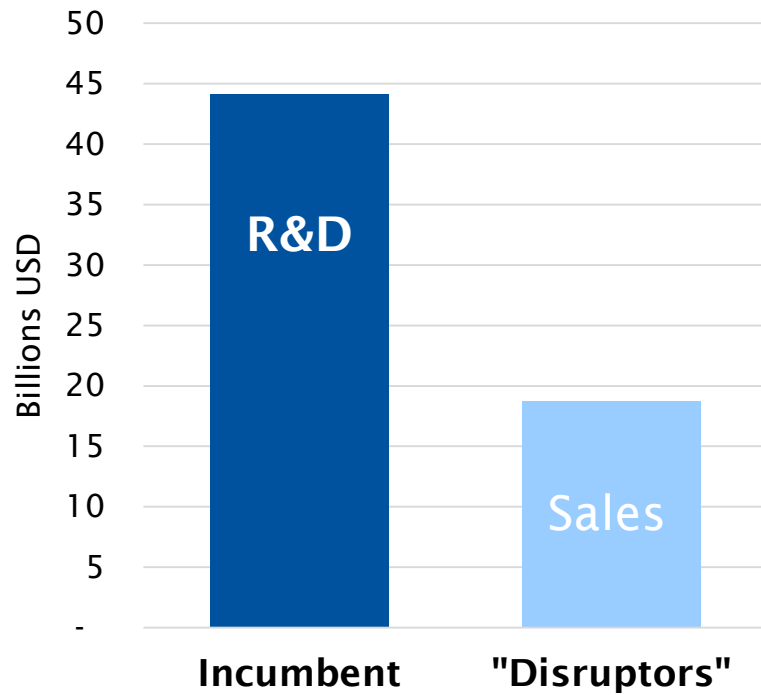
Crowding into multinationals/quality to escape geopolitical concerns



Source: Antipodes Partners

Enterprise software

“Disruptors” no match for the scale of incumbents



Source: Factset, Antipodes Partners

Software giants loom

Long cluster

Short cluster

Examples



Multiple ways of winning



Margin of safety

21x FCF

60x FCF

Source: Factset

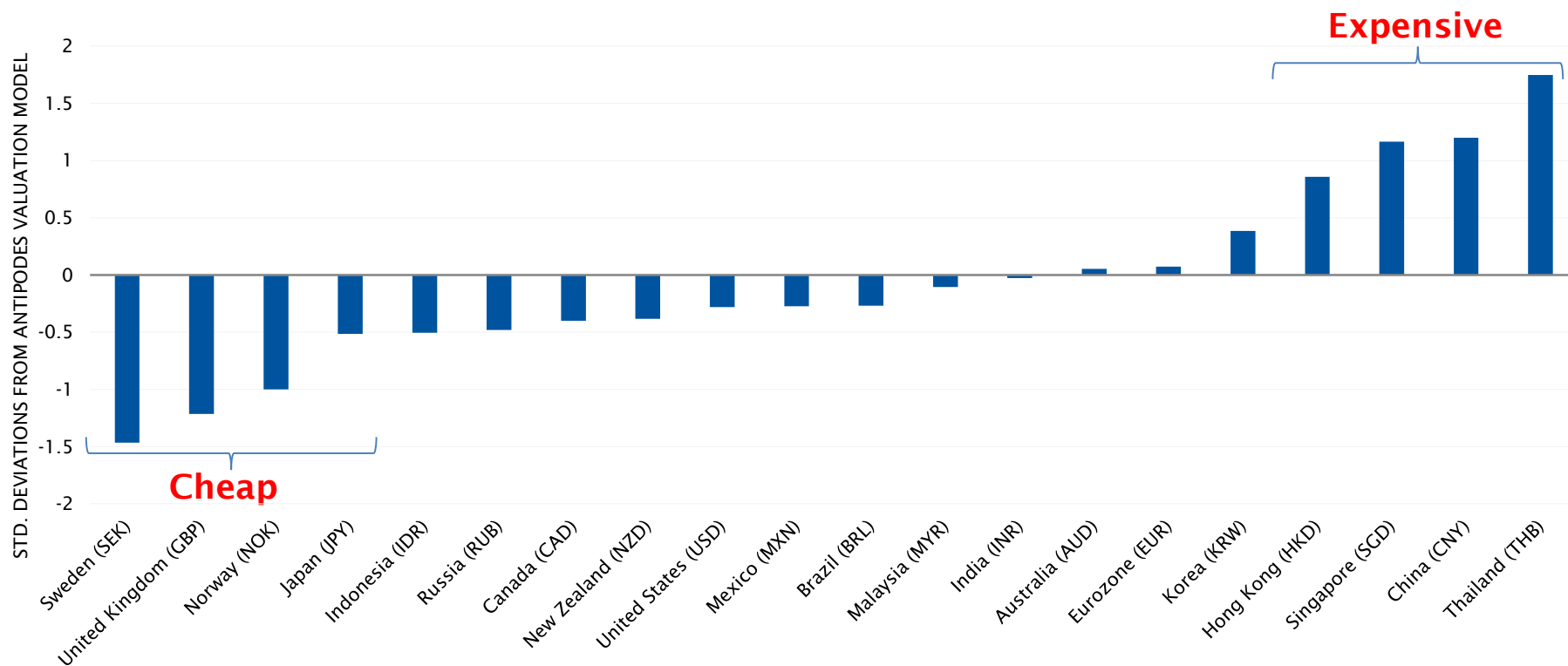
Diversified alpha clusters

Long clusters	Weight	Examples
Global Cyclical	14.4%	GE, Samsung Electronics, Honda Motor
Domestic Cyclical Recovery	12.4%	KB Financial, Unicredit, ING
Consumer Incumbent	11.9%	Ping An, Yamato, Tapestry
Natural Gas	9.2%	EDF, Inpex
Telco. Incumbent	8.6%	KT, Telecom Italia, China Mobile
Software Incumbent	8.4%	Cisco, Microsoft
Online Services	8.4%	Baidu, Alphabet, LINE
Healthcare	6.0%	Gilead Sciences
Connectivity	4.7%	Qualcomm, Nokia
Gold	4.2%	Barrick Gold, Newcrest Mining
Low Cost Oil	4.2%	Saipem, TechnipFMC
Total	92.3%	
Short clusters	Weight	
Overhyped Growth	-9.8%	
Global Cyclical Shakeout	-7.6%	
Bond Proxy	-4.4%	
Domestic Cyclical Shakeout	-2.3%	
Domestic Defensive Shakeout	-2.3%	
EM/DM shakeout	-1.5%	
Global Defensive Shakeout	-1.3%	
Total	-29.3%	



Currency – risk to be managed AND profit opportunity

Combine quantitative and qualitative understanding



Source: Antipodes Partners

- Renminbi (CNY) has appreciated by 50% against trading partners on a real basis over 10yrs; risks to Chinese/global growth can be expressed through Asian currencies more broadly
- Norwegian Kroner (NOK) oil exposed, but saved the commodity dividend - strong “balance sheet” and building inflation presents catalyst

Portfolio positioning

Asset allocation	Long		Short	
	Equities	Other ¹	Equities	Other ¹
Weight (% NAV)	89.9	2.4	-29.0	-0.3
Count	60	3	54	5
Avg. security weight	1.5	0.8	-0.5	-0.01
Top 10 (% NAV)	26.1		-10.6	
Top 30 (% NAV)	63.0		-21.8	

Sector exposure ² (%)	Long	Short	Net
Banks	11.6	-3.7	8.0
Communications	9.4	-1.0	8.4
Software	8.4	-3.8	4.6
Hardware	7.8	-1.5	6.4
Internet	7.6	-0.5	7.0
Energy	7.1	0.0	7.1
Industrial	7.0	-4.3	2.7
Healthcare	6.0	-1.2	4.8
Precious Metals	4.2	0.0	4.2
Other	23.1	-13.3	9.8

Top 10 long stock positions	Country	Weight (%)
Cisco	United States	2.8
Electricite de France	France	2.7
KT Corporation	Korea	2.7
Baidu	China/HK	2.6
Microsoft	United States	2.6
Ping An Insurance	China/HK	2.6
KB Financial	Korea	2.6
Tapestry	United States	2.5
Qualcomm	United States	2.5
China Mobile	China/HK	2.5
Total		26.1

Market cap exposure (%)	Long	Short	Net
Mega (>\$100b)	26.2	-1.9	24.3
Large (\$25b-\$100b)	31.9	-11.9	20.0
Medium (\$5b-\$25b)	27.4	-13.0	14.4
Small (<\$5b)	6.7	-2.5	4.2

As at Dec 2018

¹ Index futures and other non-single stock derivatives

² Antipodes Partners classification

Investment summary

Investors are overpaying for today's winners

Look for the next crop of winners in neglected areas

Multiple dispersion is high

	APL portfolio
Return after fees (p.a.)	9.6%
Up-market capture	86
Down-market capture	75

Past performance is not a reliable indicator of future performance. Performance based on net returns since inception 11 Oct 2016 to 31 Dec 2018.

¹MSCI All Country World Net Index in AUD.

Questions

Disclaimer

This communication has been prepared by Antipodes Partners Limited ('Antipodes Partners', 'Antipodes') ABN 29 602 042 035 AFSL 481580.

Antipodes Partners is the investment manager of Antipodes Global Investment Company Limited ABN 38 612 843 517 ('APL' or the 'Company'). While APL and Antipodes Partners believe the information contained in this communication is based on reliable information, no warranty is given as to its accuracy and persons relying on this information do so at their own risk. Subject to any liability which cannot be excluded under the relevant laws, Antipodes Partners and APL disclaim all liability to any person relying on the information contained in this communication in respect of any loss or damage (including consequential loss or damage), however caused, which may be suffered or arise directly or indirectly in respect of such information. Any opinions and forecasts reflect the judgment and assumptions of Antipodes Partners and its representatives on the basis of information at the date of publication and may later change without notice. Disclosure contained in this communication is for general information only and was prepared for multiple distribution. The information is not intended as a securities recommendation or statement of opinion intended to influence a person or persons in making a decision in relation to investment. The information in this communication has been prepared without taking account of any person's objectives, financial situation or needs. Persons considering action on the basis of information in this communication are to contact their financial adviser for individual advice in the light of their particular circumstances. Past performance is not a reliable indicator of future performance. Unless otherwise specified, all amounts are in Australian Dollars (AUD). Unauthorised use, copying, distribution, replication, posting, transmitting, publication, display, or reproduction in whole or in part of the information contained in this communication is prohibited without obtaining prior written permission from APL and Antipodes Partners.