



**GATEWAY  
MINING LTD**  
ASX: GML

- Consolidation of well-endowed Gidgee gold tenure in WA
- Never exposed to modern exploration techniques
- Targeting further shallow oxide discoveries and barely-tested potential at depth

Creating value from advanced gold exploration  
in WA

**Corporate Update**  
Peter Langworthy – July 2019





## Forward Looking Statements

- This presentation has been prepared by Gateway Mining Ltd (GML). The information contained in this presentation is a professional opinion only and is given in good faith. Certain information in this document has been derived from third parties and through Gateway Mining has no reason to believe that it is not accurate, reliable or complete, it has not been independently audited or verified by GML.
- This presentation is in summary form and does not purport to be all inclusive or complete. Recipients should conduct their own investigations and perform their own analysis in order to satisfy themselves as to the accuracy and the completeness of the information, statements and opinions contained.
- This is for information purposes only. Neither this nor the information contained in it constitutes an offer, invitation, solicitation or recommendation in relation to the purchase or sale of GML shares in any jurisdiction. This does not constitute investment advice and has been prepared without taking into account the recipient's investment objectives, financial circumstances or particular needs and the opinions and recommendations in this presentation are not intended to represent recommendations of particular investments to particular persons. Recipients should seek professional advice when deciding if an investment is appropriate. All securities transactions involve risks, which include (among others) the risk of adverse or unanticipated market, financial or political developments.
- To the fullest extent permitted by law, GML, its officers, employees, related bodies corporate, agents and advisors do not make any representations or warranty, express or implied, as to the currency, accuracy, reliability or completeness of any information, statements, opinions, estimated, forecasts or other representations contained in this presentation. No responsibility for any errors or omissions from this arising out of negligence or otherwise is accepted.
- Any forward looking statements included in this document involve subjective judgment and analysis and are subject to uncertainties, risks and contingencies, many of which are outside the control of, and may be unknown to, GML. In particular, they speak only as of the date of this document, they assume the success of GML's strategies, and they are subject to significant regulatory business, competitive and economic uncertainties and risks. Actual events may vary materially from the forward-looking statements and the assumptions on which the forward-looking statements are based. Recipients of this document are cautioned to not place undue reliance on such forward-looking statements.



# Important Notice and Disclaimer



## Competent Person Statement

- The information in this report that relates to Exploration Results or Mineral Resources is based on information compiled or reviewed by Mr Peter Langworthy who is a full-time employee of Gateway Mining Ltd and is a current Member of the Australian Institute of Mining and Metallurgy. Mr Peter Langworthy has sufficient experience, which is relevant to the style of mineralisation and types of deposit under consideration and to the activities undertaken, to qualify as a Competent Person as defined in the 2012 Edition of the “Australasian Code of Reporting of Exploration Results, Mineral Resources and Ore Reserves”. Mr Langworthy consents to the inclusion in the report of the matters based on the information in the form and context in which it appears.

## ASX Announcement References

- The additional information please refer to the following ASX announcements: 10 and 14 January 2019, 27 March 2019, 8 April 2019, 13 June 2019 and 12 July 2019.





# About Gateway Mining Limited



## CAPITAL STRUCTURE

ASX Ticker	GML
Shares on Issue	1,077,372,773
Options attached to Entitlements Issue (3c)	63,684,593
Executive Performance Options	20,000,000
Cash @ 1 June 2019	\$2.1m
Share Price	\$0.014
Market Capitalisation	\$15m

## Major Shareholders

OMNI GeoX	12.53%
Harmanis Holdings	10.20%
L11 Capital	5.65%
Crest Investment Group	3.59%
Top 10	41.83%
Directors <i>(Directly &amp; Indirectly)</i>	10.71%





# Highly Successful and Experienced Board



## Trent Franklin Non-Exec Chairman

- Experienced Corporate Advisor holding qualifications in Finance, Financial Planning and Insurance Broking.
- Holds a BSc Degree (Geology/Geophysics) from the University of Sydney.

## Peter Langworthy Managing Director

33 year experienced explorer and project developer

Led the exploration team that was responsible for the numerous discoveries that supported the outstanding success of Jubilee Mines.

**Market cap Growth: \$150m to \$3.2 BILLION takeover by Xstrata 2008**

- 12 years exploration and operational experience at WMC
- Founding Director at Capricorn Metals Ltd.
  - **Market Cap Growth: \$3m to \$150m**
- Founding Director at Northern Star Resources Ltd
  - **Helped facilitate entry of investmet to re-capitalise company (\$5.8b).**
- Exploration Manager at PacMin Mining Ltd during the acquisition, development and operation of the Tarmoola and Carosue Dam Gold Projects.
  - **Taken over by Sons of Gwalia for \$170m in 2001**
- Technical Director Talisman Mining Ltd.
  - **Self funded exploration through \$45m sale of iron ore projects**

## Debbie Fullarton Non Exec Director

- Chartered Accountant with 25 years experience in senior roles including Executive Director, Chief Financial Officer and Financial Manager.
- Currently Chief Financial Officer for Westgold Ltd.

## Scott Brown Non Exec Director

- Company Director with 25 years experience in both public and private sector
- Experienced in Project Management, Business Development and Logistics across the commercial construction, security-risk management and resource sectors both in Australia and internationally.

## Kar Chua Company Secretary

- Chartered Accountant with extensive experience in company secretarial & finance roles.







- Gidgee Gold Project located 800km north east of Perth, WA near the township of Sandstone.
- Large ground holding in a highly prospective area.
- Opportunity to add significant value in the short to medium-term through:
  - *Resource evaluation*
  - *Exploration*
- Multi-million ounce deposit style.
- Key Points of Presentation:
  - *Strategy*
  - *Understanding the scale of the resource potential.*
  - *Current resource targets.*
  - *Exploration upside.*
  - *Key investment takeaways*





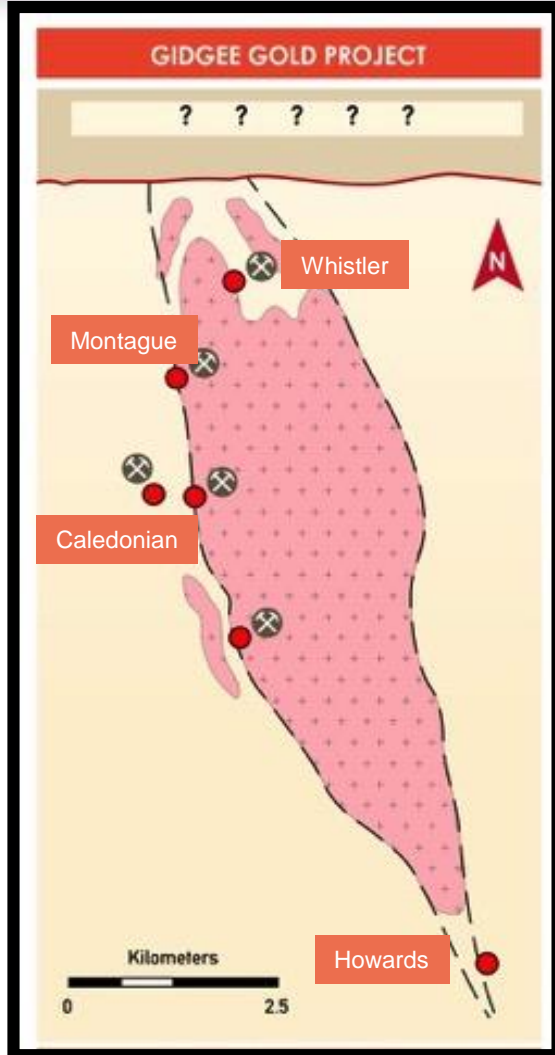


- Rapid shareholder growth through:
  - *Establishing a large gold resource base*
  - *Build a sustainable and profitable gold business*
  - *Major growth opportunities*
- Successful approach applied time and again: explore in and around known gold systems. Examples:
  - *Northern Star (NST): \$5.8 billion*
  - *Bellevue Gold (BGL): 4c to 63c in 2 years (\$310 million)*
  - *Dacian Gold (DCN): \$29m to \$350 million in 5 years (170koz p.a)*
  - *Westgold (WGX): Drilling under old pit – 85.6m @ 9.4g/t Au*
- Utilise project attributes to reduce costs
  - *Consolidated landholding of 700km<sup>2</sup>*
  - *Core of granted mining leases*
  - *Excellent infrastructure*

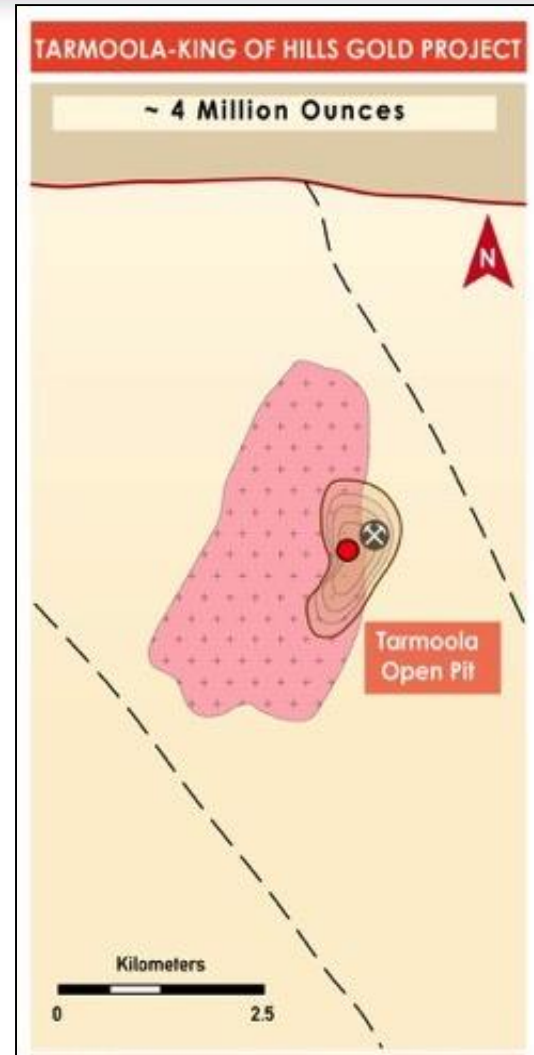




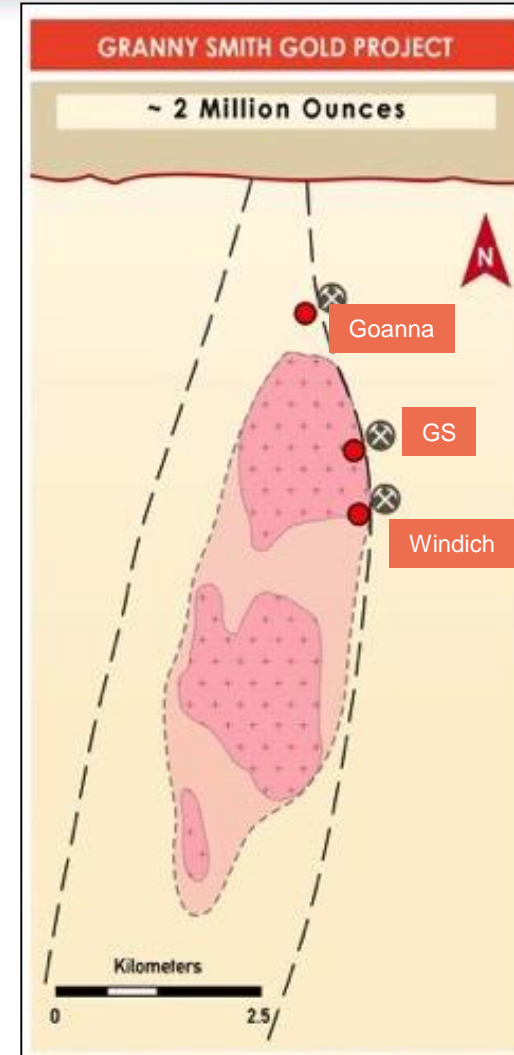
# Resource Potential



- Gateway (GML)
- No effective exploration in last 28 years
- Massive gold signature



- Red5 (ASX: RED)
- Exploration driven uplift over 4 months
- Market Cap \$70m to \$160m



- Current owner Goldfields Ltd
- First discovery in a +20Moz goldfield
- 10 years of exploration till discovery





# Resource Evaluation – *Whistler and Montague Gold Deposits*



- Major resource growth opportunities in the short term
- Evaluate future mining scenarios
  - *Open pit cutbacks*
  - *Underground*
- Early metallurgical and geotechnical assessment.
- Important information to unlock the key mineralisation controls across the wider project.



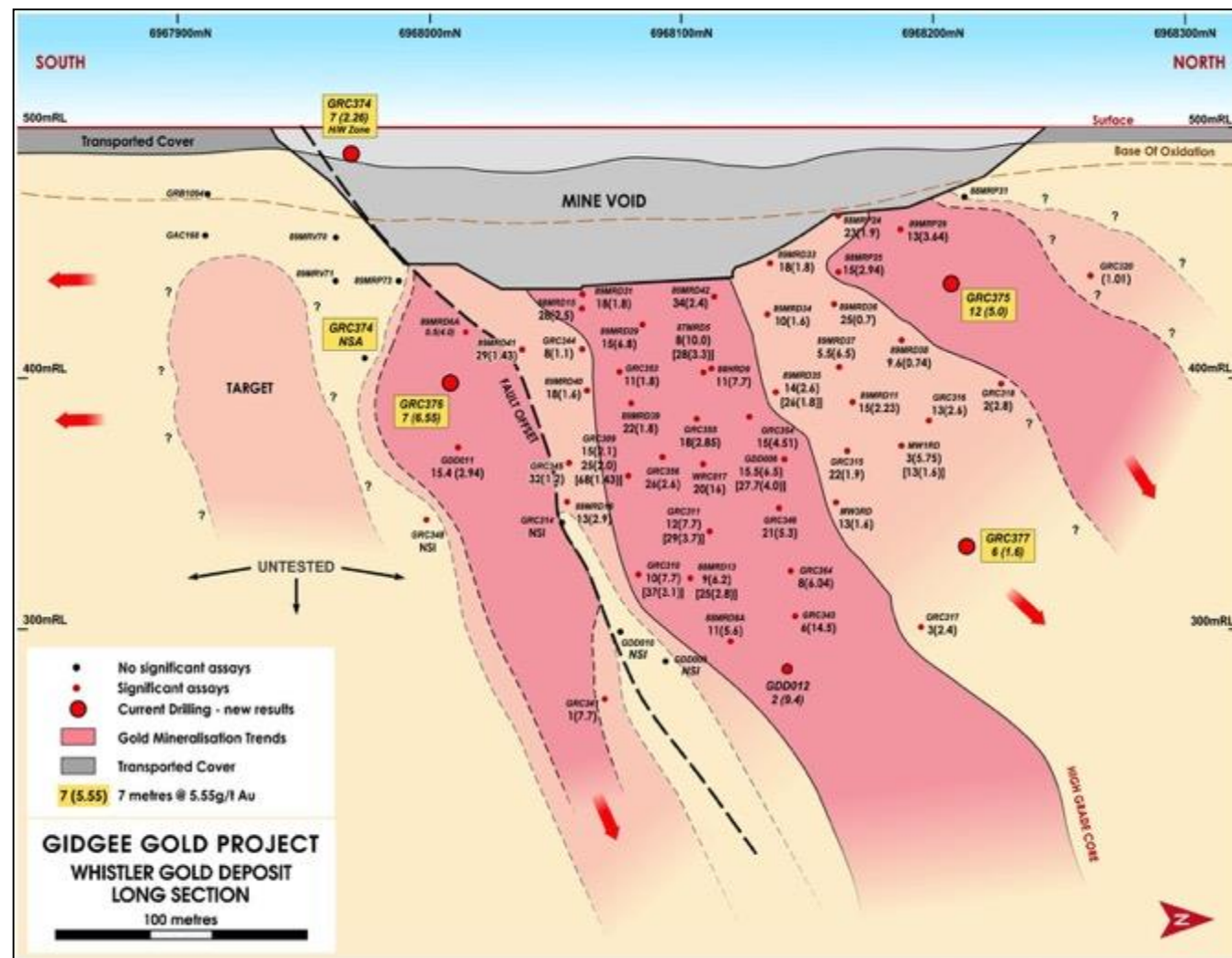


# Whistler Gold Deposit



- Thick, coherent gold mineralization beneath pit
- Strong high-grade component in multiple structures
- Recent drilling identifies shallow high-grade mineralisation:
  - 7.0m @ 6.55g/t Au**
  - 12.0m @ 5.00g/t Au**
  - 15.4m @ 2.94g/t Au**
- New high-grade target zones for follow-up drilling
- Positive impact on future open pit optimisation studies
- Exceptional drilling results over last 12 months:
 

21m @ 5.30g/t Au	27.7m @ 4.0g/t Au (incl. 15(6.5))
15m @ 4.51g/t Au	2.8m @ 79.2/t Au (incl. 0.5(440.1))
8m @ 6.04g/t Au	29m @ 3.7g/t Au (incl. 12(7.7))
6m @ 14.5g/t Au	37m @ 3.1g/t Au (Incl. 10 (7.7))
26m @ 2.61g/t Au	69m @ 1.43g/t Au (Incl. 15(2.1) & 25(2.0))
18m @ 2.85g/t Au	15.4m @ 2.94g/t Au (bottom of hole)
32m @ 1.21g/t Au	22m @ 1.90g/t Au
8m @ 1.10g/t Au	13m @ 2.60/t Au
11m @ 1.78g/t Au	21m @ 5.3g/t Au
2m @ 9.4g/t Au	6m @ 14.5g/t Au



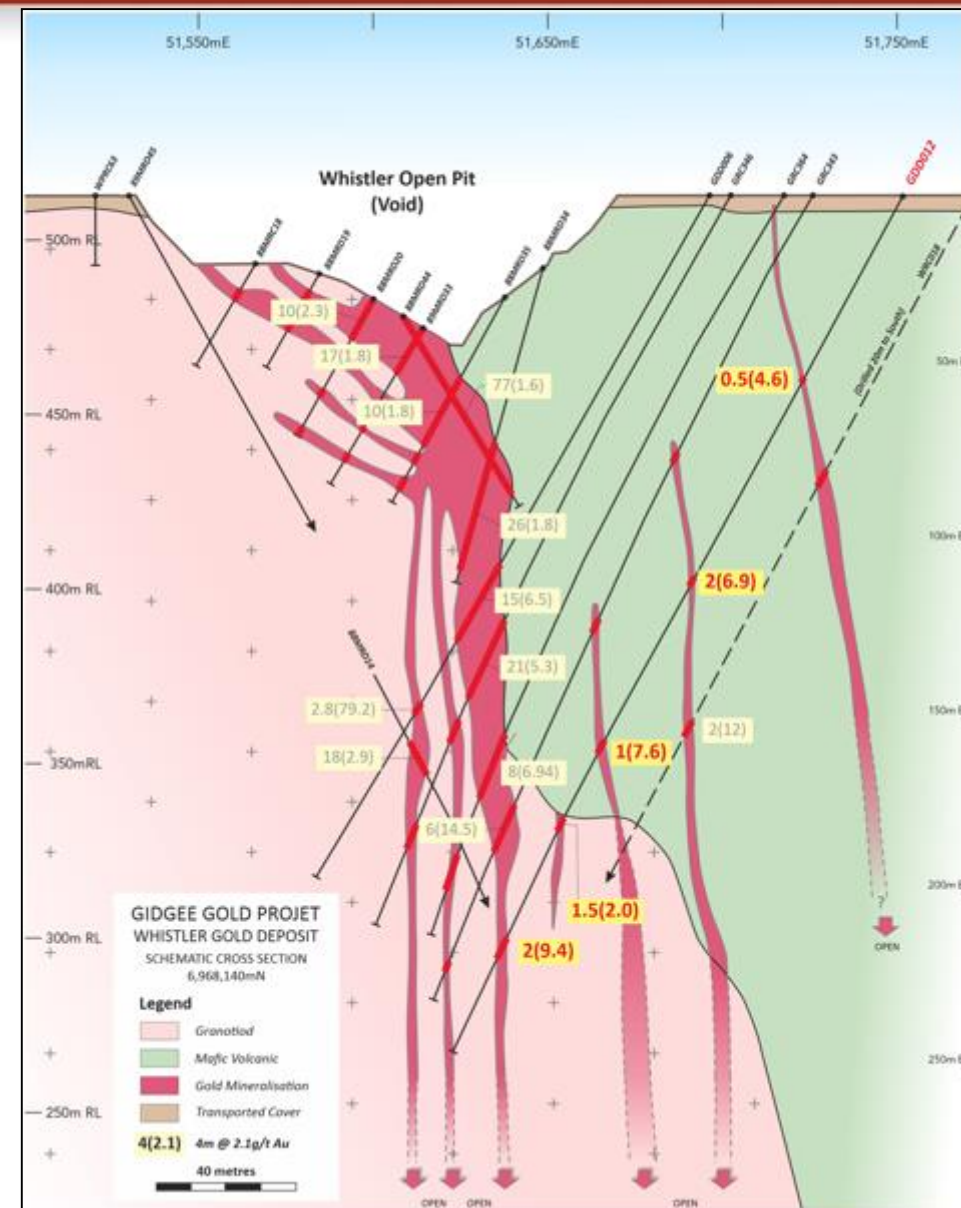


# Whistler Gold Deposit



- Thick, coherent gold mineralization beneath pit
- Strong high-grade component in multiple structures
- Recent drilling identifies shallow high-grade mineralisation:
  - 7.0m @ 6.55g/t Au**
  - 12.0m @ 5.00g/t Au**
  - 15.4m @ 2.94g/t Au**
- New high-grade target zones for follow-up drilling
- Positive impact on future open pit optimisation studies
- Exceptional drilling results over last 12 months:
 

21m @ 5.30g/t Au	27.7m @ 4.0g/t Au (incl. 15(6.5))
15m @ 4.51g/t Au	2.8m @ 79.2/t Au (incl. 0.5(440.1))
8m @ 6.04g/t Au	29m @ 3.7g/t Au (incl. 12(7.7))
6m @ 14.5g/t Au	37m @ 3.1g/t Au (Incl. 10 (7.7))
26m @ 2.61g/t Au	69m @ 1.43g/t Au (Incl. 15(2.1) & 25(2.0))
18m @ 2.85g/t Au	15.4m @ 2.94g/t Au ( <u>bottom of hole</u> )
32m @ 1.21g/t Au	22m @ 1.90g/t Au
8m @ 1.10g/t Au	13m @ 2.60/t Au
11m @ 1.78g/t Au	21m @ 5.3g/t Au
2m @ 9.4g/t Au	6m @ 14.5g/t Au

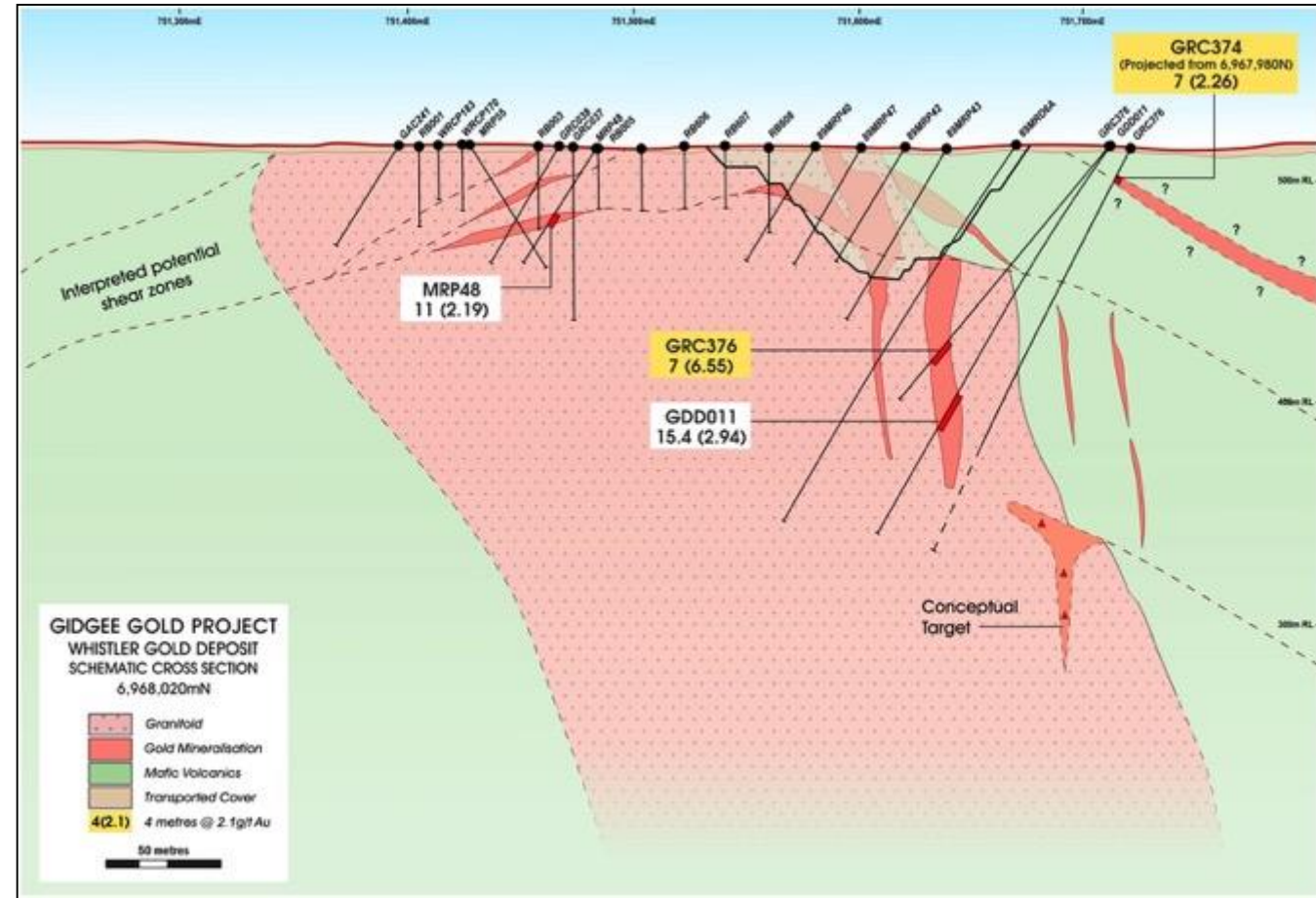




# Whistler Gold Deposit



- Identification of “large-scale gold system” associated with the Montague Granodiorite:
  - Identification of multiple large-scale, flat-lying mineralised structures.
  - Drilling intersections include:
    - **7.0m @ 2.26g/t Au**
    - **5.0m @ 2.82g/t Au**
    - **12.5m @ 2.18g/t Au**
    - **4.0m @ 14.6g/t Au**
  - Strong high-grade component in multiple structures
  - Shallow, accessible drilling targets
  - Untested



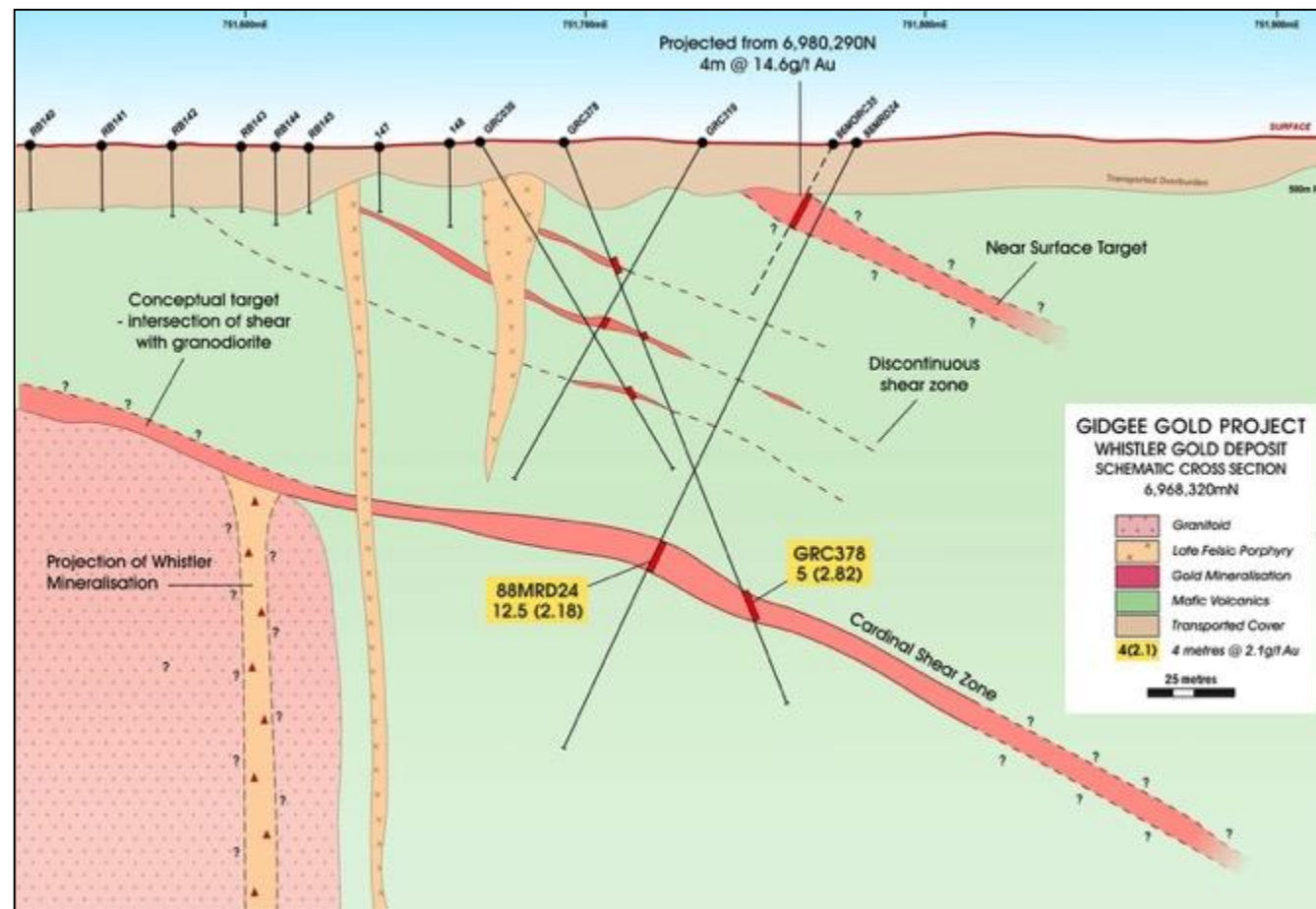


# Whistler Gold Deposit



- Identification of “large-scale gold system” associated with the Montague Granodiorite:

- Identification of multiple large-scale, flat-lying mineralised structures.
- Drilling intersections include:
  - **7.0m @ 2.26g/t Au**
  - **5.0m @ 2.82g/t Au**
  - **12.5m @ 2.18g/t Au**
  - **4.0m @ 14.6g/t Au**
- Strong high-grade component in multiple structures
- Shallow, accessible drilling targets
- Untested

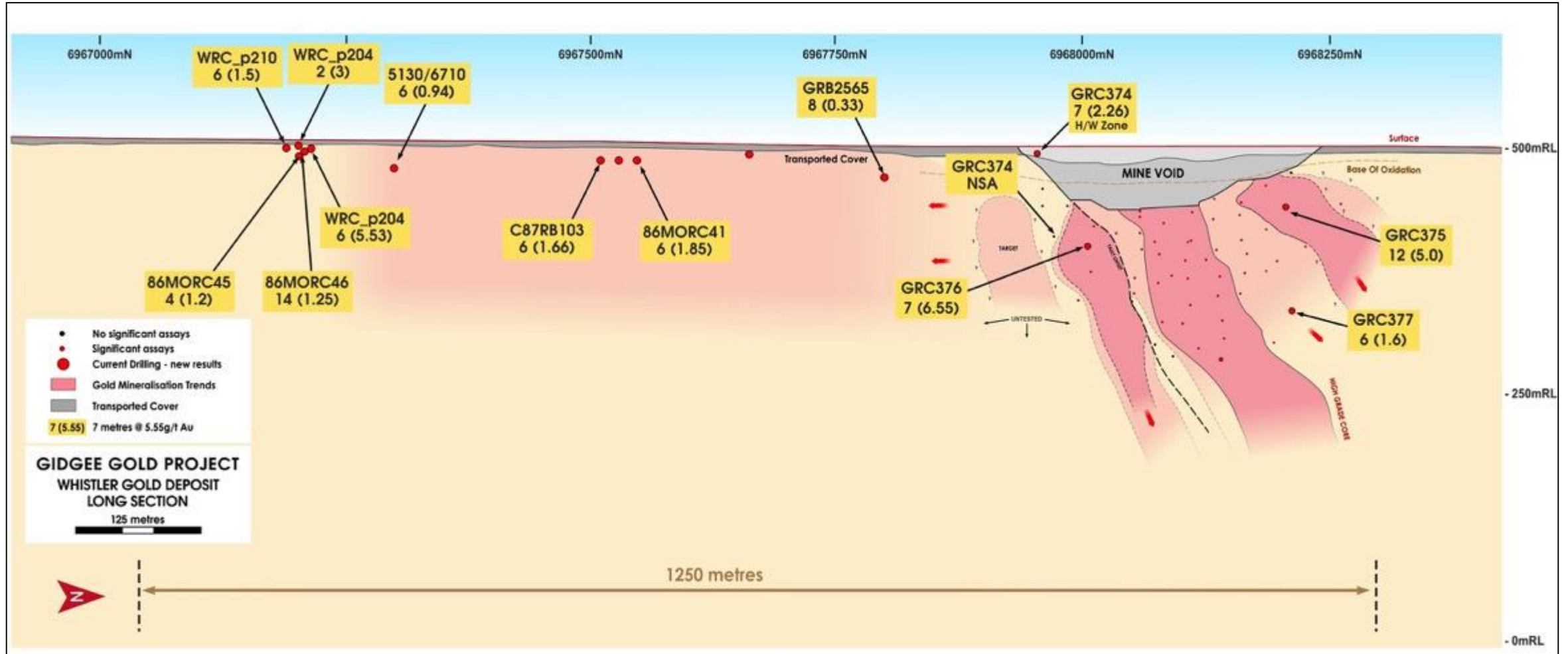




# Whistler Gold Deposit



- Shear zone on margin of Montague Granodiorite untested
- Strong indications of potential for mineralisation





# Montague Gold Deposit



- Major mineralised structure in immediate base of open pit.
- Continued drilling programs aimed at expanding mineralisation prior to resource estimation recently completed
- Part of a ~3km highly prospective contact zone that is largely untested





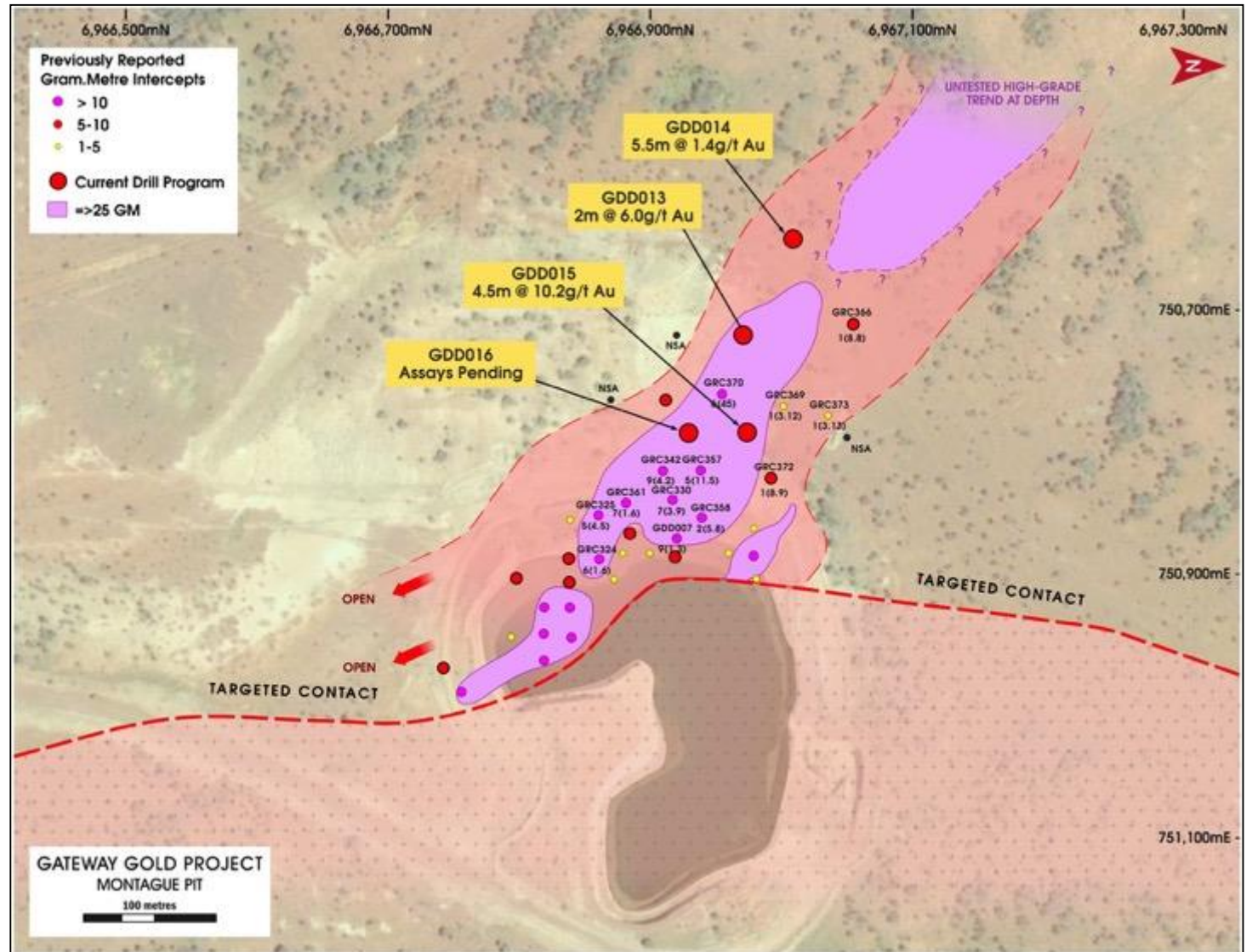
# Montague Gold Deposit



- Expanding shallow resource potential
  - *Diamond and RC drilling*
  - *Assays pending*
- Strong high-grade component
- Mineralisation open in all directions
- Identify parallel high-grade “shoots”
- Expand mineralisation footprint ahead of maiden resource

## Drilling results include:

- 6m @ 45.5g/t Au
- 4m @ 24.2g/t Au
- 5m @ 11.5g/t Au
- 2m @ 5.80g/t Au
- 9m @ 4.24g/t Au
- 7m @ 3.91g/t Au
- 5m @ 4.47g/t Au

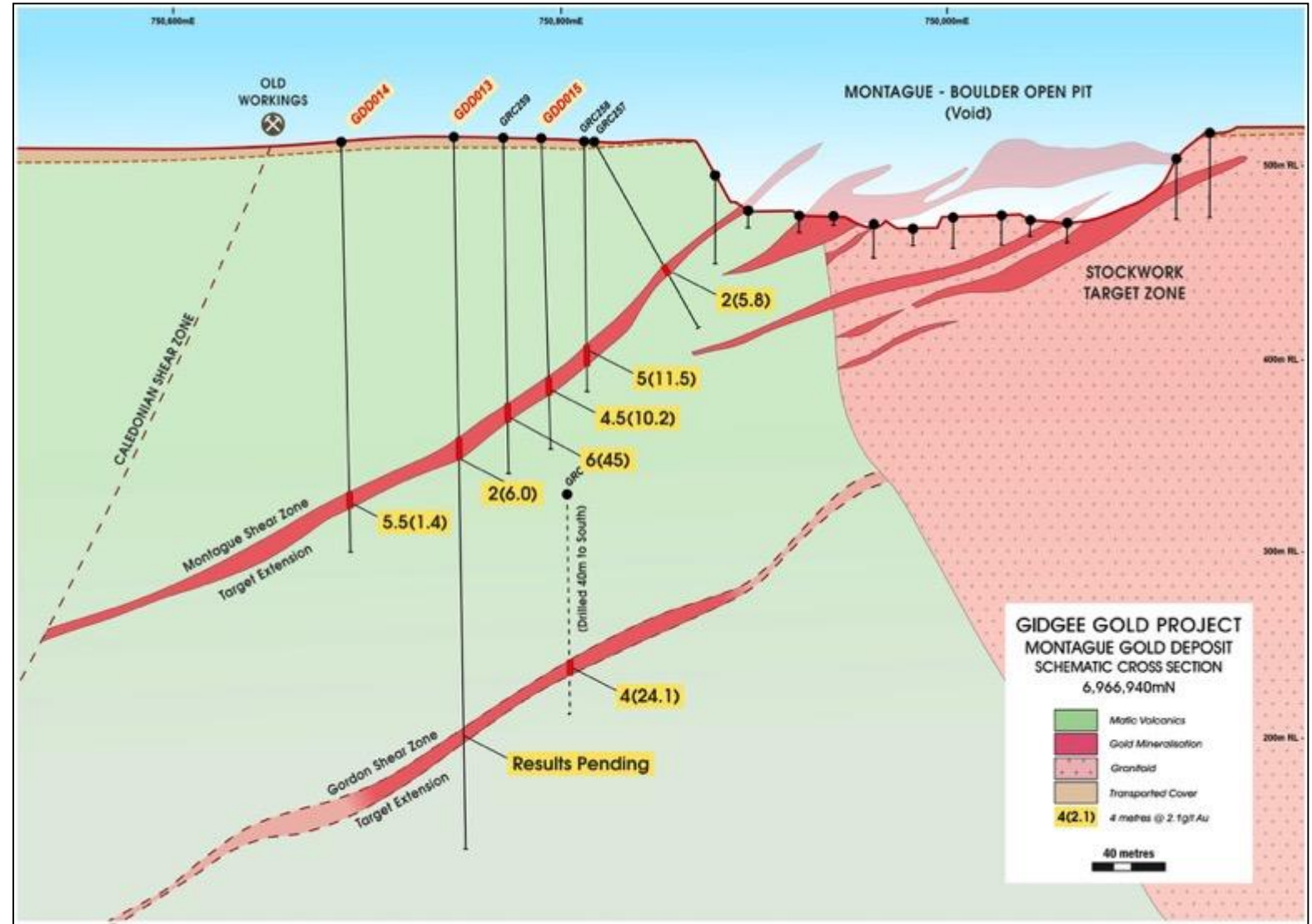




# Montague Gold Deposit



- Confirmation of significant gold mineralised system
- Open down-dip and along strike to the north and south
- High-grade domains – “Shoots”
- Multiple targets
- “New Discovery” at depth
  - *Gordon’s Lode: 4m @ 24.2g/t Au*
  - *Open in all directions*

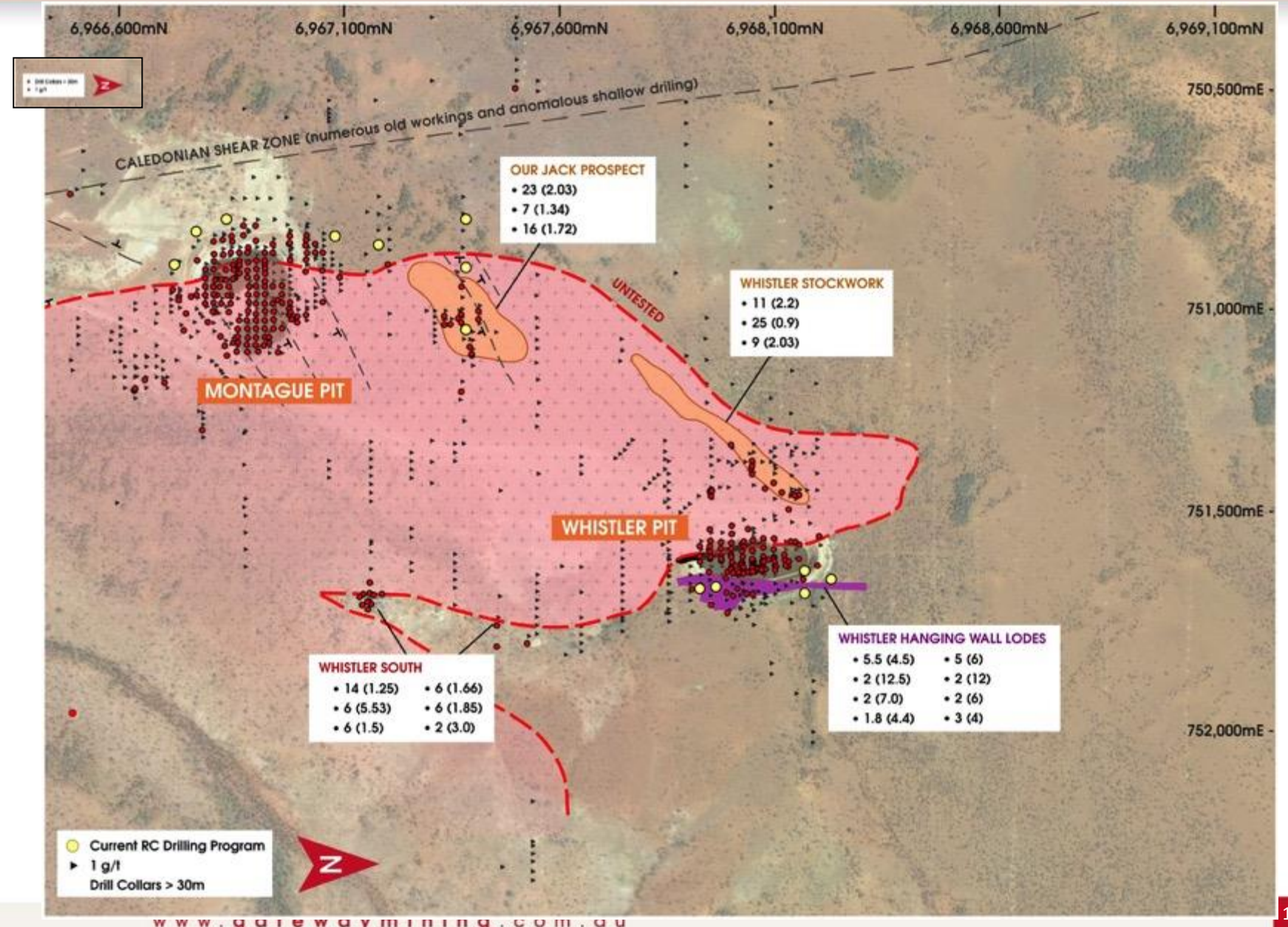




# Exploration Upside



- Large, connected system
- Target contact largely not tested (<30%)
- Taking a broader view to fully understand potential – does it all link together?
- Target rapid resource growth at:
  - **Montague Extensions**
  - **Whistler Extensions**
  - **NE Pit – C2**
  - **Our Jack**
  - **Rosie- S Bend**
- Regional assessment
  - **Eastern Margin**

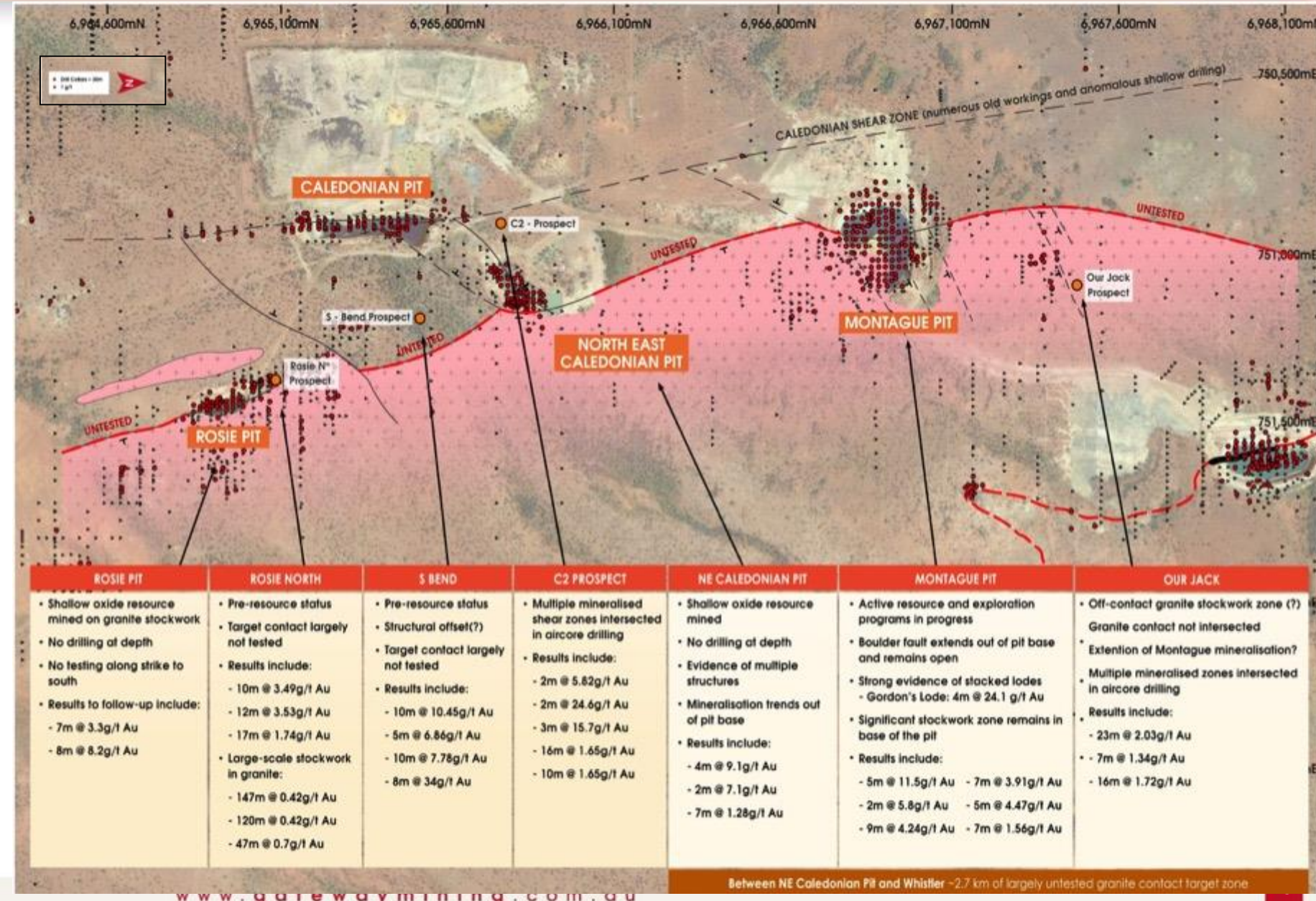




# Exploration Upside



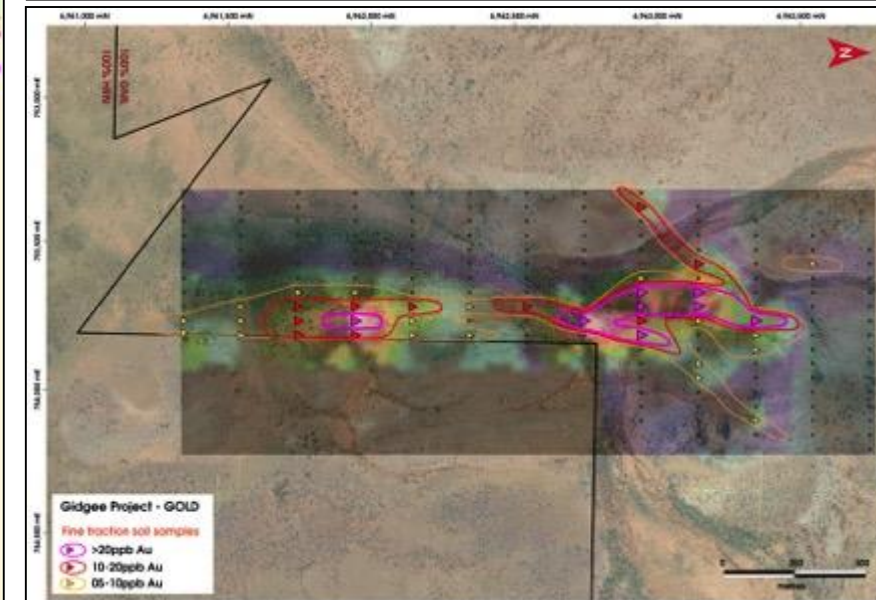
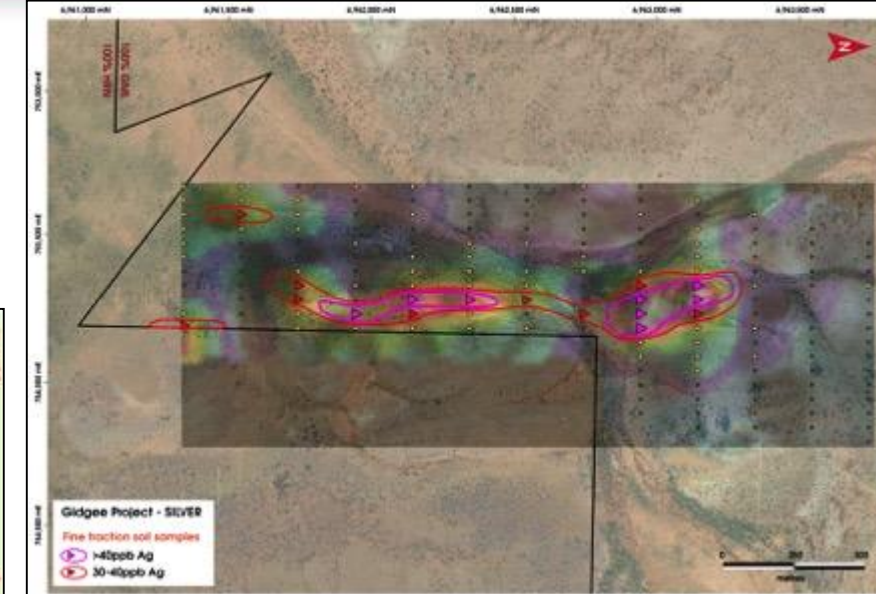
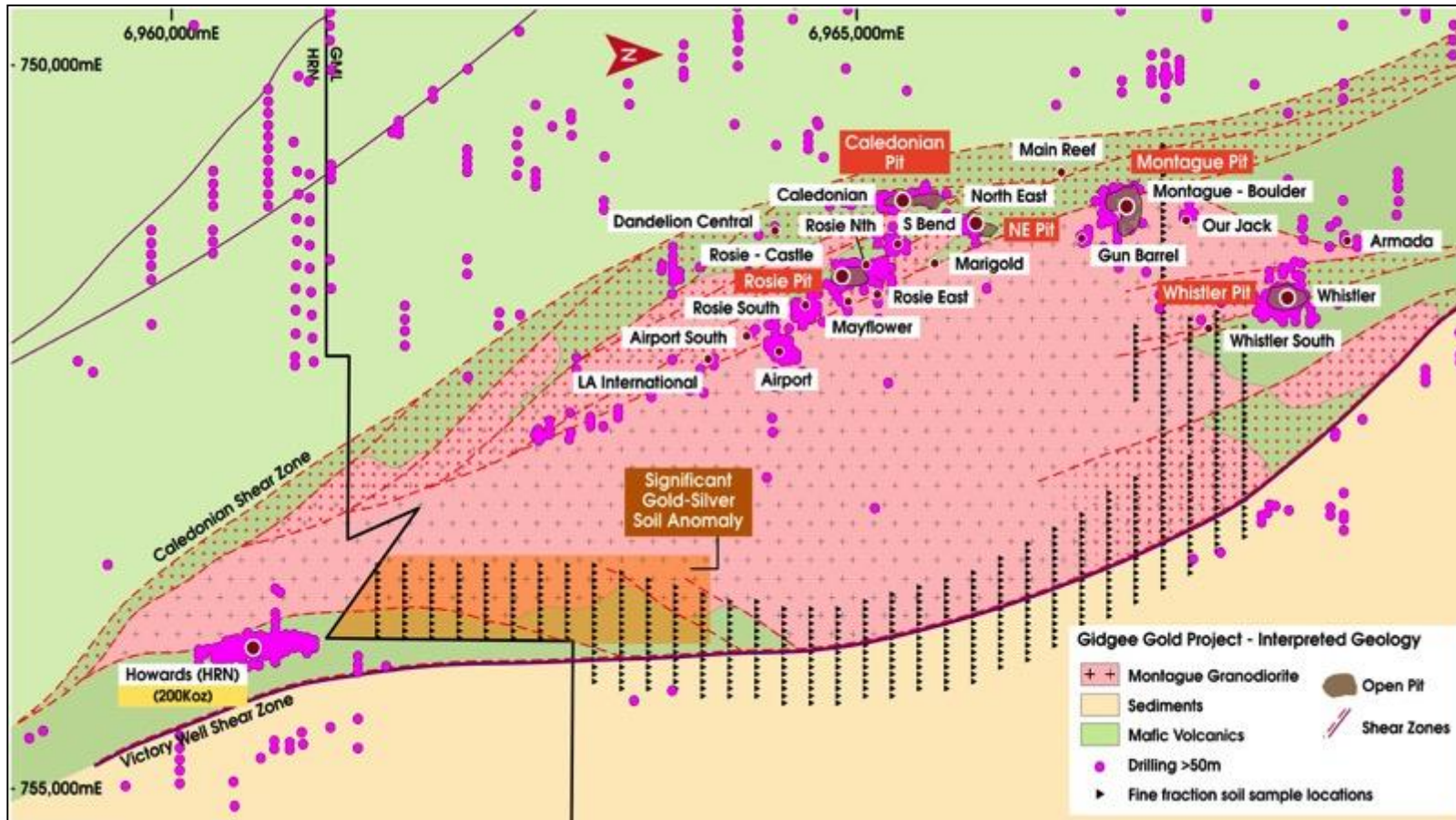
- Large, connected system
- Target contact largely not tested (<30%)
- Taking a broader view to fully understand potential – does it all link together?
- Target rapid resource growth at:
  - **Montague Extensions**
  - **Whistler Extensions**
  - **NE Pit – C2**
  - **Our Jack**
  - **Rosie- S Bend**
- Regional assessment
  - **Eastern Margin**





# Exploration Upside

- Located on the ~10km long highly prospective Eastern Margin
- Immediate along strike of the Howards Deposit (200koz – owned by HRN)
- 1.8km long coincident gold-silver anomaly
- Requires 1<sup>st</sup> pass aircore drill testing





# Regional Setting



## ■ MDI / AME

- 1 March: MDI Offer to acquire AME through \$9.4m merger
- Expanded resource base to support refurbishment of 600ktpa Sandstone Gold Plant located 80km south of Gidgee

## ■ HRN - Care and Maintenance

- Upgraded resource base (844,000koz free-milling gold)

## ■ Active producers and developers

- Ramelius (RMS)      Mt Magnet
- Blackham (BLK)      Wiluna
- Westgold (WGX)      Meekatharra / Cue
- Goldfields Ltd      Agnew







- Identification of a large-scale gold system analogous to the multi-million ounce Granny Smith and King of the Hills Gold Deposits.
- Resource evaluation and exploration opportunities to drive growth.
- Management has a successful track record and is strongly aligned with shareholder interests.
- Program of work over next 6 months:
  - *Expansion of Whistler and Montague Gold Deposit*
  - *Deliver maiden resources*
  - *Exploration to test large-scale potential of Caledonian-Whistler corridor*
  - *More detailed testing of the Eastern Margin*
- Opportunistic Project or Corporate dynamic.







**GATEWAY  
MINING LTD**  
ASX: GML

- Consolidation of well-endowed Gidgee gold tenure in WA
- Never exposed to modern exploration techniques
- Targeting further shallow oxide discoveries and barely-tested potential at depth

Creating value from advanced gold exploration  
in WA

**Corporate Update**  
Peter Langworthy – July 2019