

Deal Name: **Driver Australia Three**

Issuer: Perpetual Corporate Trust Limited (ABN 99 000 341 533)
of Level 18, 123 Pitt Street,
Sydney NSW 2000 Australia
in its capacity as trustee of the Driver Australia Three Trust.

Originator of the Receivables: Volkswagen Financial Services Australia Pty Ltd

Seller of the Receivables: Volkswagen Financial Services Australia Pty Ltd

Servicer name: Volkswagen Financial Services Australia Pty Ltd

Reporting Entity: Volkswagen Financial Services Australia Pty Ltd
ABS Operations
(Physical Address)
Level 1, 24 Muir Road,
Chullora NSW 2190
(Postal Address)
Locked Bag 4002
Chullora NSW 2190

Contact: Phone: +61 2 9751 6257
Fax: +61 2 9695 6399
Email: ABSOperations.Australia@vwfs.com.au

Corporate Service Provider: Perpetual Corporate Trust Limited
(ABN 99 000 341 533)
of Level 18, 123 Pitt Street,
Sydney NSW 2000 Australia in its personal capacity.



Contents

Page	Table of Contents
1	Cover
2	Contents
3	Reporting Details
4	Parties Overview
5	Transaction Events I
6	Transaction Events II
7	Transaction Events III
8	Information regarding the Notes I
9	Information regarding the Notes II
10	Credit Enhancement
11	Swap Fixing / Waterfall
12	CRD Retention / Retention of Net Economic Interest
13	Amortisation Profile I
14	Amortisation Profile II
15	Run Out Schedule I
16	Run Out Schedule II
17	Outstanding Contracts I
19	Outstanding Contracts II
20	Arrears
22	Net Salvage Loss
23	Net Salvage After Recoveries
24	Pool Data I
26	Pool Data II
27	Pool Data III
29	Pool Data IV
31	Pool Data V
33	Pool Data VI
34	Pool Data VII
38	Pool Data VIII
40	Hardship Extensions
41	Engine Type
43	Contract Level Data

Reporting Details

Deal Overview

Pool Cut Date	31/03/2016	Publication Date:	16/10/2019 (16th of each month)
Scheduled Date of Clean-Up-Call	02/2020	Payment Date:	21/10/2019 (21st of each month)
Legal Maturity Date	21/05/2024	Reporting Date:	30/09/2019
Issue Date	28/04/2016	Asset Collection Period:	from 01/09/2019 until 30/09/2019
Period No.:	42	Interest Accrual Period	from 23/09/2019 until 21/10/2019
Reporting frequency:	Monthly	Note Payment Period:	from 23/09/2019 until 21/10/2019
Next Payment Date:	21/11/2019	Days accrued:	28

Vehicle Type at Pool Cut	Number of Contracts	Percentage of Contracts	Outstanding Discounted Receivables Balance	Percentage Outstanding Discounted Receivables Balance
New	13,101	84.55%	509,532,991.72 AUD	88.85%
Used	2,394	15.45%	63,934,761.83 AUD	11.15%
Total	15,495	100.00%	573,467,753.55 AUD	100.00%

Credit Type at Pool Cut	Number of Contracts	Percentage of Contracts	Outstanding Discounted Receivables Balance	Percentage Outstanding Discounted Receivables Balance
Hire Purchase	115	0.74%	2,513,734.59 AUD	0.44%
Chattel Mortgage	9,077	58.58%	370,787,134.21 AUD	64.66%
Consumer Loan	6,303	40.68%	200,166,884.75 AUD	34.90%
Total	15,495	100.00%	573,467,753.55 AUD	100.00%

Parties Overview

<p>Lead Managers:</p> <p>Australia and New Zealand Banking Group Limited (ABN 11 005 357 522) ANZ Tower 242 Pitt Street Sydney, NSW 2000 Australia</p> <p>The Hongkong and Shanghai Banking Corporation Limited, Sydney Branch (ABN 65 117 925 970) Level 10, HSBC Centre 580 George Street Sydney, NSW 2000 Australia</p>	<p>Security Trustee:</p> <p>P.T. Limited (ABN 67 004 454 666) Level 18 123 Pitt Street Sydney NSW 2000 Australia</p>
<p>Trustee:</p> <p>Perpetual Corporate Trust Limited (ABN 99 000 341 533) of Level 18, 123 Pitt Street, Sydney NSW 2000 Australia in its capacity as trustee of the Driver Australia Three Trust.</p>	<p>Trust Manager:</p> <p>Perpetual Nominees Limited (ABN 37 000 733 700) of Level 18, 123 Pitt Street, Sydney NSW 2000 Australia in its capacity as the trust manager for the Driver Australia Three Trust</p>
<p>Sub Trust Manager:</p> <p>Volkswagen Financial Services Australia Pty Limited (ABN 20 097 071 460) Level 1, 24 Muir Road, Chullora, NSW 2190</p>	<p>Account Bank:</p> <p>Australia and New Zealand Banking Group Limited (ABN 11 005 357 522) ANZ Tower 242 Pitt Street Sydney, NSW 2000 Australia</p>
<p>Clearing Systems:</p> <p>Austraclear Limited 30-32 Grosvenor Street. Sydney, NSW 2000</p>	<p>Swap Counterparty:</p> <p>Australia and New Zealand Banking Group Limited (ABN 11 005 357 522) ANZ Tower 242 Pitt Street Sydney, NSW 2000 Australia</p>
<p>Servicer:</p> <p>Volkswagen Financial Services Australia Pty Limited (ABN 20 097 071 460) Level 1, 24 Muir Road, Chullora, NSW 2190 email: ABSOperations.Australia@vwfs.com.au phone: +61 2 9751 6257</p>	<p>Rating Agencies:</p> <p>Fitch Ratings Attn.: Australia Surveillance Level 15, 77 King Street Sydney, NSW 2000 Australia email: australia.surveillance@fitchratings.com</p> <p>Standard & Poor's Attn.: Structured Finance Surveillance Level 45, 120 Collins Street Melbourne, VIC 3000 Australia email: mel_sfsurveillance@spglobal.com</p>

Transaction Events (I)

Clean-Up Call Condition

Percentage of Current Outstanding Discounted Receivables Balance	13.15%	
Min. Percentage of Outstanding Discounted Receivables Balance	10.00%	The Clean-Up-Call Condition is expected to be reached in 02/2020.

Clean-Up Call

VWFS Australia will have the right at its option to exercise a Clean-Up Call and to repurchase all (but not only some) of the Purchased Receivables from the Issuer at any time when the then outstanding Aggregate Discounted Receivables Balance is less than ten (10) per cent. of the Aggregate Cut-off Date Discounted Receivables Balance and, assuming the Transaction Documents are given full effect, all payment obligations under the Notes, including principal and accrued interest, will thereby be fulfilled in accordance with the Order of Priority (the Clean-up Call Conditions).

Repurchase of Receivables	Number of contracts	% of Contracts	Outstanding Discounted Receivables Balance	% of Outstanding Discounted Receivables Balance	Interest Compensation Payment	Re-Purchase Price
Current Period	-	0.00%	- AUD	0.00%	- AUD	- AUD
Previous Periods	-	0.00%	- AUD	0.00%	- AUD	- AUD
Total	-	0.00%	- AUD	0.00%	- AUD	- AUD

If a repurchase of receivables occurred, it would only result from non-eligibility as of the respective Pool Cut Date (which has been discovered at a later stage), a Legitimate Repudiation of a Receivables Contract, a Reloaded Contract or a Flat-Cancelled Contract.

Transaction Party Replacements

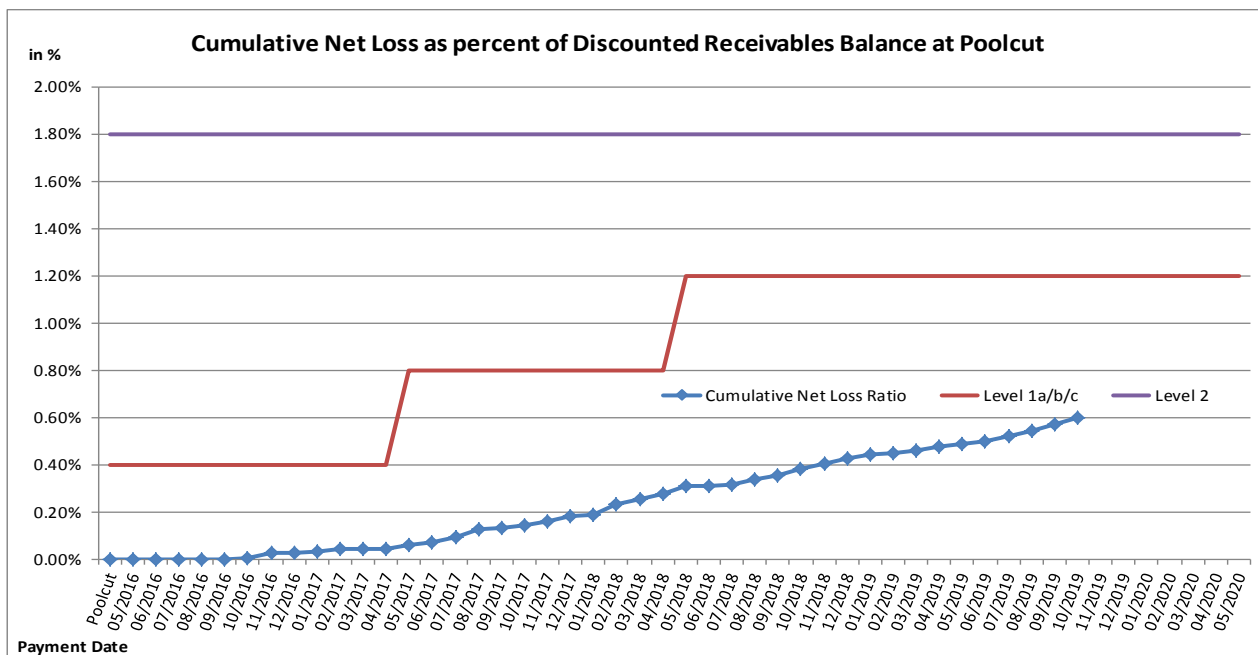
Capacity of Transaction Party	Date of Replacement	Reason for Replacement	Replaced Party	Replaced by

Transaction Events (II)

Credit Enhancement Increase Conditions

Level 1a Credit Enhancement Increase Condition - Cumulative Net Losses do not amount to 0.4% for any Payment Date prior to or during Apr 2017	NO
Level 1b Credit Enhancement Increase Condition - Cumulative Net Losses do not amount to 0.8% for any Payment Date from May 2017 but prior to or during Apr 2018	NO
Level 1c Credit Enhancement Increase Condition - Cumulative Net Losses do not amount to 1.2% for any Payment Date after Apr 2018	NO
Level 2 Credit Enhancement Increase Condition - Cumulative Net Losses do not amount to 1.8% for any Payment Date	NO

Net losses	Net Loss Amount
Net Salvage Loss registered in current Period	148,724.59 AUD
Cumulative Net Salvage Loss incl. current Period	3,420,230.08 AUD
Cumulative Net Salvage Loss as of the End of the Monthly Period	3,420,230.08 AUD
Discounted Balance as of Pool Cut Date	573,467,753.55 AUD
Cumulative Net Loss as percentage of Discounted Receivables Balance at Pool Cut	0.59641%



Transaction Events (III)

Account Bank:

Australia and New Zealand Banking Group Limited

Current Rating *

Minimum required Rating (if no short term Rating available, the higher long term rating is applicable)

or

Fitch			S&P		
Long Term	Short Term	Outlook	Long Term	Short Term	Outlook
AA-	F1+	Negative	AA-	A-1+	Stable
A	F1	-	A	A-1	-
A	F1	-	A+	-	-

If the Account Bank ceases to have the Account Bank Required Rating it shall, at its own cost,

(i) transfer the accounts to an Eligible Collateral Bank, or

(ii) provide a guarantee from an Eligible Guarantor, or

If none of the measures is taken within a given timespan, the Issuer may enter into new banking arrangements at its own initiative with another Account Bank.

(Please refer to the Prospectus for a complete description of the mechanism)

Required Rating:

Fulfilled

Swap Counterparty

Australia and New Zealand Banking Group Limited

Current Rating *

Minimum required Rating - Class A and Class B

or

Fitch			S&P		
Long Term	Short Term	Outlook	Long Term	Short Term	Outlook
AA-	F1+	Negative	AA-	A-1+	Stable
A	F1	-	A	A-1	-
A	F1	-	>A	-	-

If the Swap Bank falls below the above mentioned Minimum Rating (Level I) it shall provide Eligible Credit Support by means of Cash or certain types of Prime Debt Obligations

If the Swap Bank ceases to have the even lower Rating as an Eligible Swap Counterparty (Level II) it shall, at its own cost,

(i) transfer all rights and obligations under the Swap Agreement to another Eligible Swap Partner or

(ii) provide a guarantee from an Eligible Guarantor.

If none of the measures is taken within a given timespan, the Issuer may enter into new arrangements at its own initiative with another Swap Bank.

(Please refer to the Prospectus for a complete description of the mechanism)

Required Rating:

Fulfilled

Servicer

Volkswagen Financial Services Australia Pty Ltd

If the Monthly Remittance Condition is satisfied, VWFS Australia, as the Servicer, is required to pay collections of the Purchased Receivables (including proceeds from the disposition of any Financed Objects) received by it during each Monthly Period into the Distribution Account in a single deposit no later than the Payment Date for that Monthly Period.

If the Monthly Remittance Condition is not met, the Servicer must remit collections received by it in respect of the Purchased Receivables in accordance with the procedure outlined in detail in "ADMINISTRATION OF THE PURCHASED RECEIVABLES UNDER THE SERVICING AGREEMENT - Commingling".

**Monthly
Remittance
Condition:**

Not fulfilled

Information regarding the Notes I

Rating at Issue Date	Class A	Class B
S&P	AAA (sf)	AA- (sf)
Fitch	AAAsf	AA-sf

Current Rating	Class A	Class B
S&P	AAA (sf)	AA (sf)
Fitch	AAAsf	AAAsf

Information on Notes	Class A	Class B
Legal maturity date	21/05/2024	21/05/2024
Scheduled Clean Up Call	Feb 2020	Feb 2020
ISIN:	AU3FN0030474	AU3FN0030482
Common Code:	140060143	140060135
Nominal Amount	100,000.00 AUD	100,000.00 AUD

Information on Interest	Class A	Class B
Spread/ Margin	170 bps	265 bps
Index Rate	1-Month-BBSW	1-Month-BBSW
Fixed/Floating	floating	floating
Current Coupon	1-Month-BBSW + 170	1-Month-BBSW + 265
Day Count Convention	actual/365	actual/365

Information regarding the Notes II

Monthly Period:	09/2019
Payment Date:	21/10/2019
Interest Accrual Period (from/until)	from 23/09/2019 until 21/10/2019
Days accrued	28
Index Rate	1-Month-BBSW
Base Interest Rate:	0.9978%
Day Count Convention	actual/365

Interest Payments	Class A	Class B
Total Interest Amount of the Reporting Period	125,448.48 AUD	18,337.66 AUD
Paid Interest	125,448.48 AUD	18,337.66 AUD

Unpaid Interest	Class A	Class B
Unpaid Interest in the Reporting Period	- AUD	- AUD
Cumulative unpaid Interest	- AUD	- AUD

Note Balance	Class A	Class B
Note Balance as of Poolcut	500,000,000.00 AUD	31,000,000.00 AUD
Note Balance as of the Beginning of the Period	60,616,450.00 AUD	6,553,114.80 AUD
Redemption Amount per Class	4,826,050.00 AUD	521,751.70 AUD
Class Balance as of the End of the Period	55,790,400.00 AUD	6,031,363.10 AUD

Payments to Investors per note	Class A	Class B
Interest Per Note	25.09 AUD	59.15 AUD
Principal Repayment by note	965.21 AUD	1,683.07 AUD
Number of Notes	5,000	310
Note Factor	0.111581	0.194560

Overcollateralisation Percentage	Class A	Class B
Initial OC Percentage at Poolcut	12.8111%	7.4054%
Current OC Percentage	26.0000%	18.0000%
Target OC Percentage	26.0000%	18.0000%

Subordinated Loan	
Balance as of the Beginning of the Period	6,475,724.45 AUD
Redemption	1,121,496.13 AUD
Balance as of the End of the Period	5,354,228.32 AUD

Collateral Loan	
Balance as of the Beginning of the Period	12,616,113.04 AUD
Redemption	- AUD
Balance as of the End of the Period	12,616,113.04 AUD

Issuer Subordinated Notes	
Balance as of the Beginning of the Period	61,083.68 AUD
Issue/(Redemption)	- AUD
Balance as of the End of the Period	61,083.68 AUD

Credit Enhancement

Credit Enhancement as of Poolcut Date	% of Aggregate Discounted Receivables Balance	Value
Class B Note	5.41%	31,000,000.00 AUD
Subordinated Loan	6.41%	36,733,253.55 AUD
Overcollateralisation via Collateral Loan	1.00%	5,734,500.00 AUD
Cash Collateral Account	1.20%	6,881,613.04 AUD

Cash Collateral Account (CCA)	Value	in % of Outstanding Discounted Receivables Balance as of Poolcut Date
Initial Balance at Poolcut	6,881,613.04 AUD	1.20%
Initial Targeted Balance at Poolcut	6,881,613.04 AUD	1.20%
Current Targeted Balance	6,881,613.04 AUD	1.20%
Balance as of the Beginning of the Period	6,881,613.04 AUD	1.20%
Payment from CCA	- AUD	0.00%
Payment to CCA	- AUD	0.00%
Balance as of the End of the Period	6,881,613.04 AUD	1.20%

Calculation of Credit Enhancement

Initially, Driver Australia Three's Credit Enhancement consists of the respective Note Issue in comparison to the Discounted Receivables Balance as of Poolcut, minus any Senior Debt Issuance. This 'Overcollateralisation' (i.e. Credit Enhancement excluding the Cash Collateral Account) is specific for each Note Series and increases with its seniority.

Subsequently, the 'Overcollateralisation' is calculated (as an Overcollateralisation Percentage) on a monthly basis, all on end of month figures. Considering the seniority of the respective Note Series, redemption is made until a Target Overcollateralisation Percentage has been reached. All remaining funds will be used to perform payments in the more junior positions of the Order of Priority.

The Target OC percentages for each Note Class are determined subject to 3 items:

- They will increase in 2 steps in case the Cumulative Net Loss Ratio exceeds a certain level and Credit Enhancement Increase Condition is met.
- They will increase to 100% if the Aggregate Discounted Receivables Balance falls below 10.00% of the Aggregate Discounted Receivables Balance at Cut-Off Date (without a Clean-Up Call being exercised).
- A Foreclosure Event causes the transaction to switch into sequential payment mode, in which case the OC Percentages will not determine the maximum redemption amount and may be exceeded.

In addition, there is the 'General Cash Reserve', in the form of a Cash Collateral Account, which is in principle to the benefit of all Tranches over the entire lifetime of the transaction.

Swap Fixing / Waterfall

Amortising Interest Rate Swap	Class A	Class B
Initial Principal	500,000,000.00 AUD	31,000,000.00 AUD
Underlying Principal for Reporting Period	60,616,450.00 AUD	6,553,114.80 AUD
Paying Leg	Fixed Interest Rate	Fixed Interest Rate
Receiving Leg	Floating Interest Rate	Floating Interest Rate
Net Swap Payments - Net Swap Receipts	66,251.04 AUD	7,601.75 AUD

Available Distribution Amount Calculation	Payment to waterfall position	Remaining Amount
1) i) Available Collections Amount from Contracts	6,789,903.29 AUD	6,789,903.29 AUD
1) ii) Available Collections - Interest on Trust Account	14,607.70 AUD	6,804,510.99 AUD
2) Drawings From Cash Collateral Account	- AUD	6,804,510.99 AUD
3) i) Net Swap Receipts - Class A	- AUD	6,804,510.99 AUD
3) ii) Net Swap Receipts - Class B	- AUD	6,804,510.99 AUD
4) Damages and Indemnity Payments to Issuer	- AUD	6,804,510.99 AUD
5) Other Reimbursement Amounts	- AUD	6,804,510.99 AUD
Remaining Rounding Amount (M-1)	15.60 AUD	6,804,526.59 AUD

Waterfall	Payment to waterfall position	Remaining Amount
Available Distribution Amount	- AUD	6,804,526.59 AUD
1) Trust Beneficiary \$1	(1.00 AUD)	6,804,525.59 AUD
2) Taxes	- AUD	6,804,525.59 AUD
3) Trust Fees & Expenses and Servicer Fees	(84,281.99 AUD)	6,720,243.60 AUD
4. a) Net Swap Payments - Class A Notes	(66,251.04 AUD)	6,653,992.56 AUD
4. b) Net Swap Payments - Class B Notes	(7,601.75 AUD)	6,646,390.81 AUD
5. a) Interest accrued in prev. month - Class A	(125,448.48 AUD)	6,520,942.33 AUD
5. b) Interest Shortfalls from prior months - Class A	- AUD	6,520,942.33 AUD
6. a) Interest accrued in prev. month - Class B	(18,337.66 AUD)	6,502,604.67 AUD
6. b) Interest Shortfalls from prior months - Class B	- AUD	6,502,604.67 AUD
7) Payment to Cash Collateral Account	- AUD	6,502,604.67 AUD
8) Principal Payment - Class A	(4,826,050.00 AUD)	1,676,554.67 AUD
9) Principal Payment - Class B	(521,751.70 AUD)	1,154,802.97 AUD
Remaining Rounding Amount (Current Period)	(34.32 AUD)	1,154,768.65 AUD
10) Penalties, Costs, Expenses, Damages, Losses or Liabilities	- AUD	1,154,768.65 AUD
11) Other Payment to Swap Counterparties	- AUD	1,154,768.65 AUD
12) Subordinated Loan Accrued and Unpaid Interest	(33,272.52 AUD)	1,121,496.13 AUD
13) Subordinated Loan Principal	(1,121,496.13 AUD)	- AUD
14) Collateral Loan Accrued and Unpaid Interest	- AUD	- AUD
15) Collateral Loan Principal	- AUD	- AUD
16) Issuer Subordinated Notes Repayment to VWFSA	- AUD	- AUD
17) Final Service Fee to VWFSA	- AUD	- AUD

CRD Retention / Retention of Net Economic Interest

Retention Amount at Poolcut

Type of Asset	Number of Contracts	Percentage of Contracts	Outstanding Nominal Balance	Percentage of Nominal Balance
Portfolio sold to SPV	15,495	92.91%	644,514,125.30 AUD	92.99%
Retention of VWFSA	1,183	7.09%	48,550,958.24 AUD	7.01%
Total	16,678	100.00%	693,065,083.54 AUD	100.00%

Retention Amounts	
Minimum Retention	34,653,254.18 AUD 5.00%
Actual Retention	48,550,958.24 AUD 7.01%

Retention Amount End of Reporting Period

Type of Asset	Number of Contracts	Percentage of Contracts	Outstanding Nominal Balance	Percentage of Nominal Balance
Portfolio sold to SPV	5,011	92.76%	78,294,782.66 AUD	92.63%
Retention of VWFSA	391	7.24%	6,227,597.61 AUD	7.37%
Total	5,402	100.00%	84,522,380.27 AUD	100.00%

Retention Amounts	
Minimum Retention	4,120,778.03 AUD 5.00%
Actual Retention	6,227,597.61 AUD 7.37%

In its capacity as originator and original lender, VWFSA complies with the retention requirements of a material net economic interest in accordance with option (c) Article 6 (3) (c) Securitisation Regulation.

By adhering to option (c) Article 6 (3) (c) Securitisation Regulation, VWFSA will keep the exposures designated for retention on its balance sheet on an ongoing basis.

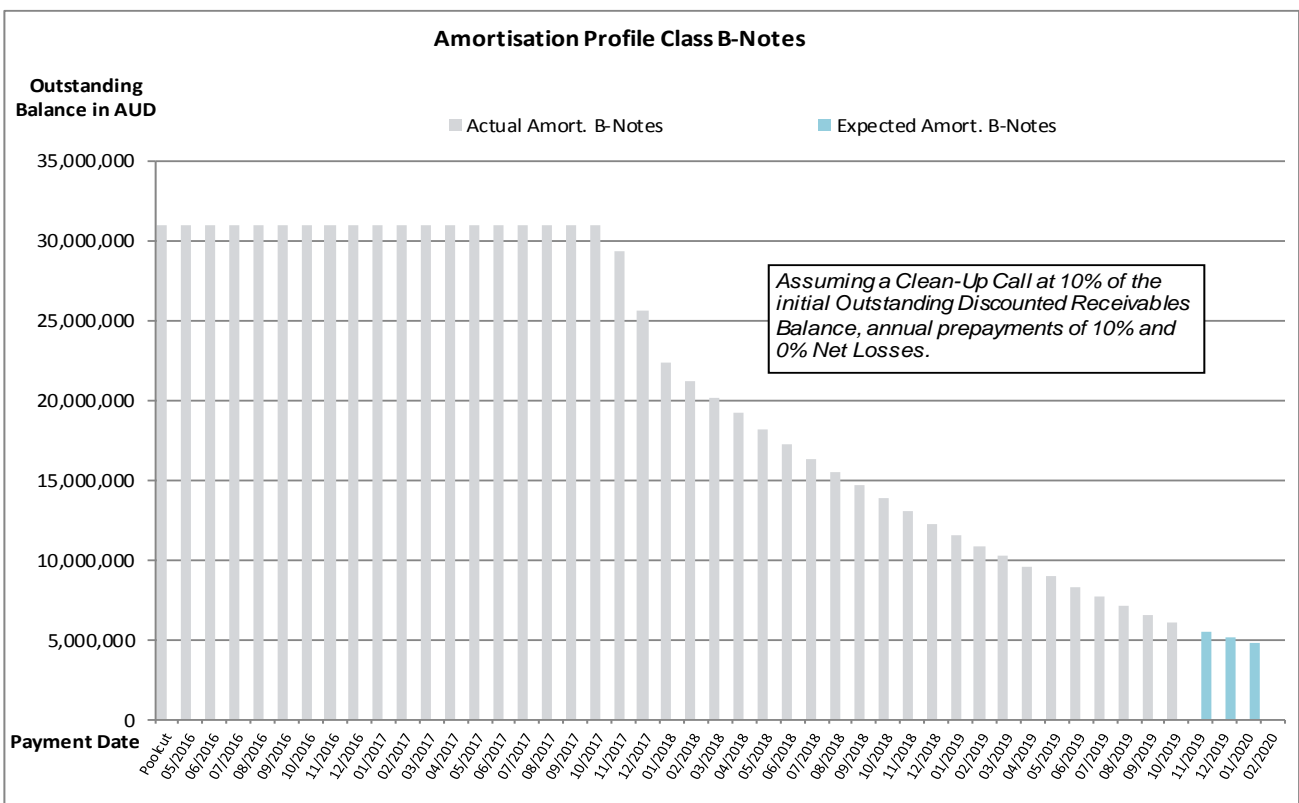
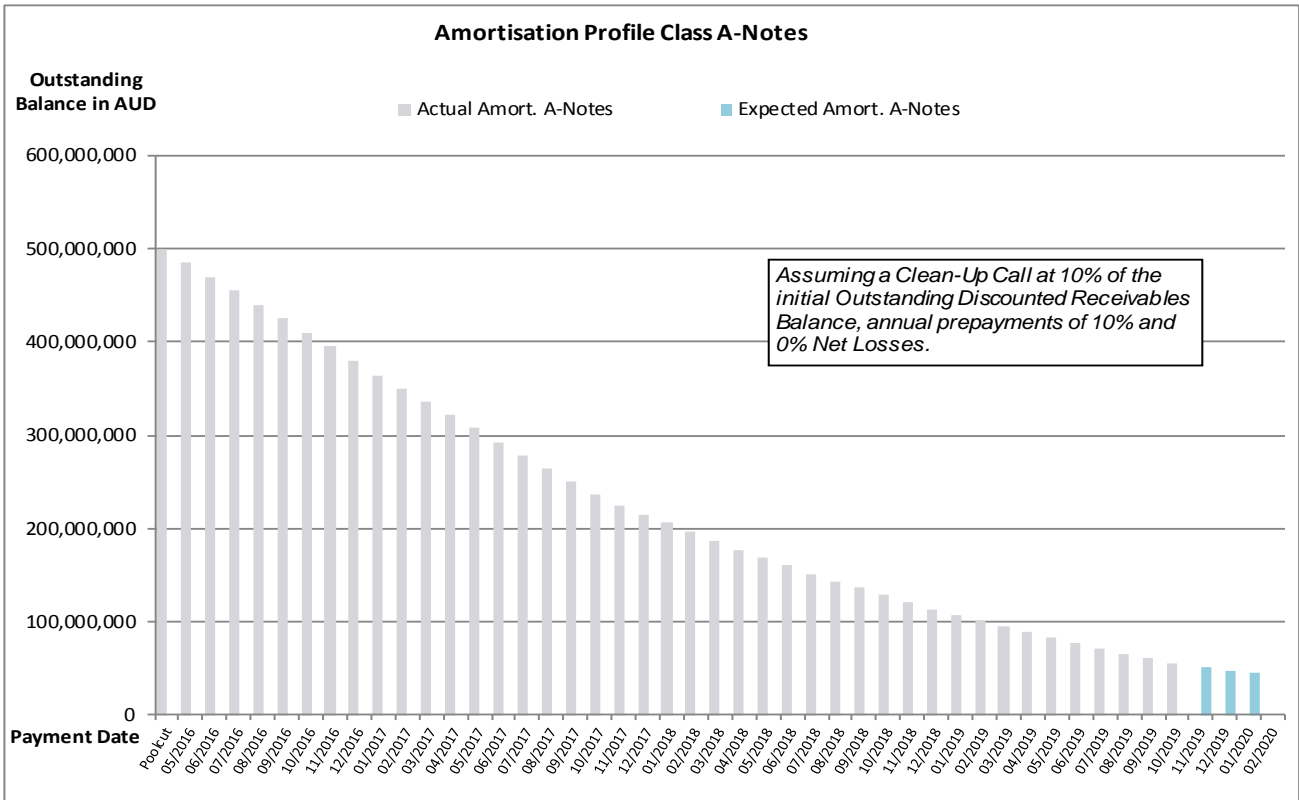
The latest end of month level of retention will be published on a monthly basis within the Investor Report.

Amortisation Profile I

Note Class	Class A		Class B	
	At Closing: 1.75 yrs	Current: 0.38 yrs	At Closing: 2.65 yrs	Current: 0.38 yrs
Payment Date	Actual Note Balance	Forecasted Note Balance	Actual Note Balance	Forecasted Note Balance
Poolcut	500,000,000.00 AUD	- AUD	31,000,000.00 AUD	- AUD
05/2016	485,525,450.00 AUD	- AUD	31,000,000.00 AUD	- AUD
06/2016	470,254,150.00 AUD	- AUD	31,000,000.00 AUD	- AUD
07/2016	454,628,650.00 AUD	- AUD	31,000,000.00 AUD	- AUD
08/2016	439,354,250.00 AUD	- AUD	31,000,000.00 AUD	- AUD
09/2016	424,879,900.00 AUD	- AUD	31,000,000.00 AUD	- AUD
10/2016	409,760,700.00 AUD	- AUD	31,000,000.00 AUD	- AUD
11/2016	394,833,300.00 AUD	- AUD	31,000,000.00 AUD	- AUD
12/2016	379,153,800.00 AUD	- AUD	31,000,000.00 AUD	- AUD
01/2017	364,596,150.00 AUD	- AUD	31,000,000.00 AUD	- AUD
02/2017	350,091,250.00 AUD	- AUD	31,000,000.00 AUD	- AUD
03/2017	336,565,850.00 AUD	- AUD	31,000,000.00 AUD	- AUD
04/2017	321,837,800.00 AUD	- AUD	31,000,000.00 AUD	- AUD
05/2017	308,023,450.00 AUD	- AUD	31,000,000.00 AUD	- AUD
06/2017	292,702,900.00 AUD	- AUD	31,000,000.00 AUD	- AUD
07/2017	277,247,350.00 AUD	- AUD	31,000,000.00 AUD	- AUD
08/2017	264,152,950.00 AUD	- AUD	31,000,000.00 AUD	- AUD
09/2017	249,945,600.00 AUD	- AUD	31,000,000.00 AUD	- AUD
10/2017	235,972,250.00 AUD	- AUD	31,000,000.00 AUD	- AUD
11/2017	224,204,750.00 AUD	- AUD	29,327,212.10 AUD	- AUD
12/2017	214,491,000.00 AUD	- AUD	25,639,036.70 AUD	- AUD
01/2018	205,790,200.00 AUD	- AUD	22,314,196.80 AUD	- AUD
02/2018	196,158,050.00 AUD	- AUD	21,206,250.60 AUD	- AUD
03/2018	186,597,150.00 AUD	- AUD	20,172,661.00 AUD	- AUD
04/2018	177,434,650.00 AUD	- AUD	19,182,111.80 AUD	- AUD
05/2018	168,366,100.00 AUD	- AUD	18,201,721.30 AUD	- AUD
06/2018	159,991,500.00 AUD	- AUD	17,296,347.70 AUD	- AUD
07/2018	151,017,500.00 AUD	- AUD	16,326,202.70 AUD	- AUD
08/2018	143,212,650.00 AUD	- AUD	15,482,429.20 AUD	- AUD
09/2018	135,596,550.00 AUD	- AUD	14,659,072.30 AUD	- AUD
10/2018	128,161,400.00 AUD	- AUD	13,855,248.50 AUD	- AUD
11/2018	120,778,250.00 AUD	- AUD	13,057,079.10 AUD	- AUD
12/2018	113,653,200.00 AUD	- AUD	12,286,831.40 AUD	- AUD
01/2019	106,903,700.00 AUD	- AUD	11,557,147.20 AUD	- AUD
02/2019	100,692,600.00 AUD	- AUD	10,885,637.60 AUD	- AUD
03/2019	94,765,150.00 AUD	- AUD	10,244,839.70 AUD	- AUD
04/2019	88,539,150.00 AUD	- AUD	9,571,767.70 AUD	- AUD
05/2019	82,739,900.00 AUD	- AUD	8,944,826.80 AUD	- AUD
06/2019	76,981,400.00 AUD	- AUD	8,322,312.70 AUD	- AUD
07/2019	71,210,150.00 AUD	- AUD	7,698,394.30 AUD	- AUD
08/2019	65,749,750.00 AUD	- AUD	7,108,052.00 AUD	- AUD
09/2019	60,616,450.00 AUD	- AUD	6,553,114.80 AUD	- AUD
10/2019	55,790,400.00 AUD	- AUD	6,031,363.10 AUD	- AUD
11/2019	-	51,147,803.12 AUD	-	5,529,492.23 AUD
12/2019	-	47,589,238.16 AUD	-	5,144,782.51 AUD
01/2020	-	43,923,597.24 AUD	-	4,748,496.99 AUD
02/2020	-	- AUD	-	- AUD

*Based on the following assumptions: CPR of 10%, Net Losses of 0% and Clean Up Call at 10% of the original outstanding discounted receivables balance

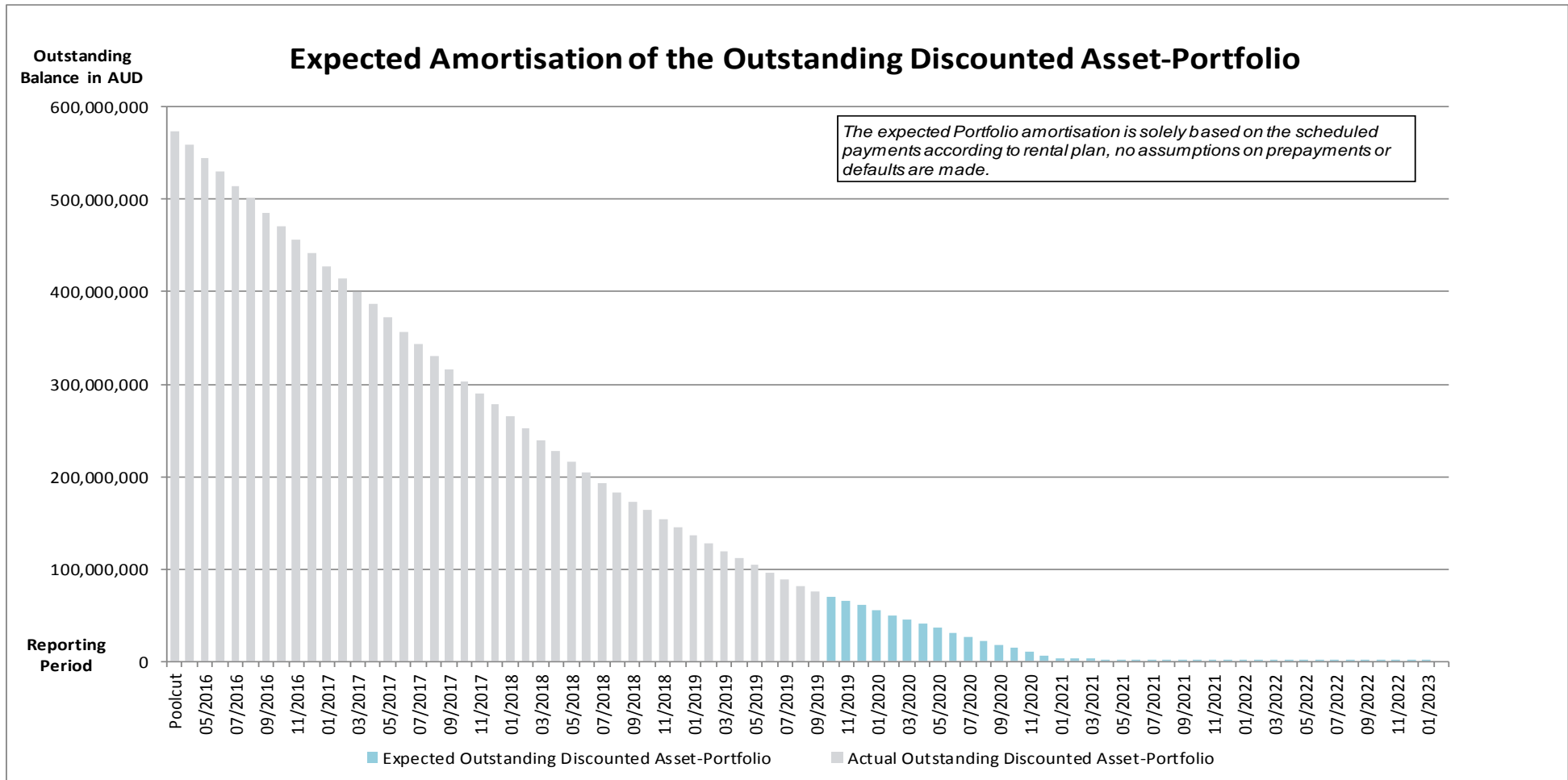
Amortisation Profile II



Run Out Schedule I

End of Collection Period	Interest	Principal	Nominal Instalments
arrears	34,529.46 AUD	1,134,350.39 AUD	1,168,879.85 AUD
10/2019	313,957.52 AUD	4,529,850.28 AUD	4,843,807.80 AUD
11/2019	303,465.18 AUD	4,279,149.51 AUD	4,582,614.69 AUD
12/2019	287,630.23 AUD	4,508,604.56 AUD	4,796,234.79 AUD
01/2020	268,589.33 AUD	6,239,762.84 AUD	6,508,352.17 AUD
02/2020	241,554.46 AUD	5,077,863.80 AUD	5,319,418.26 AUD
03/2020	219,291.84 AUD	4,888,666.83 AUD	5,107,958.67 AUD
04/2020	197,556.04 AUD	4,225,864.67 AUD	4,423,420.71 AUD
05/2020	179,167.11 AUD	4,722,866.41 AUD	4,902,033.52 AUD
06/2020	158,438.19 AUD	4,998,596.46 AUD	5,157,034.65 AUD
07/2020	136,465.78 AUD	3,895,341.01 AUD	4,031,806.79 AUD
08/2020	119,310.52 AUD	4,177,779.26 AUD	4,297,089.78 AUD
09/2020	100,870.77 AUD	4,407,162.28 AUD	4,508,033.05 AUD
10/2020	81,350.87 AUD	3,906,328.03 AUD	3,987,678.90 AUD
11/2020	63,900.31 AUD	3,758,033.43 AUD	3,821,933.74 AUD
12/2020	47,152.14 AUD	4,086,839.77 AUD	4,133,991.91 AUD
01/2021	28,939.31 AUD	3,571,056.15 AUD	3,599,995.46 AUD
02/2021	13,043.49 AUD	228,781.89 AUD	241,825.38 AUD
03/2021	12,120.83 AUD	228,900.72 AUD	241,021.55 AUD
04/2021	11,152.15 AUD	204,965.73 AUD	216,117.88 AUD
05/2021	10,265.21 AUD	248,819.38 AUD	259,084.59 AUD
06/2021	9,210.17 AUD	162,202.27 AUD	171,412.44 AUD
07/2021	8,485.50 AUD	157,432.48 AUD	165,917.98 AUD
08/2021	7,805.80 AUD	151,781.41 AUD	159,587.21 AUD
09/2021	7,127.48 AUD	149,419.88 AUD	156,547.36 AUD
10/2021	6,459.82 AUD	146,909.17 AUD	153,368.99 AUD
11/2021	5,832.93 AUD	142,914.39 AUD	148,747.32 AUD
12/2021	5,194.36 AUD	141,441.99 AUD	146,636.35 AUD
01/2022	4,562.18 AUD	135,274.37 AUD	139,836.55 AUD
02/2022	3,957.64 AUD	126,594.95 AUD	130,552.59 AUD
03/2022	3,391.94 AUD	115,220.76 AUD	118,612.70 AUD
04/2022	2,877.03 AUD	121,849.75 AUD	124,726.78 AUD
05/2022	2,332.18 AUD	100,056.40 AUD	102,388.58 AUD
06/2022	1,885.04 AUD	93,519.23 AUD	95,404.27 AUD
07/2022	1,467.06 AUD	78,823.58 AUD	80,290.64 AUD
08/2022	1,114.73 AUD	70,959.47 AUD	72,074.20 AUD
09/2022	797.53 AUD	59,459.02 AUD	60,256.55 AUD
10/2022	531.79 AUD	45,081.35 AUD	45,613.14 AUD
11/2022	330.28 AUD	35,283.54 AUD	35,613.82 AUD
12/2022	172.51 AUD	23,014.55 AUD	23,187.06 AUD
01/2023	69.61 AUD	10,664.17 AUD	10,733.78 AUD
02/2023	21.93 AUD	2,211.04 AUD	2,232.97 AUD
03/2023	12.06 AUD	2,220.39 AUD	2,232.45 AUD
04/2023	2.11 AUD	472.68 AUD	474.79 AUD
05/2023	- AUD	- AUD	- AUD
Total	2,902,392.42 AUD	75,392,390.24 AUD	78,294,782.66 AUD

Run Out Schedule II



Outstanding Contracts I - Overview

Total Portfolio as of Poolcut Date			Product Type					
Contract Status Development	Number of Contracts	Outstanding Discounted Receivables Balance	Hire Purchase		Chattel Mortgage		Consumer Loan	
			Number of Contracts	Outstanding Discounted Receivables Balance	Number of Contracts	Outstanding Discounted Receivables Balance	Number of Contracts	Outstanding Discounted Receivables Balance
Normal	15,495	573,467,753.55 AUD	115	2,513,734.59 AUD	9,077	370,787,134.21 AUD	6,303	200,166,884.75 AUD
In Advance	-	- AUD	-	- AUD	-	- AUD	-	- AUD
In Arrears	-	- AUD	-	- AUD	-	- AUD	-	- AUD
Paid out/Matured	-	- AUD	-	- AUD	-	- AUD	-	- AUD
Early Payout	-	- AUD	-	- AUD	-	- AUD	-	- AUD
Gross Salvage	-	- AUD	-	- AUD	-	- AUD	-	- AUD
Net Salvage	-	- AUD	-	- AUD	-	- AUD	-	- AUD
Total	15,495	573,467,753.55 AUD	115	2,513,734.59 AUD	9,077	370,787,134.21 AUD	6,303	200,166,884.75 AUD

Total Portfolio as of Previous Month			Product Type					
Contract Status Development	Number of Contracts	Outstanding Discounted Receivables Balance	Hire Purchase		Chattel Mortgage		Consumer Loan	
			Number of Contracts	Outstanding Discounted Receivables Balance	Number of Contracts	Outstanding Discounted Receivables Balance	Number of Contracts	Outstanding Discounted Receivables Balance
Normal	4,669	72,440,042.60 AUD	3	34,593.14 AUD	2,732	48,941,645.54 AUD	1,934	23,463,803.92 AUD
In Advance	301	3,793,716.89 AUD	1	459.74 AUD	129	2,061,700.25 AUD	171	1,731,556.90 AUD
In Arrears	257	5,183,627.33 AUD	3	55,911.00 AUD	171	3,696,578.23 AUD	83	1,431,138.10 AUD
Paid out/Matured	3,082	- AUD	62	- AUD	1,804	- AUD	1,216	- AUD
Early Payout	6,993	- AUD	42	- AUD	4,104	- AUD	2,847	- AUD
Gross Salvage	22	496,715.23 AUD	-	- AUD	16	281,634.22 AUD	6	215,081.01 AUD
Net Salvage	171	3,213,231.09 AUD	4	7,310.08 AUD	121	2,441,290.87 AUD	46	764,630.14 AUD
Total	15,495	85,127,333.14 AUD	115	98,273.96 AUD	9,077	57,422,849.11 AUD	6,303	27,606,210.07 AUD

Total Portfolio as of Current Reporting Period			Product Type					
Contract Status Development	Number of Contracts	Outstanding Discounted Receivables Balance	Hire Purchase		Chattel Mortgage		Consumer Loan	
			Number of Contracts	Outstanding Discounted Receivables Balance	Number of Contracts	Outstanding Discounted Receivables Balance	Number of Contracts	Outstanding Discounted Receivables Balance
Normal	4,463	66,819,424.95 AUD	5	64,096.13 AUD	2,594	45,076,170.73 AUD	1,864	21,679,158.09 AUD
In Advance	279	3,462,566.64 AUD	1	459.74 AUD	120	1,927,573.09 AUD	158	1,534,533.81 AUD
In Arrears	253	4,774,780.77 AUD	1	20,465.40 AUD	176	3,404,374.47 AUD	76	1,349,940.90 AUD
Paid out/Matured	3,178	- AUD	62	- AUD	1,857	- AUD	1,259	- AUD
Early Payout	7,127	- AUD	42	- AUD	4,192	- AUD	2,893	- AUD
Gross Salvage	16	335,617.88 AUD	-	- AUD	12	186,854.02 AUD	4	148,763.86 AUD
Net Salvage	179	3,359,145.57 AUD	4	7,310.08 AUD	126	2,515,646.80 AUD	49	836,188.69 AUD
Total	15,495	78,751,535.81 AUD	115	92,331.35 AUD	9,077	53,110,619.11 AUD	6,303	25,548,585.35 AUD

Outstanding Contracts I - Overview

Total Portfolio as of Poolcut Date			Balloon				Type of Car			
Contract Status Development	Number of Contracts	Outstanding Discounted Receivables Balance	Balloon		No Balloon		New Vehicle		Used Vehicle	
			Number of Contracts	Outstanding Discounted Receivables Balance	Number of Contracts	Outstanding Discounted Receivables Balance	Number of Contracts	Outstanding Discounted Receivables Balance	Number of Contracts	Outstanding Discounted Receivables Balance
Normal	15,495	573,467,753.55 AUD	6,858	325,554,903.07 AUD	8,637	247,912,850.48 AUD	13,101	509,532,991.72 AUD	2,394	63,934,761.83 AUD
In Advance	-	- AUD	-	- AUD	-	- AUD	-	- AUD	-	- AUD
In Arrears	-	- AUD	-	- AUD	-	- AUD	-	- AUD	-	- AUD
Paid out/Matured	-	- AUD	-	- AUD	-	- AUD	-	- AUD	-	- AUD
Early Payout	-	- AUD	-	- AUD	-	- AUD	-	- AUD	-	- AUD
Gross Salvage	-	- AUD	-	- AUD	-	- AUD	-	- AUD	-	- AUD
Net Salvage	-	- AUD	-	- AUD	-	- AUD	-	- AUD	-	- AUD
Total	15,495	573,467,753.55 AUD	6,858	325,554,903.07 AUD	8,637	247,912,850.48 AUD	13,101	509,532,991.72 AUD	2,394	63,934,761.83 AUD

Total Portfolio as of Previous Month			Balloon				Type of Car			
Contract Status Development	Number of Contracts	Outstanding Discounted Receivables Balance	Balloon		No Balloon		New Vehicle		Used Vehicle	
			Number of Contracts	Outstanding Discounted Receivables Balance	Number of Contracts	Outstanding Discounted Receivables Balance	Number of Contracts	Outstanding Discounted Receivables Balance	Number of Contracts	Outstanding Discounted Receivables Balance
Normal	4,669	72,440,042.60 AUD	2,106	52,082,219.21 AUD	2,563	20,357,823.39 AUD	4,120	66,685,671.97 AUD	549	5,754,370.63 AUD
In Advance	301	3,793,716.89 AUD	121	2,274,583.16 AUD	180	1,519,133.73 AUD	258	3,481,076.93 AUD	43	312,639.96 AUD
In Arrears	257	5,183,627.33 AUD	154	4,068,712.13 AUD	103	1,114,915.20 AUD	203	4,437,310.75 AUD	54	746,316.58 AUD
Paid out/Matured	3,082	- AUD	1,050	- AUD	2,032	- AUD	2,528	- AUD	554	- AUD
Early Payout	6,993	- AUD	3,316	- AUD	3,677	- AUD	5,853	- AUD	1,140	- AUD
Gross Salvage	22	496,715.23 AUD	16	394,902.67 AUD	6	101,812.56 AUD	17	374,441.10 AUD	5	122,274.13 AUD
Net Salvage	171	3,213,231.09 AUD	95	2,201,923.29 AUD	76	1,011,307.80 AUD	122	2,491,351.61 AUD	49	721,879.48 AUD
Total	15,495	85,127,333.14 AUD	6,858	61,022,340.46 AUD	8,637	24,104,992.68 AUD	13,101	77,469,852.36 AUD	2,394	7,657,480.78 AUD

Total Portfolio as of Current Reporting Period			Balloon				Type of Car			
Contract Status Development	Number of Contracts	Outstanding Discounted Receivables Balance	Balloon		No Balloon		New Vehicle		Used Vehicle	
			Number of Contracts	Outstanding Discounted Receivables Balance	Number of Contracts	Outstanding Discounted Receivables Balance	Number of Contracts	Outstanding Discounted Receivables Balance	Number of Contracts	Outstanding Discounted Receivables Balance
Normal	4,463	66,819,424.95 AUD	2,002	48,442,513.96 AUD	2,461	18,376,910.99 AUD	3,935	61,486,003.64 AUD	528	5,333,421.31 AUD
In Advance	279	3,462,566.64 AUD	110	2,096,953.25 AUD	169	1,365,613.39 AUD	239	3,145,081.84 AUD	40	317,484.80 AUD
In Arrears	253	4,774,780.77 AUD	148	3,749,565.09 AUD	105	1,025,215.68 AUD	206	4,248,377.17 AUD	47	526,403.60 AUD
Paid out/Matured	3,178	- AUD	1,091	- AUD	2,087	- AUD	2,612	- AUD	566	- AUD
Early Payout	7,127	- AUD	3,396	- AUD	3,731	- AUD	5,969	- AUD	1,158	- AUD
Gross Salvage	16	335,617.88 AUD	11	253,560.01 AUD	5	82,057.87 AUD	12	262,961.90 AUD	4	72,655.98 AUD
Net Salvage	179	3,359,145.57 AUD	100	2,321,224.65 AUD	79	1,037,920.92 AUD	128	2,582,750.38 AUD	51	776,395.19 AUD
Total	15,495	78,751,535.81 AUD	6,858	56,863,816.96 AUD	8,637	21,887,718.85 AUD	13,101	71,725,174.93 AUD	2,394	7,026,360.88 AUD

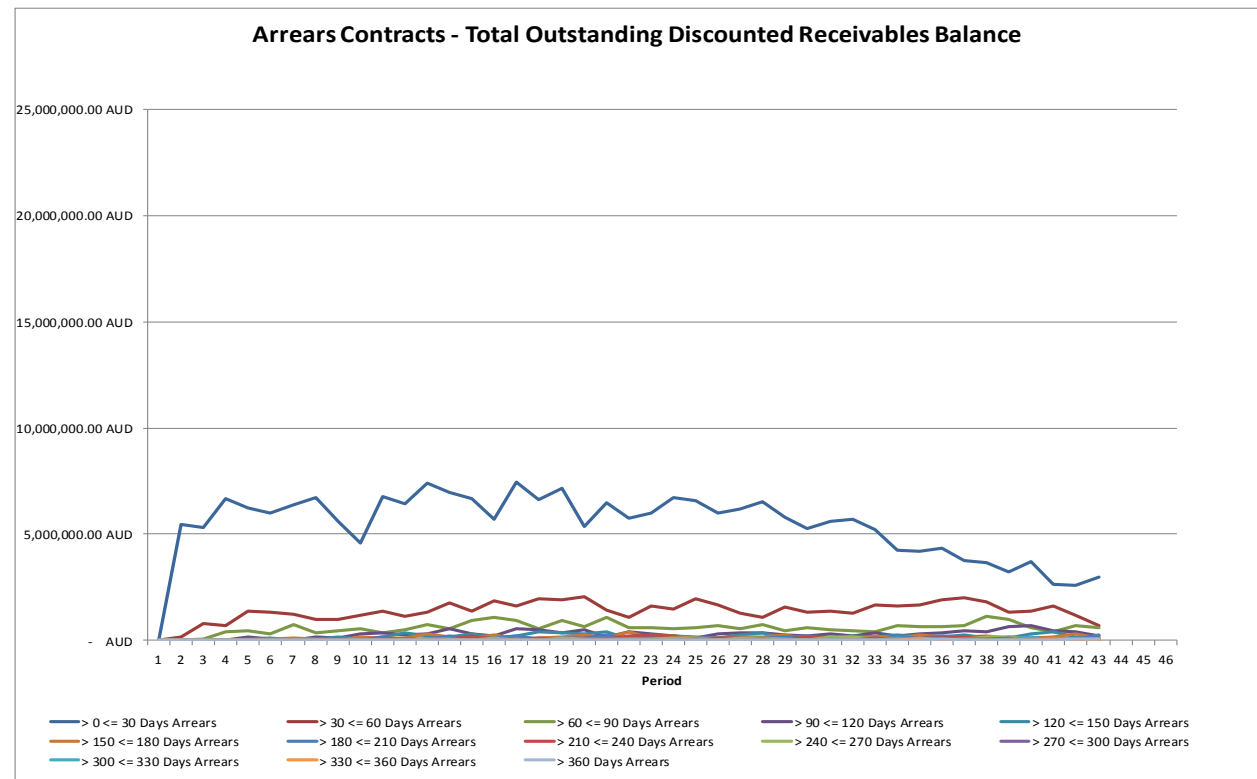
Outstanding Contracts II - Collections

Collections This Reporting Month by Status	Change in Contract Statuses From Last Month	Number of Contracts This Month	Collections
Normal	(206)	4,463	3,467,260.81 AUD
In Advance	(22)	279	244,112.57 AUD
In Arrears	(4)	253	226,952.76 AUD
Paid out/Matured	96	3,178	552,735.65 AUD
Early Payout	134	7,127	2,219,216.36 AUD
Gross Salvage	(6)	16	30,307.37 AUD
Net Salvage	8	179	49,317.77 AUD
Total	-	15,495	6,789,903.29 AUD

Development of Pool within Reporting Period	Number of Active Contracts	Total Number of Contracts	Collection Variations	Outstanding Nominal Balance
Beginning of Period	5,249	15,495		85,248,728.96 AUD
Scheduled Collections For Contracts Active This Period			4,713,073.36 AUD	4,713,073.36 AUD
Collections Variations From Normal Contracts This Period			37,752.07 AUD	
Collection Variations From Contracts Paying Out Early This Period			1,797,442.67 AUD	
Collection Variations From Contracts Paying Out/Maturing This Period			384,832.77 AUD	
Collection Variations from Contracts in Advance This Period			199,834.95 AUD	
Collection Variations from Contract In Arrears This Period			(425,812.16 AUD)	
Collection Variations from Contracts Going Into Gross Salvage This Period			19,731.52 AUD	
Collection Variations from Contracts Going Into Net Salvage This Period			48,250.37 AUD	
Other Variations From Scheduled Collections This Period			- AUD	
<i>Instalment Collection Variations</i>			2,062,032.19 AUD	2,062,032.19 AUD
Contract Fees Collected This Period			15,881.20 AUD	
Interest Compensation Collections This Period			(1,083.46 AUD)	
<i>Non Instalment Collection Variations</i>			14,797.74 AUD	
Actual Collections For Contracts Active This Period			6,789,903.29 AUD	
Number of Contracts Paid Out Early This Month	134			
Number of Contracts Paid Out/Matured This Month	96			
Number of Contracts Into Net Salvage This Month	8			
Repurchased Contracts	-	-		
Less Recoveries After Net Salvage				(26,762.29 AUD)
Reduced Nominal Balance Due to Unpaid Rental At Net Salvage				152,586.31 AUD
Reduced Nominal Balance Due to Unpaid Rental At Early Payout				59,421.13 AUD
Reduced Nominal Balance Due to Other				(6,404.40 AUD)
End of Period	5,011	15,495		78,294,782.66 AUD

Arrears Contracts

Total Portfolio					Product Type					
Days in Arrears	Number of Contracts	Number of Contracts (%)	Outstanding Discounted Receivables Balance	Outstanding Discounted Receivables Balance (%)	Hire Purchase		Chattel Mortgage		Consumer Loan	
					Number of Contracts	Outstanding Discounted Receivables Balance	Number of Contracts	Outstanding Discounted Receivables Balance	Number of Contracts	Outstanding Discounted Receivables Balance
> 0 <= 30	156	3.11%	2,968,126.55 AUD	3.94%	-	- AUD	106	2,044,129.57 AUD	50	923,996.98 AUD
> 30 <= 60	47	0.94%	698,507.53 AUD	0.93%	1	20,465.40 AUD	30	421,124.66 AUD	16	256,917.47 AUD
> 60 <= 90	29	0.58%	573,362.08 AUD	0.76%	-	- AUD	24	447,113.30 AUD	5	126,248.78 AUD
> 90 <= 120	11	0.22%	211,996.01 AUD	0.28%	-	- AUD	7	162,550.79 AUD	4	49,445.22 AUD
> 120 <= 150	5	0.10%	116,086.99 AUD	0.15%	-	- AUD	4	88,268.58 AUD	1	27,818.41 AUD
> 150 <= 180	5	0.10%	89,349.92 AUD	0.12%	-	- AUD	3	44,821.22 AUD	2	44,528.70 AUD
> 180 <= 210	5	0.10%	246,581.31 AUD	0.33%	-	- AUD	5	246,581.31 AUD	-	- AUD
> 210 <= 240	4	0.08%	51,220.47 AUD	0.07%	-	- AUD	3	29,923.83 AUD	1	21,296.64 AUD
> 240 <= 270	2	0.04%	47,094.58 AUD	0.06%	-	- AUD	2	47,094.58 AUD	-	- AUD
> 270 <= 300	-	0.00%	- AUD	0.00%	-	- AUD	-	- AUD	-	- AUD
> 300 <= 330	1	0.02%	8,959.96 AUD	0.01%	-	- AUD	1	8,959.96 AUD	-	- AUD
> 330 <= 360	-	0.00%	- AUD	0.00%	-	- AUD	-	- AUD	-	- AUD
> 360	1	0.02%	48,452.56 AUD	0.06%	-	- AUD	-	- AUD	1	48,452.56 AUD
Total	266	5.31%	5,059,737.96 AUD	6.71%	1	20,465.40 AUD	185	3,540,567.80 AUD	80	1,498,704.76 AUD



Arrears Contracts

Total Portfolio					Balloon				Vehicle Status			
Days in Arrears	Number of Contracts	Number of Contracts (%)	Outstanding Discounted Receivables Balance	Outstanding Discounted Receivables Balance (%)	Balloon		No Balloon		New		Used	
					Number of Contracts	Outstanding Discounted Receivables Balance	Number of Contracts	Outstanding Discounted Receivables Balance	Number of Contracts	Outstanding Discounted Receivables Balance	Number of Contracts	Outstanding Discounted Receivables Balance
> 0 <= 30	156	3.11%	2,968,126.55 AUD	3.94%	92	2,304,406.31 AUD	64	663,720.24 AUD	128	2,625,112.94 AUD	28	343,013.61 AUD
> 30 <= 60	47	0.94%	698,507.53 AUD	0.93%	23	498,888.87 AUD	24	199,618.66 AUD	37	597,807.85 AUD	10	100,699.68 AUD
> 60 <= 90	29	0.58%	573,362.08 AUD	0.76%	20	463,148.46 AUD	9	110,213.62 AUD	22	473,345.88 AUD	7	100,016.20 AUD
> 90 <= 120	11	0.22%	211,996.01 AUD	0.28%	7	185,206.43 AUD	4	26,789.58 AUD	9	197,342.44 AUD	2	14,653.57 AUD
> 120 <= 150	5	0.10%	116,086.99 AUD	0.15%	3	80,409.45 AUD	2	35,677.54 AUD	5	116,086.99 AUD	-	- AUD
> 150 <= 180	5	0.10%	89,349.92 AUD	0.12%	3	68,174.42 AUD	2	21,175.50 AUD	5	89,349.92 AUD	-	- AUD
> 180 <= 210	5	0.10%	246,581.31 AUD	0.33%	4	237,793.36 AUD	1	8,787.95 AUD	4	237,793.36 AUD	1	8,787.95 AUD
> 210 <= 240	4	0.08%	51,220.47 AUD	0.07%	1	16,763.02 AUD	3	34,457.45 AUD	2	26,164.91 AUD	2	25,055.56 AUD
> 240 <= 270	2	0.04%	47,094.58 AUD	0.06%	2	47,094.58 AUD	-	- AUD	2	47,094.58 AUD	-	- AUD
> 270 <= 300	-	0.00%	- AUD	0.00%	-	- AUD	-	- AUD	-	- AUD	-	- AUD
> 300 <= 330	1	0.02%	8,959.96 AUD	0.01%	1	8,959.96 AUD	-	- AUD	1	8,959.96 AUD	-	- AUD
> 330 <= 360	-	0.00%	- AUD	0.00%	-	- AUD	-	- AUD	-	- AUD	-	- AUD
> 360	1	0.02%	48,452.56 AUD	0.06%	1	48,452.56 AUD	-	- AUD	1	48,452.56 AUD	-	- AUD
Total	266	5.31%	5,059,737.96 AUD	6.71%	157	3,959,297.42 AUD	109	1,100,440.54 AUD	216	4,467,511.39 AUD	50	592,226.57 AUD

Net Salvage Loss

Net Salvage Loss This Period			
Product Type	Type of Car	Number of Contracts	Net Salvage Loss
Hire Purchase	New	-	- AUD
	Used	-	- AUD
Total Hire Purchase		-	- AUD
Chattel Mortgage	New	5	75,425.41 AUD
	Used	-	- AUD
Total Chattel Mortgage		5	75,425.41 AUD
Consumer Loan	New	1	17,042.84 AUD
	Used	2	56,256.34 AUD
Total Consumer Loan		3	73,299.18 AUD
Total		8	148,724.59 AUD

Cumulative Net Salvage Loss as of the End of the Monthly Period	3,420,230.08 AUD
Outstanding Discounted Receivables Balance at Poolcut	573,467,753.55 AUD
Cumulative Net Loss Ratio	0.59641%

Monthly Period	Per Period		Cumulative Net Salvage Loss	
	Number of Contracts	Net Salvage Loss	Number of Contracts	Net Salvage Loss
04/2016	-	- AUD	-	- AUD
05/2016	-	- AUD	-	- AUD
06/2016	-	- AUD	-	- AUD
07/2016	-	- AUD	-	- AUD
08/2016	-	- AUD	-	- AUD
09/2016	2	26,827.09 AUD	2	26,827.09 AUD
10/2016	3	133,799.67 AUD	5	160,626.76 AUD
11/2016	-	- AUD	5	160,626.76 AUD
12/2016	2	27,404.67 AUD	7	188,031.43 AUD
01/2017	3	50,916.89 AUD	10	238,948.32 AUD
02/2017	1	12,659.49 AUD	11	251,607.81 AUD
03/2017	1	- AUD	12	251,607.81 AUD
04/2017	5	93,784.96 AUD	17	345,392.77 AUD
05/2017	3	61,919.44 AUD	20	407,312.21 AUD
06/2017	4	109,627.19 AUD	24	516,939.40 AUD
07/2017	7	204,624.62 AUD	31	721,564.02 AUD
08/2017	3	23,412.99 AUD	34	744,977.01 AUD
09/2017	4	69,611.65 AUD	38	814,588.66 AUD
10/2017	3	82,421.54 AUD	41	897,010.20 AUD
11/2017	5	132,811.37 AUD	46	1,029,821.57 AUD
12/2017	2	43,654.04 AUD	48	1,073,475.61 AUD
01/2018	9	249,906.14 AUD	57	1,323,381.75 AUD
02/2018	7	133,326.46 AUD	64	1,456,708.21 AUD
03/2018	5	118,999.45 AUD	69	1,575,707.66 AUD
04/2018	11	208,581.46 AUD	80	1,784,289.12 AUD
05/2018	-	- AUD	80	1,784,289.12 AUD
06/2018	2	3,182.80 AUD	82	1,787,471.92 AUD
07/2018	6	151,456.34 AUD	88	1,938,928.26 AUD
08/2018	6	75,798.17 AUD	94	2,014,726.43 AUD
09/2018	8	163,402.84 AUD	102	2,178,129.27 AUD
10/2018	6	136,344.79 AUD	108	2,314,474.06 AUD
11/2018	6	125,907.27 AUD	114	2,440,381.33 AUD
12/2018	7	104,949.79 AUD	121	2,545,331.12 AUD
01/2019	2	25,216.11 AUD	123	2,570,547.23 AUD
02/2019	3	54,811.14 AUD	126	2,625,358.37 AUD
03/2019	5	95,642.52 AUD	131	2,721,000.89 AUD
04/2019	2	57,872.71 AUD	133	2,778,873.60 AUD
05/2019	4	87,831.23 AUD	137	2,866,704.83 AUD
06/2019	13	128,605.34 AUD	150	2,995,310.17 AUD
07/2019	9	101,077.26 AUD	159	3,096,387.43 AUD
08/2019	12	175,118.06 AUD	171	3,271,505.49 AUD
09/2019	8	148,724.59 AUD	179	3,420,230.08 AUD
10/2019	-	- AUD	-	- AUD
11/2019	-	- AUD	-	- AUD
12/2019	-	- AUD	-	- AUD
01/2020	-	- AUD	-	- AUD
02/2020	-	- AUD	-	- AUD
Total	179	3,420,230.08 AUD		

Net Salvage After Recoveries

Net Salvaged Contracts						
Product Type	Vehicle Status	Number of Contracts	Gross Salvage Loss	Net Salvage Loss	Recoveries After Net Salvage	Net Salvage Loss After Recoveries
Hire Purchase	New	1	825.92 AUD	825.92 AUD	343.24 AUD	482.68 AUD
	Used	3	17,919.11 AUD	6,495.65 AUD	4,862.61 AUD	1,633.04 AUD
Total Hire Purchase		4	18,745.03 AUD	7,321.57 AUD	5,205.85 AUD	2,115.72 AUD
Chattel Mortgage	New	94	3,347,411.94 AUD	2,077,702.32 AUD	299,952.45 AUD	1,777,749.87 AUD
	Used	32	707,255.25 AUD	490,880.43 AUD	87,010.98 AUD	403,869.45 AUD
Total Chattel Mortgage		126	4,054,667.19 AUD	2,568,582.75 AUD	386,963.43 AUD	2,181,619.32 AUD
Consumer Loan	New	33	1,034,524.35 AUD	551,882.61 AUD	22,936.65 AUD	528,945.96 AUD
	Used	16	379,884.87 AUD	292,443.15 AUD	17,114.07 AUD	275,329.08 AUD
Total Consumer Loan		49	1,414,409.22 AUD	844,325.76 AUD	40,050.72 AUD	804,275.04 AUD
Total		179	5,487,821.44 AUD	3,420,230.08 AUD	432,220.00 AUD	2,988,010.08 AUD

Pool Data I

Down Payments

Total Portfolio						Product Type					
Down Payment	Number of Contracts	Percentage of Contracts	Outstanding Discounted Receivables Balance	Percentage of Balance	Down Payment/ Purchase Price in %	Hire Purchase		Chattel Mortgage		Consumer Loan	
						Number of Contracts	Outstanding Discounted Receivables Balance	Number of Contracts	Outstanding Discounted Receivables Balance	Number of Contracts	Outstanding Discounted Receivables Balance
No Down Payment	1,573	31.39%	26,749,637.13 AUD	35.48%	0.00%	5	64,603.25 AUD	1,010	19,050,389.50 AUD	558	7,634,644.38 AUD
0.01 - 10,000.00	2,562	51.13%	35,105,813.12 AUD	46.56%	9.09%	1	18,148.57 AUD	1,385	21,882,501.87 AUD	1,176	13,205,162.68 AUD
10,000.01 - 20,000.00	584	11.65%	8,496,507.37 AUD	11.27%	27.23%	1	2,269.45 AUD	341	6,123,482.55 AUD	242	2,370,755.37 AUD
20,000.01 - 30,000.00	192	3.83%	2,950,419.37 AUD	3.91%	37.86%	-	- AUD	109	2,060,978.22 AUD	83	889,441.15 AUD
30,000.01 - 40,000.00	48	0.96%	854,998.39 AUD	1.13%	45.56%	-	- AUD	26	602,576.84 AUD	22	252,421.55 AUD
40,000.01 - 50,000.00	32	0.64%	762,830.04 AUD	1.01%	47.94%	-	- AUD	17	451,895.93 AUD	15	310,934.11 AUD
50,000.01 - 60,000.00	9	0.18%	140,386.66 AUD	0.19%	57.20%	-	- AUD	5	120,398.28 AUD	4	19,988.38 AUD
60,000.01 - 70,000.00	3	0.06%	67,690.61 AUD	0.09%	62.00%	-	- AUD	3	67,690.61 AUD	-	- AUD
70,000.01 - 80,000.00	3	0.06%	36,302.41 AUD	0.05%	64.38%	-	- AUD	2	7,528.52 AUD	1	28,773.89 AUD
80,000.01 - 90,000.00	2	0.04%	14,843.96 AUD	0.02%	77.95%	-	- AUD	1	14,568.81 AUD	1	275.15 AUD
90,000.01 - 100,000.00	2	0.04%	162,891.33 AUD	0.22%	47.24%	-	- AUD	2	162,891.33 AUD	-	- AUD
100,000.01 - 110,000.00	-	0.00%	- AUD	0.00%	0.00%	-	- AUD	-	- AUD	-	- AUD
110,000.01 - 120,000.00	-	0.00%	- AUD	0.00%	0.00%	-	- AUD	-	- AUD	-	- AUD
120,000.01 - 130,000.00	-	0.00%	- AUD	0.00%	0.00%	-	- AUD	-	- AUD	-	- AUD
130,000.01 - 140,000.00	-	0.00%	- AUD	0.00%	0.00%	-	- AUD	-	- AUD	-	- AUD
140,000.01 - 150,000.00	-	0.00%	- AUD	0.00%	0.00%	-	- AUD	-	- AUD	-	- AUD
> 150,000.00	1	0.02%	50,069.85 AUD	0.07%	50.00%	-	- AUD	1	50,069.85 AUD	-	- AUD
Total	5,011	100.00%	75,392,390.24 AUD	100.00%	11.94%	7	85,021.27 AUD	2,902	50,594,972.31 AUD	2,102	24,712,396.66 AUD

Statistics Down Payments	
Minimum Down Payment	- AUD
Maximum Down Payment	200,000.00 AUD
Weighted Average Down Payment (Customers that made a Down Payment)	8,997.66 AUD
Weighted Average Down Payment	5,805.24 AUD

Type of Payment

Total Portfolio				
Type of Payment	Number of Contracts	Percentage of Contracts	Outstanding Discounted Receivables Balance	Percentage of Balance
Direct Debit	4,858	96.95%	72,995,037.32 AUD	96.82%
Other	153	3.05%	2,397,352.92 AUD	3.18%
Total	5,011	100.00%	75,392,390.24 AUD	100.00%

Product Type					
Hire Purchase		Chattel Mortgage		Consumer Loan	
Number of Contracts	Outstanding Discounted Receivables Balance	Number of Contracts	Outstanding Discounted Receivables Balance	Number of Contracts	Outstanding Discounted Receivables Balance
7	85,021	2,816	48,985,303	2,035	23,924,713
0	0	86	1,609,670	67	787,683
7	85,021.27 AUD	2,902	50,594,972.31 AUD	2,102	24,712,396.66 AUD

Pool Data I

Down Payments

Total Portfolio						Balloon				Vehicle Status			
Down Payment	Number of Contracts	Percentage of Contracts	Outstanding Discounted Receivables Balance	Percentage of Balance	Down Payment/ Purchase Price in %	Balloon		No Balloon		New		Used	
						Number of Contracts	Outstanding Discounted Receivables Balance	Number of Contracts	Outstanding Discounted Receivables Balance	Number of Contracts	Outstanding Discounted Receivables Balance	Number of Contracts	Outstanding Discounted Receivables Balance
No Down Payment	1,573	31.39%	26,749,637.13 AUD	35.48%	0.00%	844	20,479,934.80 AUD	729	6,269,702.33 AUD	1,373	24,324,917.86 AUD	200	2,424,719.27 AUD
0.01 - 10,000.00	2,562	51.13%	35,105,813.12 AUD	46.56%	9.09%	1,079	24,050,481.71 AUD	1,483	11,055,331.41 AUD	2,202	32,019,359.55 AUD	360	3,086,453.57 AUD
10,000.01 - 20,000.00	584	11.65%	8,496,507.37 AUD	11.27%	27.23%	244	6,271,153.21 AUD	340	2,225,354.16 AUD	538	7,972,213.98 AUD	46	524,293.39 AUD
20,000.01 - 30,000.00	192	3.83%	2,950,419.37 AUD	3.91%	37.86%	67	2,094,115.78 AUD	125	856,303.59 AUD	183	2,833,150.20 AUD	9	117,269.17 AUD
30,000.01 - 40,000.00	48	0.96%	854,998.39 AUD	1.13%	45.56%	17	653,118.37 AUD	31	201,880.02 AUD	45	813,231.37 AUD	3	41,767.02 AUD
40,000.01 - 50,000.00	32	0.64%	762,830.04 AUD	1.01%	47.94%	13	635,183.93 AUD	19	127,646.11 AUD	32	762,830.04 AUD	-	- AUD
50,000.01 - 60,000.00	9	0.18%	140,386.66 AUD	0.19%	57.20%	2	75,611.25 AUD	7	64,775.41 AUD	9	140,386.66 AUD	-	- AUD
60,000.01 - 70,000.00	3	0.06%	67,690.61 AUD	0.09%	62.00%	1	55,463.27 AUD	2	12,227.34 AUD	2	12,227.34 AUD	1	55,463.27 AUD
70,000.01 - 80,000.00	3	0.06%	36,302.41 AUD	0.05%	64.38%	-	- AUD	3	36,302.41 AUD	3	36,302.41 AUD	-	- AUD
80,000.01 - 90,000.00	2	0.04%	14,843.96 AUD	0.02%	77.95%	1	14,568.81 AUD	1	275.15 AUD	2	14,843.96 AUD	-	- AUD
90,000.01 - 100,000.00	2	0.04%	162,891.33 AUD	0.22%	47.24%	2	162,891.33 AUD	-	- AUD	2	162,891.33 AUD	-	- AUD
100,000.01 - 110,000.00	-	0.00%	- AUD	0.00%	0.00%	-	- AUD	-	- AUD	-	- AUD	-	- AUD
110,000.01 - 120,000.00	-	0.00%	- AUD	0.00%	0.00%	-	- AUD	-	- AUD	-	- AUD	-	- AUD
120,000.01 - 130,000.00	-	0.00%	- AUD	0.00%	0.00%	-	- AUD	-	- AUD	-	- AUD	-	- AUD
130,000.01 - 140,000.00	-	0.00%	- AUD	0.00%	0.00%	-	- AUD	-	- AUD	-	- AUD	-	- AUD
140,000.01 - 150,000.00	-	0.00%	- AUD	0.00%	0.00%	-	- AUD	-	- AUD	-	- AUD	-	- AUD
> 150,000.00	1	0.02%	50,069.85 AUD	0.07%	50.00%	1	50,069.85 AUD	-	- AUD	1	50,069.85 AUD	-	- AUD
Total	5,011	100.00%	75,392,390.24 AUD	100.00%	11.94%	2,271	54,542,592.31 AUD	2,740	20,849,797.93 AUD	4,392	69,142,424.55 AUD	619	6,249,965.69 AUD

Statistics Down Payments	
Minimum Down Payment	- AUD
Maximum Down Payment	200,000.00 AUD
Weighted Average Down Payment (Customers that made a Down Payment)	8,997.66 AUD
Weighted Average Down Payment	5,805.24 AUD

Type of Payment

Total Portfolio				
Type of Payment	Number of Contracts	Percentage of Contracts	Outstanding Discounted Receivables Balance	Percentage of Balance
Direct Debit	4,858	96.95%	72,995,037.32 AUD	96.82%
Other	153	3.05%	2,397,352.92 AUD	3.18%
Total	5,011	100.00%	75,392,390.24 AUD	100.00%

Balloon				Vehicle Status			
Balloon		No Balloon		New		Used	
Number of Contracts	Outstanding Discounted Receivables Balance	Number of Contracts	Outstanding Discounted Receivables Balance	Number of Contracts	Outstanding Discounted Receivables Balance	Number of Contracts	Outstanding Discounted Receivables Balance
2,198	52,732,809	2,660	20,262,228	4,266	66,987,332	592	6,007,706
73	1,809,783	80	587,570	126	2,155,093	27	242,260
2,271	54,542,592.31 AUD	2,740	20,849,797.93 AUD	4,392	69,142,424.55 AUD	619	6,249,965.69 AUD

Pool Data II

Distribution of Contracts and Vehicles per Borrower

Number of Contracts Per Borrower	Number of Customers	Percentage of Customers	Number of Contracts	Percentage of Contracts	Outstanding Discounted Receivables Balance	Percentage of Balance
1	5,264	98.50%	4,852	96.73%	78,585,775.53 AUD	97.09%
2	71	1.33%	134	2.67%	1,953,388.52 AUD	2.41%
3	6	0.11%	18	0.36%	207,285.63 AUD	0.26%
4	3	0.06%	12	0.24%	196,847.36 AUD	0.24%
5	-	0.00%	-	0.00%	- AUD	0.00%
6 - 10	-	0.00%	-	0.00%	- AUD	0.00%
> 10	-	0.00%	-	0.00%	- AUD	0.00%
Total	5,344	100.00%	5,016	100.00%	80,943,297.04 AUD	100.00%

Top 20 Borrower

Ranking	Outstanding Discounted Receivables Balance	Percentage of Overall Balance	Number of Contracts
1	188,097.09 AUD	0.24949 %	1
2	165,432.24 AUD	0.21943 %	1
3	139,528.34 AUD	0.18507 %	1
4	134,479.31 AUD	0.17837 %	1
5	129,820.77 AUD	0.17219 %	1
6	125,803.39 AUD	0.16686 %	1
7	118,607.85 AUD	0.15732 %	1
8	112,284.59 AUD	0.14893 %	1
9	104,143.20 AUD	0.13813 %	1
10	100,441.57 AUD	0.13323 %	1
11	97,362.26 AUD	0.12914 %	1
12	95,830.19 AUD	0.12711 %	1
13	93,229.55 AUD	0.12366 %	1
14	92,677.66 AUD	0.12293 %	1
15	90,980.69 AUD	0.12068 %	1
16	87,618.24 AUD	0.11622 %	1
17	85,864.00 AUD	0.11389 %	4
18	85,581.51 AUD	0.11351 %	2
19	85,581.51 AUD	0.11351 %	2
20	85,376.39 AUD	0.11324 %	1
	2,218,740.35 AUD	2.94292 %	25

Pool Data III

Distribution by Outstanding Discounted Receivables Balance

Total Portfolio					Product Type					
Distribution by Outstanding Discounted Receivables Balance	Number of Contracts	Percentage of Contracts	Outstanding Discounted Receivables Balance	Percentage of Balance	Hire Purchase		Chattel Mortgage		Consumer Loan	
					Number of Contracts	Outstanding Discounted Receivables Balance	Number of Contracts	Outstanding Discounted Receivables Balance	Number of Contracts	Outstanding Discounted Receivables Balance
0.00 - 10,000.00	2,285	45.60%	11,626,918.55 AUD	15.42%	3	12,258.80 AUD	1,089	5,654,094.83 AUD	1,193	5,960,564.92 AUD
10,000.01 - 20,000.00	1,412	28.18%	20,468,399.48 AUD	27.15%	2	30,134.54 AUD	850	12,446,886.83 AUD	560	7,991,378.11 AUD
20,000.01 - 30,000.00	757	15.11%	18,463,433.93 AUD	24.49%	2	42,627.93 AUD	536	13,093,307.82 AUD	219	5,327,498.18 AUD
30,000.01 - 40,000.00	295	5.89%	10,141,968.57 AUD	13.45%	-	- AUD	219	7,548,367.70 AUD	76	2,593,600.87 AUD
40,000.01 - 50,000.00	132	2.63%	5,844,174.38 AUD	7.75%	-	- AUD	100	4,412,668.11 AUD	32	1,431,506.27 AUD
50,000.01 - 60,000.00	61	1.22%	3,296,864.68 AUD	4.37%	-	- AUD	51	2,751,549.00 AUD	10	545,315.68 AUD
60,000.01 - 70,000.00	30	0.60%	1,912,287.10 AUD	2.54%	-	- AUD	24	1,530,894.44 AUD	6	381,392.66 AUD
70,000.01 - 80,000.00	16	0.32%	1,175,702.02 AUD	1.56%	-	- AUD	14	1,033,232.31 AUD	2	142,469.71 AUD
80,000.01 - 90,000.00	8	0.16%	673,922.83 AUD	0.89%	-	- AUD	4	335,252.57 AUD	4	338,670.26 AUD
90,000.01 - 100,000.00	5	0.10%	470,080.35 AUD	0.62%	-	- AUD	5	470,080.35 AUD	-	- AUD
100,000.01 - 110,000.00	2	0.04%	204,584.77 AUD	0.27%	-	- AUD	2	204,584.77 AUD	-	- AUD
110,000.01 - 120,000.00	2	0.04%	230,892.44 AUD	0.31%	-	- AUD	2	230,892.44 AUD	-	- AUD
120,000.01 - 130,000.00	2	0.04%	255,624.16 AUD	0.34%	-	- AUD	2	255,624.16 AUD	-	- AUD
130,000.01 - 140,000.00	2	0.04%	274,007.65 AUD	0.36%	-	- AUD	2	274,007.65 AUD	-	- AUD
140,000.01 - 150,000.00	-	0.00%	- AUD	0.00%	-	- AUD	-	- AUD	-	- AUD
> 150,000.00	2	0.04%	353,529.33 AUD	0.47%	-	- AUD	2	353,529.33 AUD	-	- AUD
Total	5,011	100.00%	75,392,390.24 AUD	100.00%	7	85,021.27 AUD	2,902	50,594,972.31 AUD	2,102	24,712,396.66 AUD

Statistics Outstanding Discounted Receivables Balance	
Minimum Outstanding Discounted Receivables Balance	- AUD
Maximum Outstanding Discounted Receivables Balance	188,097.09 AUD
Average Outstanding Discounted Receivables Balance	15,045.38 AUD

Distribution by Original Balance

Total Portfolio					Product Type					
Distribution by Original Balance	Number of Contracts	Percentage of Contracts	Outstanding Discounted Receivables Balance	Percentage of Balance	Hire Purchase		Chattel Mortgage		Consumer Loan	
					Number of Contracts	Outstanding Discounted Receivables Balance	Number of Contracts	Outstanding Discounted Receivables Balance	Number of Contracts	Outstanding Discounted Receivables Balance
0.00 - 10,000.00	8	0.16%	16,273.16 AUD	0.02%	-	- AUD	2	3,486.45 AUD	6	12,786.71 AUD
10,000.01 - 20,000.00	404	8.06%	1,504,765.97 AUD	2.00%	-	- AUD	129	496,247.74 AUD	275	1,008,518.23 AUD
20,000.01 - 30,000.00	1,030	20.55%	6,652,844.87 AUD	8.82%	3	12,258.80 AUD	437	2,824,113.01 AUD	590	3,816,473.06 AUD
30,000.01 - 40,000.00	1,034	20.63%	10,513,166.76 AUD	13.94%	-	- AUD	567	5,770,189.95 AUD	467	4,742,976.81 AUD
40,000.01 - 50,000.00	897	17.90%	12,685,798.59 AUD	16.83%	1	18,148.57 AUD	567	8,248,106.93 AUD	329	4,419,543.09 AUD
50,000.01 - 60,000.00	655	13.07%	12,133,439.12 AUD	16.09%	1	11,985.97 AUD	455	8,381,330.42 AUD	199	3,740,122.73 AUD
60,000.01 - 70,000.00	371	7.40%	8,610,417.70 AUD	11.42%	1	22,162.53 AUD	267	6,340,674.05 AUD	103	2,247,581.12 AUD
70,000.01 - 80,000.00	244	4.87%	6,565,524.19 AUD	8.71%	1	20,465.40 AUD	181	4,860,530.77 AUD	62	1,684,528.02 AUD
80,000.01 - 90,000.00	121	2.41%	4,051,096.88 AUD	5.37%	-	- AUD	94	3,215,365.31 AUD	27	835,731.57 AUD
90,000.01 - 100,000.00	85	1.70%	3,460,057.88 AUD	4.59%	-	- AUD	69	2,860,223.60 AUD	16	599,834.28 AUD
100,000.01 - 110,000.00	55	1.10%	2,418,255.32 AUD	3.21%	-	- AUD	44	1,905,913.05 AUD	11	512,342.27 AUD
110,000.01 - 120,000.00	32	0.64%	1,613,858.64 AUD	2.14%	-	- AUD	26	1,313,826.34 AUD	6	300,032.30 AUD
120,000.01 - 130,000.00	20	0.40%	968,118.26 AUD	1.28%	-	- AUD	15	643,732.54 AUD	5	324,385.72 AUD
130,000.01 - 140,000.00	14	0.28%	893,014.30 AUD	1.18%	-	- AUD	12	764,143.81 AUD	2	128,870.49 AUD
140,000.01 - 150,000.00	10	0.20%	614,059.12 AUD	0.81%	-	- AUD	7	359,645.88 AUD	3	254,413.24 AUD
> 150,000.00	31	0.62%	2,691,699.48 AUD	3.57%	-	- AUD	30	2,607,442.46 AUD	1	84,257.02 AUD
Total	5,011	100.00%	75,392,390.24 AUD	100.00%	7	85,021.27 AUD	2,902	50,594,972.31 AUD	2,102	24,712,396.66 AUD

Statistics	
Minimum Original Balance	8,148.00 AUD
Maximum Original Balance	390,450.00 AUD
Weighted Average Original Receivables Balance (by ODRB)	64,238.74 AUD

Pool Data III

Distribution by Outstanding Discounted Receivables Balance

Total Portfolio					Balloon				Vehicle Status			
Distribution by Outstanding Discounted Receivables Balance	Number of Contracts	Percentage of Contracts	Outstanding Discounted Receivables Balance	Percentage of Balance	Balloon		No Balloon		New		Used	
					Number of Contracts	Outstanding Discounted Receivables Balance	Number of Contracts	Outstanding Discounted Receivables Balance	Number of Contracts	Outstanding Discounted Receivables Balance	Number of Contracts	Outstanding Discounted Receivables Balance
0.00 - 10,000.00	2,285	45.60%	11,626,918.55 AUD	15.42%	230	1,594,078.94 AUD	2,055	10,032,839.61 AUD	1,880	9,709,324.27 AUD	405	1,917,594.28 AUD
10,000.01 - 20,000.00	1,412	28.18%	20,468,399.48 AUD	27.15%	842	12,790,651.29 AUD	570	7,677,748.19 AUD	1,280	18,605,717.86 AUD	132	1,862,681.62 AUD
20,000.01 - 30,000.00	757	15.11%	18,463,433.93 AUD	24.49%	666	16,286,640.18 AUD	91	2,176,793.75 AUD	706	17,225,240.79 AUD	51	1,238,193.14 AUD
30,000.01 - 40,000.00	295	5.89%	10,141,968.57 AUD	13.45%	281	9,654,509.58 AUD	14	487,458.99 AUD	277	9,514,806.70 AUD	18	627,161.87 AUD
40,000.01 - 50,000.00	132	2.63%	5,844,174.38 AUD	7.75%	125	5,544,528.50 AUD	7	299,645.88 AUD	123	5,469,835.30 AUD	9	374,339.08 AUD
50,000.01 - 60,000.00	61	1.22%	3,296,864.68 AUD	4.37%	59	3,189,739.06 AUD	2	107,125.62 AUD	58	3,134,695.44 AUD	3	162,169.24 AUD
60,000.01 - 70,000.00	30	0.60%	1,912,287.10 AUD	2.54%	29	1,844,101.21 AUD	1	68,185.89 AUD	29	1,844,460.64 AUD	1	67,826.46 AUD
70,000.01 - 80,000.00	16	0.32%	1,175,702.02 AUD	1.56%	16	1,175,702.02 AUD	-	- AUD	16	1,175,702.02 AUD	-	- AUD
80,000.01 - 90,000.00	8	0.16%	673,922.83 AUD	0.89%	8	673,922.83 AUD	-	- AUD	8	673,922.83 AUD	-	- AUD
90,000.01 - 100,000.00	5	0.10%	470,080.35 AUD	0.62%	5	470,080.35 AUD	-	- AUD	5	470,080.35 AUD	-	- AUD
100,000.01 - 110,000.00	2	0.04%	204,584.77 AUD	0.27%	2	204,584.77 AUD	-	- AUD	2	204,584.77 AUD	-	- AUD
110,000.01 - 120,000.00	2	0.04%	230,892.44 AUD	0.31%	2	230,892.44 AUD	-	- AUD	2	230,892.44 AUD	-	- AUD
120,000.01 - 130,000.00	2	0.04%	255,624.16 AUD	0.34%	2	255,624.16 AUD	-	- AUD	2	255,624.16 AUD	-	- AUD
130,000.01 - 140,000.00	2	0.04%	274,007.65 AUD	0.36%	2	274,007.65 AUD	-	- AUD	2	274,007.65 AUD	-	- AUD
140,000.01 - 150,000.00	-	0.00%	- AUD	0.00%	-	- AUD	-	- AUD	-	- AUD	-	- AUD
> 150,000.00	2	0.04%	353,529.33 AUD	0.47%	2	353,529.33 AUD	-	- AUD	2	353,529.33 AUD	-	- AUD
Total	5,011	100.00%	75,392,390.24 AUD	100.00%	2,271	54,542,592.31 AUD	2,740	20,849,797.93 AUD	4,392	69,142,424.55 AUD	619	6,249,965.69 AUD

Statistics Outstanding Discounted Receivables Balance	
Minimum Outstanding Discounted Receivables Balance	- AUD
Maximum Outstanding Discounted Receivables Balance	188,097.09 AUD
Average Outstanding Discounted Receivables Balance	15,045.38 AUD

Distribution by Original Balance

Total Portfolio					Balloon				Vehicle Status			
Distribution by Original Balance	Number of Contracts	Percentage of Contracts	Outstanding Discounted Receivables Balance	Percentage of Balance	Balloon		No Balloon		New		Used	
					Number of Contracts	Outstanding Discounted Receivables Balance	Number of Contracts	Outstanding Discounted Receivables Balance	Number of Contracts	Outstanding Discounted Receivables Balance	Number of Contracts	Outstanding Discounted Receivables Balance
0.00 - 10,000.00	8	0.16%	16,273.16 AUD	0.02%	-	- AUD	8	16,273.16 AUD	6	12,596.97 AUD	2	3,676.19 AUD
10,000.01 - 20,000.00	404	8.06%	1,504,765.97 AUD	2.00%	47	314,722.54 AUD	357	1,190,043.43 AUD	260	989,415.65 AUD	144	515,350.32 AUD
20,000.01 - 30,000.00	1,030	20.55%	6,652,844.87 AUD	8.82%	230	2,443,472.99 AUD	800	4,209,371.88 AUD	828	5,351,167.31 AUD	202	1,301,677.56 AUD
30,000.01 - 40,000.00	1,034	20.63%	10,513,166.76 AUD	13.94%	390	5,729,181.20 AUD	644	4,783,985.56 AUD	917	9,333,056.95 AUD	117	1,180,109.81 AUD
40,000.01 - 50,000.00	897	17.90%	12,685,798.59 AUD	16.83%	468	8,663,823.03 AUD	429	4,021,975.56 AUD	830	11,760,211.76 AUD	67	925,586.83 AUD
50,000.01 - 60,000.00	655	13.07%	12,133,439.12 AUD	16.09%	401	9,310,923.78 AUD	254	2,822,515.34 AUD	614	11,285,503.43 AUD	41	847,935.69 AUD
60,000.01 - 70,000.00	371	7.40%	8,610,417.70 AUD	11.42%	251	7,116,091.44 AUD	120	1,494,326.26 AUD	352	8,096,618.66 AUD	19	513,799.04 AUD
70,000.01 - 80,000.00	244	4.87%	6,565,524.19 AUD	8.71%	184	5,670,924.61 AUD	60	894,599.58 AUD	233	6,235,247.94 AUD	11	330,276.25 AUD
80,000.01 - 90,000.00	121	2.41%	4,051,096.88 AUD	5.37%	93	3,584,908.41 AUD	28	466,188.47 AUD	112	3,741,205.21 AUD	9	309,891.67 AUD
90,000.01 - 100,000.00	85	1.70%	3,460,057.88 AUD	4.59%	72	3,209,439.23 AUD	13	250,618.65 AUD	83	3,365,040.04 AUD	2	95,017.84 AUD
100,000.01 - 110,000.00	55	1.10%	2,418,255.32 AUD	3.21%	43	2,208,369.39 AUD	12	209,885.93 AUD	52	2,314,943.83 AUD	3	103,311.49 AUD
110,000.01 - 120,000.00	32	0.64%	1,613,858.64 AUD	2.14%	28	1,525,187.42 AUD	4	88,671.22 AUD	32	1,613,858.64 AUD	-	- AUD
120,000.01 - 130,000.00	20	0.40%	968,118.26 AUD	1.28%	15	811,078.89 AUD	5	157,039.37 AUD	19	900,291.80 AUD	1	67,826.46 AUD
130,000.01 - 140,000.00	14	0.28%	893,014.30 AUD	1.18%	12	835,443.38 AUD	2	57,570.92 AUD	14	893,014.30 AUD	-	- AUD
140,000.01 - 150,000.00	10	0.20%	614,059.12 AUD	0.81%	9	577,010.30 AUD	1	37,048.82 AUD	10	614,059.12 AUD	-	- AUD
> 150,000.00	31	0.62%	2,691,699.48 AUD	3.57%	28	2,542,015.70 AUD	3	149,683.78 AUD	30	2,636,192.94 AUD	1	55,506.54 AUD
Total	5,011	100.00%	75,392,390.24 AUD	100.00%	2,271	54,542,592.31 AUD	2,740	20,849,797.93 AUD	4,392	69,142,424.55 AUD	619	6,249,965.69 AUD

Statistics	
Minimum Original Balance	8,148.00 AUD
Maximum Original Balance	390,450.00 AUD
Weighted Average Original Receivables Balance (by ODRB)	64,238.74 AUD

Pool Data IV

Interest Rate paid by the Receivable Debtor

Total Portfolio					Product Type					
Interest Rate paid by the Receivable Debtor	Number of Contracts	Percentage of Contracts	Outstanding Discounted Receivables Balance	Percentage of Balance	Hire Purchase		Chattel Mortgage		Consumer Loan	
					Number of Contracts	Outstanding Discounted Receivables Balance	Number of Contracts	Outstanding Discounted Receivables Balance	Number of Contracts	Outstanding Discounted Receivables Balance
0.00%	-	0.00%	- AUD	0.00%	-	- AUD	-	- AUD	-	- AUD
0.01% - 1.00%	9	0.18%	27,115.21 AUD	0.04%	-	- AUD	3	14,278.29 AUD	6	12,836.92 AUD
1.01% - 2.00%	145	2.89%	966,430.58 AUD	1.28%	-	- AUD	35	318,090.42 AUD	110	648,340.16 AUD
2.01% - 3.00%	1	0.02%	43,028.57 AUD	0.06%	-	- AUD	1	43,028.57 AUD	-	- AUD
3.01% - 4.00%	438	8.74%	7,690,304.52 AUD	10.20%	2	40,311.10 AUD	300	5,920,357.66 AUD	136	1,729,635.76 AUD
4.01% - 5.00%	614	12.25%	10,343,817.12 AUD	13.72%	-	- AUD	400	7,568,444.33 AUD	214	2,775,372.79 AUD
5.01% - 6.00%	1,076	21.47%	18,925,818.49 AUD	25.10%	-	- AUD	716	13,670,723.34 AUD	360	5,255,095.15 AUD
6.01% - 7.00%	954	19.04%	14,974,367.76 AUD	19.86%	1	2,269.45 AUD	514	9,511,989.49 AUD	439	5,460,108.82 AUD
7.01% - 8.00%	689	13.75%	9,135,003.88 AUD	12.12%	3	21,975.32 AUD	366	5,843,195.05 AUD	320	3,269,833.51 AUD
8.01% - 9.00%	454	9.06%	5,965,493.44 AUD	7.91%	1	20,465.40 AUD	234	3,413,587.82 AUD	219	2,531,440.22 AUD
9.01% - 10.00%	265	5.29%	3,106,504.93 AUD	4.12%	-	- AUD	135	1,883,361.44 AUD	130	1,223,143.49 AUD
10.01% - 11.00%	132	2.63%	1,471,414.00 AUD	1.95%	-	- AUD	68	827,714.90 AUD	64	643,699.10 AUD
11.01% - 12.00%	89	1.78%	1,169,679.49 AUD	1.55%	-	- AUD	44	636,698.45 AUD	45	532,981.04 AUD
12.01% - 13.00%	53	1.06%	658,547.23 AUD	0.87%	-	- AUD	26	350,191.44 AUD	27	308,355.79 AUD
13.01% - 14.00%	63	1.26%	605,826.61 AUD	0.80%	-	- AUD	43	414,562.93 AUD	20	191,263.68 AUD
14.01% - 15.00%	10	0.20%	59,306.97 AUD	0.08%	-	- AUD	6	16,816.78 AUD	4	42,490.19 AUD
15.01% - 16.00%	19	0.38%	249,731.44 AUD	0.33%	-	- AUD	11	161,931.40 AUD	8	87,800.04 AUD
> 16.00%	-	0.00%	- AUD	0.00%	-	- AUD	-	- AUD	-	- AUD
Total	5,011	100.00%	75,392,390.24 AUD	100.00%	7	85,021.27 AUD	2,902	50,594,972.31 AUD	2,102	24,712,396.66 AUD

Statistics Interest Rate		
Minimum Interest Rate Debtor		1.00%
Maximum Interest Rate Debtor		15.59%
Weighted Average Interest Rate Debtor		6.52%

Pool Data IV

Interest Rate paid by the Receivable Debtor

Total Portfolio					Balloon				Vehicle Status			
Interest Rate paid by the Receivable Debtor	Number of Contracts	Percentage of Contracts	Outstanding Discounted Receivables Balance	Percentage of Balance	Balloon		No Balloon		New		Used	
					Number of Contracts	Outstanding Discounted Receivables Balance	Number of Contracts	Outstanding Discounted Receivables Balance	Number of Contracts	Outstanding Discounted Receivables Balance	Number of Contracts	Outstanding Discounted Receivables Balance
0.00%	-	0.00%	- AUD	0.00%	-	- AUD	-	- AUD	-	- AUD	-	- AUD
0.01% - 1.00%	9	0.18%	27,115.21 AUD	0.04%	3	14,821.74 AUD	6	12,293.47 AUD	9	27,115.21 AUD	-	- AUD
1.01% - 2.00%	145	2.89%	966,430.58 AUD	1.28%	49	564,972.82 AUD	96	401,457.76 AUD	135	817,394.07 AUD	10	149,036.51 AUD
2.01% - 3.00%	1	0.02%	43,028.57 AUD	0.06%	1	43,028.57 AUD	-	- AUD	1	43,028.57 AUD	-	- AUD
3.01% - 4.00%	438	8.74%	7,690,304.52 AUD	10.20%	244	5,896,006.70 AUD	194	1,794,297.82 AUD	437	7,685,248.76 AUD	1	5,055.76 AUD
4.01% - 5.00%	614	12.25%	10,343,817.12 AUD	13.72%	339	8,443,769.78 AUD	275	1,900,047.34 AUD	608	10,168,813.59 AUD	6	175,003.53 AUD
5.01% - 6.00%	1,076	21.47%	18,925,818.49 AUD	25.10%	584	15,435,871.93 AUD	492	3,489,946.56 AUD	992	17,875,898.50 AUD	84	1,049,919.99 AUD
6.01% - 7.00%	954	19.04%	14,974,367.76 AUD	19.86%	442	11,181,528.45 AUD	512	3,792,839.31 AUD	816	13,130,869.21 AUD	138	1,843,498.55 AUD
7.01% - 8.00%	689	13.75%	9,135,003.88 AUD	12.12%	245	5,636,657.40 AUD	444	3,498,346.48 AUD	577	8,098,652.05 AUD	112	1,036,351.83 AUD
8.01% - 9.00%	454	9.06%	5,965,493.44 AUD	7.91%	164	3,437,200.31 AUD	290	2,528,293.13 AUD	376	5,368,343.89 AUD	78	597,149.55 AUD
9.01% - 10.00%	265	5.29%	3,106,504.93 AUD	4.12%	91	1,710,615.30 AUD	174	1,395,889.63 AUD	193	2,598,963.53 AUD	72	507,541.40 AUD
10.01% - 11.00%	132	2.63%	1,471,414.00 AUD	1.95%	41	718,251.25 AUD	91	753,162.75 AUD	101	1,231,817.03 AUD	31	239,596.97 AUD
11.01% - 12.00%	89	1.78%	1,169,679.49 AUD	1.55%	29	625,009.20 AUD	60	544,670.29 AUD	65	982,257.68 AUD	24	187,421.81 AUD
12.01% - 13.00%	53	1.06%	658,547.23 AUD	0.87%	17	355,256.96 AUD	36	303,290.27 AUD	38	525,495.31 AUD	15	133,051.92 AUD
13.01% - 14.00%	63	1.26%	605,826.61 AUD	0.80%	13	299,444.57 AUD	50	306,382.04 AUD	30	402,998.47 AUD	33	202,828.14 AUD
14.01% - 15.00%	10	0.20%	59,306.97 AUD	0.08%	-	- AUD	10	59,306.97 AUD	4	37,998.86 AUD	6	21,308.11 AUD
15.01% - 16.00%	19	0.38%	249,731.44 AUD	0.33%	9	180,157.33 AUD	10	69,574.11 AUD	10	147,529.82 AUD	9	102,201.62 AUD
> 16.00%	-	0.00%	- AUD	0.00%	-	- AUD	-	- AUD	-	- AUD	-	- AUD
Total	5,011	100.00%	75,392,390.24 AUD	100.00%	2,271	54,542,592.31 AUD	2,740	20,849,797.93 AUD	4,392	69,142,424.55 AUD	619	6,249,965.69 AUD

Statistics Interest Rate	
Minimum Interest Rate Debtor	1.00%
Maximum Interest Rate Debtor	15.59%
Weighted Average Interest Rate Debtor	6.52%

Pool Data V

Original Term

Total Portfolio					Product Type					
Length of Original Term (months)	Number of Contracts	Percentage of Contracts	Outstanding Discounted Receivables Balance	Percentage of Balance	Hire Purchase		Chattel Mortgage		Consumer Loan	
					Number of Contracts	Outstanding Discounted Receivables Balance	Number of Contracts	Outstanding Discounted Receivables Balance	Number of Contracts	Outstanding Discounted Receivables Balance
0 - 11	-	0.00%	- AUD	0.00%	-	- AUD	-	- AUD	-	- AUD
12 - 23	-	0.00%	- AUD	0.00%	-	- AUD	-	- AUD	-	- AUD
24 - 35	-	0.00%	- AUD	0.00%	-	- AUD	-	- AUD	-	- AUD
36 - 47	2	0.04%	23,941.33 AUD	0.03%	1	22,162.53 AUD	-	- AUD	1	1,778.80 AUD
48 - 59	408	8.14%	4,740,096.70 AUD	6.29%	1	18,148.57 AUD	265	3,739,637.04 AUD	142	982,311.09 AUD
60 - 71	4,249	84.79%	65,162,867.49 AUD	86.43%	5	44,710.17 AUD	2,637	46,855,335.27 AUD	1,607	18,262,822.05 AUD
> 71	352	7.02%	5,465,484.72 AUD	7.25%	-	- AUD	-	- AUD	352	5,465,484.72 AUD
Total	5,011	100.00%	75,392,390.24 AUD	100.00%	7	85,021.27 AUD	2,902	50,594,972.31 AUD	2,102	24,712,396.66 AUD

Statistics Original Term	
Minimum Original Term in months	46
Maximum Original Term in months	84
Weighted Average Original Term month (by ODRB)	60.92

Remaining Term

Total Portfolio					Product Type					
Length of Remaining Term (months)	Number of Contracts	Percentage of Contracts	Outstanding Discounted Receivables Balance	Percentage of Balance	Hire Purchase		Chattel Mortgage		Consumer Loan	
					Number of Contracts	Outstanding Discounted Receivables Balance	Number of Contracts	Outstanding Discounted Receivables Balance	Number of Contracts	Outstanding Discounted Receivables Balance
0 - 11	3,013	60.13%	37,664,046.77 AUD	49.96%	5	52,569.90 AUD	1,878	28,264,548.00 AUD	1,130	9,346,928.87 AUD
12 - 23	1,735	34.62%	33,009,437.42 AUD	43.78%	2	32,451.37 AUD	1,023	22,299,738.55 AUD	710	10,677,247.50 AUD
24 - 35	157	3.13%	2,604,169.52 AUD	3.45%	-	- AUD	1	30,685.76 AUD	156	2,573,483.76 AUD
36 - 47	106	2.12%	2,114,736.53 AUD	2.80%	-	- AUD	-	- AUD	106	2,114,736.53 AUD
48 - 59	-	0.00%	- AUD	0.00%	-	- AUD	-	- AUD	-	- AUD
60 - 71	-	0.00%	- AUD	0.00%	-	- AUD	-	- AUD	-	- AUD
> 71	-	0.00%	- AUD	0.00%	-	- AUD	-	- AUD	-	- AUD
Total	5,011	100.00%	75,392,390.24 AUD	100.00%	7	85,021.27 AUD	2,902	50,594,972.31 AUD	2,102	24,712,396.66 AUD

Statistics Remaining Term	
Minimum Remaining Term in months	0
Maximum Remaining Term in months	45
Weighted Average Remaining Term in months (by ODRB)	11.87

Distribution by Seasoning

Total Portfolio					Product Type					
Seasoning (months)	Number of Contracts	Percentage of Contracts	Outstanding Discounted Receivables Balance	Percentage of Balance	Hire Purchase		Chattel Mortgage		Consumer Loan	
					Number of Contracts	Outstanding Discounted Receivables Balance	Number of Contracts	Outstanding Discounted Receivables Balance	Number of Contracts	Outstanding Discounted Receivables Balance
0 - 11	-	0.00%	- AUD	0.00%	-	- AUD	-	- AUD	-	- AUD
12 - 23	1	0.02%	48,452.56 AUD	0.06%	-	- AUD	-	- AUD	1	48,452.56 AUD
24 - 35	1	0.02%	30,685.76 AUD	0.04%	-	- AUD	1	30,685.76 AUD	-	- AUD
36 - 47	1,734	34.60%	30,975,576.28 AUD	41.09%	3	60,776.50 AUD	992	19,785,207.30 AUD	739	11,129,592.48 AUD
48 - 59	3,175	63.36%	43,517,278.99 AUD	57.72%	4	24,244.77 AUD	1,886	30,600,225.71 AUD	1,285	12,892,808.51 AUD
60 - 71	90	1.80%	783,105.92 AUD	1.04%	-	- AUD	23	178,863.54 AUD	67	604,252.38 AUD
> 71	10	0.20%	37,290.73 AUD	0.05%	-	- AUD	-	- AUD	10	37,290.73 AUD
Total	5,011	100.00%	75,392,390.24 AUD	100.00%	7	85,021.27 AUD	2,902	50,594,972.31 AUD	2,102	24,712,396.66 AUD

Statistics Seasoning	
Minimum Seasoning in months	15
Maximum Seasoning in months	82
Weighted Average Seasoning Term in months (by ODRB)	49.25

Pool Data V

Original Term

Total Portfolio					Balloon				Vehicle Status			
Length of Original Term (months)	Number of Contracts	Percentage of Contracts	Outstanding Discounted Receivables Balance	Percentage of Balance	Balloon		No Balloon		New		Used	
					Number of Contracts	Outstanding Discounted Receivables Balance	Number of Contracts	Outstanding Discounted Receivables Balance	Number of Contracts	Outstanding Discounted Receivables Balance	Number of Contracts	Outstanding Discounted Receivables Balance
0 - 11	-	0.00%	- AUD	0.00%	-	- AUD	-	- AUD	-	- AUD	-	- AUD
12 - 23	-	0.00%	- AUD	0.00%	-	- AUD	-	- AUD	-	- AUD	-	- AUD
24 - 35	-	0.00%	- AUD	0.00%	-	- AUD	-	- AUD	-	- AUD	-	- AUD
36 - 47	2	0.04%	23,941.33 AUD	0.03%	1	22,162.53 AUD	1	1,778.80 AUD	1	22,162.53 AUD	1	1,778.80 AUD
48 - 59	408	8.14%	4,740,096.70 AUD	6.29%	219	4,378,753.13 AUD	189	361,343.57 AUD	368	4,575,201.11 AUD	40	164,895.59 AUD
60 - 71	4,249	84.79%	65,162,867.49 AUD	86.43%	2,051	50,141,676.65 AUD	2,198	15,021,190.84 AUD	3,737	59,995,057.75 AUD	512	5,167,809.74 AUD
> 71	352	7.02%	5,465,484.72 AUD	7.25%	-	- AUD	352	5,465,484.72 AUD	286	4,550,003.16 AUD	66	915,481.56 AUD
Total	5,011	100.00%	75,392,390.24 AUD	100.00%	2,271	54,542,592.31 AUD	2,740	20,849,797.93 AUD	4,392	69,142,424.55 AUD	619	6,249,965.69 AUD

Statistics Original Term	
Minimum Original Term in months	46
Maximum Original Term in months	84
Weighted Average Original Term month (by ODRB)	60.92

Remaining Term

Total Portfolio					Balloon				Vehicle Status			
Length of Remaining Term (months)	Number of Contracts	Percentage of Contracts	Outstanding Discounted Receivables Balance	Percentage of Balance	Balloon		No Balloon		New		Used	
					Number of Contracts	Outstanding Discounted Receivables Balance	Number of Contracts	Outstanding Discounted Receivables Balance	Number of Contracts	Outstanding Discounted Receivables Balance	Number of Contracts	Outstanding Discounted Receivables Balance
0 - 11	3,013	60.13%	37,664,046.77 AUD	49.96%	1,425	30,341,553.50 AUD	1,588	7,322,493.27 AUD	2,670	35,009,091.98 AUD	343	2,654,954.79 AUD
12 - 23	1,735	34.62%	33,009,437.42 AUD	43.78%	844	24,121,900.49 AUD	891	8,887,536.93 AUD	1,511	30,230,638.25 AUD	224	2,778,799.17 AUD
24 - 35	157	3.13%	2,604,169.52 AUD	3.45%	1	30,685.76 AUD	156	2,573,483.76 AUD	131	2,233,093.62 AUD	26	371,075.70 AUD
36 - 47	106	2.12%	2,114,736.53 AUD	2.80%	1	48,452.56 AUD	105	2,066,283.97 AUD	80	1,669,600.50 AUD	26	445,136.03 AUD
48 - 59	-	0.00%	- AUD	0.00%	-	- AUD	-	- AUD	-	- AUD	-	- AUD
60 - 71	-	0.00%	- AUD	0.00%	-	- AUD	-	- AUD	-	- AUD	-	- AUD
> 71	-	0.00%	- AUD	0.00%	-	- AUD	-	- AUD	-	- AUD	-	- AUD
Total	5,011	100.00%	75,392,390.24 AUD	100.00%	2,271	54,542,592.31 AUD	2,740	20,849,797.93 AUD	4,392	69,142,424.55 AUD	619	6,249,965.69 AUD

Statistics Remaining Term	
Minimum Remaining Term in months	0
Maximum Remaining Term in months	45
Weighted Average Remaining Term in months (by ODRB)	11.87

Distribution by Seasoning

Total Portfolio					Balloon				Vehicle Status			
Seasoning (months)	Number of Contracts	Percentage of Contracts	Outstanding Discounted Receivables Balance	Percentage of Balance	Balloon		No Balloon		New		Used	
					Number of Contracts	Outstanding Discounted Receivables Balance	Number of Contracts	Outstanding Discounted Receivables Balance	Number of Contracts	Outstanding Discounted Receivables Balance	Number of Contracts	Outstanding Discounted Receivables Balance
0 - 11	-	0.00%	- AUD	0.00%	-	- AUD	-	- AUD	-	- AUD	-	- AUD
12 - 23	1	0.02%	48,452.56 AUD	0.06%	1	48,452.56 AUD	-	- AUD	1	48,452.56 AUD	-	- AUD
24 - 35	1	0.02%	30,685.76 AUD	0.04%	1	30,685.76 AUD	-	- AUD	1	30,685.76 AUD	-	- AUD
36 - 47	1,734	34.60%	30,975,576.28 AUD	41.09%	826	22,299,654.60 AUD	908	8,675,921.68 AUD	1,496	28,099,907.95 AUD	238	2,875,668.33 AUD
48 - 59	3,175	63.36%	43,517,278.99 AUD	57.72%	1,426	31,984,945.85 AUD	1,749	11,532,333.14 AUD	2,810	40,223,919.52 AUD	365	3,293,359.47 AUD
60 - 71	90	1.80%	783,105.92 AUD	1.04%	17	178,853.54 AUD	73	604,252.38 AUD	75	702,946.38 AUD	15	80,159.54 AUD
> 71	10	0.20%	37,290.73 AUD	0.05%	-	- AUD	10	37,290.73 AUD	9	36,512.38 AUD	1	778.35 AUD
Total	5,011	100.00%	75,392,390.24 AUD	100.00%	2,271	54,542,592.31 AUD	2,740	20,849,797.93 AUD	4,392	69,142,424.55 AUD	619	6,249,965.69 AUD

Statistics Seasoning	
Minimum Seasoning in months	15
Maximum Seasoning in months	82
Weighted Average Seasoning Term in months (by ODRB)	49.25

Pool Data VI

Product Type

Total Portfolio					Balloon				Vehicle Status			
Product Type	Number of Contracts	Percentage of Contracts	Outstanding Discounted Receivables Balance	Percentage of Balance	Balloon		No Balloon		New		Used	
					Number of Contracts	Outstanding Discounted Receivables Balance	Number of Contracts	Outstanding Discounted Receivables Balance	Number of Contracts	Outstanding Discounted Receivables Balance	Number of Contracts	Outstanding Discounted Receivables Balance
Hire Purchase	7	0.14%	85,021.27 AUD	0.11%	3	49,840.71 AUD	4	35,180.56 AUD	4	52,110.16 AUD	3	32,911.11 AUD
Chattel Mortgage	2,902	57.91%	50,594,972.31 AUD	67.11%	1,663	41,640,465.85 AUD	1,239	8,954,506.46 AUD	2,594	47,146,554.66 AUD	308	3,448,417.65 AUD
Consumer Loan	2,102	41.95%	24,712,396.66 AUD	32.78%	605	12,852,285.75 AUD	1,497	11,860,110.91 AUD	1,794	21,943,759.73 AUD	308	2,768,636.93 AUD
Total	5,011	100.00%	75,392,390.24 AUD	100.00%	2,271	54,542,592.31 AUD	2,740	20,849,797.93 AUD	4,392	69,142,424.55 AUD	619	6,249,965.69 AUD

Vehicle Status

Total Portfolio					Product Type					
Type of Car	Number of Contracts	Percentage of Contracts	Outstanding Discounted Receivables Balance	Percentage of Balance	Hire Purchase		Chattel Mortgage		Consumer Loan	
					Number of Contracts	Outstanding Discounted Receivables Balance	Number of Contracts	Outstanding Discounted Receivables Balance	Number of Contracts	Outstanding Discounted Receivables Balance
New Vehicles	4,392	87.65%	69,142,424.55 AUD	91.71%	4	52,110.16 AUD	2,594	47,146,554.66 AUD	1,794	21,943,759.73 AUD
Used Vehicles	619	12.35%	6,249,965.69 AUD	8.29%	3	32,911.11 AUD	308	3,448,417.65 AUD	308	2,768,636.93 AUD
Total	5,011	100.00%	75,392,390.24 AUD	100.00%	7	85,021.27 AUD	2,902	50,594,972.31 AUD	2,102	24,712,396.66 AUD

Balloon

Total Portfolio				
Balloon	Number of Contracts	Percentage of Contracts	Outstanding Discounted Receivables Balance	Percentage of Balance
Balloon	2,271	45.32%	54,542,592.31 AUD	72.34%
No Balloon	2,740	54.68%	20,849,797.93 AUD	27.66%
Total	5,011	100.00%	75,392,390.24 AUD	100.00%

Pool Data VII

Distribution by Vehicle Brand and Models

Total Portfolio						Product Type					
Make	Model	Number of Contracts	Percentage of Contracts	Outstanding Discounted Receivables Balance	Percentage of Balance	Hire Purchase		Chattel Mortgage		Consumer Loan	
						Number of Contracts	Outstanding Discounted Receivables Balance	Number of Contracts	Outstanding Discounted Receivables Balance	Number of Contracts	Outstanding Discounted Receivables Balance
Volkswagen Group Vehicles											
AUDI	A1	73	1.46%	707,215.46 AUD	0.94%	1	9,529.61 AUD	22	237,568.04 AUD	50	460,117.81 AUD
	A3	271	5.41%	5,024,483.45 AUD	6.66%	-	- AUD	133	2,902,003.27 AUD	138	2,122,480.18 AUD
	A4	179	3.57%	2,913,155.35 AUD	3.86%	-	- AUD	99	1,924,329.65 AUD	80	988,825.70 AUD
	A5	127	2.53%	2,837,967.20 AUD	3.76%	1	20,465.40 AUD	81	1,985,356.06 AUD	45	832,145.74 AUD
	A6	30	0.60%	866,465.84 AUD	1.15%	1	11,985.97 AUD	20	582,618.83 AUD	9	271,861.04 AUD
	A7	8	0.16%	357,050.17 AUD	0.47%	-	- AUD	7	308,763.61 AUD	1	48,286.56 AUD
	A8	7	0.14%	553,344.41 AUD	0.73%	-	- AUD	7	553,344.41 AUD	-	- AUD
	Q3	166	3.31%	2,939,146.56 AUD	3.90%	-	- AUD	93	1,787,049.04 AUD	73	1,152,097.52 AUD
	Q5	235	4.69%	6,167,387.26 AUD	8.18%	-	- AUD	154	4,255,580.49 AUD	81	1,911,806.77 AUD
	Q7	172	3.43%	6,380,888.39 AUD	8.46%	-	- AUD	144	5,310,092.04 AUD	28	1,070,796.35 AUD
	R8	3	0.06%	356,579.66 AUD	0.47%	-	- AUD	3	356,579.66 AUD	-	- AUD
	TT	23	0.46%	668,819.79 AUD	0.89%	-	- AUD	14	445,649.65 AUD	9	223,170.14 AUD
	SubTotal	1,294	25.82%	29,772,503.54 AUD	39.49%	3	41,980.98 AUD	777	20,648,934.75 AUD	514	9,081,587.81 AUD
BENTLEY											
	CONTINENTAL	-	0.00%	- AUD	0.00%	-	- AUD	-	- AUD	-	- AUD
	FLYING SPUR	1	0.02%	188,097.09 AUD	0.25%	-	- AUD	1	188,097.09 AUD	-	- AUD
	SubTotal	1	0.02%	188,097.09 AUD	0.25%	-	- AUD	1	188,097.09 AUD	-	- AUD
LAMBORGHINI											
	GALLARDO	-	0.00%	- AUD	0.00%	-	- AUD	-	- AUD	-	- AUD
	SubTotal	-	0.00%	- AUD	0.00%	-	- AUD	-	- AUD	-	- AUD
PORSCHE											
	BOXSTER	-	0.00%	- AUD	0.00%	-	- AUD	-	- AUD	-	- AUD
	CARRERA / 911	2	0.04%	55,911.45 AUD	0.07%	-	- AUD	1	55,506.54 AUD	1	404.91 AUD
	CAYENNE	4	0.08%	118,390.96 AUD	0.16%	-	- AUD	3	109,960.85 AUD	1	8,430.11 AUD
	CAYMAN	-	0.00%	- AUD	0.00%	-	- AUD	-	- AUD	-	- AUD
	MACAN	1	0.02%	38,008.35 AUD	0.05%	-	- AUD	1	38,008.35 AUD	-	- AUD
	SubTotal	7	0.14%	212,310.76 AUD	0.28%	-	- AUD	5	203,475.74 AUD	2	8,835.02 AUD
SKODA											
	FABIA	25	0.50%	80,895.94 AUD	0.11%	-	- AUD	6	20,135.06 AUD	19	60,760.88 AUD
	OCTAVIA	132	2.63%	1,109,233.49 AUD	1.47%	-	- AUD	47	455,923.40 AUD	85	653,310.09 AUD
	RAPID	12	0.24%	39,503.67 AUD	0.05%	-	- AUD	5	14,357.87 AUD	7	25,145.80 AUD
	ROOMSTER	-	0.00%	- AUD	0.00%	-	- AUD	-	- AUD	-	- AUD
	SUPERB	17	0.34%	153,707.66 AUD	0.20%	-	- AUD	7	62,154.87 AUD	10	91,552.79 AUD
	YETI	39	0.78%	202,539.87 AUD	0.27%	-	- AUD	7	44,435.97 AUD	32	158,103.90 AUD
	SubTotal	225	4.49%	1,585,880.63 AUD	2.10%	-	- AUD	72	597,007.17 AUD	153	988,873.46 AUD
VOLKSWAGEN											
	AMAROK	679	13.55%	10,059,283.46 AUD	13.34%	-	- AUD	581	8,699,495.20 AUD	98	1,359,788.26 AUD
	CADDY	112	2.24%	842,909.45 AUD	1.12%	-	- AUD	105	779,469.00 AUD	7	63,440.45 AUD
	CARAVELLE	2	0.04%	45,518.32 AUD	0.06%	-	- AUD	2	45,518.32 AUD	-	- AUD
	CRAFTER	48	0.96%	611,187.63 AUD	0.81%	-	- AUD	46	573,671.34 AUD	2	37,516.29 AUD
	EOS	2	0.04%	4,672.57 AUD	0.01%	-	- AUD	1	2,558.73 AUD	1	2,113.84 AUD
	GOLF	652	13.01%	7,007,670.87 AUD	9.29%	1	459.74 AUD	252	3,193,144.55 AUD	399	3,814,066.58 AUD
	JETTA	86	1.72%	530,766.28 AUD	0.70%	-	- AUD	32	241,479.82 AUD	54	289,286.46 AUD
	MULTIVAN	36	0.72%	642,858.22 AUD	0.85%	-	- AUD	32	582,732.16 AUD	4	60,126.06 AUD
	NEW BEETLE	6	0.12%	39,551.81 AUD	0.05%	-	- AUD	4	26,323.76 AUD	2	13,228.05 AUD
	PASSAT	102	2.04%	1,194,957.19 AUD	1.58%	-	- AUD	52	622,749.74 AUD	50	572,207.45 AUD
	POLO	242	4.83%	1,477,633.48 AUD	1.96%	-	- AUD	68	429,638.28 AUD	174	1,047,995.20 AUD
	SCIROCCO	12	0.24%	189,339.23 AUD	0.25%	-	- AUD	7	123,347.01 AUD	5	65,992.22 AUD
	TIGUAN	216	4.31%	2,298,166.17 AUD	3.05%	1	2,269.45 AUD	101	1,140,896.34 AUD	114	1,155,000.38 AUD
	TOUAREG	117	2.33%	2,934,426.92 AUD	3.89%	-	- AUD	82	2,237,335.59 AUD	34	674,928.80 AUD
	TRANSPORTER	73	1.46%	817,016.52 AUD	1.08%	-	- AUD	66	742,713.11 AUD	7	74,303.41 AUD
	UP!	4	0.08%	8,298.00 AUD	0.01%	-	- AUD	2	2,104.93 AUD	2	6,193.07 AUD
	SubTotal	2,389	47.68%	28,704,256.12 AUD	38.07%	3	24,891.72 AUD	1,433	19,443,177.88 AUD	953	9,236,186.52 AUD
Volkswagen Group Vehicles SubTotal											
	SubTotal	3,916	78.15%	60,463,048.14 AUD	80.20%	6	66,872.70 AUD	2,288	41,080,692.63 AUD	1,622	19,315,482.81 AUD

Pool Data VII

Distribution by Vehicle Brand and Models

Total Portfolio						Balloon				Vehicle Status			
Make	Model	Number of Contracts	Percentage of Contracts	Outstanding Discounted Receivables Balance	Percentage of Balance	Balloon		No Balloon		New		Used	
						Number of Contracts	Outstanding Discounted Receivables Balance	Number of Contracts	Outstanding Discounted Receivables Balance	Number of Contracts	Outstanding Discounted Receivables Balance	Number of Contracts	Outstanding Discounted Receivables Balance
Volkswagen Group Vehicles													
AUDI	A1	73	1.46%	707,215.46 AUD	0.94%	34	458,470.75 AUD	39	248,744.71 AUD	65	658,200.11 AUD	8	49,015.35 AUD
	A3	271	5.41%	5,024,483.45 AUD	6.66%	166	4,143,645.49 AUD	105	880,837.96 AUD	259	4,933,024.76 AUD	12	91,458.69 AUD
	A4	179	3.57%	2,913,155.35 AUD	3.86%	111	2,406,253.21 AUD	68	506,902.14 AUD	151	2,594,794.29 AUD	28	318,361.06 AUD
	A5	127	2.53%	2,837,967.20 AUD	3.76%	82	2,371,421.34 AUD	45	466,545.86 AUD	102	2,391,293.80 AUD	25	446,673.40 AUD
	A6	30	0.60%	866,465.84 AUD	1.15%	20	765,610.94 AUD	10	100,854.90 AUD	22	744,695.68 AUD	8	121,770.16 AUD
	A7	8	0.16%	357,050.17 AUD	0.47%	7	340,383.14 AUD	1	16,667.03 AUD	7	340,383.14 AUD	1	16,667.03 AUD
	A8	7	0.14%	553,344.41 AUD	0.73%	7	553,344.41 AUD	-	- AUD	7	553,344.41 AUD	-	- AUD
	Q3	166	3.31%	2,939,146.56 AUD	3.90%	102	2,349,202.10 AUD	64	589,944.46 AUD	152	2,743,440.19 AUD	14	195,706.37 AUD
	Q5	235	4.69%	6,167,387.26 AUD	8.18%	166	5,438,455.94 AUD	69	728,931.32 AUD	214	5,816,597.15 AUD	21	350,790.11 AUD
	Q7	172	3.43%	6,380,888.39 AUD	8.46%	122	5,599,855.00 AUD	50	781,033.39 AUD	155	6,029,472.02 AUD	17	351,416.37 AUD
	R8	3	0.06%	356,579.66 AUD	0.47%	2	304,960.58 AUD	1	51,619.08 AUD	3	356,579.66 AUD	-	- AUD
	TT	23	0.46%	668,819.79 AUD	0.89%	15	571,192.83 AUD	8	97,626.96 AUD	21	662,912.74 AUD	2	5,907.05 AUD
	SubTotal	1,294	25.82%	29,772,503.54 AUD	39.49%	834	25,302,795.73 AUD	460	4,469,707.81 AUD	1,158	27,824,737.95 AUD	136	1,947,765.59 AUD
BENTLEY	CONTINENTAL	-	0.00%	- AUD	0.00%	-	- AUD	-	- AUD	-	- AUD	-	- AUD
	FLYING SPUR	1	0.02%	188,097.09 AUD	0.25%	1	188,097.09 AUD	-	- AUD	1	188,097.09 AUD	-	- AUD
	SubTotal	1	0.02%	188,097.09 AUD	0.25%	1	188,097.09 AUD	-	- AUD	1	188,097.09 AUD	-	- AUD
LAMBORGHINI	GALLARDO	-	0.00%	- AUD	0.00%	-	- AUD	-	- AUD	-	- AUD	-	- AUD
	SubTotal	-	0.00%	- AUD	0.00%	-	- AUD	-	- AUD	-	- AUD	-	- AUD
PORSCHE	BOXSTER	-	0.00%	- AUD	0.00%	-	- AUD	-	- AUD	-	- AUD	-	- AUD
	CARRERA / 911	2	0.04%	55,911.45 AUD	0.07%	-	- AUD	2	55,911.45 AUD	-	- AUD	2	55,911.45 AUD
	CAYENNE	4	0.08%	118,390.96 AUD	0.16%	2	101,622.33 AUD	2	16,768.63 AUD	-	- AUD	4	118,390.96 AUD
	CAYMAN	-	0.00%	- AUD	0.00%	-	- AUD	-	- AUD	-	- AUD	-	- AUD
	MACAN	1	0.02%	38,008.35 AUD	0.05%	1	38,008.35 AUD	-	- AUD	1	38,008.35 AUD	-	- AUD
	SubTotal	7	0.14%	212,310.76 AUD	0.28%	3	139,630.68 AUD	4	72,680.08 AUD	1	38,008.35 AUD	6	174,302.41 AUD
SKODA	FABIA	25	0.50%	80,895.94 AUD	0.11%	3	15,547.31 AUD	22	65,348.63 AUD	24	79,913.77 AUD	1	982.17 AUD
	OCTAVIA	132	2.63%	1,109,233.49 AUD	1.47%	50	632,855.32 AUD	82	476,378.17 AUD	128	1,082,632.72 AUD	4	26,600.77 AUD
	RAPID	12	0.24%	39,503.67 AUD	0.05%	3	18,173.55 AUD	9	21,330.12 AUD	12	39,503.67 AUD	-	- AUD
	ROOMSTER	-	0.00%	- AUD	0.00%	-	- AUD	-	- AUD	-	- AUD	-	- AUD
	SUPERB	17	0.34%	153,707.66 AUD	0.20%	6	70,585.28 AUD	11	83,122.38 AUD	16	142,238.73 AUD	1	11,468.93 AUD
	YETI	39	0.78%	202,539.87 AUD	0.27%	12	94,931.34 AUD	27	107,608.53 AUD	37	188,700.04 AUD	2	13,839.83 AUD
	SubTotal	225	4.49%	1,585,880.63 AUD	2.10%	74	832,092.80 AUD	151	753,787.83 AUD	217	1,532,988.93 AUD	8	52,891.70 AUD
VOLKSWAGEN	AMAROK	679	13.55%	10,059,283.46 AUD	13.34%	355	7,249,681.07 AUD	324	2,809,602.39 AUD	657	9,777,414.00 AUD	22	281,869.46 AUD
	CADDY	112	2.24%	842,909.45 AUD	1.12%	50	583,765.43 AUD	62	259,144.02 AUD	107	815,263.76 AUD	5	27,645.69 AUD
	CARAVELLE	2	0.04%	45,518.32 AUD	0.06%	2	45,518.32 AUD	-	- AUD	2	45,518.32 AUD	-	- AUD
	CRAFTER	48	0.96%	611,187.63 AUD	0.81%	20	374,840.29 AUD	28	236,347.34 AUD	45	557,071.88 AUD	3	54,115.75 AUD
	EOS	2	0.04%	4,672.57 AUD	0.01%	-	- AUD	2	4,672.57 AUD	-	- AUD	2	4,672.57 AUD
	GOLF	652	13.01%	7,007,670.87 AUD	9.29%	236	4,133,941.45 AUD	416	2,873,729.42 AUD	613	6,759,770.89 AUD	39	247,899.98 AUD
	JETTA	86	1.72%	530,766.28 AUD	0.70%	21	227,856.31 AUD	65	302,909.97 AUD	76	497,420.56 AUD	10	33,345.72 AUD
	MULTIVAN	36	0.72%	642,858.22 AUD	0.85%	21	510,063.16 AUD	15	132,795.06 AUD	36	642,858.22 AUD	-	- AUD
	NEW BEETLE	6	0.12%	39,551.81 AUD	0.05%	2	23,781.92 AUD	4	15,769.89 AUD	6	39,551.81 AUD	-	- AUD
	PASSAT	102	2.04%	1,194,957.19 AUD	1.58%	44	829,933.75 AUD	58	365,023.44 AUD	77	1,033,656.31 AUD	25	161,300.88 AUD
	POLO	242	4.83%	1,477,633.48 AUD	1.96%	51	499,850.68 AUD	191	977,782.80 AUD	233	1,450,442.86 AUD	9	27,190.62 AUD
	SCIROCCO	12	0.24%	189,339.23 AUD	0.25%	5	109,744.36 AUD	7	79,594.87 AUD	11	180,778.01 AUD	1	8,561.22 AUD
	TIGUAN	216	4.31%	2,298,166.17 AUD	3.05%	85	1,338,992.09 AUD	131	959,174.08 AUD	197	2,148,398.33 AUD	19	149,767.84 AUD
	TOUAREG	117	2.33%	2,934,426.92 AUD	3.89%	77	2,534,606.75 AUD	40	399,820.17 AUD	104	2,714,866.55 AUD	13	219,560.37 AUD
	TRANSPORTER	73	1.46%	817,016.52 AUD	1.08%	32	526,776.43 AUD	41	290,240.09 AUD	67	788,537.14 AUD	6	28,479.38 AUD
	UP!	4	0.08%	8,298.00 AUD	0.01%	-	- AUD	4	8,298.00 AUD	4	8,298.00 AUD	-	- AUD
	SubTotal	2,389	47.68%	28,704,256.12 AUD	38.07%	1,001	18,989,352.01 AUD	1,388	9,714,904.11 AUD	2,235	27,459,846.64 AUD	154	1,244,409.48 AUD
Volkswagen Group Vehicles	SubTotal	3,916	78.15%	60,463,048.14 AUD	80.20%	1,913	45,451,968.31 AUD	2,003	15,011,079.83 AUD	3,612	57,043,678.96 AUD	304	3,419,369.18 AUD

Pool Data VII

Distribution by Vehicle Brand and Models

Total Portfolio						Product Type					
Make	Model	Number of Contracts	Percentage of Contracts	Outstanding Discounted Receivables Balance	Percentage of Balance	Hire Purchase		Chattel Mortgage		Consumer Loan	
						Number of Contracts	Outstanding Discounted Receivables Balance	Number of Contracts	Outstanding Discounted Receivables Balance	Number of Contracts	Outstanding Discounted Receivables Balance
Other Vehicles											
LAND ROVER		99	1.98%	3,220,764.11 AUD	4.27%	-	- AUD	64	2,288,219.01 AUD	35	932,545.10 AUD
HOLDEN		196	3.91%	2,113,358.40 AUD	2.80%	-	- AUD	90	1,124,453.05 AUD	106	988,905.35 AUD
SUBARU		64	1.28%	780,370.16 AUD	1.04%	1	18,148.57 AUD	29	398,858.15 AUD	34	363,363.44 AUD
TOYOTA		86	1.72%	934,564.78 AUD	1.24%	-	- AUD	53	570,671.01 AUD	33	363,893.77 AUD
HONDA		101	2.02%	855,247.16 AUD	1.13%	-	- AUD	33	295,047.55 AUD	68	560,199.61 AUD
MITSUBISHI		88	1.76%	796,349.86 AUD	1.06%	-	- AUD	57	517,018.54 AUD	31	279,331.32 AUD
FORD		52	1.04%	649,236.33 AUD	0.86%	-	- AUD	44	567,490.46 AUD	8	81,745.87 AUD
BMW		30	0.60%	539,992.96 AUD	0.72%	-	- AUD	20	356,182.00 AUD	10	183,810.96 AUD
NISSAN		61	1.22%	641,237.71 AUD	0.85%	-	- AUD	24	285,115.32 AUD	37	356,122.39 AUD
MAZDA		72	1.44%	643,008.58 AUD	0.85%	-	- AUD	38	379,590.90 AUD	34	263,417.68 AUD
MERCEDES-BENZ		37	0.74%	665,471.76 AUD	0.88%	-	- AUD	29	511,275.20 AUD	8	154,196.56 AUD
JAGUAR		11	0.22%	394,318.50 AUD	0.52%	-	- AUD	7	267,556.11 AUD	4	126,762.39 AUD
JEEP		29	0.58%	506,654.84 AUD	0.67%	-	- AUD	18	315,236.10 AUD	11	191,418.74 AUD
RENAULT		42	0.84%	332,158.18 AUD	0.44%	-	- AUD	28	245,507.66 AUD	14	86,650.52 AUD
MASERATI		6	0.12%	427,652.82 AUD	0.57%	-	- AUD	6	427,652.82 AUD	-	- AUD
HYUNDAI		27	0.54%	193,013.35 AUD	0.26%	-	- AUD	10	67,820.83 AUD	17	125,192.52 AUD
VOLVO		15	0.30%	310,949.35 AUD	0.41%	-	- AUD	10	227,642.25 AUD	5	83,307.10 AUD
ISUZU		24	0.48%	259,628.65 AUD	0.34%	-	- AUD	23	250,655.35 AUD	1	8,973.30 AUD
KIA		12	0.24%	97,824.92 AUD	0.13%	-	- AUD	8	73,354.63 AUD	4	24,470.29 AUD
LEXUS		10	0.20%	114,684.69 AUD	0.15%	-	- AUD	3	21,195.06 AUD	7	93,489.63 AUD
SUZUKI		13	0.26%	55,885.80 AUD	0.07%	-	- AUD	6	21,197.66 AUD	7	34,688.14 AUD
FERRARI		-	0.00%	- AUD	0.00%	-	- AUD	-	- AUD	-	- AUD
CHRYSLER		3	0.06%	85,116.20 AUD	0.11%	-	- AUD	3	85,116.20 AUD	-	- AUD
ALFA ROMEO		5	0.10%	75,140.20 AUD	0.10%	-	- AUD	2	9,452.53 AUD	3	65,687.67 AUD
ASTON MARTIN		-	0.00%	- AUD	0.00%	-	- AUD	-	- AUD	-	- AUD
PEUGEOT		3	0.06%	26,864.90 AUD	0.04%	-	- AUD	2	16,251.31 AUD	1	10,613.59 AUD
FIAT		1	0.02%	14,344.83 AUD	0.02%	-	- AUD	-	- AUD	1	14,344.83 AUD
TESLA		1	0.02%	104,143.20 AUD	0.14%	-	- AUD	1	104,143.20 AUD	-	- AUD
CITROEN		1	0.02%	20,918.36 AUD	0.03%	-	- AUD	1	20,918.36 AUD	-	- AUD
MINI		1	0.02%	9,532.81 AUD	0.01%	-	- AUD	1	9,532.81 AUD	-	- AUD
MCLAREN		1	0.02%	50,069.85 AUD	0.07%	-	- AUD	1	50,069.85 AUD	-	- AUD
FOTON		1	0.02%	3,955.46 AUD	0.01%	-	- AUD	1	3,955.46 AUD	-	- AUD
LOTUS		-	0.00%	- AUD	0.00%	-	- AUD	-	- AUD	-	- AUD
DODGE		-	0.00%	- AUD	0.00%	-	- AUD	-	- AUD	-	- AUD
GM		-	0.00%	- AUD	0.00%	-	- AUD	-	- AUD	-	- AUD
GREAT WALL		1	0.02%	3,783.08 AUD	0.01%	-	- AUD	-	- AUD	1	3,783.08 AUD
LDV		2	0.04%	3,100.30 AUD	0.00%	-	- AUD	2	3,100.30 AUD	-	- AUD
SSANGYONG		-	0.00%	- AUD	0.00%	-	- AUD	-	- AUD	-	- AUD
MAHINDRA		-	0.00%	- AUD	0.00%	-	- AUD	-	- AUD	-	- AUD
CHERY		-	0.00%	- AUD	0.00%	-	- AUD	-	- AUD	-	- AUD
Other Vehicles	SubTotal	1,095	21.85%	14,929,342.10 AUD	19.80%	1	18,148.57 AUD	614	9,514,279.68 AUD	480	5,396,913.85 AUD
Total		5,011	100.00%	75,392,390.24 AUD	100.00%	7	85,021.27 AUD	2,902	50,594,972.31 AUD	2,102	24,712,396.66 AUD

Pool Data VII

Distribution by Vehicle Brand and Models

Total Portfolio						Balloon				Vehicle Status			
Make	Model	Number of Contracts	Percentage of Contracts	Outstanding Discounted Receivables Balance	Percentage of Balance	Balloon		No Balloon		New		Used	
						Number of Contracts	Outstanding Discounted Receivables Balance	Number of Contracts	Outstanding Discounted Receivables Balance	Number of Contracts	Outstanding Discounted Receivables Balance	Number of Contracts	Outstanding Discounted Receivables Balance
Other Vehicles													
LAND ROVER		99	1.98%	3,220,764.11 AUD	4.27%	65	2,769,238.34 AUD	34	451,525.77 AUD	83	2,903,812.26 AUD	16	316,951.85 AUD
HOLDEN		196	3.91%	2,113,358.40 AUD	2.80%	47	925,525.80 AUD	149	1,187,832.60 AUD	148	1,770,855.76 AUD	48	342,502.64 AUD
SUBARU		64	1.28%	780,370.16 AUD	1.04%	28	471,385.11 AUD	36	308,985.05 AUD	52	702,765.85 AUD	12	77,604.31 AUD
TOYOTA		86	1.72%	934,564.78 AUD	1.24%	16	367,216.53 AUD	70	567,348.25 AUD	36	567,915.23 AUD	50	366,649.55 AUD
HONDA		101	2.02%	855,247.16 AUD	1.13%	18	270,914.83 AUD	83	584,332.33 AUD	84	748,053.32 AUD	17	107,193.84 AUD
MITSUBISHI		88	1.76%	796,349.86 AUD	1.06%	27	378,955.71 AUD	61	417,394.15 AUD	74	727,159.72 AUD	14	69,190.14 AUD
FORD		52	1.04%	649,236.33 AUD	0.86%	18	408,377.19 AUD	34	240,859.14 AUD	32	531,760.15 AUD	20	117,476.18 AUD
BMW		30	0.60%	539,992.96 AUD	0.72%	17	406,788.92 AUD	13	133,204.04 AUD	8	125,328.26 AUD	22	414,664.70 AUD
NISSAN		61	1.22%	641,237.71 AUD	0.85%	14	264,454.88 AUD	47	376,782.83 AUD	39	532,127.51 AUD	22	109,110.20 AUD
MAZDA		72	1.44%	643,008.58 AUD	0.85%	20	282,661.94 AUD	52	360,346.64 AUD	49	490,440.97 AUD	23	152,567.61 AUD
MERCEDES-BENZ		37	0.74%	665,471.76 AUD	0.88%	14	427,483.12 AUD	23	237,988.64 AUD	16	461,014.28 AUD	21	204,457.48 AUD
JAGUAR		11	0.22%	394,318.50 AUD	0.52%	9	344,043.87 AUD	2	50,274.63 AUD	8	321,938.31 AUD	3	72,380.19 AUD
JEEP		29	0.58%	506,654.84 AUD	0.67%	11	275,031.85 AUD	18	231,622.99 AUD	18	329,702.27 AUD	11	176,952.57 AUD
RENAULT		42	0.84%	332,158.18 AUD	0.44%	11	157,493.01 AUD	31	174,665.17 AUD	41	323,157.94 AUD	1	9,000.24 AUD
MASERATI		6	0.12%	427,652.82 AUD	0.57%	6	427,652.82 AUD	-	- AUD	5	372,189.55 AUD	1	55,463.27 AUD
HYUNDAI		27	0.54%	193,013.35 AUD	0.26%	5	53,248.33 AUD	22	139,765.02 AUD	15	101,651.90 AUD	12	91,361.45 AUD
VOLVO		15	0.30%	310,949.35 AUD	0.41%	10	271,100.11 AUD	5	39,849.24 AUD	14	307,468.46 AUD	1	3,480.89 AUD
ISUZU		24	0.48%	259,628.65 AUD	0.34%	9	151,479.88 AUD	15	108,148.77 AUD	23	255,891.63 AUD	1	3,737.02 AUD
KIA		12	0.24%	97,824.92 AUD	0.13%	2	38,496.62 AUD	10	59,328.30 AUD	9	86,205.42 AUD	3	11,619.50 AUD
LEXUS		10	0.20%	114,684.69 AUD	0.15%	3	68,996.79 AUD	7	45,687.90 AUD	1	32,684.19 AUD	9	82,000.50 AUD
SUZUKI		13	0.26%	55,885.80 AUD	0.07%	-	- AUD	13	55,885.80 AUD	10	46,405.89 AUD	3	9,479.91 AUD
FERRARI		-	0.00%	- AUD	0.00%	-	- AUD	-	- AUD	-	- AUD	-	- AUD
CHRYSLER		3	0.06%	85,116.20 AUD	0.11%	1	75,615.00 AUD	2	9,501.20 AUD	1	75,615.00 AUD	2	9,501.20 AUD
ALFA ROMEO		5	0.10%	75,140.20 AUD	0.10%	1	45,730.01 AUD	4	29,410.19 AUD	4	71,766.57 AUD	1	3,373.63 AUD
ASTON MARTIN		-	0.00%	- AUD	0.00%	-	- AUD	-	- AUD	-	- AUD	-	- AUD
PEUGEOT		3	0.06%	26,864.90 AUD	0.04%	2	24,069.12 AUD	1	2,795.78 AUD	3	26,864.90 AUD	-	- AUD
FIAT		1	0.02%	14,344.83 AUD	0.02%	-	- AUD	1	14,344.83 AUD	-	- AUD	1	14,344.83 AUD
TESLA		1	0.02%	104,143.20 AUD	0.14%	1	104,143.20 AUD	-	- AUD	1	104,143.20 AUD	-	- AUD
CITROEN		1	0.02%	20,918.36 AUD	0.03%	1	20,918.36 AUD	-	- AUD	1	20,918.36 AUD	-	- AUD
MINI		1	0.02%	9,532.81 AUD	0.01%	1	9,532.81 AUD	-	- AUD	1	9,532.81 AUD	1	9,532.81 AUD
MCLAREN		1	0.02%	50,069.85 AUD	0.07%	1	50,069.85 AUD	-	- AUD	1	50,069.85 AUD	-	- AUD
FOTON		1	0.02%	3,955.46 AUD	0.01%	-	- AUD	1	3,955.46 AUD	1	3,955.46 AUD	-	- AUD
LOTUS		-	0.00%	- AUD	0.00%	-	- AUD	-	- AUD	-	- AUD	-	- AUD
DODGE		-	0.00%	- AUD	0.00%	-	- AUD	-	- AUD	-	- AUD	-	- AUD
GM		-	0.00%	- AUD	0.00%	-	- AUD	-	- AUD	-	- AUD	-	- AUD
GREAT WALL		1	0.02%	3,783.08 AUD	0.01%	-	- AUD	1	3,783.08 AUD	1	3,783.08 AUD	-	- AUD
LDV		2	0.04%	3,100.30 AUD	0.00%	-	- AUD	2	3,100.30 AUD	2	3,100.30 AUD	-	- AUD
SSANGYONG		-	0.00%	- AUD	0.00%	-	- AUD	-	- AUD	-	- AUD	-	- AUD
MAHINDRA		-	0.00%	- AUD	0.00%	-	- AUD	-	- AUD	-	- AUD	-	- AUD
CHERY		-	0.00%	- AUD	0.00%	-	- AUD	-	- AUD	-	- AUD	-	- AUD
Other Vehicles	SubTotal	1,095	21.85%	14,929,342.10 AUD	19.80%	358	9,090,624.00 AUD	737	5,838,718.10 AUD	780	12,098,745.59 AUD	315	2,830,596.51 AUD
Total		5,011	100.00%	75,392,390.24 AUD	100.00%	2,271	54,542,592.31 AUD	2,740	20,849,797.93 AUD	4,392	69,142,424.55 AUD	619	6,249,965.69 AUD

Pool Data VIII

Region

Region	Total Portfolio				Product Type					
	Number of Contracts	Percentage of Contracts	Outstanding Discounted Receivables Balance	Percentage of Balance	Hire Purchase		Chattel Mortgage		Consumer Loan	
					Number of Contracts	Outstanding Discounted Receivables Balance	Number of Contracts	Outstanding Discounted Receivables Balance	Number of Contracts	Outstanding Discounted Receivables Balance
Australian Capital Territory	172	3.43%	2,567,594.59 AUD	3.41%	-	- AUD	66	1,202,823.37 AUD	106	1,364,771.22 AUD
New South Wales	2,380	47.50%	38,437,651.42 AUD	50.98%	5	50,872.77 AUD	1,434	26,157,524.81 AUD	941	12,229,253.84 AUD
Northern Territory	11	0.22%	155,567.91 AUD	0.21%	-	- AUD	5	79,581.33 AUD	6	75,986.58 AUD
Queensland	704	14.05%	10,966,690.92 AUD	14.55%	-	- AUD	438	8,132,361.03 AUD	266	2,834,329.89 AUD
South Australia	140	2.79%	2,125,490.30 AUD	2.82%	-	- AUD	93	1,643,126.30 AUD	47	482,364.00 AUD
Tasmania	11	0.22%	70,837.00 AUD	0.09%	-	- AUD	6	39,521.74 AUD	5	31,315.26 AUD
Victoria	1,258	25.10%	16,784,560.58 AUD	22.26%	1	11,985.97 AUD	694	10,893,696.47 AUD	563	5,878,878.14 AUD
Western Australia	335	6.69%	4,283,997.52 AUD	5.68%	1	22,162.53 AUD	166	2,446,337.26 AUD	168	1,815,497.73 AUD
Total	5,011	100.00%	75,392,390.24 AUD	100.00%	7	85,021.27 AUD	2,902	50,594,972.31 AUD	2,102	24,712,396.66 AUD

Pool Data VIII

Region

Region	Total Portfolio				Balloon				Vehicle Status			
	Number of Contracts	Percentage of Contracts	Outstanding Discounted Receivables Balance	Percentage of Balance	Balloon		No Balloon		New		Used	
					Number of Contracts	Outstanding Discounted Receivables Balance	Number of Contracts	Outstanding Discounted Receivables Balance	Number of Contracts	Outstanding Discounted Receivables Balance	Number of Contracts	Outstanding Discounted Receivables Balance
Australian Capital Territory	172	3.43%	2,567,594.59 AUD	3.41%	64	1,536,165.65 AUD	108	1,031,428.94 AUD	141	2,312,410.06 AUD	31	255,184.53 AUD
New South Wales	2,380	47.50%	38,437,651.42 AUD	50.98%	1,123	28,533,991.89 AUD	1,257	9,903,659.53 AUD	2,073	35,376,290.30 AUD	307	3,061,361.12 AUD
Northern Territory	11	0.22%	155,567.91 AUD	0.21%	4	108,021.09 AUD	7	47,546.82 AUD	8	127,259.34 AUD	3	28,308.57 AUD
Queensland	704	14.05%	10,966,690.92 AUD	14.55%	354	8,459,615.98 AUD	350	2,507,074.94 AUD	644	10,151,229.49 AUD	60	815,461.43 AUD
South Australia	140	2.79%	2,125,490.30 AUD	2.82%	62	1,578,526.19 AUD	78	546,964.11 AUD	132	2,044,045.51 AUD	8	81,444.79 AUD
Tasmania	11	0.22%	70,837.00 AUD	0.09%	1	10,785.00 AUD	10	60,052.00 AUD	7	40,157.22 AUD	4	30,679.78 AUD
Victoria	1,258	25.10%	16,784,560.58 AUD	22.26%	537	11,497,931.79 AUD	721	5,286,628.79 AUD	1,110	15,435,897.61 AUD	148	1,348,662.97 AUD
Western Australia	335	6.69%	4,283,997.52 AUD	5.68%	126	2,817,554.72 AUD	209	1,466,442.80 AUD	277	3,655,135.02 AUD	58	628,862.50 AUD
Total	5,011	100.00%	75,392,390.24 AUD	100.00%	2,271	54,542,592.31 AUD	2,740	20,849,797.93 AUD	4,392	69,142,424.55 AUD	619	6,249,965.69 AUD

Individual Hardship Extensions*

Individual Extensions Approved For After Poolcut*	Number of Contracts	Percentage of Contracts	Outstanding Discounted Receivables Balance	Percentage of Balance
None	4,929	98.36%	73,811,296.67 AUD	97.90%
1	66	1.32%	1,227,590.82 AUD	1.63%
2	15	0.30%	320,542.60 AUD	0.43%
3	1	0.02%	32,960.15 AUD	0.04%
Total	5,011	100.00%	75,392,390.24 AUD	100.00%

*Individual Hardship Extensions Approved For After Poolcut For Contracts Active At End of Reporting Period

Engine Type

Engine Type	Total Portfolio				Product Type					
	Number of Contracts	Percentage of Contracts	Outstanding Discounted Receivables Balance	Percentage of Balance	Hire Purchase		Chattel Mortgage		Consumer Loan	
					Number of Contracts	Outstanding Discounted Receivables Balance	Number of Contracts	Outstanding Discounted Receivables Balance	Number of Contracts	Outstanding Discounted Receivables Balance
EA 189 (Unfixed)	86	1.72%	976,099.62 AUD	1.29%	-	- AUD	58	709,852.85 AUD	28	266,246.77 AUD
Other	4,925	98.28%	74,416,290.62 AUD	98.71%	7	85,021.27 AUD	2,844	49,885,119.46 AUD	2,074	24,446,149.89 AUD
Total	5,011	100.00%	75,392,390.24 AUD	100.00%	7	85,021.27 AUD	2,902	50,594,972.31 AUD	2,102	24,712,396.66 AUD

Engine Type

Engine Type	Total Portfolio				Balloon				Vehicle Status			
	Number of Contracts	Percentage of Contracts	Outstanding Discounted Receivables Balance	Percentage of Balance	Balloon		No Balloon		New		Used	
					Number of Contracts	Outstanding Discounted Receivables Balance	Number of Contracts	Outstanding Discounted Receivables Balance	Number of Contracts	Outstanding Discounted Receivables Balance	Number of Contracts	Outstanding Discounted Receivables Balance
EA 189 (Unfixed)	86	1.72%	976,099.62 AUD	1.29%	38	652,701.23 AUD	48	323,398.39 AUD	61	737,077.28 AUD	25	239,022.34 AUD
Other	4,925	98.28%	74,416,290.62 AUD	98.71%	2,233	53,889,891.08 AUD	2,692	20,526,399.54 AUD	4,331	68,405,347.27 AUD	594	6,010,943.35 AUD
Total	5,011	100.00%	75,392,390.24 AUD	100.00%	2,271	54,542,592.31 AUD	2,740	20,849,797.93 AUD	4,392	69,142,424.55 AUD	619	6,249,965.69 AUD

Contract Level Data Net Salvage Recoveries By Contract By Month

No.	Month / Year of Origin	Month / Year of Net Salvage	Outstanding Discounted Receivables Balance at Poolcut	ABS Gross Salvage Loss	ABS Net Salvage Loss	ABS Recoveries After Net Salvage	ABS Net Salvage Loss After Recoveries	Loss Percentage on Product Balance	Geographical Location of Borrower	Vehicle Type (New/Used)	Vehicle Manufacturer	Product Type	Apr-16	May-16	Jun-16	Jul-16	Aug-16
1	06/2011	09/2016	1,860.50 AUD	626.16 AUD	626.16 AUD	553.65 AUD	72.51 AUD	3.90%	New South Wales	Used	VOLKSWAGEN	Hire Purchase	- AUD	- AUD	- AUD	- AUD	- AUD
2	11/2015	09/2016	60,078.86 AUD	60,874.87 AUD	26,200.93 AUD	2,505.51 AUD	23,695.42 AUD	39.44%	Victoria	New	VOLKSWAGEN	Chattel Mortgage	- AUD	- AUD	- AUD	- AUD	- AUD
3	12/2013	10/2016	18,319.28 AUD	16,336.44 AUD	10,826.08 AUD	232.95 AUD	10,593.13 AUD	57.83%	New South Wales	New	SKODA	Chattel Mortgage	- AUD	- AUD	- AUD	- AUD	- AUD
4	04/2016	10/2016	52,800.84 AUD	52,800.84 AUD	86,947.62 AUD	61.89 AUD	85,885.73 AUD	38.79%	Victoria	New	AUDI	Chattel Mortgage	- AUD	- AUD	- AUD	- AUD	- AUD
5	07/2015	10/2016	232,944.53 AUD	228,377.13 AUD	28,323.97 AUD	- AUD	28,323.97 AUD	37.32%	Australian Capital Territory	New	LAND ROVER	Chattel Mortgage	- AUD	- AUD	- AUD	- AUD	- AUD
6	12/2014	12/2016	33,434.92 AUD	34,160.95 AUD	20,747.34 AUD	15,330.57 AUD	5,416.77 AUD	16.20%	New South Wales	New	VOLKSWAGEN	Chattel Mortgage	- AUD	- AUD	- AUD	- AUD	- AUD
7	07/2015	12/2016	17,037.69 AUD	16,071.28 AUD	6,657.33 AUD	83.19 AUD	6,574.14 AUD	38.59%	New South Wales	Used	HYUNDAI	Chattel Mortgage	- AUD	- AUD	- AUD	- AUD	- AUD
8	07/2014	01/2017	8,701.20 AUD	7,486.81 AUD	1,479.90 AUD	39.75 AUD	1,440.15 AUD	16.55%	Victoria	Used	VOLKSWAGEN	Chattel Mortgage	- AUD	- AUD	- AUD	- AUD	- AUD
9	09/2015	01/2017	63,326.79 AUD	63,058.81 AUD	32,491.93 AUD	747.55 AUD	31,744.38 AUD	50.19%	Victoria	New	VOLKSWAGEN	Consumer Loan	- AUD	- AUD	- AUD	- AUD	- AUD
10	10/2015	01/2017	63,134.00 AUD	62,060.37 AUD	16,945.06 AUD	81.95 AUD	16,863.11 AUD	27.17%	Western Australia	Used	VOLKSWAGEN	Consumer Loan	- AUD	- AUD	- AUD	- AUD	- AUD
11	01/2016	02/2017	14,679.87 AUD	14,567.89 AUD	12,659.49 AUD	10,205.53 AUD	2,453.96 AUD	14.54%	Queensland	Used	VOLKSWAGEN	Chattel Mortgage	- AUD	- AUD	- AUD	- AUD	- AUD
12	07/2015	03/2017	11,749.97 AUD	11,749.97 AUD	- AUD	(2,129.93) AUD	13,879.90 AUD	18.19%	Victoria	New	NISSAN	Chattel Mortgage	- AUD	- AUD	- AUD	- AUD	- AUD
13	09/2011	04/2017	4,070.55 AUD	825.92 AUD	825.92 AUD	343.24 AUD	482.68 AUD	11.86%	Victoria	New	AUDI	Hire Purchase	- AUD	- AUD	- AUD	- AUD	- AUD
14	01/2015	04/2017	65,091.28 AUD	59,126.45 AUD	29,466.64 AUD	64.16 AUD	29,402.48 AUD	45.17%	Western Australia	Used	TOYOTA	Chattel Mortgage	- AUD	- AUD	- AUD	- AUD	- AUD
15	03/2015	04/2017	55,627.09 AUD	58,864.67 AUD	31,299.89 AUD	227.17 AUD	31,072.72 AUD	52.79%	Queensland	Used	AUDI	Chattel Mortgage	- AUD	- AUD	- AUD	- AUD	- AUD
16	03/2015	04/2017	47,238.86 AUD	39,488.75 AUD	17,772.21 AUD	9,129.49 AUD	8,642.72 AUD	18.30%	New South Wales	New	NISSAN	Chattel Mortgage	- AUD	- AUD	- AUD	- AUD	- AUD
17	01/2016	04/2017	28,866.99 AUD	14,091.59 AUD	14,420.30 AUD	446.97 AUD	13,973.33 AUD	48.41%	Victoria	New	VOLKSWAGEN	Chattel Mortgage	- AUD	- AUD	- AUD	- AUD	- AUD
18	11/2014	05/2017	3,529.66 AUD	2,386.37 AUD	2,386.37 AUD	67.72 AUD	2,318.65 AUD	65.69%	New South Wales	Used	HOLDEN	Consumer Loan	- AUD	- AUD	- AUD	- AUD	- AUD
19	01/2015	05/2017	89,442.27 AUD	84,149.54 AUD	36,978.76 AUD	64.28 AUD	36,914.48 AUD	41.27%	Western Australia	New	AUDI	Chattel Mortgage	- AUD	- AUD	- AUD	- AUD	- AUD
20	09/2015	05/2017	39,753.20 AUD	40,932.12 AUD	22,554.31 AUD	- AUD	22,554.31 AUD	56.74%	Victoria	New	HOLDEN	Consumer Loan	- AUD	- AUD	- AUD	- AUD	- AUD
21	03/2013	06/2017	13,307.64 AUD	6,653.62 AUD	6,653.62 AUD	6,048.74 AUD	604.88 AUD	4.55%	Victoria	New	VOLKSWAGEN	Chattel Mortgage	- AUD	- AUD	- AUD	- AUD	- AUD
22	03/2015	06/2017	37,319.68 AUD	37,319.68 AUD	27,257.29 AUD	2,302.16 AUD	24,955.12 AUD	66.80%	Victoria	Used	VOLKSWAGEN	Consumer Loan	- AUD	- AUD	- AUD	- AUD	- AUD
23	05/2015	06/2017	50,673.24 AUD	46,496.46 AUD	47,969.97 AUD	(9,102.00) AUD	57,071.97 AUD	112.63%	Australian Capital Territory	Used	Audi	Chattel Mortgage	- AUD	- AUD	- AUD	- AUD	- AUD
24	12/2015	06/2017	62,823.64 AUD	60,897.74 AUD	27,746.32 AUD	357.62 AUD	27,388.70 AUD	43.60%	Victoria	New	VOLKSWAGEN	Consumer Loan	- AUD	- AUD	- AUD	- AUD	- AUD
25	12/2014	07/2017	13,992.70 AUD	11,962.76 AUD	12,035.12 AUD	(285.67) AUD	12,320.79 AUD	88.06%	Queensland	New	VOLKSWAGEN	Consumer Loan	- AUD	- AUD	- AUD	- AUD	- AUD
26	03/2015	07/2017	10,922.80 AUD	98,920.46 AUD	97,677.10 AUD	82,343.16 AUD	15,629.24 AUD	142.92%	Victoria	Used	VOLKSWAGEN	Chattel Mortgage	- AUD	- AUD	- AUD	- AUD	- AUD
27	05/2015	07/2017	62,614.34 AUD	52,855.22 AUD	16,089.48 AUD	14.54 AUD	15,946.94 AUD	25.47%	New South Wales	New	AUDI	Chattel Mortgage	- AUD	- AUD	- AUD	- AUD	- AUD
28	09/2015	07/2017	52,720.31 AUD	44,906.04 AUD	14,530.49 AUD	5,639.86 AUD	8,890.63 AUD	16.86%	Queensland	Used	VOLKSWAGEN	Chattel Mortgage	- AUD	- AUD	- AUD	- AUD	- AUD
29	09/2015	07/2017	35,839.07 AUD	30,963.38 AUD	14,981.00 AUD	80.63 AUD	14,900.37 AUD	41.58%	Queensland	Used	TOYOTA	Chattel Mortgage	- AUD	- AUD	- AUD	- AUD	- AUD
30	07/2015	07/2017	57,603.10 AUD	52,295.22 AUD	27,692.79 AUD	748.65 AUD	26,944.17 AUD	46.85%	New South Wales	Used	HOLDEN	Chattel Mortgage	- AUD	- AUD	- AUD	- AUD	- AUD
31	11/2015	07/2017	30,648.18 AUD	27,298.55 AUD	21,617.98 AUD	1,910.99 AUD	19,706.99 AUD	64.30%	Victoria	Used	HOLDEN	Chattel Mortgage	- AUD	- AUD	- AUD	- AUD	- AUD
32	01/2014	08/2017	7,181.83 AUD	4,316.52 AUD	4,316.52 AUD	(3,751.50) AUD	8,068.02 AUD	112.34%	New South Wales	Used	AUDI	Chattel Mortgage	- AUD	- AUD	- AUD	- AUD	- AUD
33	10/2015	08/2017	30,334.95 AUD	25,298.96 AUD	7,311.71 AUD	111.25 AUD	7,200.46 AUD	23.74%	New South Wales	New	MAZDA	Chattel Mortgage	- AUD	- AUD	- AUD	- AUD	- AUD
34	10/2015	08/2017	21,865.93 AUD	18,106.67 AUD	11,754.76 AUD	36.55 AUD	11,728.11 AUD	53.63%	Western Australia	Used	HOLDEN	Chattel Mortgage	- AUD	- AUD	- AUD	- AUD	- AUD
35	09/2013	09/2017	7,825.16 AUD	2,625.41 AUD	2,625.41 AUD	2,463.51 AUD	161.90 AUD	2.07%	Western Australia	Used	AUDI	Consumer Loan	- AUD	- AUD	- AUD	- AUD	- AUD
36	11/2014	09/2017	34,259.68 AUD	28,983.72 AUD	17,951.68 AUD	(63.05) AUD	18,004.73 AUD	52.55%	Western Australia	New	VOLKSWAGEN	Consumer Loan	- AUD	- AUD	- AUD	- AUD	- AUD
37	11/2015	09/2017	67,777.47 AUD	58,310.80 AUD	19,273.12 AUD	3,302.73 AUD	15,970.39 AUD	23.56%	New South Wales	Used	AUDI	Consumer Loan	- AUD	- AUD	- AUD	- AUD	- AUD
38	11/2015	09/2017	55,399.26 AUD	51,801.93 AUD	29,761.44 AUD	63.85 AUD	29,697.59 AUD	53.61%	Victoria	Used	HOLDEN	Consumer Loan	- AUD	- AUD	- AUD	- AUD	- AUD
39	08/2014	10/2017	23,443.21 AUD	23,167.59 AUD	9,850.43 AUD	9,850.43 AUD	9,850.43 AUD	42.15%	New South Wales	Used	VOLKSWAGEN	Chattel Mortgage	- AUD	- AUD	- AUD	- AUD	- AUD
40	03/2015	10/2017	38,663.06 AUD	30,917.67 AUD	27,085.78 AUD	353.79 AUD	26,731.99 AUD	69.14%	Victoria	Used	JAGUAR	Consumer Loan	- AUD	- AUD	- AUD	- AUD	- AUD
41	07/2015	10/2017	51,731.91 AUD	45,960.68 AUD	45,375.27 AUD	12,486.41 AUD	32,888.86 AUD	63.58%	Victoria	New	HOLDEN	Chattel Mortgage	- AUD	- AUD	- AUD	- AUD	- AUD
42	10/2013	11/2017	34,397.69 AUD	30,998.00 AUD	11,786.54 AUD	294.25 AUD	11,492.29 AUD	33.41%	Victoria	New	VOLKSWAGEN	Chattel Mortgage	- AUD	- AUD	- AUD	- AUD	- AUD
43	03/2015	11/2017	47,393.62 AUD	37,972.68 AUD	37,590.95 AUD	24,989.87 AUD	12,601.08 AUD	31.20%	South Australia	Used	AUDI	Chattel Mortgage	- AUD	- AUD	- AUD	- AUD	- AUD
44	09/2015	11/2017	40,379.35 AUD	33,043.53 AUD	17,037.19 AUD	100.99 AUD	16,936.20 AUD	41.94%	New South Wales	New	AUDI	Consumer Loan	- AUD	- AUD	- AUD	- AUD	- AUD
45	11/2015	11/2017	88,774.31 AUD	80,308.66 AUD	51,842.76 AUD	1,068.77 AUD	50,773.99 AUD	57.19%	Australian Capital Territory	Used	JEEP	Consumer Loan	- AUD	- AUD	- AUD	- AUD	- AUD
46	12/2015	11/2017	36,457.69 AUD	29,824.20 AUD	14,553.93 AUD	- AUD	14,553.93 AUD	39.92%	Western Australia	New	VOLKSWAGEN	Chattel Mortgage	- AUD	- AUD	- AUD	- AUD	- AUD
47	07/2013	12/2017	15,937.13 AUD	10,694.81 AUD	902.07 AUD	105.65 AUD	693.42 AUD	4.35%	Victoria	Used	HOLDEN	Chattel Mortgage	- AUD	- AUD	- AUD	- AUD	- AUD
48	01/2016	12/2017	49,625.96 AUD	43,381.16 AUD	42,851.97 AUD	12,737.67 AUD	30,114.30 AUD	60.68%	New South Wales	New	TOYOTA	Chattel Mortgage	- AUD	- AUD	- AUD	- AUD	- AUD
49	01/2014	01/2018	9,232.43 AUD	8,382.24 AUD	- AUD	8,382.24 AUD	21.37%	Queensland	New	VOLKSWAGEN	Chattel Mortgage	- AUD	- AUD	- AUD	- AUD	- AUD	
50	12/2014	01/2018	31,533.39 AUD	26,190.62 AUD	26,866.33 AUD	10,222.79 AUD	15,643.54 AUD	49.61%	New South Wales	New	VOLKSWAGEN	Chattel Mortgage	- AUD	- AUD	- AUD	- AUD	- AUD
51	01/2015	01/2018	48,138.34 AUD	41,215.56 AUD	41,215.56 AUD	(6,738.07) AUD	47,953.63 AUD	99.62%	Victoria	New	VOLKSWAGEN	Consumer Loan	- AUD	- AUD	- AUD	- AUD	- AUD
52	07/2015	01/2018	121,891.92 AUD	96,817.08 AUD	65,803.47 AUD	4,099.50 AUD	61,703.97 AUD	50.24%	New South Wales	Used	AUDI	Chattel Mortgage	- AUD	- AUD	- AUD	- AUD	- AUD
53	09/2015	01/2018	74,825.46 AUD	62,459.73 AUD	30,392.99 AUD	- AUD	30,392.99 AUD	40.62%	New South Wales	New	AUDI	Chattel Mortgage	- AUD	- AUD	- AUD	- AUD	- AUD
54	11/2015	01/2018	41,335.02 AUD	29,824.40 AUD	6,029.83 AUD	- AUD	6,029.83 AUD	14.59%	Western Australia	New	VOLKSWAGEN	Chattel Mortgage	- AUD	- AUD	- AUD	- AUD	- AUD
55	11/2015	01/2018	55,382.19 AUD	30,325.13 AUD	12,999.15 AUD	(194.45) AUD	13,103.60 AUD	37.03%	Victoria	New	VOLKSWAGEN	Chattel Mortgage	- AUD	- AUD	- AUD	- AUD	- AUD
56	12/2015	01/2018	55,989.43 AUD	48,589.39 AUD	48,589.39 AUD	43.51 AUD	48,545.88 AUD	86.71%	Victoria	New	VOLKSWAGEN	Chattel Mortgage	- AUD	- AUD	- AUD	- AUD	- AUD
57	01/2016	01/2018	69,134.17 AUD	57,551.42 AUD	30,717.18 AUD	241.81 AUD	30,475.37 AUD	44.08%	New South Wales	New	FORD	Consumer Loan	- AUD	- AUD	- AUD	- AUD	- AUD
58	06/2012	02/2018	13,621.14 AUD	439.88 AUD	439.88 AUD	431.71 AUD	8.17 AUD	0.06%	Victoria	New	SSANGYONG	Chattel Mortgage	- AUD	- AUD	- AUD	- AUD	- AUD
59	10/2013	02/2018	44,537.57 AUD	32,914.77 AUD	8,086.89 AUD	(123.00) AUD	8,209.88 AUD	18.43%	New South Wales	New	VOLKSWAGEN	Chattel Mortgage	- AUD	- AUD	- AUD	- AUD	- AUD
60	07/2014	02/2018	14,188.94 AUD	420.87 AUD	420.87 AUD	482.15 AUD	161.28 AUD	0.43%	Queensland	Used	VOLKSWAGEN	Chattel Mortgage	- AUD	- AUD	- AUD	- AUD	- AUD
61	02/2015	02/2018	20,504.90 AUD	13,993.92 AUD	4,358.22 AUD	108.91 AUD	4,249.31 AUD	20.72%	Queensland	Used	VOLKSWAGEN	Chattel Mortgage	- AUD	- AUD	- AUD	- AUD	- AUD
62	07/2015	02/2018	111,684.74 AUD	89,099.83 AUD	89,401.79 AUD	(471.28) AUD	88,930.51 AUD	80.47%	New South Wales	Used	AUDI	Chattel Mortgage	- AUD	- AUD	- AUD	- AUD	- AUD
63	11/2015	02/2018	38,798.58 AUD	31,893.24 AUD	15,408.02 AUD	9,992.87 AUD	5,415.15 AUD	13.96%	Victoria	New	MITSUBISHI	Chattel Mortgage	- AUD	- AUD	- AUD	- AUD	- AUD
64	12/2015	02/2018	25,428.28 AUD	22,489.00 AUD	15,210.80 AUD	1,521.90 AUD	15,210.80 AUD	57.59%	Queensland	Used	HOLDEN	Chattel Mortgage	- AUD	- AUD	- AUD	- AUD	- AUD
65	04/2014	03/2018	16,785.45 AUD	11,200.53 AUD	4,656.17 AUD	1,291.95 AUD	1,291.95 AUD	7.70%	New South Wales	New	VOLKSWAGEN	Consumer Loan	- AUD	- AUD	- AUD	- AUD	- AUD
66	02/2015	03/2018	46,359.36 AUD	36,614.68 AUD	14,506.05 AUD	288.41 AUD	14,207.64 AUD	30.65%	Victoria	New	SUBARU	Consumer Loan	- AUD	- AUD	- AUD	- AUD	- AUD
67	02/2015	03/2018	66,747.91 AUD	54,729.42 AUD	31,209.09 AUD	1,151.35 AUD	30,057.74 AUD	45.03%	Queensland	New	VOLKSWAGEN	Chattel Mortgage	- AUD	- AUD	- AUD	- AUD	- AUD
68	08/2015	03/2018	51,610.82 AUD	45,263.20 AUD	43,593.58 AUD	17,550.93 AUD	26,042.75 AUD	50.46%	New South Wales	Used	LEXUS	Chattel Mortgage	- AUD	- AUD	- AUD	- AUD	- AUD
69	01/2016	03/2018	51,010.214 AUD	43,110.214 AUD	23,742.47 AUD	23,742.47 AUD	23,742.47 AUD	46									

Contract Level Data Net Salvage Recoveries By Contract By Month

No.	Month / Year of Origination	Month / Year of Net Salvage	Outstanding Discounted Recoverables Balance at Poolcut	ABS Gross Salvage Loss	ABS Net Salvage Loss	ABS Recoveries After Net Salvage	ABS Net Salvage Loss After Recoveries	Loss Percentage on Product Balance	Geographical Location of Borrower	Vehicle Type (New/Used)	Vehicle Manufacturer	Product Type	Apr-16	May-16	Jun-16	Jul-16	Aug-16
97	05/2015	09/2018	30,042.42 AUD	21,457.05 AUD	11,609.93 AUD	1,228.48 AUD	10,381.45 AUD	34.56%	New South Wales	New	AUDI	Consumer Loan	- AUD	- AUD	- AUD	- AUD	- AUD
98	06/2015	09/2018	97,348.20 AUD	85,816.04 AUD	55,399.87 AUD	(77.98) AUD	55,477.85 AUD	56.99%	Queensland	New	AUDI	Chattel Mortgage	- AUD	- AUD	- AUD	- AUD	- AUD
99	07/2015	09/2018	39,411.12 AUD	28,664.52 AUD	30,781.45 AUD	4,431.09 AUD	26,350.36 AUD	66.86%	New South Wales	New	VOLKSWAGEN	Chattel Mortgage	- AUD	- AUD	- AUD	- AUD	- AUD
100	08/2015	09/2018	17,236.11 AUD	169.31 AUD	169.31 AUD	- AUD	169.31 AUD	0.98%	New South Wales	New	VOLKSWAGEN	Chattel Mortgage	- AUD	- AUD	- AUD	- AUD	- AUD
101	10/2015	09/2018	62,350.21 AUD	53,486.35 AUD	30,012.59 AUD	- AUD	30,012.59 AUD	48.14%	Victoria	New	HOLDEN	Consumer Loan	- AUD	- AUD	- AUD	- AUD	- AUD
102	10/2015	09/2018	32,205.43 AUD	20,657.40 AUD	12,519.36 AUD	- AUD	12,519.36 AUD	38.87%	Queensland	New	VOLKSWAGEN	Chattel Mortgage	- AUD	- AUD	- AUD	- AUD	- AUD
103	01/2015	10/2018	60,041.87 AUD	49,934.78 AUD	49,060.69 AUD	13,112.23 AUD	35,948.46 AUD	59.87%	New South Wales	New	AUDI	Chattel Mortgage	- AUD	- AUD	- AUD	- AUD	- AUD
104	03/2015	10/2018	43,151.62 AUD	27,081.38 AUD	5,214.47 AUD	- AUD	5,214.47 AUD	12.08%	Queensland	New	VOLKSWAGEN	Chattel Mortgage	- AUD	- AUD	- AUD	- AUD	- AUD
105	07/2015	10/2018	19,038.19 AUD	13,664.95 AUD	4,618.79 AUD	- AUD	4,618.79 AUD	24.30%	Queensland	Used	TOYOTA	Chattel Mortgage	- AUD	- AUD	- AUD	- AUD	- AUD
106	08/2015	10/2018	34,399.39 AUD	26,260.55 AUD	20,456.83 AUD	256.81 AUD	20,200.02 AUD	58.72%	Queensland	New	VOLKSWAGEN	Chattel Mortgage	- AUD	- AUD	- AUD	- AUD	- AUD
107	09/2015	10/2018	45,418.51 AUD	33,450.29 AUD	33,689.27 AUD	3,023.69 AUD	30,665.58 AUD	67.52%	Queensland	New	VOLKSWAGEN	Chattel Mortgage	- AUD	- AUD	- AUD	- AUD	- AUD
108	01/2016	10/2018	37,683.36 AUD	29,320.87 AUD	23,304.74 AUD	622.47 AUD	22,682.27 AUD	60.19%	Queensland	Used	BMW	Consumer Loan	- AUD	- AUD	- AUD	- AUD	- AUD
109	02/2015	11/2018	92,952.01 AUD	79,222.92 AUD	79,264.59 AUD	43,912.25 AUD	34,352.33 AUD	36.9%	New South Wales	New	AUDI	Chattel Mortgage	- AUD	- AUD	- AUD	- AUD	- AUD
110	03/2015	11/2018	50,001.97 AUD	36,923.28 AUD	10,750.86 AUD	- AUD	10,750.86 AUD	21.50%	Queensland	New	AUDI	Chattel Mortgage	- AUD	- AUD	- AUD	- AUD	- AUD
111	05/2015	11/2018	44,965.29 AUD	28,156.21 AUD	5,293.52 AUD	- AUD	5,293.52 AUD	11.77%	New South Wales	New	VOLKSWAGEN	Chattel Mortgage	- AUD	- AUD	- AUD	- AUD	- AUD
112	05/2015	11/2018	34,843.71 AUD	19,480.79 AUD	1,586.13 AUD	371.92 AUD	1,214.21 AUD	3.48%	New South Wales	New	MAZDA	Consumer Loan	- AUD	- AUD	- AUD	- AUD	- AUD
113	07/2015	11/2018	41,896.26 AUD	29,931.55 AUD	23,917.61 AUD	2,684.36 AUD	21,233.25 AUD	50.73%	Queensland	New	VOLKSWAGEN	Chattel Mortgage	- AUD	- AUD	- AUD	- AUD	- AUD
114	08/2015	11/2018	12,336.77 AUD	6,047.17 AUD	6,094.54 AUD	(3,505.50) AUD	9,600.04 AUD	77.82%	Queensland	Used	TOYOTA	Chattel Mortgage	- AUD	- AUD	- AUD	- AUD	- AUD
115	04/2013	12/2018	17,674.89 AUD	3,259.14 AUD	3,259.14 AUD	3,607.61 AUD	(348.47) AUD	-1.97%	Victoria	New	VOLKSWAGEN	Consumer Loan	- AUD	- AUD	- AUD	- AUD	- AUD
116	07/2014	12/2018	40,485.61 AUD	29,616.68 AUD	10,890.18 AUD	2,000.00 AUD	8,890.18 AUD	21.96%	New South Wales	New	VOLKSWAGEN	Chattel Mortgage	- AUD	- AUD	- AUD	- AUD	- AUD
117	05/2015	12/2018	14,792.40 AUD	603.89 AUD	603.89 AUD	- AUD	603.89 AUD	4.08%	New South Wales	New	VOLKSWAGEN	Chattel Mortgage	- AUD	- AUD	- AUD	- AUD	- AUD
118	08/2015	12/2018	18,358.91 AUD	28,631.99 AUD	18,106.24 AUD	- AUD	18,106.24 AUD	43.85%	Victoria	New	VOLKSWAGEN	Chattel Mortgage	- AUD	- AUD	- AUD	- AUD	- AUD
119	08/2015	12/2018	120,600.40 AUD	88,369.45 AUD	26,900.46 AUD	143.81 AUD	26,756.25 AUD	22.19%	Australian Capital Territory	New	TOYOTA	Chattel Mortgage	- AUD	- AUD	- AUD	- AUD	- AUD
120	09/2015	12/2018	16,797.76 AUD	6,885.82 AUD	6,885.82 AUD	6,504.25 AUD	381.57 AUD	2.27%	Victoria	New	VOLKSWAGEN	Consumer Loan	- AUD	- AUD	- AUD	- AUD	- AUD
121	01/2016	12/2018	69,394.21 AUD	38,067.64 AUD	38,294.46 AUD	1,930.20 AUD	40,214.66 AUD	57.96%	New South Wales	New	AUDI	Consumer Loan	- AUD	- AUD	- AUD	- AUD	- AUD
122	01/2016	01/2019	19,732.81 AUD	19,732.81 AUD	19,341.81 AUD	(490.00) AUD	19,341.81 AUD	96.70%	Victoria	Used	TOYOTA	Consumer Loan	- AUD	- AUD	- AUD	- AUD	- AUD
123	03/2015	01/2019	30,277.90 AUD	17,527.09 AUD	5,874.27 AUD	- AUD	5,874.27 AUD	19.40%	New South Wales	New	VOLKSWAGEN	Chattel Mortgage	- AUD	- AUD	- AUD	- AUD	- AUD
124	08/2011	02/2019	17,163.76 AUD	632.57 AUD	632.57 AUD	- AUD	632.57 AUD	3.69%	New South Wales	New	VOLKSWAGEN	Consumer Loan	- AUD	- AUD	- AUD	- AUD	- AUD
125	07/2015	02/2019	112,001.79 AUD	90,544.75 AUD	23,618.20 AUD	(50.17) AUD	23,668.37 AUD	21.13%	New South Wales	New	BMW	Chattel Mortgage	- AUD	- AUD	- AUD	- AUD	- AUD
126	11/2015	02/2019	44,620.89 AUD	30,666.77 AUD	30,666.77 AUD	21,203.00 AUD	9,357.77 AUD	20.97%	Victoria	New	VOLKSWAGEN	Chattel Mortgage	- AUD	- AUD	- AUD	- AUD	- AUD
127	10/2013	03/2019	24,330.75 AUD	13,464.56 AUD	6,571.81 AUD	- AUD	6,571.81 AUD	27.01%	New South Wales	New	VOLKSWAGEN	Chattel Mortgage	- AUD	- AUD	- AUD	- AUD	- AUD
128	05/2014	03/2019	40,243.48 AUD	27,702.94 AUD	15,900.00 AUD	- AUD	11,802.94 AUD	29.33%	Victoria	New	VOLKSWAGEN	Chattel Mortgage	- AUD	- AUD	- AUD	- AUD	- AUD
129	03/2015	03/2019	43,824.96 AUD	26,906.14 AUD	27,017.03 AUD	7.81 AUD	27,009.22 AUD	61.63%	Victoria	Used	AUDI	Chattel Mortgage	- AUD	- AUD	- AUD	- AUD	- AUD
130	09/2015	03/2019	63,080.97 AUD	37,954.57 AUD	11,749.83 AUD	650.77 AUD	11,099.06 AUD	17.59%	New South Wales	New	VOLKSWAGEN	Chattel Mortgage	- AUD	- AUD	- AUD	- AUD	- AUD
131	12/2015	03/2019	48,399.39 AUD	22,600.91 AUD	18,531.38 AUD	- AUD	4,069.53 AUD	8.41%	New South Wales	Used	AUDI	Chattel Mortgage	- AUD	- AUD	- AUD	- AUD	- AUD
132	10/2015	04/2019	57,121.32 AUD	38,916.62 AUD	40,255.48 AUD	1,635.69 AUD	38,619.79 AUD	67.61%	New South Wales	New	AUDI	Chattel Mortgage	- AUD	- AUD	- AUD	- AUD	- AUD
133	11/2015	04/2019	23,586.10 AUD	17,359.21 AUD	17,617.23 AUD	65.19 AUD	17,552.04 AUD	74.42%	Victoria	New	HOLDEN	Consumer Loan	- AUD	- AUD	- AUD	- AUD	- AUD
134	12/2013	05/2019	24,758.99 AUD	831.97 AUD	831.97 AUD	- AUD	831.97 AUD	3.36%	New South Wales	New	VOLKSWAGEN	Chattel Mortgage	- AUD	- AUD	- AUD	- AUD	- AUD
135	11/2015	05/2019	17,859.72 AUD	10,770.92 AUD	10,770.92 AUD	- AUD	10,770.92 AUD	23.19%	New South Wales	New	VOLKSWAGEN	Chattel Mortgage	- AUD	- AUD	- AUD	- AUD	- AUD
136	11/2015	05/2019	68,474.26 AUD	46,155.89 AUD	46,814.74 AUD	(1,330.63) AUD	48,145.37 AUD	70.31%	Victoria	New	AUDI	Chattel Mortgage	- AUD	- AUD	- AUD	- AUD	- AUD
137	01/2016	05/2019	62,857.18 AUD	45,665.04 AUD	29,413.60 AUD	- AUD	29,413.60 AUD	46.79%	New South Wales	New	AUDI	Consumer Loan	- AUD	- AUD	- AUD	- AUD	- AUD
138	11/2013	06/2019	17,912.71 AUD	1,108.16 AUD	1,108.16 AUD	(553.99) AUD	1,662.15 AUD	9.28%	Victoria	Used	VOLKSWAGEN	Chattel Mortgage	- AUD	- AUD	- AUD	- AUD	- AUD
139	11/2013	06/2019	28,513.99 AUD	14,243.32 AUD	14,243.32 AUD	- AUD	14,243.32 AUD	53.72%	Victoria	New	AUDI	Chattel Mortgage	- AUD	- AUD	- AUD	- AUD	- AUD
140	03/2014	06/2019	33,570.94 AUD	15,538.27 AUD	5,114.81 AUD	4,308.96 AUD	805.85 AUD	2.40%	New South Wales	Used	JEEP	Hire Purchase	- AUD	- AUD	- AUD	- AUD	- AUD
141	12/2014	06/2019	13,322.03 AUD	4,553.95 AUD	4,553.95 AUD	4,987.66 AUD	(433.71) AUD	-3.26%	New South Wales	Used	HOLDEN	Consumer Loan	- AUD	- AUD	- AUD	- AUD	- AUD
142	01/2015	06/2019	16,338.87 AUD	781.80 AUD	781.80 AUD	800.00 AUD	(18.20) AUD	-0.11%	Victoria	Used	VOLKSWAGEN	Chattel Mortgage	- AUD	- AUD	- AUD	- AUD	- AUD
143	07/2015	06/2019	59,432.48 AUD	42,777.89 AUD	42,777.89 AUD	- AUD	42,777.89 AUD	71.98%	Victoria	New	AUDI	Chattel Mortgage	- AUD	- AUD	- AUD	- AUD	- AUD
144	09/2015	06/2019	53,480.12 AUD	31,377.70 AUD	14,186.35 AUD	- AUD	14,186.35 AUD	26.53%	Queensland	New	VOLKSWAGEN	Chattel Mortgage	- AUD	- AUD	- AUD	- AUD	- AUD
145	08/2015	06/2019	40,005.01 AUD	30,567.36 AUD	1,030.25 AUD	- AUD	8,003.74 AUD	20.01%	Victoria	New	VOLKSWAGEN	Chattel Mortgage	- AUD	- AUD	- AUD	- AUD	- AUD
146	09/2015	06/2019	40,697.20 AUD	22,538.61 AUD	2,561.49 AUD	225.30 AUD	2,336.19 AUD	5.74%	Queensland	New	VOLKSWAGEN	Consumer Loan	- AUD	- AUD	- AUD	- AUD	- AUD
147	10/2015	06/2019	19,390.91 AUD	282.68 AUD	282.68 AUD	- AUD	282.68 AUD	1.47%	Queensland	New	FORD	Chattel Mortgage	- AUD	- AUD	- AUD	- AUD	- AUD
148	11/2015	06/2019	46,800.96 AUD	1,073.20 AUD	1,073.20 AUD	1,108.20 AUD	(35.00) AUD	-0.08%	Queensland	New	AUDI	Chattel Mortgage	- AUD	- AUD	- AUD	- AUD	- AUD
149	12/2015	06/2019	11,550.25 AUD	754.68 AUD	754.68 AUD	- AUD	754.68 AUD	6.53%	Victoria	Used	NISSAN	Hire Purchase	- AUD	- AUD	- AUD	- AUD	- AUD
150	01/2016	06/2019	60,240.63 AUD	44,537.74 AUD	32,133.02 AUD	- AUD	32,133.02 AUD	53.34%	Queensland	New	VOLKSWAGEN	Consumer Loan	- AUD	- AUD	- AUD	- AUD	- AUD
151	06/2015	07/2019	40,974.22 AUD	26,966.45 AUD	17,203.96 AUD	15.00 AUD	17,188.96 AUD	41.95%	New South Wales	Used	NISSAN	Chattel Mortgage	- AUD	- AUD	- AUD	- AUD	- AUD
152	06/2015	07/2019	62,777.52 AUD	32,588.76 AUD	9,648.76 AUD	241.00 AUD	9,407.76 AUD	14.90%	Queensland	New	VOLKSWAGEN	Chattel Mortgage	- AUD	- AUD	- AUD	- AUD	- AUD
153	08/2015	07/2019	18,597.33 AUD	2,901.91 AUD	2,901.91 AUD	300.00 AUD	2,601.91 AUD	13.99%	New South Wales	Used	VOLKSWAGEN	Chattel Mortgage	- AUD	- AUD	- AUD	- AUD	- AUD
154	07/2015	07/2019	33,644.90 AUD	16,280.35 AUD	9,923.50 AUD	- AUD	9,923.50 AUD	29.49%	Victoria	New	HOLDEN	Chattel Mortgage	- AUD	- AUD	- AUD	- AUD	- AUD
155	09/2015	07/2019	24,206.35 AUD	12,959.74 AUD	4,449.85 AUD	40.00 AUD	4,409.85 AUD	18.22%	New South Wales	Used	SUBARU	Consumer Loan	- AUD	- AUD	- AUD	- AUD	- AUD
156	10/2015	07/2019	41,080.39 AUD	27,190.85 AUD	10,914.14 AUD	- AUD	10,914.14 AUD	26.57%	New South Wales	New	VOLKSWAGEN	Chattel Mortgage	- AUD	- AUD	- AUD	- AUD	- AUD
157	12/2015	07/2019	47,050.04 AUD	32,720.47 AUD	17,029.25 AUD	2,025.65 AUD	15,003.60 AUD	31.89%	South Australia	New	VOLKSWAGEN	Chattel Mortgage	- AUD	- AUD	- AUD	- AUD	- AUD
158	12/2015	07/2019	23,570.88 AUD	769.82 AUD	769.82 AUD	874.82 AUD	(105.00) AUD	-0.45%	New South Wales	Used	HYUNDAI	Chattel Mortgage	- AUD	- AUD	- AUD	- AUD	- AUD
159	01/2016	07/2019	39,918.99 AUD	26,236.35 AUD	26,236.35 AUD	453.14 AUD	27,789.49 AUD	69.60%	Victoria	New	VOLKSWAGEN	Chattel Mortgage	- AUD	- AUD	- AUD	- AUD	- AUD
160	11/2013	08/2019	17,516.89 AUD	5,443.24 AUD	5,443.24 AUD	- AUD	5,443.24 AUD	31.07%	Queensland	New	VOLKSWAGEN	Consumer Loan	- AUD	- AUD	- AUD	- AUD	- AUD
161	10/2014	08/2019	37,510.39 AUD	18,033.98 AUD	18,033.98 AUD	- AUD	18,033.98 AUD	48.08%	Queensland	New	VOLKSWAGEN	Chattel Mortgage	- AUD	- AUD	- AUD	- AUD	- AUD
162	01/2015	08/2019	38,561.46 AUD	18,436.81 AUD	18,436.81 AUD	(714.28) AUD	19,151.09 AUD	49.66%	Queensland	New	VOLKSWAGEN	Chattel Mortgage	- AUD	- AUD	- AUD	- AUD	- AUD
163	01/2015	08/2019	38,561.46 AUD	18,272.11 AUD	18,272.11 AUD	(714.28) AUD	18,986.39 AUD	49.24%	Queensland	New	VOLKSWAGEN	Chattel Mortgage	- AUD	- AUD	- AUD	- AUD	- AUD
164	02/2015	08/2019	60,931.20 AUD	40,481.84 AUD	39,892.22 AUD	4,028.71 AUD	43,920.93 AUD	72.05%	New South Wales	New	AUDI	Chattel Mortgage	- AUD	- AUD	- AUD	- AUD	- AUD
165	03/2015	08/2019	29,207.92 AUD	11,629.47 AUD	7,890.75 AUD	- AUD	7,890.75 AUD	26.99%	New South Wales	New	NISSAN	Chattel Mortgage	- AUD	- AUD	- AUD	- AUD	- AUD
166	06/2015	08/2019	69,767														

Contract Level Data Net Salvage Recoveries By Contract By Month

No.	Month / Year of Origination	Month / Year of Net Salvage	Dec-17	Jan-18	Feb-18	Mar-18	Apr-18	May-18	Jun-18	Jul-18	Aug-18	Sep-18	Oct-18	Nov-18	Dec-18	Jan-19	Feb-19
1	06/2011	09/2016	- AUD	- AUD	- AUD	- AUD	- AUD	- AUD	- AUD	- AUD	- AUD	- AUD	- AUD	- AUD	- AUD	- AUD	- AUD
2	11/2015	09/2016	- AUD	- AUD	- AUD	- AUD	- AUD	- AUD	- AUD	- AUD	- AUD	- AUD	- AUD	- AUD	- AUD	- AUD	- AUD
3	12/2013	10/2016	- AUD	- AUD	- AUD	- AUD	43.81 AUD	- AUD	- AUD	- AUD	- AUD	- AUD	- AUD	- AUD	- AUD	- AUD	- AUD
4	04/2016	10/2016	- AUD	- AUD	- AUD	- AUD	61.89 AUD	- AUD	- AUD	- AUD	- AUD	- AUD	- AUD	- AUD	- AUD	- AUD	- AUD
5	07/2015	10/2016	- AUD	- AUD	- AUD	- AUD	- AUD	- AUD	- AUD	- AUD	- AUD	- AUD	- AUD	- AUD	- AUD	- AUD	- AUD
6	12/2014	12/2016	- AUD	- AUD	- AUD	- AUD	161.69 AUD	- AUD	- AUD	- AUD	- AUD	- AUD	- AUD	- AUD	- AUD	15,168.88 AUD	- AUD
7	07/2015	12/2016	- AUD	- AUD	- AUD	- AUD	83.19 AUD	- AUD	- AUD	- AUD	- AUD	- AUD	- AUD	- AUD	- AUD	- AUD	- AUD
8	07/2014	01/2017	- AUD	- AUD	- AUD	- AUD	39.75 AUD	- AUD	- AUD	- AUD	- AUD	- AUD	- AUD	- AUD	- AUD	- AUD	- AUD
9	09/2015	01/2017	- AUD	- AUD	- AUD	- AUD	160.83 AUD	- AUD	- AUD	- AUD	- AUD	- AUD	- AUD	- AUD	- AUD	- AUD	- AUD
10	10/2015	01/2017	- AUD	- AUD	- AUD	- AUD	81.95 AUD	- AUD	- AUD	- AUD	- AUD	- AUD	- AUD	- AUD	- AUD	- AUD	- AUD
11	01/2016	02/2017	363.64 AUD	363.64 AUD	363.64 AUD	- AUD	727.27 AUD	- AUD	181.82 AUD	- AUD	1,090.91 AUD	909.09 AUD	909.09 AUD	909.09 AUD	363.64 AUD	363.64 AUD	363.64 AUD
12	07/2015	03/2017	- AUD	- AUD	- AUD	- AUD	74.79 AUD	- AUD	- AUD	- AUD	- AUD	- AUD	- AUD	- AUD	(74.79) AUD	- AUD	- AUD
13	09/2011	04/2017	- AUD	- AUD	- AUD	- AUD	343.24 AUD	- AUD	- AUD	- AUD	- AUD	- AUD	- AUD	- AUD	- AUD	- AUD	- AUD
14	01/2015	04/2017	- AUD	- AUD	- AUD	- AUD	64.16 AUD	- AUD	- AUD	- AUD	- AUD	- AUD	- AUD	- AUD	- AUD	- AUD	- AUD
15	03/2015	04/2017	- AUD	- AUD	- AUD	- AUD	227.17 AUD	- AUD	- AUD	- AUD	- AUD	- AUD	- AUD	- AUD	- AUD	- AUD	- AUD
16	03/2015	04/2017	804.54 AUD	804.54 AUD	804.54 AUD	676.97 AUD	- AUD	- AUD	- AUD	- AUD	- AUD	- AUD	- AUD	- AUD	- AUD	- AUD	- AUD
17	01/2016	04/2017	- AUD	- AUD	- AUD	- AUD	54.58 AUD	- AUD	- AUD	- AUD	- AUD	- AUD	- AUD	- AUD	- AUD	- AUD	- AUD
18	11/2014	05/2017	- AUD	- AUD	- AUD	- AUD	67.72 AUD	- AUD	- AUD	- AUD	- AUD	- AUD	- AUD	- AUD	- AUD	- AUD	- AUD
19	01/2015	05/2017	- AUD	- AUD	- AUD	- AUD	64.28 AUD	- AUD	- AUD	- AUD	- AUD	- AUD	- AUD	- AUD	- AUD	- AUD	- AUD
20	09/2015	05/2017	- AUD	- AUD	- AUD	- AUD	- AUD	- AUD	- AUD	- AUD	- AUD	- AUD	- AUD	- AUD	- AUD	- AUD	- AUD
21	03/2013	06/2017	- AUD	- AUD	- AUD	- AUD	- AUD	- AUD	- AUD	- AUD	- AUD	- AUD	- AUD	- AUD	- AUD	- AUD	- AUD
22	03/2015	06/2017	- AUD	- AUD	- AUD	- AUD	51.05 AUD	- AUD	- AUD	- AUD	- AUD	181.82 AUD	181.82 AUD	181.82 AUD	- AUD	181.82 AUD	- AUD
23	05/2015	06/2017	- AUD	- AUD	- AUD	(4,182.00) AUD	- AUD	- AUD	- AUD	- AUD	- AUD	- AUD	- AUD	- AUD	- AUD	- AUD	- AUD
24	12/2015	06/2017	- AUD	- AUD	- AUD	- AUD	72.54 AUD	- AUD	- AUD	- AUD	- AUD	- AUD	- AUD	- AUD	- AUD	- AUD	- AUD
25	12/2014	07/2017	- AUD	4,265.14 AUD	- AUD	- AUD	52.05 AUD	- AUD	- AUD	- AUD	- AUD	- AUD	- AUD	- AUD	- AUD	- AUD	- AUD
26	03/2015	07/2017	- AUD	- AUD	- AUD	- AUD	36.36 AUD	- AUD	9,090.91 AUD	9,090.91 AUD	9,090.91 AUD	13,636.36 AUD	13,636.36 AUD	13,636.36 AUD	(5,739.63) AUD	20,454.79 AUD	- AUD
27	05/2015	07/2017	- AUD	- AUD	- AUD	- AUD	142.54 AUD	- AUD	- AUD	- AUD	- AUD	- AUD	- AUD	- AUD	- AUD	- AUD	- AUD
28	09/2015	07/2017	- AUD	- AUD	- AUD	- AUD	5,639.86 AUD	- AUD	- AUD	- AUD	- AUD	- AUD	- AUD	- AUD	- AUD	- AUD	- AUD
29	09/2015	07/2017	- AUD	- AUD	- AUD	- AUD	80.63 AUD	- AUD	- AUD	- AUD	- AUD	- AUD	- AUD	- AUD	- AUD	- AUD	- AUD
30	10/2015	07/2017	- AUD	- AUD	- AUD	- AUD	30.30 AUD	- AUD	- AUD	- AUD	- AUD	- AUD	- AUD	- AUD	- AUD	- AUD	- AUD
31	11/2015	07/2017	- AUD	- AUD	- AUD	- AUD	70.88 AUD	- AUD	- AUD	- AUD	- AUD	- AUD	- AUD	- AUD	- AUD	- AUD	- AUD
32	01/2014	08/2017	- AUD	- AUD	- AUD	- AUD	- AUD	- AUD	- AUD	- AUD	- AUD	- AUD	- AUD	- AUD	(3,751.50) AUD	- AUD	- AUD
33	10/2015	08/2017	- AUD	- AUD	- AUD	- AUD	111.25 AUD	- AUD	- AUD	- AUD	- AUD	- AUD	- AUD	- AUD	- AUD	- AUD	- AUD
34	10/2015	08/2017	- AUD	- AUD	- AUD	- AUD	56.65 AUD	- AUD	- AUD	- AUD	- AUD	- AUD	- AUD	- AUD	- AUD	- AUD	- AUD
35	09/2013	09/2017	- AUD	- AUD	- AUD	- AUD	51.24 AUD	- AUD	- AUD	- AUD	- AUD	- AUD	- AUD	- AUD	- AUD	- AUD	- AUD
36	11/2014	09/2017	- AUD	- AUD	- AUD	- AUD	69.95 AUD	- AUD	- AUD	- AUD	- AUD	(123.00) AUD	- AUD	- AUD	- AUD	- AUD	- AUD
37	11/2015	09/2017	- AUD	- AUD	- AUD	- AUD	- AUD	- AUD	- AUD	- AUD	- AUD	- AUD	- AUD	- AUD	- AUD	- AUD	- AUD
38	11/2015	09/2017	- AUD	- AUD	- AUD	- AUD	63.85 AUD	- AUD	- AUD	- AUD	- AUD	- AUD	- AUD	- AUD	- AUD	- AUD	- AUD
39	08/2014	10/2017	- AUD	- AUD	- AUD	- AUD	153.81 AUD	- AUD	- AUD	- AUD	- AUD	- AUD	- AUD	- AUD	- AUD	- AUD	- AUD
40	03/2015	10/2017	428.83 AUD	- AUD	- AUD	- AUD	47.96 AUD	- AUD	- AUD	(123.00) AUD	- AUD	- AUD	- AUD	- AUD	- AUD	- AUD	- AUD
41	07/2015	10/2017	- AUD	- AUD	(9,719.40) AUD	- AUD	22,205.81 AUD	- AUD	- AUD	- AUD	- AUD	- AUD	- AUD	- AUD	- AUD	- AUD	- AUD
42	10/2013	11/2017	- AUD	- AUD	- AUD	- AUD	294.25 AUD	- AUD	- AUD	- AUD	- AUD	- AUD	- AUD	- AUD	- AUD	- AUD	- AUD
43	03/2015	11/2017	- AUD	(1,640.00) AUD	23,357.04 AUD	- AUD	- AUD	- AUD	- AUD	290.91 AUD	- AUD	290.92 AUD	290.92 AUD	363.65 AUD	290.92 AUD	290.92 AUD	290.92 AUD
44	09/2015	11/2017	- AUD	- AUD	- AUD	- AUD	100.99 AUD	- AUD	- AUD	- AUD	- AUD	- AUD	- AUD	- AUD	- AUD	- AUD	- AUD
45	11/2015	- AUD	971.69 AUD	- AUD	- AUD	- AUD	97.08 AUD	- AUD	- AUD	- AUD	- AUD	- AUD	- AUD	- AUD	- AUD	- AUD	- AUD
46	12/2015	11/2017	- AUD	- AUD	- AUD	- AUD	- AUD	- AUD	- AUD	- AUD	- AUD	- AUD	- AUD	- AUD	- AUD	- AUD	- AUD
47	07/2013	12/2017	- AUD	- AUD	- AUD	- AUD	108.65 AUD	- AUD	- AUD	- AUD	- AUD	- AUD	- AUD	- AUD	- AUD	- AUD	- AUD
48	01/2016	12/2017	- AUD	691.92 AUD	- AUD	- AUD	90.93 AUD	- AUD	- AUD	- AUD	- AUD	- AUD	(6,129.50) AUD	- AUD	18,084.32 AUD	- AUD	- AUD
49	01/2014	01/2018	- AUD	- AUD	- AUD	- AUD	- AUD	- AUD	- AUD	- AUD	- AUD	- AUD	- AUD	- AUD	- AUD	- AUD	- AUD
50	12/2014	01/2018	- AUD	- AUD	- AUD	- AUD	- AUD	- AUD	- AUD	10,222.79 AUD	- AUD	- AUD	- AUD	- AUD	- AUD	- AUD	- AUD
51	01/2016	01/2018	- AUD	- AUD	(844.98) AUD	- AUD	- AUD	- AUD	(2,625.98) AUD	- AUD	- AUD	- AUD	(3,347.50) AUD	- AUD	- AUD	- AUD	- AUD
52	07/2015	01/2018	- AUD	- AUD	- AUD	4,074.45 AUD	25.05 AUD	- AUD	- AUD	- AUD	- AUD	- AUD	- AUD	- AUD	- AUD	- AUD	- AUD
53	09/2015	01/2018	- AUD	- AUD	- AUD	- AUD	- AUD	- AUD	- AUD	- AUD	- AUD	- AUD	- AUD	- AUD	- AUD	- AUD	- AUD
54	11/2015	01/2018	- AUD	- AUD	- AUD	- AUD	- AUD	- AUD	- AUD	- AUD	- AUD	- AUD	- AUD	- AUD	- AUD	- AUD	- AUD
55	11/2015	01/2018	- AUD	- AUD	- AUD	92.55 AUD	- AUD	- AUD	- AUD	- AUD	- AUD	- AUD	- AUD	- AUD	- AUD	- AUD	- AUD
56	12/2015	01/2018	- AUD	- AUD	- AUD	- AUD	43.51 AUD	- AUD	- AUD	- AUD	- AUD	- AUD	- AUD	- AUD	- AUD	- AUD	- AUD
57	01/2016	01/2018	- AUD	- AUD	105.45 AUD	- AUD	- AUD	- AUD	- AUD	136.36 AUD	- AUD	- AUD	- AUD	- AUD	- AUD	- AUD	- AUD
58	06/2012	02/2018	- AUD	- AUD	- AUD	- AUD	431.71 AUD	- AUD	- AUD	- AUD	- AUD	- AUD	- AUD	- AUD	- AUD	- AUD	- AUD
59	10/2013	02/2018	- AUD	- AUD	- AUD	- AUD	- AUD	- AUD	- AUD	- AUD	- AUD	- AUD	(123.00) AUD	- AUD	- AUD	- AUD	- AUD
60	07/2014	02/2018	- AUD	- AUD	- AUD	482.15 AUD	- AUD	- AUD	- AUD	- AUD	- AUD	- AUD	- AUD	- AUD	- AUD	- AUD	- AUD
61	02/2015	02/2018	- AUD	- AUD	- AUD	- AUD	108.91 AUD	- AUD	- AUD	- AUD	- AUD	- AUD	- AUD	- AUD	- AUD	- AUD	- AUD
62	07/2015	02/2018	- AUD	- AUD	- AUD	1,540.91 AUD	- AUD	263.31 AUD	- AUD	- AUD	(2,275.50) AUD	- AUD	- AUD	- AUD	- AUD	- AUD	- AUD
63	11/2015	02/2018	- AUD	- AUD	- AUD	- AUD	220.14 AUD	- AUD	- AUD	- AUD	- AUD	- AUD	- AUD	- AUD	- AUD	- AUD	- AUD
64	12/2015	02/2018	- AUD	- AUD	- AUD	- AUD	- AUD	- AUD	- AUD	- AUD	- AUD	- AUD	- AUD	- AUD	9,772.73 AUD	- AUD	- AUD
65	04/2014	03/2018	- AUD	- AUD	- AUD	- AUD	909.08 AUD	454.54 AUD	454.54 AUD	- AUD	909.08 AUD	- AUD	909.09 AUD	- AUD	- AUD	- AUD	1,019.84 AUD
66	02/2015	03/2018	- AUD	- AUD	- AUD	- AUD	- AUD	298.41 AUD	- AUD	- AUD	- AUD	- AUD	- AUD	- AUD	- AUD	- AUD	- AUD
67	02/2015	03/2018	- AUD	- AUD	- AUD	- AUD	- AUD	1,151.35 AUD	- AUD	- AUD	- AUD	- AUD	- AUD	- AUD	- AUD	- AUD	- AUD
68	08/2015	03/2018	- AUD	- AUD	- AUD	- AUD	(2,454.40) AUD	- AUD	- AUD	20,005.23 AUD	- AUD	- AUD	- AUD	- AUD	- AUD	- AUD	- AUD
69	01/2015	03/2018	- AUD	- AUD	- AUD	- AUD	35.97 AUD	- AUD	- AUD	- AUD	- AUD	- AUD	- AUD	- AUD	- AUD	(215.25) AUD	- AUD
70	03/2014	04/2018	- AUD	- AUD	- AUD	- AUD	- AUD	- AUD	(4,182.00) AUD	28,229.44 AUD	- AUD	- AUD	- AUD	- AUD	- AUD	- AUD	- AUD
71	03/2014	04/2018	- AUD	- AUD	- AUD	- AUD	- AUD	- AUD	- AUD	- AUD	- AUD	- AUD	- AUD	- AUD	- AUD	- AUD	- AUD
72	06/2014	04/2018	- AUD	- AUD	- AUD	- AUD	156.52 AUD	- AUD	- AUD	- AUD	- AUD	- AUD	- AUD	- AUD	- AUD	- AUD	- AUD
73	10/2014	04/2018	- AUD	- AUD	- AUD	- AUD	- AUD	- AUD	- AUD	- AUD	- AUD	- AUD	- AUD	- AUD	- AUD	- AUD	- AUD
74	02/2015	04/2018	- AUD	- AUD	- AUD	- AUD	- AUD	- AUD	- AUD	(2,091.00) AUD	- AUD	- AUD	- AUD	- AUD	- AUD	- AUD	- AUD
75	04/2015	04/2018	- AUD	- AUD	- AUD	- AUD	- AUD	- AUD	- AUD	(2,142.25) AUD	- AUD	- AUD	- AUD	- AUD	- AUD	- AUD	14,972.74 AUD
76	06/2015	04/2018	- AUD	- AUD	- AUD	- AUD	- AUD	662.92 AUD	- AUD	- AUD	- AUD	- AUD	- AUD	- AUD	- AUD	- AUD	- AUD
77	07/2015	04/2018	- AUD	- AUD	- AUD	- AUD	- AUD	- AUD	- AUD	- AUD	- AUD	- AUD	- AUD	- AUD	- AUD	- AUD	- AUD
78	11/2015	04/2018	- AUD	- AUD	- AUD	- AUD	- AUD	600.55 AUD	(2,644.50) AUD	- AUD	- AUD	- AUD	9,722.50 AUD	- AUD	- AUD	- AUD	- AUD
79	01/2016	04/2018	- AUD	- AUD	- AUD	- AUD	- AUD	- AUD	- AUD	- AUD	- AUD	- AUD	- AUD	- AUD	- AUD	- AUD	- AUD
80	01/2016	04/2018	- AUD	- AUD	- AUD	- AUD	- AUD	3,154.45 AUD	- AUD	- AUD	- AUD	- AUD	- AUD	- AUD	6,945.40 AUD	- AUD	- AUD
81	09/2015	05/2018	- AUD	- AUD	- AUD	- AUD	- AUD	- AUD	- AUD	- AUD	- AUD	- AUD	- AUD	- AUD	- AUD	- AUD	- AUD
82	10/2015	06/2018	- AUD	- AUD	- AUD	- AUD	- AUD	- AUD	- AUD	- AUD	- AUD	- AUD	- AUD	- AUD	- AUD	- AUD	- AUD
83	01/2014	07/2018	- AUD	- AUD	- AUD	- AUD	- AUD	- AUD	- AUD	- AUD	- AUD	- AUD	1,759.82 AUD	- AUD	- AUD	- AUD	- AUD
84	03/2015	07/2018	- AUD	- AUD	- AUD	- AUD	- AUD	- AUD	- AUD	- AUD	- AUD	- AUD	- AUD	- AUD	(61.50) AUD	- AUD	- AUD
85	06/2015	07/2018	- AUD	- AUD	- AUD	- AUD	- AUD	- AUD	- AUD	- AUD	- AUD	- AUD	- AUD	- AUD	- AUD	- AUD	- AUD
86	06/2015	07/2018	- AUD	- AUD	- AUD	- AUD	- AUD	- AUD	- AUD	3,417.38 AUD	- AUD	- AUD	- AUD	- AUD	- AUD	- AUD	- AUD
87	10/2015	07/2018	- AUD	- AUD	- AUD	- AUD	- AUD	- AUD	- AUD	- AUD	- AUD	- AUD	- AUD	223.35 AUD	- AUD	- AUD	- AUD
88	12/2015	07/2018	- AUD	- AUD	- AUD	- AUD	- AUD	- AUD	- AUD	- AUD	- AUD	(820.00) AUD	- AUD	- AUD	- AUD	- AUD	- AUD

Contract Level Data Net Salvage Recoveries By Contract By Month

No.	Month / Year of Origination	Month / Year of Net Salvage	Mar-19	Apr-19	May-19	Jun-19	Jul-19	Aug-19	Sep-19	Oct-19	Nov-19	Dec-19	Jan-20	Feb-20
97	05/2015	09/2018	58.48 AUD	58.48 AUD	58.48 AUD	29.24 AUD	87.73 AUD	58.48 AUD	58.48 AUD	- AUD	- AUD	- AUD	- AUD	- AUD
98	06/2015	09/2018	(368.00) AUD	- AUD	- AUD	- AUD	- AUD	- AUD	- AUD	- AUD	- AUD	- AUD	- AUD	- AUD
99	07/2015	09/2018	2,007.75 AUD	- AUD	- AUD	- AUD	- AUD	- AUD	- AUD	- AUD	- AUD	- AUD	- AUD	- AUD
100	08/2015	09/2018	- AUD	- AUD	- AUD	- AUD	- AUD	- AUD	- AUD	- AUD	- AUD	- AUD	- AUD	- AUD
101	10/2015	09/2018	- AUD	- AUD	- AUD	- AUD	- AUD	- AUD	- AUD	- AUD	- AUD	- AUD	- AUD	- AUD
102	10/2015	09/2018	- AUD	- AUD	- AUD	- AUD	- AUD	- AUD	- AUD	- AUD	- AUD	- AUD	- AUD	- AUD
103	01/2015	10/2018	(6,628.02) AUD	- AUD	- AUD	- AUD	19,740.25 AUD	- AUD	- AUD	- AUD	- AUD	- AUD	- AUD	- AUD
104	03/2015	10/2018	- AUD	- AUD	- AUD	- AUD	- AUD	- AUD	- AUD	- AUD	- AUD	- AUD	- AUD	- AUD
105	07/2015	10/2018	- AUD	- AUD	- AUD	- AUD	- AUD	- AUD	- AUD	- AUD	- AUD	- AUD	- AUD	- AUD
106	08/2015	10/2018	- AUD	- AUD	- AUD	- AUD	- AUD	- AUD	- AUD	- AUD	- AUD	- AUD	- AUD	- AUD
107	09/2015	10/2018	(153.75) AUD	- AUD	- AUD	- AUD	- AUD	- AUD	- AUD	- AUD	- AUD	- AUD	- AUD	- AUD
108	01/2016	10/2018	- AUD	- AUD	- AUD	- AUD	- AUD	- AUD	- AUD	- AUD	- AUD	- AUD	- AUD	- AUD
109	02/2015	11/2018	- AUD	- AUD	47,827.75 AUD	- AUD	- AUD	- AUD	- AUD	- AUD	- AUD	- AUD	- AUD	- AUD
110	03/2015	11/2018	- AUD	- AUD	- AUD	- AUD	- AUD	- AUD	- AUD	- AUD	- AUD	- AUD	- AUD	- AUD
111	05/2015	11/2018	- AUD	- AUD	- AUD	- AUD	- AUD	- AUD	- AUD	- AUD	- AUD	- AUD	- AUD	- AUD
112	05/2015	11/2018	- AUD	- AUD	- AUD	- AUD	- AUD	- AUD	- AUD	- AUD	- AUD	- AUD	- AUD	- AUD
113	07/2015	11/2018	- AUD	- AUD	- AUD	- AUD	- AUD	- AUD	- AUD	- AUD	- AUD	- AUD	- AUD	- AUD
114	08/2015	11/2018	- AUD	(3,505.50) AUD	- AUD	- AUD	- AUD	- AUD	- AUD	- AUD	- AUD	- AUD	- AUD	- AUD
115	04/2013	12/2018	- AUD	- AUD	- AUD	- AUD	- AUD	- AUD	- AUD	- AUD	- AUD	- AUD	- AUD	- AUD
116	07/2014	12/2018	2,000.00 AUD	- AUD	- AUD	- AUD	- AUD	- AUD	- AUD	- AUD	- AUD	- AUD	- AUD	- AUD
117	05/2015	12/2018	- AUD	- AUD	- AUD	- AUD	- AUD	- AUD	- AUD	- AUD	- AUD	- AUD	- AUD	- AUD
118	08/2015	12/2018	- AUD	- AUD	- AUD	- AUD	- AUD	- AUD	- AUD	- AUD	- AUD	- AUD	- AUD	- AUD
119	08/2015	12/2018	- AUD	- AUD	- AUD	- AUD	- AUD	- AUD	- AUD	- AUD	- AUD	- AUD	- AUD	- AUD
120	09/2015	12/2018	- AUD	- AUD	- AUD	- AUD	- AUD	- AUD	- AUD	- AUD	- AUD	- AUD	- AUD	- AUD
121	01/2016	12/2018	(953.25) AUD	(1,014.75) AUD	- AUD	- AUD	- AUD	- AUD	- AUD	- AUD	- AUD	- AUD	- AUD	- AUD
122	01/2015	01/2019	- AUD	- AUD	- AUD	- AUD	- AUD	- AUD	- AUD	- AUD	- AUD	- AUD	- AUD	- AUD
123	03/2015	01/2019	- AUD	- AUD	- AUD	- AUD	- AUD	- AUD	- AUD	- AUD	- AUD	- AUD	- AUD	- AUD
124	08/2011	02/2019	- AUD	- AUD	- AUD	- AUD	- AUD	- AUD	- AUD	- AUD	- AUD	- AUD	- AUD	- AUD
125	07/2015	02/2019	- AUD	83.08 AUD	- AUD	(133.25) AUD	- AUD	- AUD	- AUD	- AUD	- AUD	- AUD	- AUD	- AUD
126	11/2015	02/2019	(1,486.25) AUD	- AUD	22,689.25 AUD	- AUD	- AUD	- AUD	- AUD	- AUD	- AUD	- AUD	- AUD	- AUD
127	10/2013	03/2019	- AUD	- AUD	- AUD	- AUD	- AUD	- AUD	- AUD	- AUD	- AUD	- AUD	- AUD	- AUD
128	05/2014	03/2019	- AUD	10,900.00 AUD	1,000.00 AUD	1,000.00 AUD	1,000.00 AUD	1,000.00 AUD	1,000.00 AUD	- AUD	- AUD	- AUD	- AUD	- AUD
129	03/2015	03/2019	- AUD	7.81 AUD	- AUD	- AUD	- AUD	- AUD	- AUD	- AUD	- AUD	- AUD	- AUD	- AUD
130	09/2015	03/2019	- AUD	650.77 AUD	- AUD	- AUD	- AUD	- AUD	- AUD	- AUD	- AUD	- AUD	- AUD	- AUD
131	12/2015	03/2019	- AUD	- AUD	- AUD	- AUD	- AUD	- AUD	18,531.38 AUD	- AUD	- AUD	- AUD	- AUD	- AUD
132	10/2015	04/2019	- AUD	- AUD	1,635.69 AUD	- AUD	- AUD	- AUD	- AUD	- AUD	- AUD	- AUD	- AUD	- AUD
133	11/2015	04/2019	- AUD	- AUD	65.19 AUD	- AUD	- AUD	- AUD	- AUD	- AUD	- AUD	- AUD	- AUD	- AUD
134	12/2013	05/2019	- AUD	- AUD	- AUD	- AUD	- AUD	- AUD	- AUD	- AUD	- AUD	- AUD	- AUD	- AUD
135	11/2015	05/2019	- AUD	- AUD	- AUD	- AUD	- AUD	- AUD	- AUD	- AUD	- AUD	- AUD	- AUD	- AUD
136	11/2015	05/2019	- AUD	- AUD	- AUD	975.62 AUD	(2,306.25) AUD	- AUD	- AUD	- AUD	- AUD	- AUD	- AUD	- AUD
137	01/2016	05/2019	- AUD	- AUD	- AUD	- AUD	- AUD	- AUD	- AUD	- AUD	- AUD	- AUD	- AUD	- AUD
138	11/2013	06/2019	- AUD	- AUD	- AUD	(553.99) AUD	- AUD	- AUD	- AUD	- AUD	- AUD	- AUD	- AUD	- AUD
139	11/2013	06/2019	- AUD	- AUD	- AUD	- AUD	- AUD	- AUD	- AUD	- AUD	- AUD	- AUD	- AUD	- AUD
140	03/2014	06/2019	- AUD	- AUD	- AUD	- AUD	- AUD	4,308.96 AUD	- AUD	- AUD	- AUD	- AUD	- AUD	- AUD
141	12/2014	06/2019	- AUD	- AUD	- AUD	- AUD	68.55 AUD	(492.00) AUD	5,411.11 AUD	- AUD	- AUD	- AUD	- AUD	- AUD
142	01/2015	06/2019	- AUD	- AUD	- AUD	- AUD	- AUD	500.00 AUD	300.00 AUD	- AUD	- AUD	- AUD	- AUD	- AUD
143	07/2015	06/2019	- AUD	- AUD	- AUD	- AUD	- AUD	- AUD	- AUD	- AUD	- AUD	- AUD	- AUD	- AUD
144	09/2015	06/2019	- AUD	- AUD	- AUD	- AUD	- AUD	- AUD	- AUD	- AUD	- AUD	- AUD	- AUD	- AUD
145	08/2015	06/2019	- AUD	- AUD	- AUD	- AUD	1,030.25 AUD	- AUD	- AUD	- AUD	- AUD	- AUD	- AUD	- AUD
146	09/2015	06/2019	- AUD	- AUD	- AUD	- AUD	225.30 AUD	- AUD	- AUD	- AUD	- AUD	- AUD	- AUD	- AUD
147	10/2015	06/2019	- AUD	- AUD	- AUD	- AUD	- AUD	- AUD	- AUD	- AUD	- AUD	- AUD	- AUD	- AUD
148	11/2015	06/2019	- AUD	- AUD	- AUD	- AUD	- AUD	1,108.20 AUD	- AUD	- AUD	- AUD	- AUD	- AUD	- AUD
149	12/2015	06/2019	- AUD	- AUD	- AUD	- AUD	- AUD	- AUD	- AUD	- AUD	- AUD	- AUD	- AUD	- AUD
150	01/2016	06/2019	- AUD	- AUD	- AUD	- AUD	- AUD	- AUD	- AUD	- AUD	- AUD	- AUD	- AUD	- AUD
151	06/2015	07/2019	- AUD	- AUD	- AUD	- AUD	- AUD	- AUD	15.00 AUD	- AUD	- AUD	- AUD	- AUD	- AUD
152	06/2015	07/2019	- AUD	- AUD	- AUD	- AUD	- AUD	- AUD	241.00 AUD	- AUD	- AUD	- AUD	- AUD	- AUD
153	08/2015	07/2019	- AUD	- AUD	- AUD	- AUD	50.00 AUD	100.00 AUD	150.00 AUD	- AUD	- AUD	- AUD	- AUD	- AUD
154	07/2015	07/2019	- AUD	- AUD	- AUD	- AUD	- AUD	- AUD	- AUD	- AUD	- AUD	- AUD	- AUD	- AUD
155	09/2015	07/2019	- AUD	- AUD	- AUD	- AUD	- AUD	- AUD	40.00 AUD	- AUD	- AUD	- AUD	- AUD	- AUD
156	10/2015	07/2019	- AUD	- AUD	- AUD	- AUD	- AUD	- AUD	- AUD	- AUD	- AUD	- AUD	- AUD	- AUD
157	12/2015	07/2019	- AUD	- AUD	- AUD	- AUD	- AUD	- AUD	2,025.65 AUD	- AUD	- AUD	- AUD	- AUD	- AUD
158	12/2015	07/2019	- AUD	- AUD	- AUD	- AUD	- AUD	- AUD	874.82 AUD	- AUD	- AUD	- AUD	- AUD	- AUD
159	01/2016	07/2019	- AUD	- AUD	- AUD	- AUD	- AUD	- AUD	453.14 AUD	- AUD	- AUD	- AUD	- AUD	- AUD
160	11/2013	08/2019	- AUD	- AUD	- AUD	- AUD	- AUD	- AUD	- AUD	- AUD	- AUD	- AUD	- AUD	- AUD
161	10/2014	08/2019	- AUD	- AUD	- AUD	- AUD	- AUD	- AUD	- AUD	- AUD	- AUD	- AUD	- AUD	- AUD
162	01/2015	08/2019	- AUD	- AUD	- AUD	- AUD	- AUD	(714.28) AUD	- AUD	- AUD	- AUD	- AUD	- AUD	- AUD
163	01/2015	08/2019	- AUD	- AUD	- AUD	- AUD	- AUD	(714.28) AUD	- AUD	- AUD	- AUD	- AUD	- AUD	- AUD
164	02/2015	08/2019	- AUD	- AUD	- AUD	- AUD	- AUD	(1,066.41) AUD	(2,962.30) AUD	- AUD	- AUD	- AUD	- AUD	- AUD
165	03/2015	08/2019	- AUD	- AUD	- AUD	- AUD	- AUD	- AUD	- AUD	- AUD	- AUD	- AUD	- AUD	- AUD
166	06/2015	08/2019	- AUD	- AUD	- AUD	- AUD	- AUD	- AUD	- AUD	- AUD	- AUD	- AUD	- AUD	- AUD
167	07/2015	08/2019	- AUD	- AUD	- AUD	- AUD	- AUD	- AUD	- AUD	- AUD	- AUD	- AUD	- AUD	- AUD
168	08/2015	08/2019	- AUD	- AUD	- AUD	- AUD	- AUD	- AUD	- AUD	- AUD	- AUD	- AUD	- AUD	- AUD
169	09/2015	08/2019	- AUD	- AUD	- AUD	- AUD	- AUD	25.00 AUD	100.00 AUD	- AUD	- AUD	- AUD	- AUD	- AUD
170	10/2015	08/2019	- AUD	- AUD	- AUD	- AUD	- AUD	- AUD	233.09 AUD	- AUD	- AUD	- AUD	- AUD	- AUD
171	11/2015	08/2019	- AUD	- AUD	- AUD	- AUD	- AUD	- AUD	- AUD	- AUD	- AUD	- AUD	- AUD	- AUD
172	11/2013	09/2019	- AUD	- AUD	- AUD	- AUD	- AUD	- AUD	- AUD	- AUD	- AUD	- AUD	- AUD	- AUD
173	01/2015	09/2019	- AUD	- AUD	- AUD	- AUD	- AUD	- AUD	- AUD	- AUD	- AUD	- AUD	- AUD	- AUD
174	01/2015	09/2019	- AUD	- AUD	- AUD	- AUD	- AUD	- AUD	- AUD	- AUD	- AUD	- AUD	- AUD	- AUD
175	01/2015	09/2019	- AUD	- AUD	- AUD	- AUD	- AUD	- AUD	- AUD	- AUD	- AUD	- AUD	- AUD	- AUD
176	02/2015	09/2019	- AUD	- AUD	- AUD	- AUD	- AUD	- AUD	- AUD	- AUD	- AUD	- AUD	- AUD	- AUD
177	11/2015	09/2019	- AUD	- AUD	- AUD	- AUD	- AUD	- AUD	- AUD	- AUD	- AUD	- AUD	- AUD	- AUD
178	12/2015	09/2019	- AUD	- AUD	- AUD	- AUD	- AUD	- AUD	- AUD	- AUD	- AUD	- AUD	- AUD	- AUD
179	01/2016	09/2019	- AUD	- AUD	- AUD	- AUD	- AUD	- AUD	- AUD	- AUD	- AUD	- AUD	- AUD	- AUD
Total	179		(9,181.11) AUD	9,139.85 AUD	73,603.63 AUD	(7,817.81) AUD	22,872.65 AUD	2,487.79 AUD	26,762.29 AUD	- AUD	- AUD	- AUD	- AUD	- AUD