

**Deal Name:** **Driver Australia Five**

**Issuer:** Perpetual Corporate Trust Limited (ABN 99 000 341 533)  
of Level 18, 123 Pitt Street,  
Sydney NSW 2000 Australia  
in its capacity as trustee of the Driver Australia Five Trust.

**Originator of the Receivables:** Volkswagen Financial Services Australia Pty Ltd

**Seller of the Receivables:** Volkswagen Financial Services Australia Pty Ltd

**Servicer name:** Volkswagen Financial Services Australia Pty Ltd

**Reporting Entity:** Volkswagen Financial Services Australia Pty Ltd  
ABS Operations  
(Physical Address)  
Level 1, 24 Muir Road,  
Chullora NSW 2190  
(Postal Address)  
Locked Bag 4002  
Chullora NSW 2190

**Contact:** Phone: +61 2 9751 6257  
Fax: +61 2 9695 6399  
Email: ABSOperations.Australia@vwfs.com.au

**Corporate Service Provider:** Perpetual Corporate Trust Limited  
(ABN 99 000 341 533)  
of Level 18, 123 Pitt Street,  
Sydney NSW 2000 Australia in its personal capacity.



## Contents

Page	Table of Contents
1	<a href="#">Cover</a>
2	<a href="#">Contents</a>
3	<a href="#">Reporting Details</a>
4	<a href="#">Parties Overview</a>
5	<a href="#">Transaction Events I</a>
6	<a href="#">Transaction Events II</a>
7	<a href="#">Transaction Events III</a>
8	<a href="#">Information regarding the Notes I</a>
9	<a href="#">Information regarding the Notes II</a>
10	<a href="#">Cash Collateral Account</a>
11	<a href="#">Credit Enhancement</a>
12	<a href="#">Swap Fixing / Waterfall</a>
13	<a href="#">Retention of Net Economic Interest</a>
14	<a href="#">Amortisation Profile I</a>
15	<a href="#">Amortisation Profile II</a>
16	<a href="#">Run Out Schedule I</a>
18	<a href="#">Run Out Schedule II</a>
19	<a href="#">Outstanding Contracts I</a>
21	<a href="#">Outstanding Contracts II</a>
22	<a href="#">Arrears</a>
24	<a href="#">Net Salvage Loss</a>
25	<a href="#">Net Salvage After Recoveries</a>
26	<a href="#">Prepayments</a>
27	<a href="#">Pool Data I</a>
29	<a href="#">Pool Data II</a>
30	<a href="#">Pool Data III</a>
32	<a href="#">Pool Data IV</a>
34	<a href="#">Pool Data V</a>
36	<a href="#">Pool Data VI</a>
37	<a href="#">Pool Data VII</a>
41	<a href="#">Pool Data VIII</a>
43	<a href="#">Hardship Extensions</a>
44	<a href="#">Engine Type</a>
46	<a href="#">Contract Level Data</a>

**Reporting Details**

**Deal Overview**

Pool Cut Date	31/03/2018	Publication Date:	16/10/2019 (16th of each month)
Scheduled Date of Clean-Up-Call	02/2022	Payment Date:	21/10/2019 (21st of each month)
Legal Maturity Date	21/07/2026	Reporting Date:	30/09/2019
Issue Date	26/04/2018	Asset Collection Period:	from 01/09/2019 until 30/09/2019
Period No.:	18	Interest Accrual Period	from 23/09/2019 until 21/10/2019
Reporting frequency:	Monthly	Note Payment Period:	from 23/09/2019 until 21/10/2019
Next Payment Date:	21/11/2019	Days accrued:	28

Vehicle Type at Pool Cut	Number of Contracts	Percentage of Contracts	Outstanding Discounted Receivables Balance	Percentage Outstanding Discounted Receivables Balance
New	20,260	75.46%	608,519,380.92 AUD	81.13%
Used	6,589	24.54%	141,499,611.80 AUD	18.87%
<b>Total</b>	<b>26,849</b>	<b>100.00%</b>	<b>750,018,992.72 AUD</b>	<b>100.00%</b>

Credit Type at Pool Cut	Number of Contracts	Percentage of Contracts	Outstanding Discounted Receivables Balance	Percentage Outstanding Discounted Receivables Balance
Hire Purchase	33	0.12%	888,976.31 AUD	0.12%
Chattel Mortgage	7,818	29.12%	281,578,662.86 AUD	37.54%
Consumer Loan	18,998	70.76%	467,551,353.55 AUD	62.34%
<b>Total</b>	<b>26,849</b>	<b>100.00%</b>	<b>750,018,992.72 AUD</b>	<b>100.00%</b>

Parties Overview

<p><b>Lead Managers:</b></p> <p><b>Australia and New Zealand Banking Group Limited                  (ABN 11 005 357 522)</b>                  ANZ Tower                  242 Pitt Street                  Sydney, NSW 2000                  Australia</p> <p><b>Bank of America Merrill Lynch (which is the trading name of Merrill Lynch International)                  (ARBN ND5)</b>                  Merrill Lynch Financial Centre                  2 King Edward Street                  London EC1A 1HQ                  United Kingdom</p>	<p><b>Security Trustee:</b></p> <p><b>P.T. Limited                  (ABN 67 004 454 666)</b>                  Level 18                  123 Pitt Street                  Sydney NSW 2000                  Australia</p>
<p><b>Trustee:</b></p> <p><b>Perpetual Corporate Trust Limited                  (ABN 99 000 341 533)</b>                  of Level 18, 123 Pitt Street,                  Sydney NSW 2000 Australia                  in its capacity as trustee of the Driver Australia Five Trust.</p>	<p><b>Trust Manager:</b></p> <p><b>Perpetual Nominees Limited                  (ABN 37 000 733 700)</b>                  of Level 18, 123 Pitt Street,                  Sydney NSW 2000 Australia                  in its capacity as the trust manager for the Driver Australia Five Trust</p>
<p><b>Sub Trust Manager:</b></p> <p><b>Volkswagen Financial Services Australia Pty Limited                  (ABN 20 097 071 460)</b>                  Level 1, 24 Muir Road,                  Chullora, NSW 2190</p>	<p><b>Account Bank:</b></p> <p><b>Australia and New Zealand Banking Group Limited                  (ABN 11 005 357 522)</b>                  ANZ Tower                  242 Pitt Street                  Sydney, NSW 2000                  Australia</p>
<p><b>Clearing Systems:</b></p> <p><b>Austraclear Limited</b>                  30-32 Grosvenor Street.                  Sydney, NSW 2000</p>	<p><b>Swap Counterparty:</b></p> <p><b>Credit Agricole Corporate and Investment Bank                  (ID 304 187 701)</b>                  12, place des États-Unis                  CS70052                  92547 Montrouge Cedex                  France</p>
<p><b>Servicer:</b></p> <p><b>Volkswagen Financial Services Australia Pty Limited                  (ABN 20 097 071 460)</b>                  Level 1, 24 Muir Road,                  Chullora, NSW 2190                  email: ABSOperations.Australia@vwfs.com.au                  phone: +61 2 9751 6257</p>	<p><b>Rating Agencies:</b></p> <p><b>Fitch Ratings</b>                  Attn.: Australia Surveillance                  Level 15, 77 King Street                  Sydney, NSW 2000                  Australia                  email: australia.surveillance@fitchratings.com</p> <p><b>Standard &amp; Poor's</b>                  Attn.: Structured Finance Surveillance                  Level 45, 120 Collins Street                  Melbourne, VIC 3000                  Australia                  email: mel_sfsurveillance@spglobal.com</p>

**Transaction Events (I)**

**Clean-Up Call Condition**

Percentage of Current Outstanding Discounted Receivables Balance	<b>54.82%</b>	
Min. Percentage of Outstanding Discounted Receivables Balance	<b>10.00%</b>	The Clean-Up-Call Condition is expected to be reached in 02/2022.

**Clean-Up Call**

VWFS Australia will have the right at its option to exercise a Clean-Up Call and to repurchase all (but not only some) of the Purchased Receivables from the Issuer at any time when the then outstanding Aggregate Discounted Receivables Balance is less than ten (10) per cent. of the Aggregate Cut-off Date Discounted Receivables Balance and, assuming the Transaction Documents are given full effect, all payment obligations under the Notes, including principal and accrued interest, will thereby be fulfilled in accordance with the Order of Priority (the Clean-up Call Conditions).

Repurchase of Receivables	Number of contracts	% of Contracts	Outstanding Discounted Receivables Balance	% of Outstanding Discounted Receivables Balance	Interest Compensation Payment	Re-Purchase Price
Current Period	-	0.00%	- AUD	0.00%	- AUD	- AUD
Previous Periods	1	0.00%	10,755.10 AUD	0.00%	(981.59 AUD)	9,773.51 AUD
<b>Total</b>	<b>1</b>	<b>0.00%</b>	<b>10,755.10 AUD</b>	<b>0.00%</b>	<b>(981.59 AUD)</b>	<b>9,773.51 AUD</b>

If a repurchase of receivables occurred, it would only result from non-eligibility as of the respective Pool Cut Date (which has been discovered at a later stage), a Legitimate Repudiation of a Receivables Contract, a Reloaded Contract or a Flat-Cancelled Contract.

**Transaction Party Replacements**

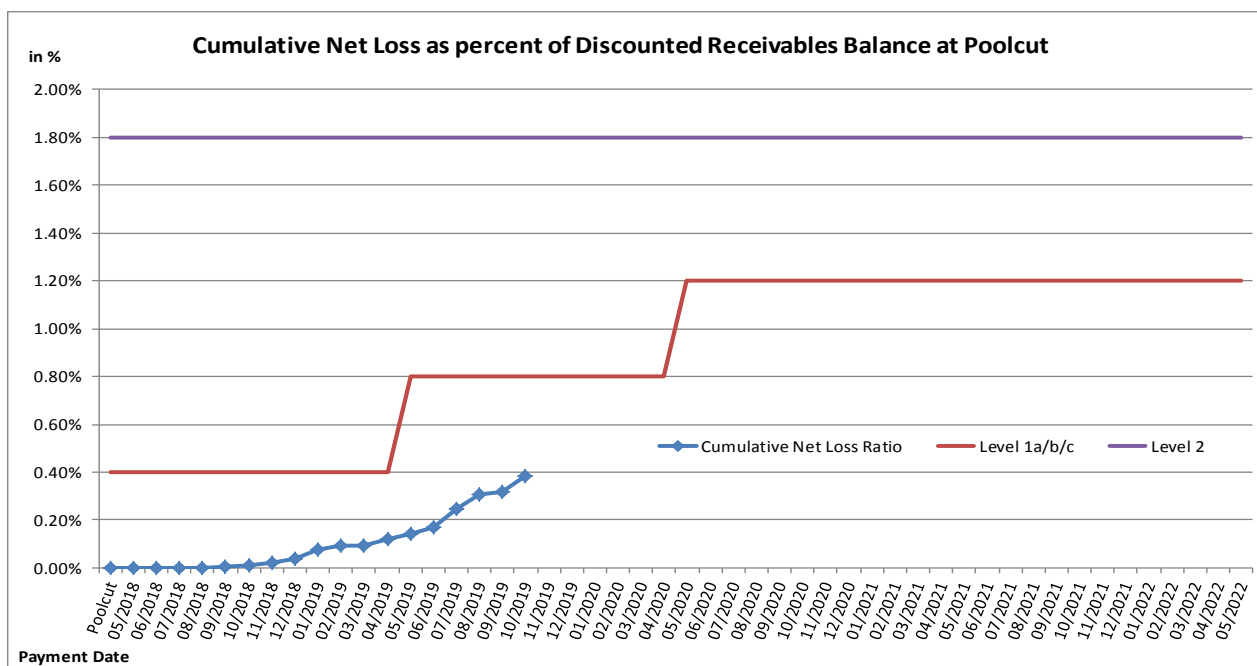
Capacity of Transaction Party	Date of Replacement	Reason for Replacement	Replaced Party	Replaced by

**Transaction Events (II)**

**Credit Enhancement Increase Conditions**

Level 1a Credit Enhancement Increase Condition - Cumulative Net Losses do not amount to 0.4% for any Payment Date prior to or during Apr 2019	<b>NO</b>
Level 1b Credit Enhancement Increase Condition - Cumulative Net Losses do not amount to 0.8% for any Payment Date from May 2019 but prior to or during Apr 2020	<b>NO</b>
Level 1c Credit Enhancement Increase Condition - Cumulative Net Losses do not amount to 1.2% for any Payment Date after Apr 2020	<b>NO</b>
Level 2 Credit Enhancement Increase Condition - Cumulative Net Losses do not amount to 1.8% for any Payment Date	<b>NO</b>

Net losses	Net Loss Amount
Net Salvage Loss registered in current Period	489,505.96 AUD
Cumulative Net Salvage Loss incl. current Period	2,885,991.15 AUD
Cumulative Net Salvage Loss as of the End of the Monthly Period	2,885,991.15 AUD
Discounted Balance as of Pool Cut Date	750,018,992.72 AUD
Cumulative Net Loss as percentage of Discounted Receivables Balance at Pool Cut	0.38479%



**Transaction Events (III)**

**Account Bank:**

Australia and New Zealand Banking Group Limited

Current Rating \*

Minimum required Rating (if no short term Rating available, the higher long term rating is applicable)

or

Fitch			S&P		
Long Term	Short Term	Outlook	Long Term	Short Term	Outlook
AA-	F1+	Negative	AA-	A-1+	Stable
A	F1	-	A	A-1	-
A	F1	-	A+	-	-

If the Account Bank ceases to have the Account Bank Required Rating it shall, at its own cost,

(i) transfer the accounts to an Eligible Collateral Bank, or

(ii) provide a guarantee from an Eligible Guarantor, or

If none of the measures is taken within a given timespan, the Issuer may enter into new banking arrangements at its own initiative with another Account Bank.

(Please refer to the Prospectus for a complete description of the mechanism)

**Required Rating:**

**Fulfilled**

**Swap Counterparty**

Crédit Agricole Corporate and Investment Bank

Current Rating \*

Minimum required Rating - Class A and Class B

or

Fitch			S&P		
Long Term	Short Term	Outlook	Long Term	Short Term	Outlook
A+	F1	Stable	A+	A-1	Stable
A	F1	-	A	A-1	-
A	F1	-	>A	-	-

If the Swap Bank falls below the above mentioned Minimum Rating (Level I) it shall provide Eligible Credit Support by means of Cash or certain types of Prime Debt Obligations

If the Swap Bank ceases to have the even lower Rating as an Eligible Swap Counterparty (Level II) it shall, at its own cost,

(i) transfer all rights and obligations under the Swap Agreement to another Eligible Swap Partner or

(ii) provide a guarantee from an Eligible Guarantor.

If none of the measures is taken within a given timespan, the Issuer may enter into new arrangements at its own initiative with another Swap Bank.

(Please refer to the Prospectus for a complete description of the mechanism)

**Required Rating:**

**Fulfilled**

**Servicer**

Volkswagen Financial Services Australia Pty Ltd

If the Monthly Remittance Condition is satisfied, VWFS Australia, as the Servicer, is required to pay collections of the Purchased Receivables (including proceeds from the disposition of any Financed Objects) received by it during each Monthly Period into the Distribution Account in a single deposit no later than the Payment Date for that Monthly Period.

If the Monthly Remittance Condition is not met, the Servicer must remit collections received by it in respect of the Purchased Receivables in accordance with the procedure outlined in detail in "ADMINISTRATION OF THE PURCHASED RECEIVABLES UNDER THE SERVICING AGREEMENT - Commingling".

**Monthly  
Remittance  
Condition:**

**Not fulfilled**

Information regarding the Notes I

Rating at Issue Date	Class A	Class B
S&P	AAA (sf)	A+ (sf)
Fitch	AAAsf	AA-sf

Current Rating	Class A	Class B
S&P	AAA (sf)	A+ (sf)
Fitch	AAAsf	AA+sf

Information on Notes	Class A	Class B
Legal maturity date	21/07/2026	21/07/2026
Scheduled Clean Up Call	Feb 2022	Feb 2022
ISIN:	AU3FN0041935	AU3FN0041943
Common Code:	180534652	180534679
Nominal Amount	100,000.00 AUD	100,000.00 AUD

Information on Interest	Class A	Class B
Spread/ Margin	93 bps	150 bps
Index Rate	1-Month-BBSW	1-Month-BBSW
Fixed/Floating	floating	floating
Current Coupon	1-Month-BBSW + 93	1-Month-BBSW + 150
Day Count Convention	actual/365	actual/365



## Information regarding the Notes II

Monthly Period:	09/2019
Payment Date:	21/10/2019
Interest Accrual Period (from/until)	from 23/09/2019 until 21/10/2019
Days accrued	28
Index Rate	1-Month-BBSW
Base Interest Rate:	0.9978%
Day Count Convention	actual/365

Interest Payments	Class A	Class B
Total Interest Amount of the Reporting Period	490,462.01 AUD	71,854.52 AUD
Paid Interest	490,462.01 AUD	71,854.52 AUD

Unpaid Interest	Class A	Class B
Unpaid Interest in the Reporting Period	- AUD	- AUD
Cumulative unpaid Interest	- AUD	- AUD

Note Balance	Class A	Class B
Note Balance as of Poolcut	661,500,000.00 AUD	37,500,000.00 AUD
Note Balance as of the Beginning of the Period	331,648,647.75 AUD	37,500,000.00 AUD
Redemption Amount per Class	17,100,370.35 AUD	- AUD
<b>Class Balance as of the End of the Period</b>	<b>314,548,277.40 AUD</b>	<b>37,500,000.00 AUD</b>

Payments to Investors per note	Class A	Class B
Interest Per Note	74.14 AUD	191.61 AUD
Principal Repayment by note	2,585.09 AUD	- AUD
Number of Notes	6,615	375
Note Factor	0.4755076	1.0000000

Overcollateralisation Percentage	Class A	Class B
Initial OC Percentage at Poolcut	11.8022%	6.8024%
Current OC Percentage	23.5000%	14.3700%
Target OC Percentage	26.0000%	18.0000%

Subordinated Loan	
Balance as of the Beginning of the Period	43,195,426.69 AUD
Regular Redemption from Waterfall	- AUD
Redemption from Cash Collateral Account	- AUD
Balance as of the End of the Period	43,195,426.69 AUD

## Cash Collateral Account

Cash collateral account (CCA)	Value
<b>CCA Opening Balance - Initial balance at poolcut</b>	<b>9,000,000.00 AUD</b>
<b>Balance as of the beginning of the period</b>	<b>7,500,000.00 AUD</b>
<b>Specified General Cash Collateral Account Balance</b>	<b>7,500,000.00 AUD</b>
the greater of: 1.20 per cent of the Aggregate Discounted Receivables Balance as of the end of the Monthly Period; and	4,933,799.18 AUD
the lesser of: \$7,500,000; and	7,500,000.00 AUD
the aggregate outstanding principal amount of the Class A Notes and Class B Notes as of the end of the Monthly Period	369,148,647.75 AUD
<b>Payments</b>	<b>- AUD</b>
General payment from CCA	- AUD
General payment to CCA	- AUD
<b>Balance as of the end of the period</b>	<b>7,500,000.00 AUD</b>

## Credit Enhancement

Credit Enhancement as of Poolcut Date	% of Aggregate Discounted Receivables Balance	Value
Class B Note	5.00%	37,500,000.00 AUD
Subordinated Loan	5.80%	43,518,992.72 AUD
Overcollateralisation	1.00%	7,500,000.00 AUD
Cash Collateral Account	1.20%	9,000,000.00 AUD

Cash Collateral Account (CCA)	Value	in % of Outstanding Discounted Receivables Balance as of Poolcut Date
<b>Initial Balance at Poolcut</b>	9,000,000.00 AUD	1.20%
<b>Initial Targeted Balance at Poolcut</b>	9,000,000.00 AUD	1.20%
<b>Current Targeted Balance</b>	7,500,000.00 AUD	1.00%
<b>Balance as of the Beginning of the Period</b>	7,500,000.00 AUD	1.00%
Payment from CCA	- AUD	0.00%
Payment to CCA	- AUD	0.00%
<b>Balance as of the End of the Period</b>	7,500,000.00 AUD	1.00%

## Calculation of Credit Enhancement

Initially, Driver Australia Five's Credit Enhancement consists of the respective Note Issue in comparison to the Discounted Receivables Balance as of Poolcut, minus any Senior Debt Issuance. This 'Overcollateralisation' (i.e. Credit Enhancement excluding the Cash Collateral Account) is specific for each Note Series and increases with its seniority.

Subsequently, the 'Overcollateralisation' is calculated (as an Overcollateralisation Percentage) on a monthly basis, all on end of month figures. Considering the seniority of the respective Note Series, redemption is made until a Target Overcollateralisation Percentage has been reached. All remaining funds will be used to perform payments in the more junior positions of the Order of Priority.

The Target OC percentages for each Note Class are determined subject to 3 items:

- They will increase in 2 steps in case the Cumulative Net Loss Ratio exceeds a certain level and Credit Enhancement Increase Condition is met.
- They will increase to 100% if the Aggregate Discounted Receivables Balance falls below 10.00% of the Aggregate Discounted Receivables Balance at Cut-Off Date (without a Clean-Up Call being exercised).
- A Foreclosure Event causes the transaction to switch into sequential payment mode, in which case the OC Percentages will not determine the maximum redemption amount and may be exceeded.

In addition, there is the 'General Cash Reserve', in the form of a Cash Collateral Account, which is in principle to the benefit of all Tranches over the entire lifetime of the transaction.

**Swap Fixing / Waterfall**

<b>Amortising Interest Rate Swap</b>	<b>Class A</b>	<b>Class B</b>
Initial Principal	661,500,000.00 AUD	37,500,000.00 AUD
Underlying Principal for Reporting Period	331,648,647.75 AUD	37,500,000.00 AUD
Paying Leg	Fixed Interest Rate	Fixed Interest Rate
Receiving Leg	Floating Interest Rate	Floating Interest Rate
Net Swap Payments - Net Swap Receipts	377,904.70 AUD	46,270.48 AUD

<b>Available Distribution Amount Calculation</b>	<b>Payment to waterfall position</b>	<b>Remaining Amount</b>
1) i) Available Collections Amount from Contracts	19,929,446.97 AUD	19,929,446.97 AUD
1) ii) Available Collections - Interest on Trust Account	30,249.66 AUD	19,959,696.63 AUD
2) Drawings From Cash Collateral Account as provided for in clause 12.1 of the Issue Supplement	- AUD	19,959,696.63 AUD
3) i) Net Swap Receipts - Class A	- AUD	19,959,696.63 AUD
3) ii) Net Swap Receipts - Class B	- AUD	19,959,696.63 AUD
4) Damages and Indemnity Payments to Issuer	- AUD	19,959,696.63 AUD
5) Other Reimbursement Amounts	- AUD	19,959,696.63 AUD
6) Buffer Release Amount	(1,505,828.89 AUD)	18,453,867.74 AUD
Remaining Rounding Amount (M-1)	20.40 AUD	18,453,888.14 AUD

<b>Waterfall</b>	<b>Payment to waterfall position</b>	<b>Remaining Amount</b>
Available Distribution Amount	- AUD	18,453,888.14 AUD
1) Trust Beneficiary \$1	(1.00 AUD)	18,453,887.14 AUD
2) Taxes	- AUD	18,453,887.14 AUD
3) Trust Fees & Expenses and Servicer Fees	(366,994.61 AUD)	18,086,892.53 AUD
4. a) Net Swap Payments - Class A Notes	(377,904.70 AUD)	17,708,987.83 AUD
4. b) Net Swap Payments - Class B Notes	(46,270.48 AUD)	17,662,717.35 AUD
5. a) Interest accrued in prev. month - Class A	(490,462.01 AUD)	17,172,255.34 AUD
5. b) Interest Shortfalls from prior months - Class A	- AUD	17,172,255.34 AUD
6. a) Interest accrued in prev. month - Class B	(71,854.52 AUD)	17,100,400.82 AUD
6. b) Interest Shortfalls from prior months - Class B	- AUD	17,100,400.82 AUD
7) Payment to Cash Collateral Account	- AUD	17,100,400.82 AUD
8) Principal Payment - Class A	(17,100,370.35 AUD)	30.47 AUD
9) Principal Payment - Class B	- AUD	30.47 AUD
Remaining Rounding Amount (Current Period)	(30.47 AUD)	- AUD
10) Penalties, Costs, Expenses, Damages, Losses or Liabilities	- AUD	- AUD
11) Other Payment to Swap Counterparties	- AUD	- AUD
12) Subordinated Loan Accrued and Unpaid Interest	- AUD	- AUD
Interest Accrued this period on the Subordinated Loan	- AUD	- AUD
Unpaid Interest on the Subordinated Loan	- AUD	- AUD
13) Subordinated Loan Principal	- AUD	- AUD
14) Surplus Income Distribution to Beneficiary of the Trust	- AUD	- AUD

<b>Distribution of Cash Collateral Account surplus</b>	<b>Payment</b>	<b>Remaining Amount</b>
Payment from CCA	- AUD	- AUD
Payment of Interest Accrued this period on the Subordinated Loan	- AUD	- AUD
Payment of Unpaid Interest on the Subordinated Loan	- AUD	- AUD
Payment in respect of regular redemption to subordinated lender	- AUD	- AUD
Distribution to Beneficiary of the Trust	- AUD	- AUD

### Retention of Net Economic Interest

Period	Poolcut	Balance as at Current Period
<b>Total Assets</b>	<b>904,077,407.08 AUD</b>	<b>469,635,515.08 AUD</b>
Nominal Receivables Balance	904,077,407.08 AUD	469,635,515.08 AUD
<b>First loss piece</b>	<b>60,018,992.72 AUD</b>	<b>66,601,654.48 AUD</b>
Subordinated Loan balance	43,518,992.72 AUD	43,195,426.69 AUD
Overcollateralisation	7,500,000.00 AUD	15,906,227.79 AUD
General Cash Collateral Account balance	9,000,000.00 AUD	7,500,000.00 AUD
<b>Actual retention</b>	<b>6.64%</b>	<b>14.18%</b>

In its capacity as originator and original lender, VWFSA complies with the retention requirement of a material net economic interest in accordance with option (d) Article 6 (3) (c) Securitisation Regulation.

By adhering to option (d) Article 6 (3) (c) Securitisation Regulation, VWFSA will keep the exposures designated for retention on its balance sheet on an ongoing basis.

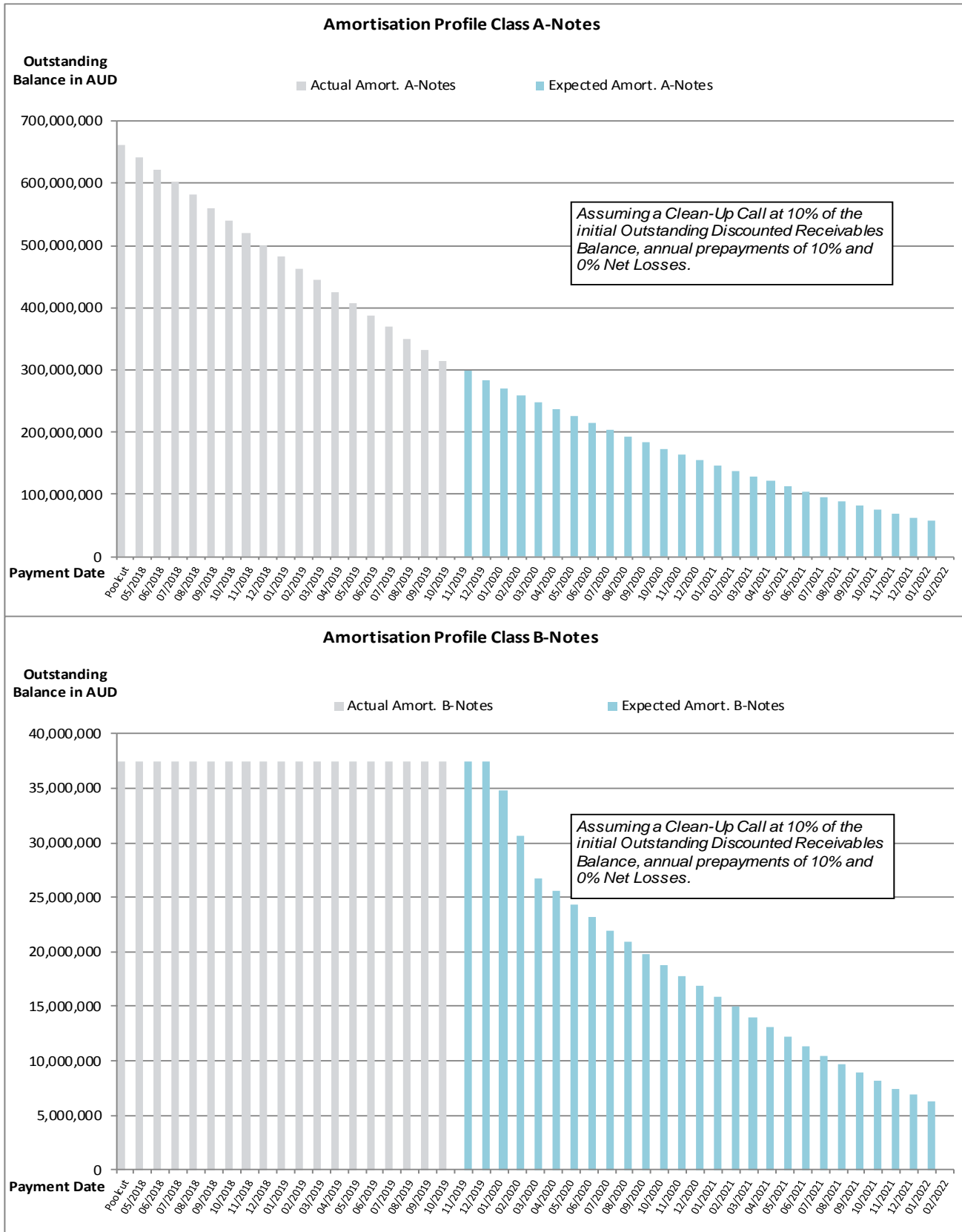
The latest end of month level of retention will be published on a monthly basis in the investor report.

## Amortisation Profile I

Note Class	Class A		Class B	
	At Closing: 1.76 yrs	Current: 1.33 yrs	At Closing: 2.78 yrs	Current: 1.27 yrs
Payment Date	Actual Note Balance	Forecasted Note Balance	Actual Note Balance	Forecasted Note Balance
Poolcut	661,500,000.00 AUD	- AUD	37,500,000.00 AUD	- AUD
05/2018	642,713,863.05 AUD	- AUD	37,500,000.00 AUD	- AUD
06/2018	622,105,293.60 AUD	- AUD	37,500,000.00 AUD	- AUD
07/2018	602,177,010.75 AUD	- AUD	37,500,000.00 AUD	- AUD
08/2018	581,444,740.80 AUD	- AUD	37,500,000.00 AUD	- AUD
09/2018	560,228,054.40 AUD	- AUD	37,500,000.00 AUD	- AUD
10/2018	541,167,262.65 AUD	- AUD	37,500,000.00 AUD	- AUD
11/2018	520,929,530.10 AUD	- AUD	37,500,000.00 AUD	- AUD
12/2018	500,497,978.05 AUD	- AUD	37,500,000.00 AUD	- AUD
01/2019	482,617,037.70 AUD	- AUD	37,500,000.00 AUD	- AUD
02/2019	463,743,979.65 AUD	- AUD	37,500,000.00 AUD	- AUD
03/2019	444,938,659.20 AUD	- AUD	37,500,000.00 AUD	- AUD
04/2019	425,291,910.75 AUD	- AUD	37,500,000.00 AUD	- AUD
05/2019	406,637,809.20 AUD	- AUD	37,500,000.00 AUD	- AUD
06/2019	386,841,495.60 AUD	- AUD	37,500,000.00 AUD	- AUD
07/2019	369,289,453.05 AUD	- AUD	37,500,000.00 AUD	- AUD
08/2019	350,083,660.50 AUD	- AUD	37,500,000.00 AUD	- AUD
09/2019	331,648,647.75 AUD	- AUD	37,500,000.00 AUD	- AUD
10/2019	314,548,277.40 AUD	- AUD	37,500,000.00 AUD	- AUD
11/2019	-	298,457,544.99 AUD	-	37,500,000.00 AUD
12/2019	-	282,813,924.49 AUD	-	37,500,000.00 AUD
01/2020	-	269,907,790.71 AUD	-	34,831,318.36 AUD
02/2020	-	258,676,852.99 AUD	-	30,598,353.47 AUD
03/2020	-	247,431,752.52 AUD	-	26,749,378.65 AUD
04/2020	-	236,192,352.49 AUD	-	25,534,308.37 AUD
05/2020	-	225,319,008.46 AUD	-	24,358,811.73 AUD
06/2020	-	214,203,814.19 AUD	-	23,157,169.10 AUD
07/2020	-	203,360,139.34 AUD	-	21,984,879.93 AUD
08/2020	-	193,467,291.44 AUD	-	20,915,382.86 AUD
09/2020	-	183,423,370.47 AUD	-	19,829,553.57 AUD
10/2020	-	173,668,775.52 AUD	-	18,775,002.75 AUD
11/2020	-	164,603,022.93 AUD	-	17,794,921.40 AUD
12/2020	-	155,782,835.89 AUD	-	16,841,387.67 AUD
01/2021	-	146,772,447.63 AUD	-	15,867,291.64 AUD
02/2021	-	138,382,744.84 AUD	-	14,960,296.74 AUD
03/2021	-	129,723,669.80 AUD	-	14,024,180.51 AUD
04/2021	-	121,089,353.39 AUD	-	13,090,740.91 AUD
05/2021	-	113,042,766.37 AUD	-	12,220,839.61 AUD
06/2021	-	105,026,186.13 AUD	-	11,354,182.29 AUD
07/2021	-	96,437,041.99 AUD	-	10,425,626.16 AUD
08/2021	-	89,376,063.72 AUD	-	9,662,277.16 AUD
09/2021	-	82,233,978.04 AUD	-	8,890,159.79 AUD
10/2021	-	75,648,949.94 AUD	-	8,178,264.86 AUD
11/2021	-	68,980,050.31 AUD	-	7,457,302.73 AUD
12/2021	-	63,459,183.77 AUD	-	6,860,452.30 AUD
01/2022	-	57,819,129.27 AUD	-	6,250,716.68 AUD
02/2022	-	- AUD	-	- AUD

\*Based on the following assumptions: CPR of 10%, Net Losses of 0% and Clean Up Call at 10% of the original outstanding discounted receivables balance

**Amortisation Profile II**



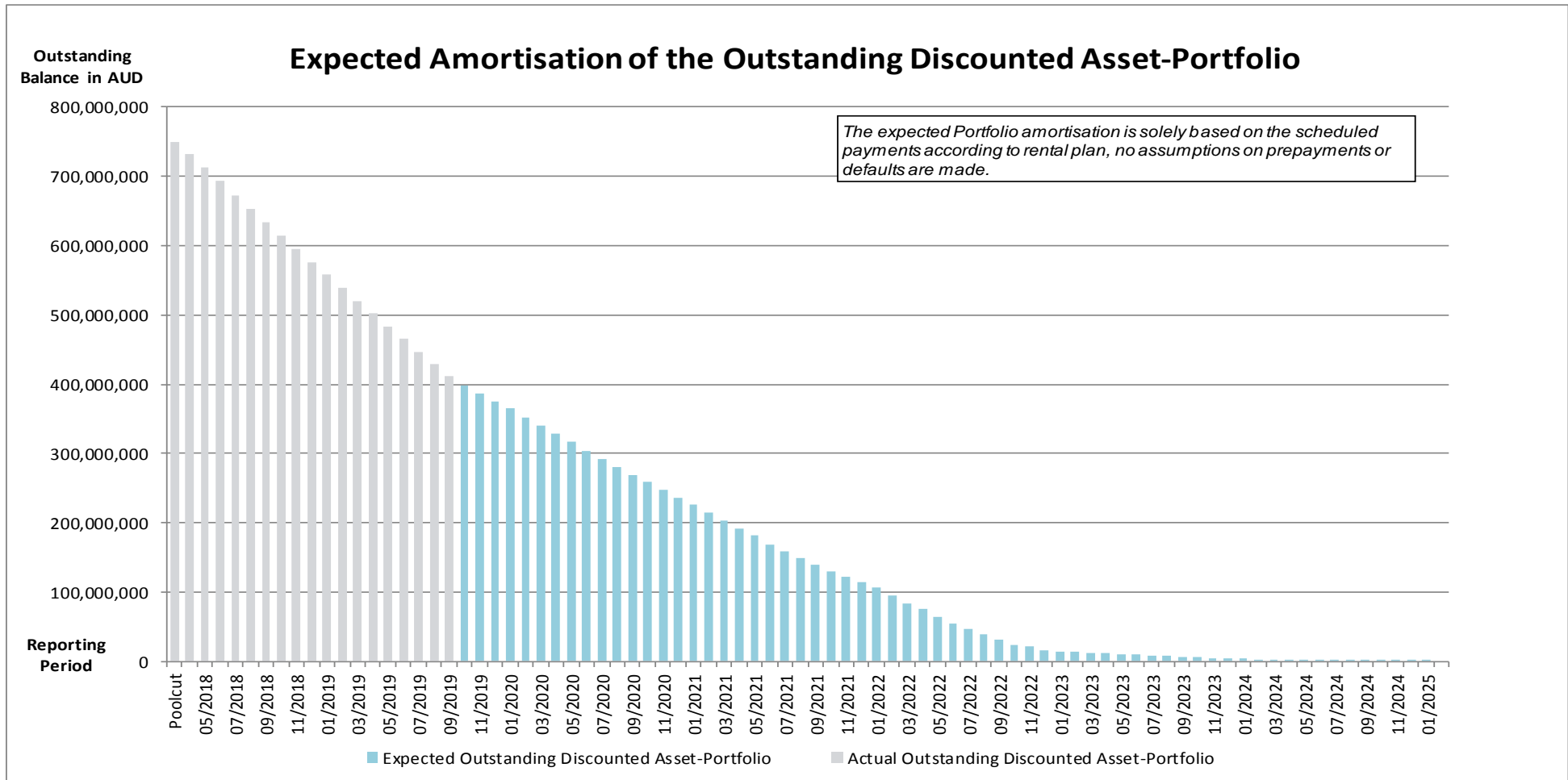
## Run Out Schedule I

End of Collection Period	Interest	Principal	Nominal Instalments
arrears	271,582.40 AUD	1,839,199.70 AUD	2,110,782.10 AUD
10/2019	2,770,389.67 AUD	10,954,840.04 AUD	13,725,229.71 AUD
11/2019	2,877,361.65 AUD	11,188,676.12 AUD	14,066,037.77 AUD
12/2019	2,823,691.47 AUD	11,313,955.04 AUD	14,137,646.51 AUD
01/2020	2,752,731.41 AUD	11,481,132.01 AUD	14,233,863.42 AUD
02/2020	2,674,856.27 AUD	11,846,658.27 AUD	14,521,514.54 AUD
03/2020	2,590,735.93 AUD	12,097,694.88 AUD	14,688,430.81 AUD
04/2020	2,505,664.63 AUD	11,877,460.50 AUD	14,383,125.13 AUD
05/2020	2,420,053.15 AUD	12,146,977.74 AUD	14,567,030.89 AUD
06/2020	2,331,106.37 AUD	12,448,236.99 AUD	14,779,343.36 AUD
07/2020	2,240,638.01 AUD	11,214,794.79 AUD	13,455,432.80 AUD
08/2020	2,158,974.22 AUD	11,922,157.26 AUD	14,081,131.48 AUD
09/2020	2,071,131.13 AUD	11,590,335.06 AUD	13,661,466.19 AUD
10/2020	1,985,890.86 AUD	10,751,044.56 AUD	12,736,935.42 AUD
11/2020	1,906,944.15 AUD	10,746,638.42 AUD	12,653,582.57 AUD
12/2020	1,828,073.47 AUD	11,288,338.95 AUD	13,116,412.42 AUD
01/2021	1,744,654.78 AUD	10,619,818.72 AUD	12,364,473.50 AUD
02/2021	1,666,615.95 AUD	11,300,699.46 AUD	12,967,315.41 AUD
03/2021	1,583,146.31 AUD	11,375,820.25 AUD	12,958,966.56 AUD
04/2021	1,499,383.86 AUD	10,668,956.98 AUD	12,168,340.84 AUD
05/2021	1,420,539.34 AUD	10,845,800.45 AUD	12,266,339.79 AUD
06/2021	1,340,582.65 AUD	12,295,248.73 AUD	13,635,831.38 AUD
07/2021	1,249,654.38 AUD	9,873,255.02 AUD	11,122,909.40 AUD
08/2021	1,176,772.31 AUD	9,970,073.62 AUD	11,146,845.93 AUD
09/2021	1,103,653.15 AUD	9,539,564.04 AUD	10,643,217.19 AUD
10/2021	1,033,194.36 AUD	9,532,366.58 AUD	10,565,560.94 AUD
11/2021	962,932.13 AUD	8,061,383.48 AUD	9,024,315.61 AUD
12/2021	903,516.20 AUD	8,474,613.07 AUD	9,378,129.27 AUD
01/2022	840,882.95 AUD	8,058,750.53 AUD	8,899,633.48 AUD
02/2022	781,326.76 AUD	11,409,154.50 AUD	12,190,481.26 AUD
03/2022	696,920.60 AUD	11,498,863.57 AUD	12,195,784.17 AUD
04/2022	612,858.85 AUD	7,862,892.82 AUD	8,475,751.67 AUD
05/2022	554,851.35 AUD	10,207,888.53 AUD	10,762,739.88 AUD
06/2022	479,453.13 AUD	10,689,219.23 AUD	11,168,672.36 AUD
07/2022	400,484.63 AUD	7,764,913.02 AUD	8,165,397.65 AUD
08/2022	343,017.50 AUD	7,884,063.13 AUD	8,227,080.63 AUD
09/2022	284,728.67 AUD	6,948,113.45 AUD	7,232,842.12 AUD
10/2022	233,355.64 AUD	7,689,241.37 AUD	7,922,597.01 AUD
11/2022	176,512.41 AUD	2,451,881.82 AUD	2,628,394.23 AUD
12/2022	158,414.56 AUD	5,416,114.02 AUD	5,574,528.58 AUD
01/2023	118,456.28 AUD	1,157,964.72 AUD	1,276,421.00 AUD
02/2023	109,878.34 AUD	1,154,538.76 AUD	1,264,417.10 AUD
03/2023	101,363.80 AUD	1,088,731.25 AUD	1,190,095.05 AUD
04/2023	93,338.83 AUD	1,070,732.04 AUD	1,164,070.87 AUD
05/2023	85,406.62 AUD	1,082,149.51 AUD	1,167,556.13 AUD
06/2023	77,410.56 AUD	1,020,129.24 AUD	1,097,539.80 AUD
07/2023	69,853.36 AUD	979,252.78 AUD	1,049,106.14 AUD
08/2023	62,597.93 AUD	948,149.46 AUD	1,010,747.39 AUD
09/2023	55,573.96 AUD	917,725.11 AUD	973,299.07 AUD
10/2023	48,775.41 AUD	880,987.92 AUD	929,763.33 AUD



11/2023	42,249.11 AUD	831,978.58 AUD	874,227.69 AUD
12/2023	36,085.47 AUD	783,970.29 AUD	820,055.76 AUD
01/2024	30,277.73 AUD	729,352.93 AUD	759,630.66 AUD
02/2024	24,874.81 AUD	648,244.52 AUD	673,119.33 AUD
03/2024	20,072.47 AUD	570,044.93 AUD	590,117.40 AUD
04/2024	15,849.67 AUD	493,825.68 AUD	509,675.35 AUD
05/2024	12,191.42 AUD	437,758.40 AUD	449,949.82 AUD
06/2024	8,948.39 AUD	361,121.96 AUD	370,070.35 AUD
07/2024	6,273.12 AUD	284,197.57 AUD	290,470.69 AUD
08/2024	4,165.13 AUD	232,543.36 AUD	236,708.49 AUD
09/2024	2,442.43 AUD	154,559.59 AUD	157,002.02 AUD
10/2024	1,297.40 AUD	90,808.63 AUD	92,106.03 AUD
11/2024	624.72 AUD	49,625.63 AUD	50,250.35 AUD
12/2024	257.10 AUD	30,651.02 AUD	30,908.12 AUD
01/2025	30.02 AUD	2,451.42 AUD	2,481.44 AUD
02/2025	11.86 AUD	1,599.86 AUD	1,611.72 AUD
03/2025	- AUD	- AUD	- AUD
<b>Total</b>	<b>58,485,583.20 AUD</b>	<b>411,149,931.88 AUD</b>	<b>469,635,515.08 AUD</b>

Run Out Schedule II



**Outstanding Contracts I - Overview**

Total Portfolio as of Poolcut Date			Product Type					
Contract Status Development	Number of Contracts	Outstanding Discounted Receivables Balance	Hire Purchase		Chattel Mortgage		Consumer Loan	
			Number of Contracts	Outstanding Discounted Receivables Balance	Number of Contracts	Outstanding Discounted Receivables Balance	Number of Contracts	Outstanding Discounted Receivables Balance
Normal	26,849	750,018,992.72 AUD	33	888,976.31 AUD	7,818	281,578,662.86 AUD	18,998	467,551,353.55 AUD
In Advance	-	- AUD	-	- AUD	-	- AUD	-	- AUD
In Arrears	-	- AUD	-	- AUD	-	- AUD	-	- AUD
Paid out/Matured	-	- AUD	-	- AUD	-	- AUD	-	- AUD
Early Payout	-	- AUD	-	- AUD	-	- AUD	-	- AUD
Gross Salvage	-	- AUD	-	- AUD	-	- AUD	-	- AUD
Net Salvage	-	- AUD	-	- AUD	-	- AUD	-	- AUD
<b>Total</b>	<b>26,849</b>	<b>750,018,992.72 AUD</b>	<b>33</b>	<b>888,976.31 AUD</b>	<b>7,818</b>	<b>281,578,662.86 AUD</b>	<b>18,998</b>	<b>467,551,353.55 AUD</b>

Total Portfolio as of Previous Month			Product Type					
Contract Status Development	Number of Contracts	Outstanding Discounted Receivables Balance	Hire Purchase		Chattel Mortgage		Consumer Loan	
			Number of Contracts	Outstanding Discounted Receivables Balance	Number of Contracts	Outstanding Discounted Receivables Balance	Number of Contracts	Outstanding Discounted Receivables Balance
Normal	17,051	347,382,682.96 AUD	8	187,338.24 AUD	5,470	147,908,007.03 AUD	11,573	199,287,337.69 AUD
In Advance	1,649	32,487,387.43 AUD	-	- AUD	344	8,936,317.34 AUD	1,305	23,551,070.09 AUD
In Arrears	2,068	46,950,362.40 AUD	4	162,038.44 AUD	529	15,299,930.63 AUD	1,535	31,488,393.33 AUD
Paid out/Matured	851	- AUD	4	- AUD	283	- AUD	564	- AUD
Early Payout	5,047	- AUD	16	- AUD	1,110	- AUD	3,921	- AUD
Gross Salvage	49	1,552,217.62 AUD	-	- AUD	26	847,732.65 AUD	23	704,484.97 AUD
Net Salvage	133	2,351,628.27 AUD	1	30,195.76 AUD	55	1,108,807.91 AUD	77	1,212,624.60 AUD
<b>Total</b>	<b>26,848</b>	<b>430,724,278.68 AUD</b>	<b>33</b>	<b>379,572.44 AUD</b>	<b>7,817</b>	<b>174,100,795.56 AUD</b>	<b>18,998</b>	<b>256,243,910.68 AUD</b>

Total Portfolio as of Current Reporting Period			Product Type					
Contract Status Development	Number of Contracts	Outstanding Discounted Receivables Balance	Hire Purchase		Chattel Mortgage		Consumer Loan	
			Number of Contracts	Outstanding Discounted Receivables Balance	Number of Contracts	Outstanding Discounted Receivables Balance	Number of Contracts	Outstanding Discounted Receivables Balance
Normal	16,173	327,052,309.99 AUD	7	156,163.21 AUD	5,281	141,326,115.00 AUD	10,885	185,570,031.78 AUD
In Advance	1,908	33,240,115.67 AUD	-	- AUD	420	9,122,702.06 AUD	1,488	24,117,413.61 AUD
In Arrears	2,328	49,653,252.48 AUD	5	184,851.56 AUD	548	15,510,338.28 AUD	1,775	33,958,062.64 AUD
Paid out/Matured	901	- AUD	4	- AUD	301	- AUD	596	- AUD
Early Payout	5,349	- AUD	16	- AUD	1,181	- AUD	4,152	- AUD
Gross Salvage	40	1,204,253.74 AUD	-	- AUD	23	795,484.08 AUD	17	408,769.66 AUD
Net Salvage	149	2,817,664.26 AUD	1	30,195.76 AUD	63	1,296,019.29 AUD	85	1,491,449.21 AUD
<b>Total</b>	<b>26,848</b>	<b>413,967,596.14 AUD</b>	<b>33</b>	<b>371,210.53 AUD</b>	<b>7,817</b>	<b>168,050,658.71 AUD</b>	<b>18,998</b>	<b>245,545,726.90 AUD</b>

Outstanding Contracts I - Overview

Total Portfolio as of Poolcut Date			Balloon				Type of Car			
Contract Status Development	Number of Contracts	Outstanding Discounted Receivables Balance	Balloon		No Balloon		New Vehicle		Used Vehicle	
			Number of Contracts	Outstanding Discounted Receivables Balance	Number of Contracts	Outstanding Discounted Receivables Balance	Number of Contracts	Outstanding Discounted Receivables Balance	Number of Contracts	Outstanding Discounted Receivables Balance
Normal	26,849	750,018,992.72 AUD	6,850	280,129,367.37 AUD	19,999	469,889,625.35 AUD	20,260	608,519,380.92 AUD	6,589	141,499,611.80 AUD
In Advance	-	- AUD	-	- AUD	-	- AUD	-	- AUD	-	- AUD
In Arrears	-	- AUD	-	- AUD	-	- AUD	-	- AUD	-	- AUD
Paid out/Matured	-	- AUD	-	- AUD	-	- AUD	-	- AUD	-	- AUD
Early Payout	-	- AUD	-	- AUD	-	- AUD	-	- AUD	-	- AUD
Gross Salvage	-	- AUD	-	- AUD	-	- AUD	-	- AUD	-	- AUD
Net Salvage	-	- AUD	-	- AUD	-	- AUD	-	- AUD	-	- AUD
<b>Total</b>	<b>26,849</b>	<b>750,018,992.72 AUD</b>	<b>6,850</b>	<b>280,129,367.37 AUD</b>	<b>19,999</b>	<b>469,889,625.35 AUD</b>	<b>20,260</b>	<b>608,519,380.92 AUD</b>	<b>6,589</b>	<b>141,499,611.80 AUD</b>

Total Portfolio as of Previous Month			Balloon				Type of Car			
Contract Status Development	Number of Contracts	Outstanding Discounted Receivables Balance	Balloon		No Balloon		New Vehicle		Used Vehicle	
			Number of Contracts	Outstanding Discounted Receivables Balance	Number of Contracts	Outstanding Discounted Receivables Balance	Number of Contracts	Outstanding Discounted Receivables Balance	Number of Contracts	Outstanding Discounted Receivables Balance
Normal	17,051	347,382,682.96 AUD	4,638	151,377,688.89 AUD	12,413	196,004,994.07 AUD	13,428	292,255,024.96 AUD	3,623	55,127,658.00 AUD
In Advance	1,649	32,487,387.43 AUD	347	10,669,349.29 AUD	1,302	21,818,038.14 AUD	1,141	24,855,150.51 AUD	508	7,632,236.92 AUD
In Arrears	2,068	46,950,362.40 AUD	484	17,757,500.91 AUD	1,584	29,192,861.49 AUD	1,450	35,161,414.83 AUD	618	11,788,947.57 AUD
Paid out/Matured	851	- AUD	160	- AUD	691	- AUD	584	- AUD	267	- AUD
Early Payout	5,047	- AUD	1,165	- AUD	3,882	- AUD	3,544	- AUD	1,503	- AUD
Gross Salvage	49	1,552,217.62 AUD	19	902,201.85 AUD	30	650,015.77 AUD	28	962,365.20 AUD	21	589,852.42 AUD
Net Salvage	133	2,351,628.27 AUD	37	852,959.30 AUD	96	1,498,668.97 AUD	85	1,646,787.76 AUD	48	704,840.51 AUD
<b>Total</b>	<b>26,848</b>	<b>430,724,278.68 AUD</b>	<b>6,850</b>	<b>181,559,700.24 AUD</b>	<b>19,998</b>	<b>249,164,578.44 AUD</b>	<b>20,260</b>	<b>354,880,743.26 AUD</b>	<b>6,588</b>	<b>75,843,535.42 AUD</b>

Total Portfolio as of Current Reporting Period			Balloon				Type of Car			
Contract Status Development	Number of Contracts	Outstanding Discounted Receivables Balance	Balloon		No Balloon		New Vehicle		Used Vehicle	
			Number of Contracts	Outstanding Discounted Receivables Balance	Number of Contracts	Outstanding Discounted Receivables Balance	Number of Contracts	Outstanding Discounted Receivables Balance	Number of Contracts	Outstanding Discounted Receivables Balance
Normal	16,173	327,052,309.99 AUD	4,456	145,771,895.43 AUD	11,717	181,280,414.56 AUD	12,758	275,743,280.60 AUD	3,415	51,309,029.39 AUD
In Advance	1,908	33,240,115.67 AUD	401	10,554,939.99 AUD	1,507	22,685,175.68 AUD	1,344	25,259,852.47 AUD	564	7,980,263.20 AUD
In Arrears	2,328	49,653,252.48 AUD	524	17,811,240.57 AUD	1,804	31,842,011.91 AUD	1,656	37,730,336.82 AUD	672	11,922,915.66 AUD
Paid out/Matured	901	- AUD	168	- AUD	733	- AUD	619	- AUD	282	- AUD
Early Payout	5,349	- AUD	1,244	- AUD	4,105	- AUD	3,764	- AUD	1,585	- AUD
Gross Salvage	40	1,204,253.74 AUD	14	604,734.03 AUD	26	599,519.71 AUD	24	707,627.59 AUD	16	496,626.15 AUD
Net Salvage	149	2,817,664.26 AUD	43	1,189,526.56 AUD	106	1,628,137.70 AUD	95	1,983,559.23 AUD	54	834,105.03 AUD
<b>Total</b>	<b>26,848</b>	<b>413,967,596.14 AUD</b>	<b>6,850</b>	<b>175,932,336.58 AUD</b>	<b>19,998</b>	<b>238,035,259.56 AUD</b>	<b>20,260</b>	<b>341,424,656.71 AUD</b>	<b>6,588</b>	<b>72,542,939.43 AUD</b>

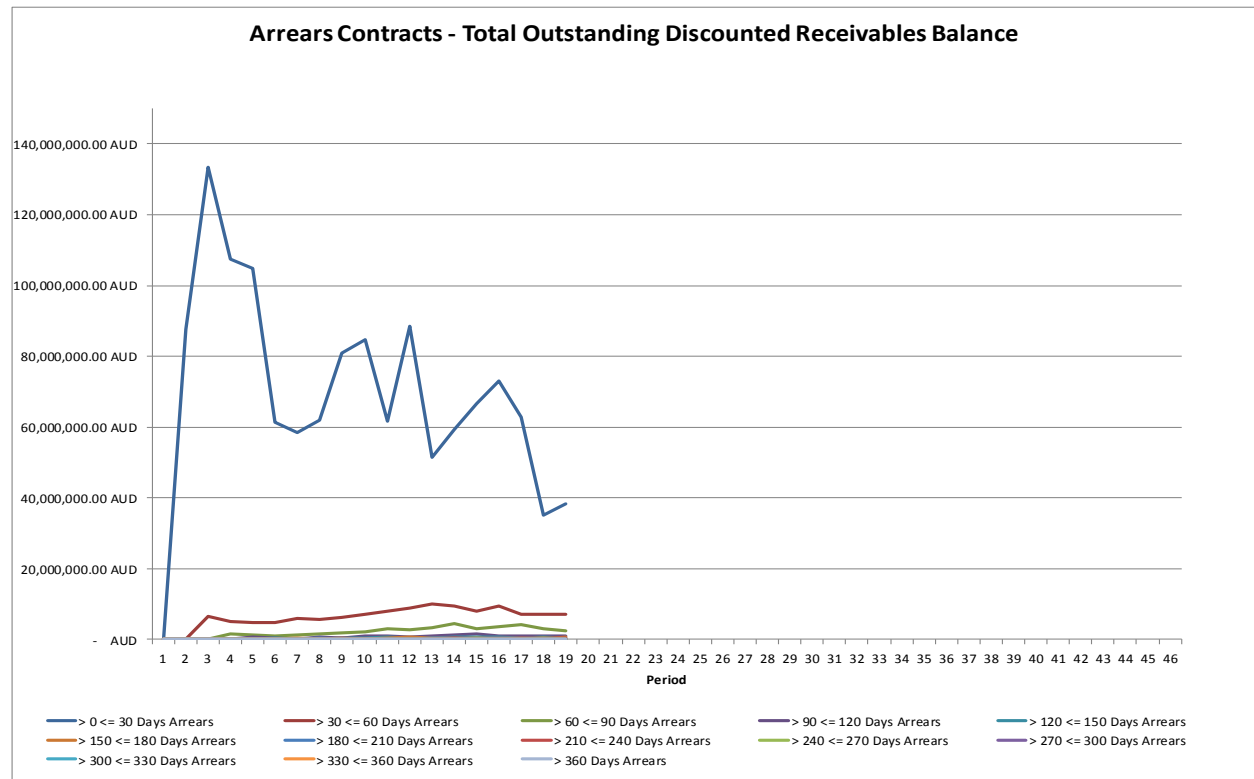
**Outstanding Contracts II - Collections**

Collections This Reporting Month by Status	Change in Contract Statuses From Last Month	Number of Contracts This Month	Collections
Normal	(878)	16,173	11,176,113.26 AUD
In Advance	259	1,908	2,120,931.33 AUD
In Arrears	260	2,328	1,414,520.40 AUD
Paid out/Matured	50	901	96,665.50 AUD
Early Payout	302	5,349	4,884,801.05 AUD
Gross Salvage	(9)	40	167,140.08 AUD
Net Salvage	16	149	69,275.35 AUD
<b>Total</b>	<b>-</b>	<b>26,848</b>	<b>19,929,446.97 AUD</b>

Development of Pool within Reporting Period	Number of Active Contracts	Total Number of Contracts	Collection Variations	Outstanding Nominal Balance
<b>Beginning of Period</b>	<b>20,817</b>	<b>26,848</b>		<b>490,581,992.11 AUD</b>
<b>Scheduled Collections For Contracts Active This Period</b>			<b>13,912,039.03 AUD</b>	<b>13,912,039.03 AUD</b>
Collections Variations From Normal Contracts This Period			111,254.02 AUD	
Collection Variations From Contracts Paying Out Early This Period			4,741,403.77 AUD	
Collection Variations From Contracts Paying Out/Maturing This Period			30,425.41 AUD	
Collection Variations from Contracts in Advance This Period			1,499,282.07 AUD	
Collection Variations from Contract In Arrears This Period			(425,749.13 AUD)	
Collection Variations from Contracts Going Into Gross Salvage This Period			36,386.30 AUD	
Collection Variations from Contracts Going Into Net Salvage This Period			49,967.22 AUD	
Other Variations From Scheduled Collections This Period			- AUD	
<i>Instalment Collection Variations</i>			6,042,969.66 AUD	6,042,969.66 AUD
Contract Fees Collected This Period			157,892.65 AUD	
Interest Compensation Collections This Period			(183,454.37 AUD)	
<i>Non Instalment Collection Variations</i>			(25,561.72 AUD)	
<b>Actual Collections For Contracts Active This Period</b>			<b>19,929,446.97 AUD</b>	
Number of Contracts Paid Out Early This Month	302			
Number of Contracts Paid Out/Matured This Month	50			
Number of Contracts Into Net Salvage This Month	16			
Repurchased Contracts	-	-		
Less Recoveries After Net Salvage				(19,509.22 AUD)
Reduced Nominal Balance Due to Unpaid Rental At Net Salvage				570,028.01 AUD
Reduced Nominal Balance Due to Unpaid Rental At Early Payout				450,314.20 AUD
Reduced Nominal Balance Due to Other				(9,364.65 AUD)
<b>End of Period</b>	<b>20,449</b>	<b>26,848</b>		<b>469,635,515.08 AUD</b>

**Arrears Contracts**

Total Portfolio					Product Type					
Days in Arrears	Number of Contracts	Number of Contracts (%)	Outstanding Discounted Receivables Balance	Outstanding Discounted Receivables Balance (%)	Hire Purchase		Chattel Mortgage		Consumer Loan	
					Number of Contracts	Outstanding Discounted Receivables Balance	Number of Contracts	Outstanding Discounted Receivables Balance	Number of Contracts	Outstanding Discounted Receivables Balance
> 0 <= 30	1,869	9.14%	38,388,775.65 AUD	9.34%	2	168,881.72 AUD	403	10,459,259.36 AUD	1,464	27,760,634.57 AUD
> 30 <= 60	292	1.43%	7,170,268.47 AUD	1.74%	3	15,969.84 AUD	87	3,263,012.21 AUD	202	3,891,286.42 AUD
> 60 <= 90	93	0.45%	2,353,181.71 AUD	0.57%	-	- AUD	35	1,067,067.34 AUD	58	1,286,114.37 AUD
> 90 <= 120	46	0.22%	1,072,125.60 AUD	0.26%	-	- AUD	21	542,486.90 AUD	25	529,638.70 AUD
> 120 <= 150	15	0.07%	452,924.72 AUD	0.11%	-	- AUD	4	231,886.85 AUD	11	221,037.87 AUD
> 150 <= 180	20	0.10%	555,669.81 AUD	0.14%	-	- AUD	9	392,142.71 AUD	11	163,527.10 AUD
> 180 <= 210	8	0.04%	196,635.07 AUD	0.05%	-	- AUD	2	32,558.23 AUD	6	164,076.84 AUD
> 210 <= 240	8	0.04%	236,533.50 AUD	0.06%	-	- AUD	4	144,703.47 AUD	4	91,830.03 AUD
> 240 <= 270	4	0.02%	192,098.69 AUD	0.05%	-	- AUD	1	122,318.85 AUD	3	69,779.84 AUD
> 270 <= 300	1	0.00%	26,363.20 AUD	0.01%	-	- AUD	-	- AUD	1	26,363.20 AUD
> 300 <= 330	-	0.00%	- AUD	0.00%	-	- AUD	-	- AUD	-	- AUD
> 330 <= 360	-	0.00%	- AUD	0.00%	-	- AUD	-	- AUD	-	- AUD
> 360	1	0.00%	35,018.71 AUD	0.01%	-	- AUD	-	- AUD	1	35,018.71 AUD
<b>Total</b>	<b>2,357</b>	<b>11.53%</b>	<b>50,679,595.13 AUD</b>	<b>12.33%</b>	<b>5</b>	<b>184,851.56 AUD</b>	<b>566</b>	<b>16,255,435.92 AUD</b>	<b>1,786</b>	<b>34,239,307.65 AUD</b>



**Arrears Contracts**

Total Portfolio					Balloon				Vehicle Status			
Days in Arrears	Number of Contracts	Number of Contracts (%)	Outstanding Discounted Receivables Balance	Outstanding Discounted Receivables Balance (%)	Balloon		No Balloon		New		Used	
					Number of Contracts	Outstanding Discounted Receivables Balance	Number of Contracts	Outstanding Discounted Receivables Balance	Number of Contracts	Outstanding Discounted Receivables Balance	Number of Contracts	Outstanding Discounted Receivables Balance
> 0 <= 30	1,869	9.14%	38,388,775.65 AUD	9.34%	397	12,665,099.37 AUD	1,472	25,723,676.28 AUD	1,343	29,422,688.95 AUD	526	8,966,086.70 AUD
> 30 <= 60	292	1.43%	7,170,268.47 AUD	1.74%	77	3,304,871.20 AUD	215	3,865,397.27 AUD	204	5,208,846.82 AUD	88	1,961,421.65 AUD
> 60 <= 90	93	0.45%	2,353,181.71 AUD	0.57%	30	1,138,291.53 AUD	63	1,214,890.18 AUD	66	1,896,557.51 AUD	27	456,624.20 AUD
> 90 <= 120	46	0.22%	1,072,125.60 AUD	0.26%	13	443,171.37 AUD	33	628,954.23 AUD	24	657,569.19 AUD	22	414,556.41 AUD
> 120 <= 150	15	0.07%	452,924.72 AUD	0.11%	5	254,023.40 AUD	10	198,901.32 AUD	11	357,081.73 AUD	4	95,842.99 AUD
> 150 <= 180	20	0.10%	555,669.81 AUD	0.14%	7	363,134.35 AUD	13	192,535.46 AUD	12	412,646.34 AUD	8	143,023.47 AUD
> 180 <= 210	8	0.04%	196,635.07 AUD	0.05%	2	54,066.52 AUD	6	142,568.55 AUD	4	100,907.55 AUD	4	95,727.52 AUD
> 210 <= 240	8	0.04%	236,533.50 AUD	0.06%	1	16,901.92 AUD	7	219,631.58 AUD	5	137,780.69 AUD	3	98,752.81 AUD
> 240 <= 270	4	0.02%	192,098.69 AUD	0.05%	1	122,318.85 AUD	3	69,779.84 AUD	1	57,462.79 AUD	3	134,635.90 AUD
> 270 <= 300	1	0.00%	26,363.20 AUD	0.01%	-	- AUD	1	26,363.20 AUD	1	26,363.20 AUD	-	- AUD
> 300 <= 330	-	0.00%	- AUD	0.00%	-	- AUD	-	- AUD	-	- AUD	-	- AUD
> 330 <= 360	-	0.00%	- AUD	0.00%	-	- AUD	-	- AUD	-	- AUD	-	- AUD
> 360	1	0.00%	35,018.71 AUD	0.01%	-	- AUD	1	35,018.71 AUD	1	35,018.71 AUD	-	- AUD
<b>Total</b>	<b>2,357</b>	<b>11.53%</b>	<b>50,679,595.13 AUD</b>	<b>12.33%</b>	<b>533</b>	<b>18,361,878.51 AUD</b>	<b>1,824</b>	<b>32,317,716.62 AUD</b>	<b>1,672</b>	<b>38,312,923.48 AUD</b>	<b>685</b>	<b>12,366,671.65 AUD</b>

**Net Salvage Loss**

Net Salvage Loss This Period			
Product Type	Type of Car	Number of Contracts	Net Salvage Loss
Hire Purchase	New	-	- AUD
	Used	-	- AUD
<b>Total Hire Purchase</b>		<b>-</b>	<b>- AUD</b>
Chattel Mortgage	New	5	94,020.82 AUD
	Used	3	102,900.14 AUD
<b>Total Chattel Mortgage</b>		<b>8</b>	<b>196,920.96 AUD</b>
Consumer Loan	New	5	260,239.47 AUD
	Used	3	32,345.53 AUD
<b>Total Consumer Loan</b>		<b>8</b>	<b>292,585.00 AUD</b>
<b>Total</b>		<b>16</b>	<b>489,505.96 AUD</b>

<b>Cumulative Net Salvage Loss as of the End of the Monthly Period</b>	2,885,991.15 AUD
<b>Outstanding Discounted Receivables Balance at Poolcut</b>	750,018,992.72 AUD
<b>Cumulative Net Loss Ratio</b>	0.38479%

Monthly Period	Per Period		Cumulative Net Salvage Loss	
	Number of Contracts	Net Salvage Loss	Number of Contracts	Net Salvage Loss
04/2018	-	- AUD	-	- AUD
05/2018	-	- AUD	-	- AUD
06/2018	1	6,542.15 AUD	1	6,542.15 AUD
07/2018	-	- AUD	1	6,542.15 AUD
08/2018	1	34,209.66 AUD	2	40,751.81 AUD
09/2018	3	47,508.13 AUD	5	88,259.94 AUD
10/2018	6	77,463.38 AUD	11	165,723.32 AUD
11/2018	6	114,664.98 AUD	17	280,388.30 AUD
12/2018	15	271,699.75 AUD	32	552,088.05 AUD
01/2019	5	133,410.72 AUD	37	685,498.77 AUD
02/2019	2	11,290.38 AUD	39	696,789.15 AUD
03/2019	15	210,184.37 AUD	54	906,973.52 AUD
04/2019	8	172,973.90 AUD	62	1,079,947.42 AUD
05/2019	11	210,893.68 AUD	73	1,290,841.10 AUD
06/2019	21	540,096.15 AUD	94	1,830,937.25 AUD
07/2019	26	460,678.56 AUD	120	2,291,615.81 AUD
08/2019	13	104,869.38 AUD	133	2,396,485.19 AUD
09/2019	16	489,505.96 AUD	149	2,885,991.15 AUD
10/2019	-	- AUD	-	- AUD
11/2019	-	- AUD	-	- AUD
12/2019	-	- AUD	-	- AUD
01/2020	-	- AUD	-	- AUD
02/2020	-	- AUD	-	- AUD
03/2020	-	- AUD	-	- AUD
04/2020	-	- AUD	-	- AUD
05/2020	-	- AUD	-	- AUD
06/2020	-	- AUD	-	- AUD
07/2020	-	- AUD	-	- AUD
08/2020	-	- AUD	-	- AUD
09/2020	-	- AUD	-	- AUD
10/2020	-	- AUD	-	- AUD
11/2020	-	- AUD	-	- AUD
12/2020	-	- AUD	-	- AUD
01/2021	-	- AUD	-	- AUD
02/2021	-	- AUD	-	- AUD
03/2021	-	- AUD	-	- AUD
04/2021	-	- AUD	-	- AUD
05/2021	-	- AUD	-	- AUD
06/2021	-	- AUD	-	- AUD
07/2021	-	- AUD	-	- AUD
08/2021	-	- AUD	-	- AUD
09/2021	-	- AUD	-	- AUD
10/2021	-	- AUD	-	- AUD
11/2021	-	- AUD	-	- AUD
12/2021	-	- AUD	-	- AUD
01/2022	-	- AUD	-	- AUD
02/2022	-	- AUD	-	- AUD
03/2022	-	- AUD	-	- AUD
04/2022	-	- AUD	-	- AUD
<b>Total</b>	<b>149</b>	<b>2,885,991.15 AUD</b>		



## Net Salvage After Recoveries

Net Salvaged Contracts						
Product Type	Vehicle Status	Number of Contracts	Gross Salvage Loss	Net Salvage Loss	Recoveries After Net Salvage	Net Salvage Loss After Recoveries
Hire Purchase	New	1	69,188.23 AUD	30,195.76 AUD	- AUD	30,195.76 AUD
	Used	-	- AUD	- AUD	- AUD	- AUD
<b>Total Hire Purchase</b>		<b>1</b>	<b>69,188.23 AUD</b>	<b>30,195.76 AUD</b>	<b>- AUD</b>	<b>30,195.76 AUD</b>
Chattel Mortgage	New	46	1,854,529.91 AUD	1,002,006.41 AUD	91,312.70 AUD	910,693.71 AUD
	Used	17	454,040.73 AUD	324,376.38 AUD	9,106.05 AUD	315,270.33 AUD
<b>Total Chattel Mortgage</b>		<b>63</b>	<b>2,308,570.64 AUD</b>	<b>1,326,382.79 AUD</b>	<b>100,418.75 AUD</b>	<b>1,225,964.04 AUD</b>
Consumer Loan	New	48	1,331,178.59 AUD	992,389.97 AUD	94,199.25 AUD	898,190.72 AUD
	Used	37	656,179.37 AUD	537,022.63 AUD	51,502.72 AUD	485,519.91 AUD
<b>Total Consumer Loan</b>		<b>85</b>	<b>1,987,357.96 AUD</b>	<b>1,529,412.60 AUD</b>	<b>145,701.97 AUD</b>	<b>1,383,710.63 AUD</b>
<b>Total</b>		<b>149</b>	<b>4,365,116.83 AUD</b>	<b>2,885,991.15 AUD</b>	<b>246,120.72 AUD</b>	<b>2,639,870.43 AUD</b>

## Prepayments

Period Number	Reporting Period	Unscheduled Payments	Opening Outstanding Discounted Receivables Balance	Periodic CPR	Annualised CPR
0	Poolcut	- AUD	- AUD		
1	04/2018	3,558,403.07 AUD	750,018,992.72 AUD	0.47%	5.62%
2	05/2018	4,859,184.01 AUD	732,170,902.66 AUD	0.66%	7.54%
3	06/2018	4,377,953.90 AUD	712,368,001.94 AUD	0.61%	7.23%
4	07/2018	5,181,593.87 AUD	692,912,561.56 AUD	0.75%	8.46%
5	08/2018	5,586,426.70 AUD	672,924,109.89 AUD	0.83%	9.35%
6	09/2018	4,745,390.01 AUD	652,398,492.35 AUD	0.73%	8.50%
7	10/2018	5,012,422.18 AUD	633,449,564.08 AUD	0.79%	8.93%
8	11/2018	5,247,670.25 AUD	614,070,774.00 AUD	0.85%	9.92%
9	12/2018	3,617,267.08 AUD	594,387,829.66 AUD	0.61%	6.94%
10	01/2019	3,827,745.28 AUD	576,604,330.61 AUD	0.66%	7.54%
11	02/2019	4,425,476.53 AUD	558,393,157.01 AUD	0.79%	9.85%
12	03/2019	4,830,470.20 AUD	539,779,736.38 AUD	0.89%	10.04%
13	04/2019	4,099,008.14 AUD	520,280,851.53 AUD	0.79%	9.17%
14	05/2019	4,656,017.53 AUD	502,110,680.48 AUD	0.93%	10.39%
15	06/2019	3,808,795.86 AUD	483,051,893.05 AUD	0.79%	9.18%
16	07/2019	5,088,374.51 AUD	465,347,729.66 AUD	1.09%	12.14%
17	08/2019	4,790,292.46 AUD	446,401,908.61 AUD	1.07%	11.93%
18	09/2019	4,339,218.98 AUD	428,372,650.41 AUD	1.01%	11.65%

The annualised Constant Prepayment Rate (CPR) of the underlying receivables is based upon the most recent periodic CPR. Periodic CPR is equal to the total unscheduled principal received in the most recent period divided by the start of period principal balance. This is then annualised as follows:

$$1 - ((1 - \text{Periodic CPR})^{\text{number of periods in a year}})$$

**Pool Data I**

**Down Payments**

Total Portfolio						Product Type					
Down Payment	Number of Contracts	Percentage of Contracts	Outstanding Discounted Receivables Balance	Percentage of Balance	Down Payment/ Purchase Price in %	Hire Purchase		Chattel Mortgage		Consumer Loan	
						Number of Contracts	Outstanding Discounted Receivables Balance	Number of Contracts	Outstanding Discounted Receivables Balance	Number of Contracts	Outstanding Discounted Receivables Balance
No Down Payment	5,806	28.39%	125,900,512.79 AUD	30.62%	0.00%	7	93,630.04 AUD	1,953	54,443,670.94 AUD	3,846	71,363,211.81 AUD
0.01 - 10,000.00	11,264	55.08%	210,026,776.74 AUD	51.08%	10.05%	3	82,361.01 AUD	3,068	73,663,261.47 AUD	8,193	136,281,154.26 AUD
10,000.01 - 20,000.00	2,263	11.07%	44,918,851.03 AUD	10.93%	29.88%	-	- AUD	797	21,479,314.66 AUD	1,466	23,439,536.37 AUD
20,000.01 - 30,000.00	690	3.37%	15,063,282.08 AUD	3.66%	40.20%	2	165,023.72 AUD	241	6,384,157.94 AUD	447	8,514,100.42 AUD
30,000.01 - 40,000.00	240	1.17%	5,965,907.31 AUD	1.45%	47.31%	-	- AUD	111	3,570,025.18 AUD	129	2,395,882.13 AUD
40,000.01 - 50,000.00	107	0.52%	3,534,580.44 AUD	0.86%	48.04%	-	- AUD	57	2,573,924.06 AUD	50	960,656.38 AUD
50,000.01 - 60,000.00	26	0.13%	987,765.99 AUD	0.24%	49.67%	-	- AUD	16	771,053.20 AUD	10	216,712.79 AUD
60,000.01 - 70,000.00	17	0.08%	904,798.04 AUD	0.22%	50.17%	-	- AUD	7	710,019.35 AUD	10	194,778.69 AUD
70,000.01 - 80,000.00	7	0.03%	888,210.46 AUD	0.22%	33.21%	-	- AUD	5	808,644.22 AUD	2	79,566.24 AUD
80,000.01 - 90,000.00	6	0.03%	298,578.99 AUD	0.07%	59.37%	-	- AUD	1	40,468.51 AUD	5	258,110.48 AUD
90,000.01 - 100,000.00	5	0.02%	508,778.84 AUD	0.12%	47.37%	-	- AUD	4	488,140.90 AUD	1	20,637.94 AUD
100,000.01 - 110,000.00	2	0.01%	99,107.40 AUD	0.02%	59.18%	-	- AUD	1	50,562.21 AUD	1	48,545.19 AUD
110,000.01 - 120,000.00	4	0.02%	390,127.71 AUD	0.09%	59.41%	-	- AUD	3	363,162.03 AUD	1	26,965.68 AUD
120,000.01 - 130,000.00	2	0.01%	140,338.64 AUD	0.03%	66.20%	-	- AUD	1	91,736.38 AUD	1	48,602.26 AUD
130,000.01 - 140,000.00	-	0.00%	- AUD	0.00%	0.00%	-	- AUD	-	- AUD	-	- AUD
140,000.01 - 150,000.00	2	0.01%	362,553.23 AUD	0.09%	41.36%	-	- AUD	2	362,553.23 AUD	-	- AUD
> 150,000.00	8	0.04%	1,159,762.19 AUD	0.28%	70.57%	-	- AUD	5	953,945.14 AUD	3	205,817.05 AUD
<b>Total</b>	<b>20,449</b>	<b>100.00%</b>	<b>411,149,931.88 AUD</b>	<b>100.00%</b>	<b>13.63%</b>	<b>12</b>	<b>341,014.77 AUD</b>	<b>6,272</b>	<b>166,754,639.42 AUD</b>	<b>14,165</b>	<b>244,054,277.69 AUD</b>

Statistics Down Payments	
Minimum Down Payment	- AUD
Maximum Down Payment	575,000.00 AUD
Weighted Average Down Payment (Customers that made a Down Payment)	10,434.83 AUD
Weighted Average Down Payment	7,239.52 AUD

**Type of Payment**

Total Portfolio				
Type of Payment	Number of Contracts	Percentage of Contracts	Outstanding Discounted Receivables Balance	Percentage of Balance
Direct Debit	19,702	96.35%	396,011,068.11 AUD	96.32%
Other	747	3.65%	15,138,863.77 AUD	3.68%
<b>Total</b>	<b>20,449</b>	<b>100.00%</b>	<b>411,149,931.88 AUD</b>	<b>100.00%</b>

Product Type						
Type of Payment	Hire Purchase		Chattel Mortgage		Consumer Loan	
	Number of Contracts	Outstanding Discounted Receivables Balance	Number of Contracts	Outstanding Discounted Receivables Balance	Number of Contracts	Outstanding Discounted Receivables Balance
Direct Debit	12	341,015	6,010	159,911,672	13,680	235,758,382
Other	0	0	262	6,842,968	485	8,295,896
<b>Total</b>	<b>12</b>	<b>341,014.77 AUD</b>	<b>6,272</b>	<b>166,754,639.42 AUD</b>	<b>14,165</b>	<b>244,054,277.69 AUD</b>

**Pool Data I**

**Down Payments**

Total Portfolio						Balloon				Vehicle Status			
Down Payment	Number of Contracts	Percentage of Contracts	Outstanding Discounted Receivables Balance	Percentage of Balance	Down Payment/ Purchase Price in %	Balloon		No Balloon		New		Used	
						Number of Contracts	Outstanding Discounted Receivables Balance	Number of Contracts	Outstanding Discounted Receivables Balance	Number of Contracts	Outstanding Discounted Receivables Balance	Number of Contracts	Outstanding Discounted Receivables Balance
No Down Payment	5,806	28.39%	125,900,512.79 AUD	30.62%	0.00%	1,755	56,781,976.34 AUD	4,051	69,118,536.45 AUD	4,328	101,973,594.16 AUD	1,478	23,926,918.63 AUD
0.01 - 10,000.00	11,264	55.08%	210,026,776.74 AUD	51.08%	10.05%	2,728	79,540,434.62 AUD	8,536	130,486,342.12 AUD	8,512	169,830,428.36 AUD	2,752	40,196,348.38 AUD
10,000.01 - 20,000.00	2,263	11.07%	44,918,851.03 AUD	10.93%	29.88%	601	21,063,179.88 AUD	1,662	23,855,671.15 AUD	1,932	39,712,893.91 AUD	331	5,205,957.12 AUD
20,000.01 - 30,000.00	690	3.37%	15,063,282.08 AUD	3.66%	40.20%	176	7,366,911.90 AUD	514	7,696,370.18 AUD	611	13,808,117.61 AUD	79	1,255,164.47 AUD
30,000.01 - 40,000.00	240	1.17%	5,965,907.31 AUD	1.45%	47.31%	67	3,011,201.16 AUD	173	2,954,706.15 AUD	222	5,465,188.18 AUD	18	500,719.13 AUD
40,000.01 - 50,000.00	107	0.52%	3,534,580.44 AUD	0.86%	48.04%	29	2,197,662.82 AUD	78	1,336,917.62 AUD	101	3,196,338.88 AUD	6	338,241.56 AUD
50,000.01 - 60,000.00	26	0.13%	987,765.99 AUD	0.24%	49.67%	10	668,729.68 AUD	16	319,036.31 AUD	25	905,841.84 AUD	1	81,924.15 AUD
60,000.01 - 70,000.00	17	0.08%	904,798.04 AUD	0.22%	50.17%	6	656,250.89 AUD	11	248,547.15 AUD	17	904,798.04 AUD	-	- AUD
70,000.01 - 80,000.00	7	0.03%	888,210.46 AUD	0.22%	33.21%	5	850,290.39 AUD	2	37,920.07 AUD	7	888,210.46 AUD	-	- AUD
80,000.01 - 90,000.00	6	0.03%	298,578.99 AUD	0.07%	59.37%	2	154,231.38 AUD	4	144,347.61 AUD	6	298,578.99 AUD	-	- AUD
90,000.01 - 100,000.00	5	0.02%	508,778.84 AUD	0.12%	47.37%	3	476,016.46 AUD	2	32,762.38 AUD	4	386,459.99 AUD	1	122,318.85 AUD
100,000.01 - 110,000.00	2	0.01%	99,107.40 AUD	0.02%	59.18%	1	48,545.19 AUD	1	50,562.21 AUD	2	99,107.40 AUD	-	- AUD
110,000.01 - 120,000.00	4	0.02%	390,127.71 AUD	0.09%	59.41%	3	363,162.03 AUD	1	26,965.68 AUD	4	390,127.71 AUD	-	- AUD
120,000.01 - 130,000.00	2	0.01%	140,338.64 AUD	0.03%	66.20%	1	91,736.38 AUD	1	48,602.26 AUD	2	140,338.64 AUD	-	- AUD
130,000.01 - 140,000.00	-	0.00%	- AUD	0.00%	0.00%	-	- AUD	-	- AUD	-	- AUD	-	- AUD
140,000.01 - 150,000.00	2	0.01%	362,553.23 AUD	0.09%	41.36%	2	362,553.23 AUD	-	- AUD	1	281,311.12 AUD	1	81,242.11 AUD
> 150,000.00	8	0.04%	1,159,762.19 AUD	0.28%	70.57%	6	1,109,927.67 AUD	2	49,834.52 AUD	8	1,159,762.19 AUD	-	- AUD
<b>Total</b>	<b>20,449</b>	<b>100.00%</b>	<b>411,149,931.88 AUD</b>	<b>100.00%</b>	<b>13.63%</b>	<b>5,395</b>	<b>174,742,810.02 AUD</b>	<b>15,054</b>	<b>236,407,121.86 AUD</b>	<b>15,782</b>	<b>339,441,097.48 AUD</b>	<b>4,667</b>	<b>71,708,834.40 AUD</b>

Statistics Down Payments	
Minimum Down Payment	- AUD
Maximum Down Payment	575,000.00 AUD
Weighted Average Down Payment (Customers that made a Down Payment)	10,434.83 AUD
Weighted Average Down Payment	7,239.52 AUD

**Type of Payment**

Total Portfolio				
Type of Payment	Number of Contracts	Percentage of Contracts	Outstanding Discounted Receivables Balance	Percentage of Balance
Direct Debit	19,702	96.35%	396,011,068.11 AUD	96.32%
Other	747	3.65%	15,138,863.77 AUD	3.68%
<b>Total</b>	<b>20,449</b>	<b>100.00%</b>	<b>411,149,931.88 AUD</b>	<b>100.00%</b>

Balloon				Vehicle Status			
Balloon		No Balloon		New		Used	
Number of Contracts	Outstanding Discounted Receivables Balance	Number of Contracts	Outstanding Discounted Receivables Balance	Number of Contracts	Outstanding Discounted Receivables Balance	Number of Contracts	Outstanding Discounted Receivables Balance
5,187	167,818,911	14,515	228,192,157	15,269	327,857,889	4,433	68,153,179
208	6,923,899	539	8,214,965	513	11,583,208	234	3,555,656
<b>5,395</b>	<b>174,742,810.02 AUD</b>	<b>15,054</b>	<b>236,407,121.86 AUD</b>	<b>15,782</b>	<b>339,441,097.48 AUD</b>	<b>4,667</b>	<b>71,708,834.40 AUD</b>

## Pool Data II

### Distribution of Contracts and Vehicles per Borrower

Number of Contracts Per Borrower	Number of Customers	Percentage of Customers	Number of Contracts	Percentage of Contracts	Outstanding Discounted Receivables Balance	Percentage of Balance
1	23,683	99.05%	20,063	97.90%	474,790,492.08 AUD	97.64%
2	204	0.85%	345	1.68%	9,262,499.41 AUD	1.90%
3	13	0.05%	33	0.16%	861,115.40 AUD	0.18%
4	4	0.02%	16	0.08%	180,518.16 AUD	0.04%
5	2	0.01%	5	0.02%	469,323.02 AUD	0.10%
6 - 10	4	0.02%	31	0.15%	689,229.70 AUD	0.14%
> 10	-	0.00%	-	0.00%	- AUD	0.00%
<b>Total</b>	<b>23,910</b>	<b>100.00%</b>	<b>20,493</b>	<b>100.00%</b>	<b>486,253,177.77 AUD</b>	<b>100.00%</b>

### Top 20 Borrower

Ranking	Outstanding Discounted Receivables Balance	Percentage of Overall Balance	Number of Contracts
1	424,436.20 AUD	0.10323 %	1
2	381,866.59 AUD	0.09288 %	1
3	381,866.59 AUD	0.09288 %	1
4	319,584.56 AUD	0.07773 %	1
5	319,263.93 AUD	0.07765 %	1
6	310,610.34 AUD	0.07555 %	1
7	307,954.09 AUD	0.07490 %	1
8	307,011.97 AUD	0.07467 %	1
9	283,752.40 AUD	0.06901 %	1
10	283,752.40 AUD	0.06901 %	1
11	281,311.12 AUD	0.06842 %	1
12	273,019.84 AUD	0.06640 %	1
13	269,521.07 AUD	0.06555 %	1
14	254,891.27 AUD	0.06199 %	1
15	253,960.80 AUD	0.06177 %	2
16	234,661.51 AUD	0.05707 %	5
17	234,661.51 AUD	0.05707 %	5
18	232,580.60 AUD	0.05657 %	1
19	227,307.30 AUD	0.05529 %	1
20	227,307.30 AUD	0.05529 %	1
	<b>5,809,321.39 AUD</b>	<b>1.41294 %</b>	<b>29</b>

**Pool Data III**

**Distribution by Outstanding Discounted Receivables Balance**

Total Portfolio					Product Type					
Distribution by Outstanding Discounted Receivables Balance	Number of Contracts	Percentage of Contracts	Outstanding Discounted Receivables Balance	Percentage of Balance	Hire Purchase		Chattel Mortgage		Consumer Loan	
					Number of Contracts	Outstanding Discounted Receivables Balance	Number of Contracts	Outstanding Discounted Receivables Balance	Number of Contracts	Outstanding Discounted Receivables Balance
0.00 - 10,000.00	5,311	25.97%	32,660,670.09 AUD	7.94%	4	15,481.11 AUD	889	5,684,072.13 AUD	4,418	26,961,116.85 AUD
10,000.01 - 20,000.00	7,078	34.61%	104,068,965.74 AUD	25.31%	2	27,980.18 AUD	1,799	27,165,615.17 AUD	5,277	76,875,370.39 AUD
20,000.01 - 30,000.00	4,302	21.04%	105,552,902.17 AUD	25.67%	2	50,026.42 AUD	1,625	40,132,956.59 AUD	2,675	65,369,919.16 AUD
30,000.01 - 40,000.00	2,107	10.30%	72,087,947.33 AUD	17.53%	3	105,587.55 AUD	974	33,391,968.32 AUD	1,130	38,590,391.46 AUD
40,000.01 - 50,000.00	842	4.12%	37,161,713.04 AUD	9.04%	-	- AUD	455	20,153,231.01 AUD	387	17,008,482.03 AUD
50,000.01 - 60,000.00	361	1.77%	19,519,164.42 AUD	4.75%	-	- AUD	219	11,796,586.22 AUD	142	7,722,578.20 AUD
60,000.01 - 70,000.00	170	0.83%	10,987,597.68 AUD	2.67%	-	- AUD	114	7,368,941.74 AUD	56	3,618,655.94 AUD
70,000.01 - 80,000.00	109	0.53%	8,130,269.37 AUD	1.98%	-	- AUD	76	5,658,621.48 AUD	33	2,471,647.89 AUD
80,000.01 - 90,000.00	60	0.29%	5,045,574.86 AUD	1.23%	-	- AUD	43	3,632,783.61 AUD	17	1,412,791.25 AUD
90,000.01 - 100,000.00	28	0.14%	2,647,876.43 AUD	0.64%	-	- AUD	19	1,805,948.19 AUD	9	841,928.24 AUD
100,000.01 - 110,000.00	22	0.11%	2,299,187.05 AUD	0.56%	-	- AUD	15	1,561,461.73 AUD	7	737,725.32 AUD
110,000.01 - 120,000.00	11	0.05%	1,247,187.86 AUD	0.30%	-	- AUD	8	909,360.20 AUD	3	337,827.66 AUD
120,000.01 - 130,000.00	9	0.04%	1,116,999.28 AUD	0.27%	-	- AUD	7	873,428.64 AUD	2	243,570.64 AUD
130,000.01 - 140,000.00	2	0.01%	271,614.00 AUD	0.07%	-	- AUD	1	139,356.75 AUD	1	132,257.25 AUD
140,000.01 - 150,000.00	6	0.03%	858,037.48 AUD	0.21%	1	141,939.51 AUD	4	574,024.01 AUD	1	142,073.96 AUD
> 150,000.00	31	0.15%	7,494,225.08 AUD	1.82%	-	- AUD	24	5,906,283.63 AUD	7	1,587,941.45 AUD
<b>Total</b>	<b>20,449</b>	<b>100.00%</b>	<b>411,149,931.88 AUD</b>	<b>100.00%</b>	<b>12</b>	<b>341,014.77 AUD</b>	<b>6,272</b>	<b>166,754,639.42 AUD</b>	<b>14,165</b>	<b>244,054,277.69 AUD</b>

Statistics Outstanding Discounted Receivables Balance	
Minimum Outstanding Discounted Receivables Balance	- AUD
Maximum Outstanding Discounted Receivables Balance	424,436.20 AUD
Average Outstanding Discounted Receivables Balance	20,106.11 AUD

**Distribution by Original Balance**

Total Portfolio					Product Type					
Distribution by Original Balance	Number of Contracts	Percentage of Contracts	Outstanding Discounted Receivables Balance	Percentage of Balance	Hire Purchase		Chattel Mortgage		Consumer Loan	
					Number of Contracts	Outstanding Discounted Receivables Balance	Number of Contracts	Outstanding Discounted Receivables Balance	Number of Contracts	Outstanding Discounted Receivables Balance
0.00 - 10,000.00	121	0.59%	404,808.87 AUD	0.10%	-	- AUD	15	48,170.59 AUD	106	356,638.28 AUD
10,000.01 - 20,000.00	2,917	14.26%	21,038,508.18 AUD	5.12%	2	7,213.57 AUD	521	3,962,206.85 AUD	2,394	17,069,087.76 AUD
20,000.01 - 30,000.00	5,663	27.69%	66,175,766.07 AUD	16.10%	4	49,055.28 AUD	1,097	13,988,504.68 AUD	4,562	52,138,206.11 AUD
30,000.01 - 40,000.00	4,508	22.05%	80,145,812.54 AUD	19.49%	1	10,276.65 AUD	1,317	24,702,799.50 AUD	3,190	55,432,736.39 AUD
40,000.01 - 50,000.00	3,126	15.29%	75,084,686.57 AUD	18.26%	1	26,942.21 AUD	1,241	30,577,481.45 AUD	1,884	44,480,262.91 AUD
50,000.01 - 60,000.00	1,924	9.41%	58,186,493.08 AUD	14.15%	2	68,994.50 AUD	846	26,386,777.70 AUD	1,076	31,730,720.88 AUD
60,000.01 - 70,000.00	967	4.73%	35,677,085.38 AUD	8.68%	1	36,593.05 AUD	485	18,538,791.31 AUD	481	17,101,701.02 AUD
70,000.01 - 80,000.00	472	2.31%	20,578,567.99 AUD	5.01%	-	- AUD	250	11,350,899.22 AUD	222	9,227,668.77 AUD
80,000.01 - 90,000.00	239	1.17%	12,005,916.17 AUD	2.92%	-	- AUD	151	7,796,602.46 AUD	88	4,209,313.71 AUD
90,000.01 - 100,000.00	155	0.76%	8,942,804.66 AUD	2.18%	-	- AUD	105	6,166,106.79 AUD	50	2,776,697.87 AUD
100,000.01 - 110,000.00	125	0.61%	8,150,493.90 AUD	1.98%	-	- AUD	84	5,575,647.77 AUD	41	2,574,846.13 AUD
110,000.01 - 120,000.00	56	0.27%	3,994,858.62 AUD	0.97%	-	- AUD	39	2,770,967.54 AUD	17	1,223,891.08 AUD
120,000.01 - 130,000.00	44	0.22%	3,323,611.54 AUD	0.81%	-	- AUD	26	1,970,826.61 AUD	18	1,352,784.93 AUD
130,000.01 - 140,000.00	23	0.11%	1,913,523.54 AUD	0.47%	-	- AUD	14	1,163,197.10 AUD	9	750,326.44 AUD
140,000.01 - 150,000.00	22	0.11%	2,005,385.97 AUD	0.49%	-	- AUD	14	1,286,975.64 AUD	8	718,410.33 AUD
> 150,000.00	87	0.43%	13,521,608.80 AUD	3.29%	1	141,939.51 AUD	67	10,468,684.21 AUD	19	2,910,985.08 AUD
<b>Total</b>	<b>20,449</b>	<b>100.00%</b>	<b>411,149,931.88 AUD</b>	<b>100.00%</b>	<b>12</b>	<b>341,014.77 AUD</b>	<b>6,272</b>	<b>166,754,639.42 AUD</b>	<b>14,165</b>	<b>244,054,277.69 AUD</b>

Statistics	
Minimum Original Balance	5,148.00 AUD
Maximum Original Balance	650,398.00 AUD
Weighted Average Original Receivables Balance (by ODRB)	56,250.91 AUD

**Pool Data III**

**Distribution by Outstanding Discounted Receivables Balance**

Total Portfolio					Balloon				Vehicle Status			
Distribution by Outstanding Discounted Receivables Balance	Number of Contracts	Percentage of Contracts	Outstanding Discounted Receivables Balance	Percentage of Balance	Balloon		No Balloon		New		Used	
					Number of Contracts	Outstanding Discounted Receivables Balance	Number of Contracts	Outstanding Discounted Receivables Balance	Number of Contracts	Outstanding Discounted Receivables Balance	Number of Contracts	Outstanding Discounted Receivables Balance
0.00 - 10,000.00	5,311	25.97%	32,660,670.09 AUD	7.94%	286	2,195,340.90 AUD	5,025	30,465,329.19 AUD	3,676	22,677,409.02 AUD	1,635	9,983,261.07 AUD
10,000.01 - 20,000.00	7,078	34.61%	104,068,965.74 AUD	25.31%	1,152	17,767,276.84 AUD	5,926	86,301,688.90 AUD	5,183	76,804,143.15 AUD	1,895	27,264,822.59 AUD
20,000.01 - 30,000.00	4,302	21.04%	105,552,902.17 AUD	25.67%	1,609	40,108,796.59 AUD	2,693	65,444,105.58 AUD	3,546	87,260,356.84 AUD	756	18,292,545.33 AUD
30,000.01 - 40,000.00	2,107	10.30%	72,087,947.33 AUD	17.53%	1,105	38,070,123.87 AUD	1,002	34,017,823.46 AUD	1,857	63,613,013.60 AUD	250	8,474,933.73 AUD
40,000.01 - 50,000.00	842	4.12%	37,161,713.04 AUD	9.04%	571	25,229,296.19 AUD	271	11,932,416.85 AUD	767	33,818,510.31 AUD	75	3,343,202.73 AUD
50,000.01 - 60,000.00	361	1.77%	19,519,164.42 AUD	4.75%	270	14,614,920.60 AUD	91	4,904,243.82 AUD	331	17,883,818.22 AUD	30	1,635,346.20 AUD
60,000.01 - 70,000.00	170	0.83%	10,987,597.68 AUD	2.67%	141	9,135,790.12 AUD	29	1,851,807.56 AUD	163	10,549,348.16 AUD	7	438,249.52 AUD
70,000.01 - 80,000.00	109	0.53%	8,130,269.37 AUD	1.98%	101	7,545,830.89 AUD	8	584,438.48 AUD	103	7,690,714.47 AUD	6	439,554.90 AUD
80,000.01 - 90,000.00	60	0.29%	5,045,574.86 AUD	1.23%	56	4,717,443.24 AUD	4	328,131.62 AUD	53	4,456,402.16 AUD	7	589,172.70 AUD
90,000.01 - 100,000.00	28	0.14%	2,647,876.43 AUD	0.64%	26	2,459,298.75 AUD	2	188,577.68 AUD	28	2,647,876.43 AUD	-	- AUD
100,000.01 - 110,000.00	22	0.11%	2,299,187.05 AUD	0.56%	21	2,198,462.89 AUD	1	100,724.16 AUD	21	2,192,506.27 AUD	1	106,680.78 AUD
110,000.01 - 120,000.00	11	0.05%	1,247,187.86 AUD	0.30%	10	1,137,169.63 AUD	1	110,018.23 AUD	11	1,247,187.86 AUD	-	- AUD
120,000.01 - 130,000.00	9	0.04%	1,116,999.28 AUD	0.27%	9	1,116,999.28 AUD	-	- AUD	8	994,680.43 AUD	1	122,318.85 AUD
130,000.01 - 140,000.00	2	0.01%	271,614.00 AUD	0.07%	2	271,614.00 AUD	-	- AUD	2	271,614.00 AUD	-	- AUD
140,000.01 - 150,000.00	6	0.03%	858,037.48 AUD	0.21%	6	858,037.48 AUD	-	- AUD	6	858,037.48 AUD	-	- AUD
> 150,000.00	31	0.15%	7,494,225.08 AUD	1.82%	30	7,316,408.75 AUD	1	177,816.33 AUD	27	6,475,479.08 AUD	4	1,018,746.00 AUD
<b>Total</b>	<b>20,449</b>	<b>100.00%</b>	<b>411,149,931.88 AUD</b>	<b>100.00%</b>	<b>5,395</b>	<b>174,742,810.02 AUD</b>	<b>15,054</b>	<b>236,407,121.86 AUD</b>	<b>15,782</b>	<b>339,441,097.48 AUD</b>	<b>4,667</b>	<b>71,708,834.40 AUD</b>

Statistics Outstanding Discounted Receivables Balance	
Minimum Outstanding Discounted Receivables Balance	- AUD
Maximum Outstanding Discounted Receivables Balance	424,436.20 AUD
Average Outstanding Discounted Receivables Balance	20,106.11 AUD

**Distribution by Original Balance**

Total Portfolio					Balloon				Vehicle Status			
Distribution by Original Balance	Number of Contracts	Percentage of Contracts	Outstanding Discounted Receivables Balance	Percentage of Balance	Balloon		No Balloon		New		Used	
					Number of Contracts	Outstanding Discounted Receivables Balance	Number of Contracts	Outstanding Discounted Receivables Balance	Number of Contracts	Outstanding Discounted Receivables Balance	Number of Contracts	Outstanding Discounted Receivables Balance
0.00 - 10,000.00	121	0.59%	404,808.87 AUD	0.10%	-	- AUD	121	404,808.87 AUD	22	76,074.18 AUD	99	328,734.69 AUD
10,000.01 - 20,000.00	2,917	14.26%	21,038,508.18 AUD	5.12%	137	1,377,424.39 AUD	2,780	19,661,083.79 AUD	1,446	9,859,592.79 AUD	1,471	11,178,915.39 AUD
20,000.01 - 30,000.00	5,663	27.69%	66,175,766.07 AUD	16.10%	747	10,435,191.54 AUD	4,916	55,740,574.53 AUD	4,173	46,607,486.40 AUD	1,490	19,568,279.67 AUD
30,000.01 - 40,000.00	4,508	22.05%	80,145,812.54 AUD	19.49%	1,127	23,308,661.95 AUD	3,381	56,837,150.59 AUD	3,614	62,970,152.37 AUD	894	17,175,660.17 AUD
40,000.01 - 50,000.00	3,126	15.29%	75,084,686.57 AUD	18.26%	1,145	30,950,829.92 AUD	1,981	44,133,856.65 AUD	2,736	64,910,011.49 AUD	390	10,174,675.08 AUD
50,000.01 - 60,000.00	1,924	9.41%	58,186,493.08 AUD	14.15%	846	28,435,698.68 AUD	1,078	29,750,794.40 AUD	1,763	53,341,479.41 AUD	161	4,845,013.67 AUD
60,000.01 - 70,000.00	967	4.73%	35,677,085.38 AUD	8.68%	523	20,998,394.75 AUD	444	14,678,690.63 AUD	902	33,209,984.25 AUD	65	2,467,101.13 AUD
70,000.01 - 80,000.00	472	2.31%	20,578,567.99 AUD	5.01%	297	13,935,196.45 AUD	175	6,643,371.54 AUD	423	18,455,235.38 AUD	49	2,123,332.61 AUD
80,000.01 - 90,000.00	239	1.17%	12,005,916.17 AUD	2.92%	163	8,989,230.58 AUD	76	3,016,685.59 AUD	221	11,055,176.28 AUD	18	950,739.89 AUD
90,000.01 - 100,000.00	155	0.76%	8,942,804.66 AUD	2.18%	117	7,164,055.46 AUD	38	1,778,749.20 AUD	147	8,488,161.57 AUD	8	454,643.09 AUD
100,000.01 - 110,000.00	125	0.61%	8,150,493.90 AUD	1.98%	88	6,206,578.01 AUD	37	1,943,915.89 AUD	119	7,726,373.47 AUD	6	424,120.43 AUD
110,000.01 - 120,000.00	56	0.27%	3,994,858.62 AUD	0.97%	46	3,436,751.54 AUD	10	558,107.08 AUD	53	3,781,065.27 AUD	3	213,793.35 AUD
120,000.01 - 130,000.00	44	0.22%	3,323,611.54 AUD	0.81%	41	3,187,746.45 AUD	3	135,865.09 AUD	41	3,093,486.72 AUD	3	230,124.82 AUD
130,000.01 - 140,000.00	23	0.11%	1,913,523.54 AUD	0.47%	18	1,575,161.56 AUD	5	338,361.98 AUD	21	1,754,134.83 AUD	2	159,388.71 AUD
140,000.01 - 150,000.00	22	0.11%	2,005,385.97 AUD	0.49%	21	1,960,050.48 AUD	1	45,335.49 AUD	21	1,922,828.83 AUD	1	82,557.14 AUD
> 150,000.00	87	0.43%	13,521,608.80 AUD	3.29%	79	12,781,838.26 AUD	8	739,770.54 AUD	80	12,189,854.24 AUD	7	1,331,754.56 AUD
<b>Total</b>	<b>20,449</b>	<b>100.00%</b>	<b>411,149,931.88 AUD</b>	<b>100.00%</b>	<b>5,395</b>	<b>174,742,810.02 AUD</b>	<b>15,054</b>	<b>236,407,121.86 AUD</b>	<b>15,782</b>	<b>339,441,097.48 AUD</b>	<b>4,667</b>	<b>71,708,834.40 AUD</b>

Statistics	
Minimum Original Balance	5,148.00 AUD
Maximum Original Balance	650,398.00 AUD
Weighted Average Original Receivables Balance (by ODRB)	56,250.91 AUD

Pool Data IV

Interest Rate paid by the Receivable Debtor

Total Portfolio					Product Type					
Interest Rate paid by the Receivable Debtor	Number of Contracts	Percentage of Contracts	Outstanding Discounted Receivables Balance	Percentage of Balance	Hire Purchase		Chattel Mortgage		Consumer Loan	
					Number of Contracts	Outstanding Discounted Receivables Balance	Number of Contracts	Outstanding Discounted Receivables Balance	Number of Contracts	Outstanding Discounted Receivables Balance
0.00%	4	0.02%	114,707.66 AUD	0.03%	-	- AUD	1	7,237.06 AUD	3	107,470.60 AUD
0.01% - 1.00%	837	4.09%	6,223,785.89 AUD	1.51%	-	- AUD	66	552,010.97 AUD	771	5,671,774.92 AUD
1.01% - 2.00%	873	4.27%	11,421,720.81 AUD	2.78%	-	- AUD	179	2,600,490.82 AUD	694	8,821,229.99 AUD
2.01% - 3.00%	633	3.10%	4,624,077.08 AUD	1.12%	-	- AUD	40	433,883.68 AUD	593	4,190,193.40 AUD
3.01% - 4.00%	807	3.95%	13,060,672.75 AUD	3.18%	-	- AUD	85	1,724,682.88 AUD	722	11,335,989.87 AUD
4.01% - 5.00%	2,905	14.21%	72,659,378.11 AUD	17.67%	2	48,982.76 AUD	1,206	38,696,734.19 AUD	1,697	33,913,661.16 AUD
5.01% - 6.00%	2,961	14.48%	71,600,865.03 AUD	17.41%	1	36,593.05 AUD	1,353	40,727,992.47 AUD	1,607	30,836,279.51 AUD
6.01% - 7.00%	3,526	17.24%	75,303,045.80 AUD	18.32%	3	10,965.22 AUD	1,261	33,011,316.76 AUD	2,262	42,280,763.82 AUD
7.01% - 8.00%	2,765	13.52%	56,925,453.37 AUD	13.85%	3	206,596.99 AUD	790	20,033,761.33 AUD	1,972	36,685,095.05 AUD
8.01% - 9.00%	1,922	9.40%	37,218,400.70 AUD	9.05%	2	14,792.54 AUD	479	11,746,812.61 AUD	1,441	25,456,795.55 AUD
9.01% - 10.00%	1,227	6.00%	24,144,496.45 AUD	5.87%	-	- AUD	306	6,778,420.11 AUD	921	17,366,076.34 AUD
10.01% - 11.00%	684	3.34%	12,715,623.09 AUD	3.09%	-	- AUD	176	3,806,292.62 AUD	508	8,909,330.47 AUD
11.01% - 12.00%	437	2.14%	8,299,068.91 AUD	2.02%	1	23,084.21 AUD	102	2,288,260.47 AUD	334	5,987,724.23 AUD
12.01% - 13.00%	306	1.50%	5,951,777.79 AUD	1.45%	-	- AUD	68	1,428,043.06 AUD	238	4,523,734.73 AUD
13.01% - 14.00%	338	1.65%	6,342,990.90 AUD	1.54%	-	- AUD	96	1,732,069.87 AUD	242	4,610,921.03 AUD
14.01% - 15.00%	198	0.97%	3,948,534.45 AUD	0.96%	-	- AUD	57	1,075,382.95 AUD	141	2,873,151.50 AUD
15.01% - 16.00%	26	0.13%	595,333.09 AUD	0.14%	-	- AUD	7	111,247.57 AUD	19	484,085.52 AUD
> 16.00%	-	0.00%	- AUD	0.00%	-	- AUD	-	- AUD	-	- AUD
<b>Total</b>	<b>20,449</b>	<b>100.00%</b>	<b>411,149,931.88 AUD</b>	<b>100.00%</b>	<b>12</b>	<b>341,014.77 AUD</b>	<b>6,272</b>	<b>166,754,639.42 AUD</b>	<b>14,165</b>	<b>244,054,277.69 AUD</b>

Statistics Interest Rate	
Minimum Interest Rate Debtor	0.00%
Maximum Interest Rate Debtor	15.80%
Weighted Average Interest Rate Debtor	6.82%



Pool Data IV

Interest Rate paid by the Receivable Debtor

Total Portfolio					Balloon				Vehicle Status			
Interest Rate paid by the Receivable Debtor	Number of Contracts	Percentage of Contracts	Outstanding Discounted Receivables Balance	Percentage of Balance	Balloon		No Balloon		New		Used	
					Number of Contracts	Outstanding Discounted Receivables Balance	Number of Contracts	Outstanding Discounted Receivables Balance	Number of Contracts	Outstanding Discounted Receivables Balance	Number of Contracts	Outstanding Discounted Receivables Balance
0.00%	4	0.02%	114,707.66 AUD	0.03%	2	106,376.87 AUD	2	8,330.79 AUD	4	114,707.66 AUD	-	- AUD
0.01% - 1.00%	837	4.09%	6,223,785.89 AUD	1.51%	139	1,531,809.78 AUD	698	4,691,976.11 AUD	837	6,223,785.89 AUD	-	- AUD
1.01% - 2.00%	873	4.27%	11,421,720.81 AUD	2.78%	169	3,198,846.59 AUD	704	8,222,874.22 AUD	863	11,268,788.33 AUD	10	152,932.48 AUD
2.01% - 3.00%	633	3.10%	4,624,077.08 AUD	1.12%	204	2,483,416.81 AUD	429	2,140,660.27 AUD	632	4,620,673.78 AUD	1	3,403.30 AUD
3.01% - 4.00%	807	3.95%	13,060,672.75 AUD	3.18%	262	7,004,200.04 AUD	545	6,056,472.71 AUD	805	13,025,138.75 AUD	2	35,534.00 AUD
4.01% - 5.00%	2,905	14.21%	72,659,378.11 AUD	17.67%	1,060	40,711,666.15 AUD	1,845	31,947,711.96 AUD	2,500	66,107,546.89 AUD	405	6,551,831.22 AUD
5.01% - 6.00%	2,961	14.48%	71,600,865.03 AUD	17.41%	1,131	40,253,707.45 AUD	1,830	31,347,157.58 AUD	2,554	64,413,357.36 AUD	407	7,187,507.67 AUD
6.01% - 7.00%	3,526	17.24%	75,303,045.80 AUD	18.32%	1,020	34,079,666.65 AUD	2,506	41,223,379.15 AUD	2,759	63,747,738.42 AUD	767	11,555,307.38 AUD
7.01% - 8.00%	2,765	13.52%	56,925,453.37 AUD	13.85%	641	21,180,520.15 AUD	2,124	35,744,933.22 AUD	1,941	44,248,967.65 AUD	824	12,676,485.72 AUD
8.01% - 9.00%	1,922	9.40%	37,218,400.70 AUD	9.05%	334	10,836,284.75 AUD	1,588	26,382,115.95 AUD	1,220	26,993,345.03 AUD	702	10,225,055.67 AUD
9.01% - 10.00%	1,227	6.00%	24,144,496.45 AUD	5.87%	197	6,041,176.80 AUD	1,030	18,103,319.65 AUD	753	17,182,579.93 AUD	474	6,961,916.52 AUD
10.01% - 11.00%	684	3.34%	12,715,623.09 AUD	3.09%	92	2,832,375.05 AUD	592	9,883,248.04 AUD	375	8,424,212.65 AUD	309	4,291,410.44 AUD
11.01% - 12.00%	437	2.14%	8,299,068.91 AUD	2.02%	51	1,572,453.40 AUD	386	6,726,615.51 AUD	202	4,707,890.00 AUD	235	3,591,178.91 AUD
12.01% - 13.00%	306	1.50%	5,951,777.79 AUD	1.45%	37	1,181,970.82 AUD	269	4,769,806.97 AUD	138	3,345,151.92 AUD	168	2,606,625.87 AUD
13.01% - 14.00%	338	1.65%	6,342,990.90 AUD	1.54%	36	1,137,568.65 AUD	302	5,205,422.25 AUD	111	2,672,613.84 AUD	227	3,670,377.06 AUD
14.01% - 15.00%	198	0.97%	3,948,534.45 AUD	0.96%	18	560,211.99 AUD	180	3,388,322.46 AUD	70	1,907,839.31 AUD	128	2,040,695.14 AUD
15.01% - 16.00%	26	0.13%	595,333.09 AUD	0.14%	2	30,558.07 AUD	24	564,775.02 AUD	18	436,760.07 AUD	8	158,573.02 AUD
> 16.00%	-	0.00%	- AUD	0.00%	-	- AUD	-	- AUD	-	- AUD	-	- AUD
<b>Total</b>	<b>20,449</b>	<b>100.00%</b>	<b>411,149,931.88 AUD</b>	<b>100.00%</b>	<b>5,395</b>	<b>174,742,810.02 AUD</b>	<b>15,054</b>	<b>236,407,121.86 AUD</b>	<b>15,782</b>	<b>339,441,097.48 AUD</b>	<b>4,667</b>	<b>71,708,834.40 AUD</b>

Statistics Interest Rate	
Minimum Interest Rate Debtor	0.00%
Maximum Interest Rate Debtor	15.80%
Weighted Average Interest Rate Debtor	6.82%

**Pool Data V**

**Original Term**

Total Portfolio					Product Type					
Length of Original Term (months)	Number of Contracts	Percentage of Contracts	Outstanding Discounted Receivables Balance	Percentage of Balance	Hire Purchase		Chattel Mortgage		Consumer Loan	
					Number of Contracts	Outstanding Discounted Receivables Balance	Number of Contracts	Outstanding Discounted Receivables Balance	Number of Contracts	Outstanding Discounted Receivables Balance
0 - 11	-	0.00%	- AUD	0.00%	-	- AUD	-	- AUD	-	- AUD
12 - 23	3	0.01%	4,146.20 AUD	0.00%	-	- AUD	2	2,449.48 AUD	1	1,696.72 AUD
24 - 35	87	0.43%	395,610.58 AUD	0.10%	-	- AUD	45	271,735.83 AUD	42	123,874.75 AUD
36 - 47	1,415	6.92%	15,202,664.36 AUD	3.70%	3	10,965.22 AUD	644	9,498,695.27 AUD	768	5,693,003.87 AUD
48 - 59	4,258	20.82%	58,537,391.76 AUD	14.24%	3	52,507.81 AUD	1,186	25,607,121.58 AUD	3,069	32,877,762.37 AUD
60 - 71	12,207	59.69%	277,798,741.45 AUD	67.57%	6	277,541.74 AUD	4,395	131,374,637.26 AUD	7,806	146,146,562.45 AUD
> 71	2,479	12.12%	59,211,377.53 AUD	14.40%	-	- AUD	-	- AUD	2,479	59,211,377.53 AUD
<b>Total</b>	<b>20,449</b>	<b>100.00%</b>	<b>411,149,931.88 AUD</b>	<b>100.00%</b>	<b>12</b>	<b>341,014.77 AUD</b>	<b>6,272</b>	<b>166,754,639.42 AUD</b>	<b>14,165</b>	<b>244,054,277.69 AUD</b>

Statistics Original Term	
Minimum Original Term in months	18
Maximum Original Term in months	84
Weighted Average Original Term month (by ODRB)	60.74

**Remaining Term**

Total Portfolio					Product Type					
Length of Remaining Term (months)	Number of Contracts	Percentage of Contracts	Outstanding Discounted Receivables Balance	Percentage of Balance	Hire Purchase		Chattel Mortgage		Consumer Loan	
					Number of Contracts	Outstanding Discounted Receivables Balance	Number of Contracts	Outstanding Discounted Receivables Balance	Number of Contracts	Outstanding Discounted Receivables Balance
0 - 11	2,854	13.96%	22,963,592.60 AUD	5.59%	4	15,481.11 AUD	738	9,182,381.92 AUD	2,112	13,765,729.57 AUD
12 - 23	4,955	24.23%	75,986,798.01 AUD	18.48%	2	47,991.92 AUD	1,399	29,329,876.73 AUD	3,554	46,608,929.36 AUD
24 - 35	8,166	39.93%	187,577,241.47 AUD	45.62%	4	228,558.98 AUD	3,090	91,175,008.39 AUD	5,072	96,173,674.10 AUD
36 - 47	2,837	13.87%	79,950,252.68 AUD	19.45%	2	48,982.76 AUD	1,045	37,067,372.38 AUD	1,790	42,841,897.54 AUD
48 - 59	1,305	6.36%	34,315,287.83 AUD	8.35%	-	- AUD	-	- AUD	1,305	34,315,287.83 AUD
60 - 71	332	1.62%	10,348,759.29 AUD	2.52%	-	- AUD	-	- AUD	332	10,348,759.29 AUD
> 71	-	0.00%	- AUD	0.00%	-	- AUD	-	- AUD	-	- AUD
<b>Total</b>	<b>20,449</b>	<b>100.00%</b>	<b>411,149,931.88 AUD</b>	<b>100.00%</b>	<b>12</b>	<b>341,014.77 AUD</b>	<b>6,272</b>	<b>166,754,639.42 AUD</b>	<b>14,165</b>	<b>244,054,277.69 AUD</b>

Statistics Remaining Term	
Minimum Remaining Term in months	0
Maximum Remaining Term in months	67
Weighted Average Remaining Term in months (by ODRB)	31.32

**Distribution by Seasoning**

Total Portfolio					Product Type					
Seasoning (months)	Number of Contracts	Percentage of Contracts	Outstanding Discounted Receivables Balance	Percentage of Balance	Hire Purchase		Chattel Mortgage		Consumer Loan	
					Number of Contracts	Outstanding Discounted Receivables Balance	Number of Contracts	Outstanding Discounted Receivables Balance	Number of Contracts	Outstanding Discounted Receivables Balance
0 - 11	1	0.00%	35,018.71 AUD	0.01%	-	- AUD	-	- AUD	1	35,018.71 AUD
12 - 23	2,655	12.98%	67,760,396.62 AUD	16.48%	1	17,703.53 AUD	978	30,555,388.90 AUD	1,676	37,187,304.19 AUD
24 - 35	12,544	61.34%	272,613,769.28 AUD	66.31%	9	308,518.70 AUD	4,502	121,775,958.21 AUD	8,033	150,529,292.37 AUD
36 - 47	4,388	21.46%	62,729,854.66 AUD	15.26%	2	14,792.54 AUD	675	12,843,912.67 AUD	3,711	49,871,149.45 AUD
48 - 59	659	3.22%	6,519,954.47 AUD	1.59%	-	- AUD	109	1,415,541.36 AUD	550	5,104,413.11 AUD
60 - 71	114	0.56%	1,157,797.40 AUD	0.28%	-	- AUD	8	163,838.28 AUD	106	993,959.12 AUD
> 71	88	0.43%	333,140.74 AUD	0.08%	-	- AUD	-	- AUD	88	333,140.74 AUD
<b>Total</b>	<b>20,449</b>	<b>100.00%</b>	<b>411,149,931.88 AUD</b>	<b>100.00%</b>	<b>12</b>	<b>341,014.77 AUD</b>	<b>6,272</b>	<b>166,754,639.42 AUD</b>	<b>14,165</b>	<b>244,054,277.69 AUD</b>

Statistics Seasoning	
Minimum Seasoning in months	8
Maximum Seasoning in months	84
Weighted Average Seasoning Term in months (by ODRB)	29.46

**Pool Data V**

**Original Term**

Total Portfolio					Balloon				Vehicle Status			
Length of Original Term (months)	Number of Contracts	Percentage of Contracts	Outstanding Discounted Receivables Balance	Percentage of Balance	Balloon		No Balloon		New		Used	
					Number of Contracts	Outstanding Discounted Receivables Balance	Number of Contracts	Outstanding Discounted Receivables Balance	Number of Contracts	Outstanding Discounted Receivables Balance	Number of Contracts	Outstanding Discounted Receivables Balance
0 - 11	-	0.00%	- AUD	0.00%	-	- AUD	-	- AUD	-	- AUD	-	- AUD
12 - 23	3	0.01%	4,146.20 AUD	0.00%	-	- AUD	3	4,146.20 AUD	-	- AUD	3	4,146.20 AUD
24 - 35	87	0.43%	395,610.58 AUD	0.10%	9	186,374.53 AUD	78	209,236.05 AUD	33	140,867.05 AUD	54	254,743.53 AUD
36 - 47	1,415	6.92%	15,202,664.36 AUD	3.70%	272	7,377,136.24 AUD	1,143	7,825,528.12 AUD	1,009	12,650,092.26 AUD	406	2,552,572.10 AUD
48 - 59	4,258	20.82%	58,537,391.76 AUD	14.24%	1,072	25,837,791.33 AUD	3,186	32,699,600.43 AUD	3,773	53,431,665.12 AUD	485	5,105,726.64 AUD
60 - 71	12,207	59.69%	277,798,741.45 AUD	67.57%	4,042	141,341,507.92 AUD	8,165	136,457,233.53 AUD	9,305	230,824,197.24 AUD	2,902	46,974,544.21 AUD
> 71	2,479	12.12%	59,211,377.53 AUD	14.40%	-	- AUD	2,479	59,211,377.53 AUD	1,662	42,394,275.81 AUD	817	16,817,101.72 AUD
<b>Total</b>	<b>20,449</b>	<b>100.00%</b>	<b>411,149,931.88 AUD</b>	<b>100.00%</b>	<b>5,395</b>	<b>174,742,810.02 AUD</b>	<b>15,054</b>	<b>236,407,121.86 AUD</b>	<b>15,782</b>	<b>339,441,097.48 AUD</b>	<b>4,667</b>	<b>71,708,834.40 AUD</b>

Statistics Original Term	
Minimum Original Term in months	18
Maximum Original Term in months	84
Weighted Average Original Term month (by ODRB)	60.74

**Remaining Term**

Total Portfolio					Balloon				Vehicle Status			
Length of Remaining Term (months)	Number of Contracts	Percentage of Contracts	Outstanding Discounted Receivables Balance	Percentage of Balance	Balloon		No Balloon		New		Used	
					Number of Contracts	Outstanding Discounted Receivables Balance	Number of Contracts	Outstanding Discounted Receivables Balance	Number of Contracts	Outstanding Discounted Receivables Balance	Number of Contracts	Outstanding Discounted Receivables Balance
0 - 11	2,854	13.96%	22,963,592.60 AUD	5.59%	740	13,214,037.90 AUD	2,114	9,749,554.70 AUD	2,331	20,344,959.43 AUD	523	2,618,633.17 AUD
12 - 23	4,955	24.23%	75,986,798.01 AUD	18.48%	1,293	35,676,350.10 AUD	3,662	40,310,447.91 AUD	4,036	66,060,018.65 AUD	919	9,926,779.36 AUD
24 - 35	8,166	39.93%	187,577,241.47 AUD	45.62%	2,548	90,177,717.24 AUD	5,618	97,399,524.23 AUD	6,247	155,767,291.49 AUD	1,919	31,809,949.98 AUD
36 - 47	2,837	13.87%	79,950,252.68 AUD	19.45%	814	35,674,704.76 AUD	2,023	44,283,547.90 AUD	2,089	65,405,977.81 AUD	748	14,552,274.87 AUD
48 - 59	1,305	6.36%	34,315,287.83 AUD	8.35%	-	- AUD	1,305	34,315,287.83 AUD	852	24,137,359.24 AUD	453	10,177,928.59 AUD
60 - 71	332	1.62%	10,348,759.29 AUD	2.52%	-	- AUD	332	10,348,759.29 AUD	227	7,725,490.86 AUD	105	2,623,268.43 AUD
> 71	-	0.00%	- AUD	0.00%	-	- AUD	-	- AUD	-	- AUD	-	- AUD
<b>Total</b>	<b>20,449</b>	<b>100.00%</b>	<b>411,149,931.88 AUD</b>	<b>100.00%</b>	<b>5,395</b>	<b>174,742,810.02 AUD</b>	<b>15,054</b>	<b>236,407,121.86 AUD</b>	<b>15,782</b>	<b>339,441,097.48 AUD</b>	<b>4,667</b>	<b>71,708,834.40 AUD</b>

Statistics Remaining Term	
Minimum Remaining Term in months	0
Maximum Remaining Term in months	67
Weighted Average Remaining Term in months (by ODRB)	31.32

**Distribution by Seasoning**

Total Portfolio					Balloon				Vehicle Status			
Seasoning (months)	Number of Contracts	Percentage of Contracts	Outstanding Discounted Receivables Balance	Percentage of Balance	Balloon		No Balloon		New		Used	
					Number of Contracts	Outstanding Discounted Receivables Balance	Number of Contracts	Outstanding Discounted Receivables Balance	Number of Contracts	Outstanding Discounted Receivables Balance	Number of Contracts	Outstanding Discounted Receivables Balance
0 - 11	1	0.00%	35,018.71 AUD	0.01%	-	- AUD	1	35,018.71 AUD	1	35,018.71 AUD	-	- AUD
12 - 23	2,655	12.98%	67,760,396.62 AUD	16.48%	699	29,169,267.04 AUD	1,956	38,591,129.58 AUD	2,040	56,619,770.11 AUD	615	11,140,626.51 AUD
24 - 35	12,544	61.34%	272,613,769.28 AUD	66.31%	3,347	115,825,856.20 AUD	9,197	156,787,913.08 AUD	9,464	223,408,585.98 AUD	3,080	49,205,183.30 AUD
36 - 47	4,388	21.46%	62,729,854.66 AUD	15.26%	1,143	26,050,537.01 AUD	3,245	36,679,317.65 AUD	3,597	52,664,865.20 AUD	791	10,064,989.46 AUD
48 - 59	659	3.22%	6,519,954.47 AUD	1.59%	198	3,533,311.49 AUD	461	2,986,642.98 AUD	526	5,583,197.93 AUD	133	936,756.54 AUD
60 - 71	114	0.56%	1,157,797.40 AUD	0.28%	8	163,838.28 AUD	106	993,959.12 AUD	85	872,356.75 AUD	29	285,440.65 AUD
> 71	88	0.43%	333,140.74 AUD	0.08%	-	- AUD	88	333,140.74 AUD	69	257,302.80 AUD	19	75,837.94 AUD
<b>Total</b>	<b>20,449</b>	<b>100.00%</b>	<b>411,149,931.88 AUD</b>	<b>100.00%</b>	<b>5,395</b>	<b>174,742,810.02 AUD</b>	<b>15,054</b>	<b>236,407,121.86 AUD</b>	<b>15,782</b>	<b>339,441,097.48 AUD</b>	<b>4,667</b>	<b>71,708,834.40 AUD</b>

Statistics Seasoning	
Minimum Seasoning in months	8
Maximum Seasoning in months	84
Weighted Average Seasoning Term in months (by ODRB)	29.46

Pool Data VI

Product Type

Total Portfolio					Balloon				Vehicle Status			
Product Type	Number of Contracts	Percentage of Contracts	Outstanding Discounted Receivables Balance	Percentage of Balance	Balloon		No Balloon		New		Used	
					Number of Contracts	Outstanding Discounted Receivables Balance	Number of Contracts	Outstanding Discounted Receivables Balance	Number of Contracts	Outstanding Discounted Receivables Balance	Number of Contracts	Outstanding Discounted Receivables Balance
Hire Purchase	12	0.06%	341,014.77 AUD	0.08%	5	266,274.25 AUD	7	74,740.52 AUD	7	315,257.01 AUD	5	25,757.76 AUD
Chattel Mortgage	6,272	30.67%	166,754,639.42 AUD	40.56%	2,766	102,661,289.15 AUD	3,506	64,093,350.27 AUD	5,111	145,600,401.43 AUD	1,161	21,154,237.99 AUD
Consumer Loan	14,165	69.27%	244,054,277.69 AUD	59.36%	2,624	71,815,246.62 AUD	11,541	172,239,031.07 AUD	10,664	193,525,439.04 AUD	3,501	50,528,838.65 AUD
<b>Total</b>	<b>20,449</b>	<b>100.00%</b>	<b>411,149,931.88 AUD</b>	<b>100.00%</b>	<b>5,395</b>	<b>174,742,810.02 AUD</b>	<b>15,054</b>	<b>236,407,121.86 AUD</b>	<b>15,782</b>	<b>339,441,097.48 AUD</b>	<b>4,667</b>	<b>71,708,834.40 AUD</b>

Vehicle Status

Total Portfolio					Product Type					
Type of Car	Number of Contracts	Percentage of Contracts	Outstanding Discounted Receivables Balance	Percentage of Balance	Hire Purchase		Chattel Mortgage		Consumer Loan	
					Number of Contracts	Outstanding Discounted Receivables Balance	Number of Contracts	Outstanding Discounted Receivables Balance	Number of Contracts	Outstanding Discounted Receivables Balance
New Vehicles	15,782	77.18%	339,441,097.48 AUD	82.56%	7	315,257.01 AUD	5,111	145,600,401.43 AUD	10,664	193,525,439.04 AUD
Used Vehicles	4,667	22.82%	71,708,834.40 AUD	17.44%	5	25,757.76 AUD	1,161	21,154,237.99 AUD	3,501	50,528,838.65 AUD
<b>Total</b>	<b>20,449</b>	<b>100.00%</b>	<b>411,149,931.88 AUD</b>	<b>100.00%</b>	<b>12</b>	<b>341,014.77 AUD</b>	<b>6,272</b>	<b>166,754,639.42 AUD</b>	<b>14,165</b>	<b>244,054,277.69 AUD</b>

Balloon

Total Portfolio				
Balloon	Number of Contracts	Percentage of Contracts	Outstanding Discounted Receivables Balance	Percentage of Balance
Balloon	5,395	26.38%	174,742,810.02 AUD	42.50%
No Balloon	15,054	73.62%	236,407,121.86 AUD	57.50%
<b>Total</b>	<b>20,449</b>	<b>100.00%</b>	<b>411,149,931.88 AUD</b>	<b>100.00%</b>

Pool Data VII

Distribution by Vehicle Brand and Models

Total Portfolio						Product Type					
Make	Model	Number of Contracts	Percentage of Contracts	Outstanding Discounted Receivables Balance	Percentage of Balance	Hire Purchase		Chattel Mortgage		Consumer Loan	
						Number of Contracts	Outstanding Discounted Receivables Balance	Number of Contracts	Outstanding Discounted Receivables Balance	Number of Contracts	Outstanding Discounted Receivables Balance
<b>Volkswagen Group Vehicles</b>											
AUDI	A1	263	1.29%	3,512,372.87 AUD	0.85%	-	- AUD	43	632,592.18 AUD	220	2,879,780.69 AUD
	A3	720	3.52%	19,110,885.04 AUD	4.65%	1	37,715.27 AUD	229	7,036,445.72 AUD	490	12,036,724.05 AUD
	A4	333	1.63%	8,942,186.57 AUD	2.17%	-	- AUD	132	3,947,563.47 AUD	201	4,994,623.10 AUD
	A5	162	0.79%	6,138,618.81 AUD	1.49%	-	- AUD	80	3,499,916.09 AUD	82	2,638,702.72 AUD
	A6	61	0.30%	1,950,038.20 AUD	0.47%	-	- AUD	37	1,292,125.11 AUD	24	657,913.09 AUD
	A7	18	0.09%	1,344,926.86 AUD	0.33%	-	- AUD	11	815,557.34 AUD	7	529,369.52 AUD
	A8	16	0.08%	733,840.91 AUD	0.18%	-	- AUD	10	468,137.30 AUD	6	265,703.61 AUD
	Q2	121	0.59%	3,323,460.06 AUD	0.81%	-	- AUD	49	1,390,357.99 AUD	72	1,933,102.07 AUD
	Q3	363	1.78%	8,563,315.44 AUD	2.08%	1	23,084.21 AUD	123	3,085,932.31 AUD	239	5,454,298.92 AUD
	Q5	383	1.87%	12,663,660.72 AUD	3.08%	1	10,276.65 AUD	173	6,331,901.20 AUD	209	6,321,482.87 AUD
	Q7	333	1.63%	17,275,110.49 AUD	4.20%	1	141,939.51 AUD	227	12,077,753.12 AUD	105	5,055,417.86 AUD
	R8	7	0.03%	1,257,955.20 AUD	0.31%	-	- AUD	7	1,257,955.20 AUD	-	- AUD
	TT	39	0.19%	1,238,060.61 AUD	0.30%	-	- AUD	20	736,335.75 AUD	19	501,724.86 AUD
	<b>SubTotal</b>	<b>2,819</b>	<b>13.79%</b>	<b>86,054,431.78 AUD</b>	<b>20.93%</b>	<b>4</b>	<b>213,015.64 AUD</b>	<b>1,141</b>	<b>42,572,572.78 AUD</b>	<b>1,674</b>	<b>43,268,843.36 AUD</b>
<b>BENTLEY</b>											
	BENTAYGA	2	0.01%	456,508.63 AUD	0.11%	-	- AUD	2	456,508.63 AUD	-	- AUD
	CONTINENTAL	4	0.02%	422,774.69 AUD	0.10%	-	- AUD	2	206,327.78 AUD	2	216,446.91 AUD
	FLYING SPUR	1	0.00%	106,680.78 AUD	0.03%	-	- AUD	1	106,680.78 AUD	-	- AUD
	MULSANNE	1	0.00%	90,896.96 AUD	0.02%	-	- AUD	1	90,896.96 AUD	-	- AUD
	<b>SubTotal</b>	<b>8</b>	<b>0.04%</b>	<b>1,076,861.06 AUD</b>	<b>0.26%</b>	<b>-</b>	<b>- AUD</b>	<b>6</b>	<b>860,414.15 AUD</b>	<b>2</b>	<b>216,446.91 AUD</b>
<b>LAMBORGHINI</b>											
	AVENTADOR	1	0.00%	381,866.59 AUD	0.09%	-	- AUD	-	- AUD	1	381,866.59 AUD
	HURACAN	4	0.02%	1,128,716.44 AUD	0.27%	-	- AUD	3	855,696.60 AUD	1	273,019.84 AUD
	<b>SubTotal</b>	<b>5</b>	<b>0.02%</b>	<b>1,510,583.03 AUD</b>	<b>0.37%</b>	<b>-</b>	<b>- AUD</b>	<b>3</b>	<b>855,696.60 AUD</b>	<b>2</b>	<b>654,886.43 AUD</b>
<b>PORSCHE</b>											
	BOXSTER	1	0.00%	40,915.88 AUD	0.01%	-	- AUD	1	40,915.88 AUD	-	- AUD
	CARRERA / 911	2	0.01%	192,240.36 AUD	0.05%	-	- AUD	-	- AUD	2	192,240.36 AUD
	CAYENNE	10	0.05%	567,644.65 AUD	0.14%	-	- AUD	5	330,494.77 AUD	5	237,149.88 AUD
	CAYMAN	3	0.01%	120,697.01 AUD	0.03%	-	- AUD	1	50,498.86 AUD	2	70,198.15 AUD
	MACAN	10	0.05%	672,572.94 AUD	0.16%	-	- AUD	8	507,609.39 AUD	2	164,963.55 AUD
	<b>SubTotal</b>	<b>26</b>	<b>0.13%</b>	<b>1,594,070.84 AUD</b>	<b>0.39%</b>	<b>-</b>	<b>- AUD</b>	<b>15</b>	<b>929,518.90 AUD</b>	<b>11</b>	<b>664,551.94 AUD</b>
<b>SKODA</b>											
	FABIA	108	0.53%	905,185.57 AUD	0.22%	-	- AUD	10	75,988.13 AUD	98	829,197.44 AUD
	KODIAQ	32	0.16%	991,216.49 AUD	0.24%	-	- AUD	11	326,100.11 AUD	21	665,116.38 AUD
	OCTAVIA	188	0.92%	2,573,811.35 AUD	0.63%	-	- AUD	32	507,732.87 AUD	156	2,066,078.48 AUD
	RAPID	45	0.22%	362,441.73 AUD	0.09%	-	- AUD	4	26,994.30 AUD	41	335,447.43 AUD
	ROOMSTER	-	0.00%	- AUD	0.00%	-	- AUD	-	- AUD	-	- AUD
	SUPERB	66	0.32%	1,435,371.11 AUD	0.35%	-	- AUD	19	540,497.04 AUD	47	894,874.07 AUD
	YETI	37	0.18%	341,536.12 AUD	0.08%	-	- AUD	8	82,025.81 AUD	29	259,510.31 AUD
	<b>SubTotal</b>	<b>476</b>	<b>2.33%</b>	<b>6,609,562.37 AUD</b>	<b>1.61%</b>	<b>-</b>	<b>- AUD</b>	<b>84</b>	<b>1,559,338.26 AUD</b>	<b>392</b>	<b>5,050,224.11 AUD</b>
<b>VOLKSWAGEN</b>											
	AMAROK	1,532	7.49%	37,957,091.56 AUD	9.23%	1	2,697.68 AUD	868	22,762,735.81 AUD	663	15,191,658.07 AUD
	ARTEON	4	0.02%	187,976.51 AUD	0.05%	-	- AUD	3	151,693.61 AUD	1	36,282.90 AUD
	CADDY	291	1.42%	4,582,303.15 AUD	1.11%	-	- AUD	256	4,084,859.75 AUD	35	497,443.40 AUD
	CARAVELLE	24	0.12%	502,853.27 AUD	0.12%	-	- AUD	16	359,134.64 AUD	8	143,718.63 AUD
	CRAFTER	114	0.56%	2,601,443.27 AUD	0.63%	-	- AUD	107	2,448,043.82 AUD	7	153,399.45 AUD
	EOS	8	0.04%	80,111.33 AUD	0.02%	-	- AUD	3	24,473.91 AUD	5	55,637.42 AUD
	GOLF	2,973	14.54%	36,179,093.19 AUD	8.80%	-	- AUD	405	6,395,208.42 AUD	2,568	29,783,884.77 AUD
	JETTA	296	1.45%	2,612,049.36 AUD	0.64%	-	- AUD	50	556,242.16 AUD	246	2,055,807.20 AUD
	MULTIVAN	130	0.64%	3,337,531.96 AUD	0.81%	-	- AUD	85	2,287,577.08 AUD	45	1,049,954.88 AUD
	NEW BEETLE	15	0.07%	157,731.30 AUD	0.04%	-	- AUD	-	- AUD	15	157,731.30 AUD
	PASSAT	368	1.80%	7,044,433.74 AUD	1.71%	1	4,515.89 AUD	113	2,508,876.50 AUD	254	4,531,041.35 AUD
	POLO	1,001	4.90%	9,030,157.75 AUD	2.20%	1	26,942.21 AUD	109	1,074,560.29 AUD	891	7,928,655.25 AUD
	SCIROCCO	43	0.21%	938,275.89 AUD	0.23%	1	5,272.03 AUD	8	195,386.74 AUD	34	737,617.12 AUD
	TIGUAN	737	3.60%	15,487,494.06 AUD	3.77%	1	2,995.51 AUD	194	4,635,251.05 AUD	542	10,849,247.50 AUD
	TOUAREG	179	0.88%	5,284,977.50 AUD	1.29%	-	- AUD	76	2,478,309.41 AUD	103	2,806,668.09 AUD
	TRANSPORTER	317	1.55%	6,426,582.79 AUD	1.56%	-	- AUD	278	5,739,455.96 AUD	39	687,126.83 AUD
	UPI	2	0.01%	6,536.26 AUD	0.00%	-	- AUD	-	- AUD	2	6,536.26 AUD
	<b>SubTotal</b>	<b>8,034</b>	<b>39.29%</b>	<b>132,416,642.89 AUD</b>	<b>32.21%</b>	<b>5</b>	<b>42,423.32 AUD</b>	<b>2,571</b>	<b>55,701,809.15 AUD</b>	<b>5,458</b>	<b>76,672,410.42 AUD</b>
<b>Volkswagen Group Vehicles</b>	<b>SubTotal</b>	<b>11,368</b>	<b>55.59%</b>	<b>229,262,151.97 AUD</b>	<b>55.76%</b>	<b>9</b>	<b>255,438.96 AUD</b>	<b>3,820</b>	<b>102,479,349.84 AUD</b>	<b>7,539</b>	<b>126,527,363.17 AUD</b>

Pool Data VII

Distribution by Vehicle Brand and Models

Total Portfolio						Balloon				Vehicle Status			
Make	Model	Number of Contracts	Percentage of Contracts	Outstanding Discounted Receivables Balance	Percentage of Balance	Balloon		No Balloon		New		Used	
						Number of Contracts	Outstanding Discounted Receivables Balance	Number of Contracts	Outstanding Discounted Receivables Balance	Number of Contracts	Outstanding Discounted Receivables Balance	Number of Contracts	Outstanding Discounted Receivables Balance
<b>Volkswagen Group Vehicles</b>													
AUDI	A1	263	1.29%	3,512,372.87 AUD	0.85%	87	1,564,888.02 AUD	176	1,947,484.85 AUD	233	3,172,988.03 AUD	30	339,384.84 AUD
	A3	720	3.52%	19,110,885.04 AUD	4.65%	349	12,101,328.82 AUD	371	7,009,556.22 AUD	628	17,558,542.39 AUD	92	1,552,342.65 AUD
	A4	333	1.63%	8,942,186.57 AUD	2.17%	167	5,969,124.55 AUD	166	2,973,062.02 AUD	247	7,607,851.82 AUD	86	1,334,334.75 AUD
	A5	162	0.79%	6,138,618.81 AUD	1.49%	101	4,757,210.06 AUD	61	1,381,408.75 AUD	112	4,795,408.77 AUD	50	1,343,210.04 AUD
	A6	61	0.30%	1,950,038.20 AUD	0.47%	31	1,286,632.90 AUD	30	663,405.30 AUD	39	1,497,780.44 AUD	22	452,257.76 AUD
	A7	18	0.09%	1,344,926.86 AUD	0.33%	14	1,260,754.53 AUD	4	84,172.33 AUD	14	1,150,672.76 AUD	4	194,254.10 AUD
	A8	16	0.08%	733,840.91 AUD	0.18%	6	524,710.57 AUD	10	209,130.34 AUD	10	623,939.36 AUD	6	109,901.55 AUD
	Q2	121	0.59%	3,323,460.06 AUD	0.81%	57	1,929,311.24 AUD	64	1,394,148.82 AUD	121	3,323,460.06 AUD	-	- AUD
	Q3	363	1.78%	8,563,315.44 AUD	2.08%	170	4,865,226.54 AUD	193	3,698,088.90 AUD	307	7,532,405.58 AUD	56	1,030,909.86 AUD
	Q5	383	1.87%	12,663,660.72 AUD	3.08%	201	8,525,620.08 AUD	182	4,138,040.64 AUD	272	10,072,792.18 AUD	111	2,590,868.54 AUD
	Q7	333	1.63%	17,275,110.49 AUD	4.20%	204	12,816,278.03 AUD	129	4,458,832.46 AUD	281	15,628,989.90 AUD	52	1,646,120.59 AUD
	R8	7	0.03%	1,257,955.20 AUD	0.31%	6	1,187,414.03 AUD	1	70,541.17 AUD	6	1,187,414.03 AUD	1	70,541.17 AUD
	TT	39	0.19%	1,238,060.61 AUD	0.30%	23	923,249.32 AUD	16	314,811.29 AUD	30	1,051,213.07 AUD	9	186,847.54 AUD
	<b>SubTotal</b>	<b>2,819</b>	<b>13.72%</b>	<b>86,054,431.78 AUD</b>	<b>20.93%</b>	<b>1,416</b>	<b>57,711,748.69 AUD</b>	<b>1,403</b>	<b>28,342,683.09 AUD</b>	<b>2,300</b>	<b>75,203,458.39 AUD</b>	<b>519</b>	<b>10,850,973.39 AUD</b>
<b>BENTLEY</b>													
	BENTAYGA	2	0.01%	456,508.63 AUD	0.11%	2	456,508.63 AUD	-	- AUD	2	456,508.63 AUD	-	- AUD
	CONTINENTAL	4	0.02%	422,774.69 AUD	0.10%	1	122,318.85 AUD	3	300,455.84 AUD	2	216,446.91 AUD	2	206,327.78 AUD
	FLYING SPUR	1	0.00%	106,680.78 AUD	0.03%	1	106,680.78 AUD	-	- AUD	-	- AUD	1	106,680.78 AUD
	MULSANNE	1	0.00%	90,896.96 AUD	0.02%	1	90,896.96 AUD	-	- AUD	1	90,896.96 AUD	-	- AUD
	<b>SubTotal</b>	<b>8</b>	<b>0.04%</b>	<b>1,076,861.06 AUD</b>	<b>0.26%</b>	<b>5</b>	<b>776,405.22 AUD</b>	<b>3</b>	<b>300,455.84 AUD</b>	<b>5</b>	<b>763,852.50 AUD</b>	<b>3</b>	<b>313,008.56 AUD</b>
<b>LAMBORGHINI</b>													
	AVENTADOR	1	0.00%	381,866.59 AUD	0.09%	1	381,866.59 AUD	-	- AUD	1	381,866.59 AUD	-	- AUD
	HURACAN	4	0.02%	1,128,716.44 AUD	0.27%	4	1,128,716.44 AUD	-	- AUD	3	855,696.60 AUD	1	273,019.84 AUD
	<b>SubTotal</b>	<b>5</b>	<b>0.02%</b>	<b>1,510,583.03 AUD</b>	<b>0.37%</b>	<b>5</b>	<b>1,510,583.03 AUD</b>	<b>-</b>	<b>- AUD</b>	<b>4</b>	<b>1,237,563.19 AUD</b>	<b>1</b>	<b>273,019.84 AUD</b>
<b>PORSCHE</b>													
	BOXSTER	1	0.00%	40,915.88 AUD	0.01%	1	40,915.88 AUD	-	- AUD	-	- AUD	1	40,915.88 AUD
	CARRERA / 911	2	0.01%	192,240.36 AUD	0.05%	2	192,240.36 AUD	-	- AUD	1	155,982.53 AUD	1	36,257.83 AUD
	CAYENNE	10	0.05%	567,644.65 AUD	0.14%	8	495,380.72 AUD	2	72,263.93 AUD	5	315,923.72 AUD	5	251,720.93 AUD
	CAYMAN	3	0.01%	120,697.01 AUD	0.03%	2	86,143.14 AUD	1	34,553.87 AUD	-	- AUD	3	120,697.01 AUD
	MACAN	10	0.05%	672,572.94 AUD	0.16%	6	451,914.22 AUD	4	220,658.72 AUD	8	534,543.89 AUD	2	138,029.05 AUD
	<b>SubTotal</b>	<b>26</b>	<b>0.13%</b>	<b>1,594,070.84 AUD</b>	<b>0.39%</b>	<b>19</b>	<b>1,266,594.32 AUD</b>	<b>7</b>	<b>327,476.52 AUD</b>	<b>14</b>	<b>1,006,450.14 AUD</b>	<b>12</b>	<b>587,620.70 AUD</b>
<b>SKODA</b>													
	FABIA	108	0.53%	905,185.57 AUD	0.22%	13	156,591.45 AUD	95	748,594.12 AUD	101	860,888.82 AUD	7	44,296.75 AUD
	KODIAQ	32	0.16%	991,216.49 AUD	0.24%	12	456,756.96 AUD	20	534,459.53 AUD	32	991,216.49 AUD	-	- AUD
	OCTAVIA	188	0.92%	2,573,811.35 AUD	0.63%	47	905,745.14 AUD	141	1,668,066.21 AUD	175	2,425,089.38 AUD	13	148,721.97 AUD
	RAPID	45	0.22%	362,441.73 AUD	0.09%	5	39,411.61 AUD	40	323,030.12 AUD	45	362,441.73 AUD	-	- AUD
	ROOMSTER	-	0.00%	- AUD	0.00%	-	- AUD	-	- AUD	-	- AUD	-	- AUD
	SUPERB	66	0.32%	1,435,371.11 AUD	0.35%	34	925,048.63 AUD	32	510,322.48 AUD	62	1,402,892.83 AUD	4	32,478.28 AUD
	YETI	37	0.18%	341,536.12 AUD	0.08%	7	120,324.71 AUD	30	221,211.41 AUD	30	256,577.75 AUD	7	84,958.37 AUD
	<b>SubTotal</b>	<b>476</b>	<b>2.33%</b>	<b>6,609,562.37 AUD</b>	<b>1.61%</b>	<b>118</b>	<b>2,603,878.50 AUD</b>	<b>358</b>	<b>4,005,683.87 AUD</b>	<b>445</b>	<b>6,299,107.00 AUD</b>	<b>31</b>	<b>310,455.37 AUD</b>
<b>VOLKSWAGEN</b>													
	AMAROK	1,532	7.49%	37,957,091.56 AUD	9.23%	532	16,569,273.17 AUD	1,000	21,387,818.39 AUD	1,346	34,507,953.62 AUD	186	3,449,137.94 AUD
	ARTEON	4	0.02%	187,976.51 AUD	0.05%	3	135,091.54 AUD	1	52,884.97 AUD	4	187,976.51 AUD	-	- AUD
	CADDY	291	1.42%	4,582,303.15 AUD	1.11%	97	1,899,109.77 AUD	194	2,683,193.38 AUD	263	4,334,232.21 AUD	28	248,070.94 AUD
	CARAVELLE	24	0.12%	502,853.27 AUD	0.12%	5	169,074.68 AUD	19	333,778.59 AUD	17	442,957.95 AUD	7	59,895.32 AUD
	CRAFTER	114	0.56%	2,601,443.27 AUD	0.63%	28	832,516.81 AUD	86	1,768,926.46 AUD	109	2,536,164.92 AUD	5	65,278.35 AUD
	EOS	8	0.04%	80,111.33 AUD	0.02%	-	- AUD	8	80,111.33 AUD	2	26,948.01 AUD	6	53,163.32 AUD
	GOLF	2,973	14.54%	36,179,093.19 AUD	8.80%	629	11,036,638.09 AUD	2,344	25,142,455.10 AUD	2,687	32,964,187.65 AUD	286	3,214,905.54 AUD
	JETTA	296	1.45%	2,612,049.36 AUD	0.64%	69	762,243.64 AUD	227	1,849,805.72 AUD	273	2,431,576.75 AUD	23	180,472.61 AUD
	MULTIVAN	130	0.64%	3,337,531.96 AUD	0.81%	44	1,393,961.06 AUD	86	1,943,570.90 AUD	114	3,030,161.94 AUD	16	307,370.02 AUD
	NEW BEETLE	15	0.07%	157,731.30 AUD	0.04%	-	- AUD	15	157,731.30 AUD	10	119,790.82 AUD	5	37,940.48 AUD
	PASSAT	368	1.80%	7,044,433.74 AUD	1.71%	127	3,346,760.78 AUD	241	3,697,672.96 AUD	265	5,852,499.11 AUD	103	1,191,934.63 AUD
	POLO	1,001	4.90%	9,030,157.75 AUD	2.20%	118	1,452,016.06 AUD	883	7,578,141.69 AUD	950	8,587,108.52 AUD	51	443,049.23 AUD
	SCIROCCO	43	0.21%	938,275.89 AUD	0.23%	16	445,226.76 AUD	27	493,049.13 AUD	30	725,952.37 AUD	13	212,323.52 AUD
	TIGUAN	737	3.60%	15,487,494.06 AUD	3.77%	223	6,258,221.99 AUD	514	9,229,272.07 AUD	656	14,706,831.07 AUD	81	780,662.99 AUD
	TOUAREG	179	0.88%	5,284,977.50 AUD	1.29%	80	3,042,643.78 AUD	99	2,242,333.72 AUD	128	4,167,711.51 AUD	51	1,117,265.99 AUD
	TRANSPORTER	317	1.55%	6,426,582.79 AUD	1.56%	100	2,563,795.94 AUD	217	3,862,786.85 AUD	295	6,203,797.17 AUD	22	222,785.62 AUD
	UPI	2	0.01%	6,536.26 AUD	0.00%	-	- AUD	2	6,536.26 AUD	1	1,369.81 AUD	1	5,166.45 AUD
	<b>SubTotal</b>	<b>8,034</b>	<b>39.29%</b>	<b>132,416,642.89 AUD</b>	<b>32.21%</b>	<b>2,071</b>	<b>49,906,574.07 AUD</b>	<b>5,963</b>	<b>82,510,068.82 AUD</b>	<b>7,150</b>	<b>120,827,219.94 AUD</b>	<b>884</b>	<b>11,589,422.95 AUD</b>
<b>Volkswagen Group Vehicles</b>	<b>SubTotal</b>	<b>11,368</b>	<b>55.59%</b>	<b>229,262,151.97 AUD</b>	<b>55.76%</b>	<b>3,634</b>	<b>113,775,783.83 AUD</b>	<b>7,734</b>	<b>115,486,368.14 AUD</b>	<b>9,918</b>	<b>205,337,651.16 AUD</b>	<b>1,450</b>	<b>23,924,500.81 AUD</b>

Pool Data VII

Distribution by Vehicle Brand and Models

Total Portfolio						Product Type					
Make	Model	Number of Contracts	Percentage of Contracts	Outstanding Discounted Receivables Balance	Percentage of Balance	Hire Purchase		Chattel Mortgage		Consumer Loan	
						Number of Contracts	Outstanding Discounted Receivables Balance	Number of Contracts	Outstanding Discounted Receivables Balance	Number of Contracts	Outstanding Discounted Receivables Balance
<b>Other Vehicles</b>											
HOLDEN		1,116	5.46%	22,116,917.81 AUD	5.38%	-	- AUD	254	6,285,040.85 AUD	862	15,831,876.96 AUD
MITSUBISHI		1,113	5.44%	19,172,311.43 AUD	4.66%	-	- AUD	280	5,121,966.91 AUD	833	14,050,344.52 AUD
FORD		818	4.00%	18,207,065.78 AUD	4.43%	1	31,279.23 AUD	282	7,517,708.25 AUD	535	10,658,078.30 AUD
MAZDA		918	4.49%	15,052,471.42 AUD	3.66%	-	- AUD	171	3,260,738.47 AUD	747	11,791,732.95 AUD
SUBARU		740	3.62%	12,732,975.16 AUD	3.10%	-	- AUD	130	2,632,047.57 AUD	610	10,100,927.59 AUD
TOYOTA		590	2.89%	10,900,518.73 AUD	2.65%	1	17,703.53 AUD	226	4,534,302.73 AUD	363	6,348,512.47 AUD
HYUNDAI		675	3.30%	10,101,623.11 AUD	2.46%	-	- AUD	144	2,386,650.02 AUD	531	7,714,973.09 AUD
NISSAN		564	2.76%	9,670,424.04 AUD	2.35%	-	- AUD	127	2,507,310.37 AUD	437	7,163,113.67 AUD
LAND ROVER		272	1.33%	12,823,431.58 AUD	3.12%	-	- AUD	153	7,743,821.90 AUD	119	5,079,609.68 AUD
HONDA		537	2.63%	8,030,810.28 AUD	1.95%	-	- AUD	105	1,841,354.91 AUD	432	6,189,455.37 AUD
BMW		230	1.12%	6,408,774.94 AUD	1.56%	-	- AUD	79	2,555,263.95 AUD	151	3,853,510.99 AUD
KIA		347	1.70%	5,360,957.90 AUD	1.30%	1	36,593.05 AUD	59	1,055,209.45 AUD	287	4,269,155.40 AUD
MERCEDES-BENZ		136	0.67%	4,628,245.57 AUD	1.13%	-	- AUD	71	2,883,151.74 AUD	65	1,745,093.83 AUD
JEEP		161	0.79%	3,725,629.45 AUD	0.91%	-	- AUD	53	1,353,165.85 AUD	108	2,372,463.60 AUD
ISUZU		145	0.71%	3,712,504.06 AUD	0.90%	-	- AUD	66	1,675,350.31 AUD	79	2,037,153.75 AUD
SUZUKI		230	1.12%	2,643,204.95 AUD	0.64%	-	- AUD	21	226,467.81 AUD	209	2,416,737.14 AUD
RENAULT		138	0.67%	2,522,710.17 AUD	0.61%	-	- AUD	79	1,614,618.25 AUD	59	908,091.92 AUD
MASERATI		31	0.15%	3,198,465.49 AUD	0.78%	-	- AUD	24	2,523,293.03 AUD	7	675,172.46 AUD
JAGUAR		45	0.22%	2,079,867.15 AUD	0.51%	-	- AUD	22	1,155,721.92 AUD	23	924,145.23 AUD
VOLVO		53	0.26%	1,447,415.86 AUD	0.35%	-	- AUD	18	665,177.34 AUD	35	782,238.52 AUD
FERRARI		6	0.03%	1,247,636.14 AUD	0.30%	-	- AUD	6	1,247,636.14 AUD	-	- AUD
ALFA ROMEO		25	0.12%	987,034.34 AUD	0.24%	-	- AUD	10	507,892.65 AUD	15	479,141.69 AUD
MCLAREN		3	0.01%	819,013.79 AUD	0.20%	-	- AUD	3	819,013.79 AUD	-	- AUD
LEXUS		31	0.15%	590,474.50 AUD	0.14%	-	- AUD	11	259,435.10 AUD	20	331,039.40 AUD
CHRYSLER		16	0.08%	584,449.90 AUD	0.14%	-	- AUD	3	97,190.86 AUD	13	487,259.04 AUD
PEUGEOT		36	0.18%	531,298.77 AUD	0.13%	-	- AUD	10	211,127.35 AUD	26	320,171.42 AUD
FIAT		27	0.13%	444,921.06 AUD	0.11%	-	- AUD	10	192,399.20 AUD	17	252,521.86 AUD
LDV		20	0.10%	321,121.82 AUD	0.08%	-	- AUD	14	211,906.19 AUD	6	109,215.63 AUD
ROLLS-ROYCE		1	0.00%	424,436.20 AUD	0.10%	-	- AUD	1	424,436.20 AUD	-	- AUD
MINI		9	0.04%	224,583.03 AUD	0.05%	-	- AUD	2	77,034.32 AUD	7	147,548.71 AUD
TESLA		3	0.01%	231,141.04 AUD	0.06%	-	- AUD	3	231,141.04 AUD	-	- AUD
ASTON MARTIN		1	0.00%	307,011.97 AUD	0.07%	-	- AUD	1	307,011.97 AUD	-	- AUD
DODGE		9	0.04%	137,352.18 AUD	0.03%	-	- AUD	2	25,981.76 AUD	7	111,370.42 AUD
FOTON		11	0.05%	177,546.78 AUD	0.04%	-	- AUD	1	3,898.85 AUD	10	173,647.93 AUD
GREAT WALL		11	0.05%	136,828.81 AUD	0.03%	-	- AUD	4	14,376.73 AUD	7	122,452.08 AUD
CITROEN		6	0.03%	42,840.87 AUD	0.01%	-	- AUD	3	15,437.08 AUD	3	27,403.79 AUD
HAVAL		3	0.01%	74,928.97 AUD	0.02%	-	- AUD	2	44,486.55 AUD	1	30,442.42 AUD
SSANGYONG		1	0.00%	11,549.04 AUD	0.00%	-	- AUD	-	- AUD	1	11,549.04 AUD
MAHINDRA		2	0.01%	46,522.17 AUD	0.01%	-	- AUD	2	46,522.17 AUD	-	- AUD
JMC		-	0.00%	- AUD	0.00%	-	- AUD	-	- AUD	-	- AUD
HUMMER		1	0.00%	10,763.65 AUD	0.00%	-	- AUD	-	- AUD	1	10,763.65 AUD
OPEL		-	0.00%	- AUD	0.00%	-	- AUD	-	- AUD	-	- AUD
SAAB		-	0.00%	- AUD	0.00%	-	- AUD	-	- AUD	-	- AUD
TATA		-	0.00%	- AUD	0.00%	-	- AUD	-	- AUD	-	- AUD
<b>Other Vehicles</b>	<b>SubTotal</b>	<b>9,081</b>	<b>44.41%</b>	<b>181,887,779.91 AUD</b>	<b>44.24%</b>	<b>3</b>	<b>85,575.81 AUD</b>	<b>2,452</b>	<b>64,275,289.58 AUD</b>	<b>6,626</b>	<b>117,526,914.52 AUD</b>
<b>Total</b>		<b>20,449</b>	<b>100.00%</b>	<b>411,149,931.88 AUD</b>	<b>100.00%</b>	<b>12</b>	<b>341,014.77 AUD</b>	<b>6,272</b>	<b>166,754,639.42 AUD</b>	<b>14,165</b>	<b>244,054,277.69 AUD</b>



Pool Data VII

Distribution by Vehicle Brand and Models

Total Portfolio						Balloon				Vehicle Status			
Make	Model	Number of Contracts	Percentage of Contracts	Outstanding Discounted Receivables Balance	Percentage of Balance	Balloon		No Balloon		New		Used	
						Number of Contracts	Outstanding Discounted Receivables Balance	Number of Contracts	Outstanding Discounted Receivables Balance	Number of Contracts	Outstanding Discounted Receivables Balance	Number of Contracts	Outstanding Discounted Receivables Balance
Other Vehicles													
HOLDEN		1,116	5.46%	22,116,917.81 AUD	5.38%	171	5,267,401.36 AUD	945	16,849,516.45 AUD	639	15,240,203.20 AUD	477	6,876,714.61 AUD
MITSUBISHI		1,113	5.44%	19,172,311.43 AUD	4.66%	172	4,129,524.60 AUD	941	15,042,786.83 AUD	798	15,107,792.64 AUD	315	4,064,518.79 AUD
FORD		818	4.00%	18,207,065.78 AUD	4.43%	166	5,432,777.08 AUD	652	12,774,288.70 AUD	457	12,908,056.42 AUD	361	5,299,009.36 AUD
MAZDA		918	4.49%	15,052,471.42 AUD	3.66%	152	3,642,303.08 AUD	766	11,410,168.34 AUD	687	12,302,290.41 AUD	231	2,750,181.01 AUD
SUBARU		740	3.62%	12,732,975.16 AUD	3.10%	168	3,859,236.19 AUD	572	8,873,738.97 AUD	563	10,312,975.72 AUD	177	2,419,999.44 AUD
TOYOTA		590	2.89%	10,900,518.73 AUD	2.65%	83	2,367,562.95 AUD	507	8,532,955.78 AUD	136	3,490,642.46 AUD	454	7,409,876.27 AUD
HYUNDAI		675	3.30%	10,101,623.11 AUD	2.46%	77	1,722,946.92 AUD	598	8,378,676.19 AUD	465	7,766,780.76 AUD	210	2,334,842.35 AUD
NISSAN		564	2.76%	9,670,424.04 AUD	2.35%	83	2,155,383.89 AUD	481	7,515,040.15 AUD	302	6,149,422.61 AUD	262	3,521,001.43 AUD
LAND ROVER		272	1.33%	12,823,431.58 AUD	3.12%	160	9,570,235.22 AUD	112	3,253,196.36 AUD	210	11,322,930.56 AUD	62	1,500,501.02 AUD
HONDA		537	2.63%	8,030,810.28 AUD	1.95%	71	1,503,275.70 AUD	466	6,527,534.58 AUD	458	7,206,831.43 AUD	79	823,978.85 AUD
BMW		230	1.12%	6,408,774.94 AUD	1.56%	90	3,537,432.56 AUD	140	2,871,342.38 AUD	106	3,864,837.01 AUD	124	2,543,937.93 AUD
KIA		347	1.70%	5,360,957.90 AUD	1.30%	31	704,278.85 AUD	316	4,656,679.05 AUD	258	4,379,426.44 AUD	89	981,531.46 AUD
MERCEDES-BENZ		136	0.67%	4,628,245.57 AUD	1.13%	68	3,194,967.82 AUD	68	1,433,277.75 AUD	49	2,320,799.56 AUD	87	2,307,446.01 AUD
JEEP		161	0.79%	3,725,629.45 AUD	0.91%	39	1,220,602.64 AUD	122	2,505,026.81 AUD	68	2,169,573.54 AUD	93	1,556,055.91 AUD
ISUZU		145	0.71%	3,712,504.06 AUD	0.90%	35	1,124,653.98 AUD	110	2,587,850.08 AUD	120	3,238,169.42 AUD	25	474,334.64 AUD
SUZUKI		230	1.12%	2,643,204.95 AUD	0.64%	4	68,211.97 AUD	226	2,574,992.98 AUD	185	2,287,752.06 AUD	45	355,452.89 AUD
RENAULT		138	0.67%	2,522,710.17 AUD	0.61%	45	1,029,635.80 AUD	93	1,493,074.37 AUD	121	2,321,014.01 AUD	17	201,696.16 AUD
MASERATI		31	0.15%	3,198,465.49 AUD	0.78%	28	2,923,328.52 AUD	3	275,136.97 AUD	31	3,198,465.49 AUD	-	- AUD
JAGUAR		45	0.22%	2,079,867.15 AUD	0.51%	27	1,547,285.17 AUD	18	532,581.98 AUD	42	1,975,222.90 AUD	3	104,644.25 AUD
VOLVO		53	0.26%	1,447,415.86 AUD	0.35%	23	935,047.35 AUD	30	512,368.51 AUD	36	1,199,354.87 AUD	17	248,060.99 AUD
FERRARI		6	0.03%	1,247,636.14 AUD	0.30%	6	1,247,636.14 AUD	-	- AUD	2	420,667.87 AUD	4	826,968.27 AUD
ALFA ROMEO		25	0.12%	987,034.34 AUD	0.24%	16	868,311.84 AUD	9	118,722.50 AUD	21	952,914.87 AUD	4	34,119.47 AUD
MCLAREN		3	0.01%	819,013.79 AUD	0.20%	3	819,013.79 AUD	-	- AUD	3	819,013.79 AUD	-	- AUD
LEXUS		31	0.15%	590,474.50 AUD	0.14%	9	263,228.43 AUD	22	327,246.07 AUD	2	85,003.75 AUD	29	505,470.75 AUD
CHRYSLER		16	0.08%	584,449.90 AUD	0.14%	4	331,688.74 AUD	12	252,761.16 AUD	7	416,614.02 AUD	9	167,835.88 AUD
PEUGEOT		36	0.18%	531,298.77 AUD	0.13%	5	101,871.98 AUD	31	429,426.79 AUD	24	398,196.11 AUD	12	133,102.66 AUD
FIAT		27	0.13%	444,921.06 AUD	0.11%	11	219,650.83 AUD	16	225,270.23 AUD	21	385,041.35 AUD	6	59,879.71 AUD
LDV		20	0.10%	321,121.82 AUD	0.08%	5	90,805.93 AUD	15	230,315.89 AUD	19	307,345.17 AUD	1	13,776.65 AUD
ROLLS-ROYCE		1	0.00%	424,436.20 AUD	0.10%	1	424,436.20 AUD	-	- AUD	1	424,436.20 AUD	-	- AUD
MINI		9	0.04%	224,583.03 AUD	0.05%	2	98,362.95 AUD	7	126,220.08 AUD	3	138,521.45 AUD	6	86,061.58 AUD
TESLA		3	0.01%	231,141.04 AUD	0.06%	2	188,773.11 AUD	1	42,367.93 AUD	3	231,141.04 AUD	-	- AUD
ASTON MARTIN		1	0.00%	307,011.97 AUD	0.07%	1	307,011.97 AUD	-	- AUD	1	307,011.97 AUD	-	- AUD
DODGE		9	0.04%	137,352.18 AUD	0.03%	-	- AUD	9	137,352.18 AUD	1	22,468.72 AUD	8	114,883.46 AUD
FOTON		11	0.05%	177,546.78 AUD	0.04%	1	16,430.32 AUD	10	161,116.46 AUD	10	164,518.58 AUD	1	13,028.20 AUD
GREAT WALL		11	0.05%	136,828.81 AUD	0.03%	-	- AUD	11	136,828.81 AUD	6	118,839.17 AUD	5	17,989.64 AUD
CITROEN		6	0.03%	42,840.87 AUD	0.01%	-	- AUD	6	42,840.87 AUD	4	27,719.61 AUD	2	15,121.26 AUD
HAVAL		3	0.01%	74,928.97 AUD	0.02%	1	26,495.80 AUD	2	48,433.17 AUD	3	74,928.97 AUD	-	- AUD
SSANGYONG		1	0.00%	11,549.04 AUD	0.00%	-	- AUD	1	11,549.04 AUD	-	- AUD	1	11,549.04 AUD
MAHINDRA		2	0.01%	46,522.17 AUD	0.01%	1	27,216.51 AUD	1	19,305.66 AUD	2	46,522.17 AUD	-	- AUD
JMC		-	0.00%	- AUD	0.00%	-	- AUD	-	- AUD	-	- AUD	-	- AUD
HUMMER		1	0.00%	10,763.65 AUD	0.00%	-	- AUD	1	10,763.65 AUD	-	- AUD	1	10,763.65 AUD
OPEL		-	0.00%	- AUD	0.00%	-	- AUD	-	- AUD	-	- AUD	-	- AUD
SAAB		-	0.00%	- AUD	0.00%	-	- AUD	-	- AUD	-	- AUD	-	- AUD
TATA		-	0.00%	- AUD	0.00%	-	- AUD	-	- AUD	-	- AUD	-	- AUD
Other Vehicles	SubTotal	9,081	44.41%	181,887,779.91 AUD	44.24%	1,761	60,967,026.19 AUD	7,320	120,920,753.72 AUD	5,864	134,103,446.32 AUD	3,217	47,784,333.59 AUD
<b>Total</b>		<b>20,449</b>	<b>100.00%</b>	<b>411,149,931.88 AUD</b>	<b>100.00%</b>	<b>5,395</b>	<b>174,742,810.02 AUD</b>	<b>15,054</b>	<b>236,407,121.86 AUD</b>	<b>15,782</b>	<b>339,441,097.48 AUD</b>	<b>4,667</b>	<b>71,708,834.00 AUD</b>



Pool Data VIII

Region

Region	Total Portfolio				Product Type					
	Number of Contracts	Percentage of Contracts	Outstanding Discounted Receivables Balance	Percentage of Balance	Hire Purchase		Chattel Mortgage		Consumer Loan	
					Number of Contracts	Outstanding Discounted Receivables Balance	Number of Contracts	Outstanding Discounted Receivables Balance	Number of Contracts	Outstanding Discounted Receivables Balance
Australian Capital Territory	825	4.03%	16,438,477.72 AUD	4.00%	-	- AUD	174	4,636,018.05 AUD	651	11,802,459.67 AUD
New South Wales	7,539	36.87%	155,412,431.96 AUD	37.80%	8	273,005.41 AUD	2,591	69,407,557.41 AUD	4,940	85,731,869.14 AUD
Northern Territory	102	0.50%	1,998,574.07 AUD	0.49%	-	- AUD	15	443,650.21 AUD	87	1,554,923.86 AUD
Queensland	4,003	19.58%	81,370,320.94 AUD	19.79%	-	- AUD	1,132	30,178,333.40 AUD	2,871	51,191,987.54 AUD
South Australia	625	3.06%	10,577,423.77 AUD	2.57%	-	- AUD	192	4,578,009.76 AUD	433	5,999,414.01 AUD
Tasmania	725	3.55%	12,593,644.04 AUD	3.06%	-	- AUD	178	3,777,281.75 AUD	547	8,816,362.29 AUD
Victoria	4,940	24.16%	103,834,715.24 AUD	25.25%	4	68,009.36 AUD	1,580	45,057,454.09 AUD	3,356	58,709,251.79 AUD
Western Australia	1,690	8.26%	28,924,344.14 AUD	7.03%	-	- AUD	410	8,676,334.75 AUD	1,280	20,248,009.39 AUD
<b>Total</b>	<b>20,449</b>	<b>100.00%</b>	<b>411,149,931.88 AUD</b>	<b>100.00%</b>	<b>12</b>	<b>341,014.77 AUD</b>	<b>6,272</b>	<b>166,754,639.42 AUD</b>	<b>14,165</b>	<b>244,054,277.69 AUD</b>

Pool Data VIII

Region

Region	Total Portfolio				Balloon				Vehicle Status			
	Number of Contracts	Percentage of Contracts	Outstanding Discounted Receivables Balance	Percentage of Balance	Balloon		No Balloon		New		Used	
					Number of Contracts	Outstanding Discounted Receivables Balance	Number of Contracts	Outstanding Discounted Receivables Balance	Number of Contracts	Outstanding Discounted Receivables Balance	Number of Contracts	Outstanding Discounted Receivables Balance
Australian Capital Territory	825	4.03%	16,438,477.72 AUD	4.00%	161	5,996,604.51 AUD	664	10,441,873.21 AUD	607	13,264,235.92 AUD	218	3,174,241.80 AUD
New South Wales	7,539	36.87%	155,412,431.96 AUD	37.80%	2,185	70,747,596.20 AUD	5,354	84,664,835.76 AUD	6,087	132,393,447.57 AUD	1,452	23,018,984.39 AUD
Northern Territory	102	0.50%	1,998,574.07 AUD	0.49%	5	272,233.46 AUD	97	1,726,340.61 AUD	64	1,387,234.68 AUD	38	611,339.39 AUD
Queensland	4,003	19.58%	81,370,320.94 AUD	19.79%	949	31,176,321.46 AUD	3,054	50,193,999.48 AUD	3,113	66,670,940.98 AUD	890	14,699,379.96 AUD
South Australia	625	3.06%	10,577,423.77 AUD	2.57%	134	4,049,507.15 AUD	491	6,527,916.62 AUD	515	9,087,620.67 AUD	110	1,489,803.10 AUD
Tasmania	725	3.55%	12,593,644.04 AUD	3.06%	86	2,327,504.02 AUD	639	10,266,140.02 AUD	373	7,711,285.26 AUD	352	4,882,358.78 AUD
Victoria	4,940	24.16%	103,834,715.24 AUD	25.25%	1,607	52,610,778.93 AUD	3,333	51,223,936.31 AUD	3,926	88,497,523.55 AUD	1,014	15,337,191.69 AUD
Western Australia	1,690	8.26%	28,924,344.14 AUD	7.03%	268	7,562,264.29 AUD	1,422	21,362,079.85 AUD	1,097	20,428,808.85 AUD	593	8,495,535.29 AUD
<b>Total</b>	<b>20,449</b>	<b>100.00%</b>	<b>411,149,931.88 AUD</b>	<b>100.00%</b>	<b>5,395</b>	<b>174,742,810.02 AUD</b>	<b>15,054</b>	<b>236,407,121.86 AUD</b>	<b>15,782</b>	<b>339,441,097.48 AUD</b>	<b>4,667</b>	<b>71,708,834.40 AUD</b>

**Individual Hardship Extensions\***

Individual Extensions Approved For After Poolcut*	Number of Contracts	Percentage of Contracts	Outstanding Discounted Receivables Balance	Percentage of Balance
None	20,252	99.04%	406,491,501.99 AUD	98.87%
1	174	0.85%	3,924,952.61 AUD	0.95%
2	22	0.11%	716,575.36 AUD	0.17%
3	1	0.00%	16,901.92 AUD	0.00%
<b>Total</b>	<b>20,449</b>	<b>100.00%</b>	<b>411,149,931.88 AUD</b>	<b>100.00%</b>

\*Individual Hardship Extensions Approved For After Poolcut For Contracts Active At End of Reporting Period

Engine Type

Engine Type	Total Portfolio				Product Type					
	Number of Contracts	Percentage of Contracts	Outstanding Discounted Receivables Balance	Percentage of Balance	Hire Purchase		Chattel Mortgage		Consumer Loan	
					Number of Contracts	Outstanding Discounted Receivables Balance	Number of Contracts	Outstanding Discounted Receivables Balance	Number of Contracts	Outstanding Discounted Receivables Balance
EA 189 (Unfixed)	63	0.31%	689,758.42 AUD	0.17%	2	7,511.40 AUD	18	186,843.36 AUD	43	495,403.66 AUD
Other	20,386	99.69%	410,460,173.46 AUD	99.83%	10	333,503.37 AUD	6,254	166,567,796.06 AUD	14,122	243,558,874.03 AUD
<b>Total</b>	<b>20,449</b>	<b>100.00%</b>	<b>411,149,931.88 AUD</b>	<b>100.00%</b>	<b>12</b>	<b>341,014.77 AUD</b>	<b>6,272</b>	<b>166,754,639.42 AUD</b>	<b>14,165</b>	<b>244,054,277.69 AUD</b>

Engine Type

Engine Type	Total Portfolio				Balloon				Vehicle Status			
	Number of Contracts	Percentage of Contracts	Outstanding Discounted Receivables Balance	Percentage of Balance	Balloon		No Balloon		New		Used	
					Number of Contracts	Outstanding Discounted Receivables Balance	Number of Contracts	Outstanding Discounted Receivables Balance	Number of Contracts	Outstanding Discounted Receivables Balance	Number of Contracts	Outstanding Discounted Receivables Balance
EA 189 (Unfixed)	63	0.31%	689,758.42 AUD	0.17%	8	135,572.17 AUD	55	554,186.25 AUD	18	193,440.96 AUD	45	496,317.46 AUD
Other	20,386	99.69%	410,460,173.46 AUD	99.83%	5,387	174,607,237.85 AUD	14,999	235,852,935.61 AUD	15,764	339,247,656.52 AUD	4,622	71,212,516.94 AUD
<b>Total</b>	<b>20,449</b>	<b>100.00%</b>	<b>411,149,931.88 AUD</b>	<b>100.00%</b>	<b>5,395</b>	<b>174,742,810.02 AUD</b>	<b>15,054</b>	<b>236,407,121.86 AUD</b>	<b>15,782</b>	<b>339,441,097.48 AUD</b>	<b>4,667</b>	<b>71,708,834.40 AUD</b>





Contract Level Data Net Salvage Recoveries By Contract By Month

No.	Month / Year of Origination	Month / Year of Net Salvage	Apr-18	May-18	Jun-18	Jul-18	Aug-18	Sep-18	Oct-18	Nov-18	Dec-18	Jan-19	Feb-19	Mar-19
1	03/2017	06/2018	- AUD	- AUD	- AUD	- AUD	- AUD	- AUD	- AUD	- AUD	- AUD	- AUD	- AUD	- AUD
2	03/2017	08/2018	- AUD	- AUD	- AUD	- AUD	- AUD	1,131.31	- AUD	- AUD	- AUD	- AUD	- AUD	- AUD
3	02/2017	09/2018	- AUD	- AUD	- AUD	- AUD	- AUD	- AUD	- AUD	- AUD	- AUD	772.64	- AUD	- AUD
4	04/2017	09/2018	- AUD	- AUD	- AUD	- AUD	- AUD	- AUD	- AUD	- AUD	- AUD	- AUD	- AUD	500.00
5	04/2017	09/2018	- AUD	- AUD	- AUD	- AUD	- AUD	- AUD	- AUD	4,307.43	- AUD	- AUD	- AUD	- AUD
6	08/2016	10/2018	- AUD	- AUD	- AUD	- AUD	- AUD	- AUD	- AUD	- AUD	400.00	- AUD	400.00	400.00
7	11/2016	10/2018	- AUD	- AUD	- AUD	- AUD	- AUD	- AUD	- AUD	- AUD	- AUD	- AUD	- AUD	- AUD
8	02/2017	10/2018	- AUD	- AUD	- AUD	- AUD	- AUD	- AUD	- AUD	- AUD	- AUD	- AUD	- AUD	- AUD
9	05/2017	10/2018	- AUD	- AUD	- AUD	- AUD	- AUD	- AUD	- AUD	- AUD	- AUD	- AUD	- AUD	- AUD
10	06/2017	10/2018	- AUD	- AUD	- AUD	- AUD	- AUD	- AUD	- AUD	- AUD	- AUD	- AUD	- AUD	- AUD
11	09/2017	10/2018	- AUD	- AUD	- AUD	- AUD	- AUD	- AUD	- AUD	- AUD	- AUD	- AUD	- AUD	- AUD
12	05/2014	11/2018	- AUD	- AUD	- AUD	- AUD	- AUD	- AUD	- AUD	- AUD	- AUD	300.00	- AUD	300.00
13	03/2016	11/2018	- AUD	- AUD	- AUD	- AUD	- AUD	- AUD	- AUD	- AUD	10,519.72	14,889.43	- AUD	- AUD
14	11/2016	11/2018	- AUD	- AUD	- AUD	- AUD	- AUD	- AUD	- AUD	- AUD	- AUD	- AUD	- AUD	- AUD
15	05/2017	11/2018	- AUD	- AUD	- AUD	- AUD	- AUD	- AUD	- AUD	- AUD	- AUD	3,058.34	- AUD	- AUD
16	07/2017	11/2018	- AUD	- AUD	- AUD	- AUD	- AUD	- AUD	- AUD	- AUD	- AUD	- AUD	- AUD	660.73
17	08/2017	11/2018	- AUD	- AUD	- AUD	- AUD	- AUD	- AUD	- AUD	- AUD	- AUD	2,211.78	- AUD	- AUD
18	07/2011	12/2018	- AUD	- AUD	- AUD	- AUD	- AUD	- AUD	- AUD	- AUD	- AUD	- AUD	- AUD	- AUD
19	01/2012	12/2018	- AUD	- AUD	- AUD	- AUD	- AUD	- AUD	- AUD	- AUD	- AUD	(1,014.97)	- AUD	- AUD
20	08/2012	12/2018	- AUD	- AUD	- AUD	- AUD	- AUD	- AUD	- AUD	- AUD	- AUD	512.07	500.00	500.00
21	10/2013	12/2018	- AUD	- AUD	- AUD	- AUD	- AUD	- AUD	- AUD	- AUD	- AUD	- AUD	- AUD	- AUD
22	10/2013	12/2018	- AUD	- AUD	- AUD	- AUD	- AUD	- AUD	- AUD	- AUD	- AUD	- AUD	- AUD	- AUD
23	03/2015	12/2018	- AUD	- AUD	- AUD	- AUD	- AUD	- AUD	- AUD	- AUD	- AUD	83.81	- AUD	- AUD
24	09/2015	12/2018	- AUD	- AUD	- AUD	- AUD	- AUD	- AUD	- AUD	- AUD	- AUD	1,193.35	- AUD	17,904.70
25	07/2016	12/2018	- AUD	- AUD	- AUD	- AUD	- AUD	- AUD	- AUD	- AUD	- AUD	- AUD	1,400.21	6,387.25
26	08/2016	12/2018	- AUD	- AUD	- AUD	- AUD	- AUD	- AUD	- AUD	- AUD	- AUD	1,272.34	- AUD	20,851.75
27	02/2017	12/2018	- AUD	- AUD	- AUD	- AUD	- AUD	- AUD	- AUD	- AUD	- AUD	- AUD	1,770.99	- AUD
28	06/2017	12/2018	- AUD	- AUD	- AUD	- AUD	- AUD	- AUD	- AUD	- AUD	- AUD	1,181.80	- AUD	- AUD
29	07/2017	12/2018	- AUD	- AUD	- AUD	- AUD	- AUD	- AUD	- AUD	- AUD	- AUD	- AUD	- AUD	- AUD
30	07/2017	12/2018	- AUD	- AUD	- AUD	- AUD	- AUD	- AUD	- AUD	- AUD	- AUD	- AUD	1,101.67	- AUD
31	08/2017	12/2018	- AUD	- AUD	- AUD	- AUD	- AUD	- AUD	- AUD	- AUD	- AUD	5,075.69	(6,359.66)	- AUD
32	08/2017	12/2018	- AUD	- AUD	- AUD	- AUD	- AUD	- AUD	- AUD	- AUD	- AUD	- AUD	- AUD	2,650.18
33	06/2015	01/2019	- AUD	- AUD	- AUD	- AUD	- AUD	- AUD	- AUD	- AUD	- AUD	- AUD	66.07	- AUD
34	11/2016	01/2019	- AUD	- AUD	- AUD	- AUD	- AUD	- AUD	- AUD	- AUD	- AUD	- AUD	(119.53)	- AUD
35	05/2017	01/2019	- AUD	- AUD	- AUD	- AUD	- AUD	- AUD	- AUD	- AUD	- AUD	- AUD	1,478.48	- AUD
36	04/2017	01/2019	- AUD	- AUD	- AUD	- AUD	- AUD	- AUD	- AUD	- AUD	- AUD	- AUD	3,705.00	- AUD
37	12/2017	01/2019	- AUD	- AUD	- AUD	- AUD	- AUD	- AUD	- AUD	- AUD	- AUD	- AUD	1,975.99	- AUD
38	06/2012	02/2019	- AUD	- AUD	- AUD	- AUD	- AUD	- AUD	- AUD	- AUD	- AUD	- AUD	- AUD	- AUD
39	12/2013	02/2019	- AUD	- AUD	- AUD	- AUD	- AUD	- AUD	- AUD	- AUD	- AUD	- AUD	(88.97)	- AUD
40	08/2013	03/2019	- AUD	- AUD	- AUD	- AUD	- AUD	- AUD	- AUD	- AUD	- AUD	- AUD	- AUD	- AUD
41	02/2014	03/2019	- AUD	- AUD	- AUD	- AUD	- AUD	- AUD	- AUD	- AUD	- AUD	- AUD	- AUD	- AUD
42	04/2014	03/2019	- AUD	- AUD	- AUD	- AUD	- AUD	- AUD	- AUD	- AUD	- AUD	- AUD	- AUD	- AUD
43	05/2015	03/2019	- AUD	- AUD	- AUD	- AUD	- AUD	- AUD	- AUD	- AUD	- AUD	- AUD	- AUD	- AUD
44	06/2016	03/2019	- AUD	- AUD	- AUD	- AUD	- AUD	- AUD	- AUD	- AUD	- AUD	- AUD	- AUD	- AUD
45	07/2016	03/2019	- AUD	- AUD	- AUD	- AUD	- AUD	- AUD	- AUD	- AUD	- AUD	- AUD	- AUD	- AUD
46	07/2016	03/2019	- AUD	- AUD	- AUD	- AUD	- AUD	- AUD	- AUD	- AUD	- AUD	- AUD	- AUD	- AUD
47	10/2016	03/2019	- AUD	- AUD	- AUD	- AUD	- AUD	- AUD	- AUD	- AUD	- AUD	- AUD	- AUD	- AUD
48	11/2016	03/2019	- AUD	- AUD	- AUD	- AUD	- AUD	- AUD	- AUD	- AUD	- AUD	- AUD	- AUD	- AUD
49	04/2017	03/2019	- AUD	- AUD	- AUD	- AUD	- AUD	- AUD	- AUD	- AUD	- AUD	- AUD	- AUD	- AUD
50	04/2017	03/2019	- AUD	- AUD	- AUD	- AUD	- AUD	- AUD	- AUD	- AUD	- AUD	- AUD	- AUD	- AUD
51	05/2017	03/2019	- AUD	- AUD	- AUD	- AUD	- AUD	- AUD	- AUD	- AUD	- AUD	- AUD	- AUD	- AUD
52	05/2017	03/2019	- AUD	- AUD	- AUD	- AUD	- AUD	- AUD	- AUD	- AUD	- AUD	- AUD	- AUD	- AUD
53	07/2017	03/2019	- AUD	- AUD	- AUD	- AUD	- AUD	- AUD	- AUD	- AUD	- AUD	- AUD	- AUD	- AUD
54	08/2017	03/2019	- AUD	- AUD	- AUD	- AUD	- AUD	- AUD	- AUD	- AUD	- AUD	- AUD	- AUD	- AUD
55	10/2015	04/2019	- AUD	- AUD	- AUD	- AUD	- AUD	- AUD	- AUD	- AUD	- AUD	- AUD	- AUD	- AUD
56	07/2016	04/2019	- AUD	- AUD	- AUD	- AUD	- AUD	- AUD	- AUD	- AUD	- AUD	- AUD	- AUD	- AUD
57	11/2016	04/2019	- AUD	- AUD	- AUD	- AUD	- AUD	- AUD	- AUD	- AUD	- AUD	- AUD	- AUD	- AUD
58	12/2016	04/2019	- AUD	- AUD	- AUD	- AUD	- AUD	- AUD	- AUD	- AUD	- AUD	- AUD	- AUD	- AUD
59	03/2017	04/2019	- AUD	- AUD	- AUD	- AUD	- AUD	- AUD	- AUD	- AUD	- AUD	- AUD	- AUD	- AUD
60	04/2017	04/2019	- AUD	- AUD	- AUD	- AUD	- AUD	- AUD	- AUD	- AUD	- AUD	- AUD	- AUD	- AUD
61	06/2017	04/2019	- AUD	- AUD	- AUD	- AUD	- AUD	- AUD	- AUD	- AUD	- AUD	- AUD	- AUD	- AUD
62	06/2017	04/2019	- AUD	- AUD	- AUD	- AUD	- AUD	- AUD	- AUD	- AUD	- AUD	- AUD	- AUD	- AUD
63	11/2013	05/2019	- AUD	- AUD	- AUD	- AUD	- AUD	- AUD	- AUD	- AUD	- AUD	- AUD	- AUD	- AUD
64	06/2015	05/2019	- AUD	- AUD	- AUD	- AUD	- AUD	- AUD	- AUD	- AUD	- AUD	- AUD	- AUD	- AUD
65	11/2016	05/2019	- AUD	- AUD	- AUD	- AUD	- AUD	- AUD	- AUD	- AUD	- AUD	- AUD	- AUD	- AUD
66	12/2016	05/2019	- AUD	- AUD	- AUD	- AUD	- AUD	- AUD	- AUD	- AUD	- AUD	- AUD	- AUD	- AUD
67	12/2016	05/2019	- AUD	- AUD	- AUD	- AUD	- AUD	- AUD	- AUD	- AUD	- AUD	- AUD	- AUD	- AUD
68	05/2017	05/2019	- AUD	- AUD	- AUD	- AUD	- AUD	- AUD	- AUD	- AUD	- AUD	- AUD	- AUD	- AUD
69	05/2017	05/2019	- AUD	- AUD	- AUD	- AUD	- AUD	- AUD	- AUD	- AUD	- AUD	- AUD	- AUD	- AUD
70	05/2017	05/2019	- AUD	- AUD	- AUD	- AUD	- AUD	- AUD	- AUD	- AUD	- AUD	- AUD	- AUD	- AUD
71	05/2017	05/2019	- AUD	- AUD	- AUD	- AUD	- AUD	- AUD	- AUD	- AUD	- AUD	- AUD	- AUD	- AUD
72	05/2017	05/2019	- AUD	- AUD	- AUD	- AUD	- AUD	- AUD	- AUD	- AUD	- AUD	- AUD	- AUD	- AUD
73	07/2017	05/2019	- AUD	- AUD	- AUD	- AUD	- AUD	- AUD	- AUD	- AUD	- AUD	- AUD	- AUD	- AUD
74	05/2014	06/2019	- AUD	- AUD	- AUD	- AUD	- AUD	- AUD	- AUD	- AUD	- AUD	- AUD	- AUD	- AUD
75	02/2015	06/2019	- AUD	- AUD	- AUD	- AUD	- AUD	- AUD	- AUD	- AUD	- AUD	- AUD	- AUD	- AUD





Contract Level Data Net Salvage Recoveries By Contract By Month

No.	Month / Year of Origination	Month / Year of Net Salvage	Apr-19	May-19	Jun-19	Jul-19	Aug-19	Sep-19	Oct-19	Nov-19	Dec-19	Jan-20	Feb-20	Mar-20
1	03/2017	06/2018	- AUD	- AUD	- AUD	- AUD	- AUD	- AUD	- AUD	- AUD	- AUD	- AUD	- AUD	- AUD
2	03/2017	08/2018	- AUD	- AUD	- AUD	- AUD	- AUD	- AUD	- AUD	- AUD	- AUD	- AUD	- AUD	- AUD
3	02/2017	09/2018	- AUD	- AUD	- AUD	- AUD	- AUD	- AUD	- AUD	- AUD	- AUD	- AUD	- AUD	- AUD
4	04/2017	09/2018	- AUD	1,500.00 AUD	- AUD	1,000.00 AUD	- AUD	- AUD	- AUD	- AUD	- AUD	- AUD	- AUD	- AUD
5	04/2017	09/2018	- AUD	- AUD	- AUD	- AUD	- AUD	- AUD	- AUD	- AUD	- AUD	- AUD	- AUD	- AUD
6	08/2016	10/2018	- AUD	400.00 AUD	400.00 AUD	400.00 AUD	400.00 AUD	400.00 AUD	800.00 AUD	- AUD	- AUD	- AUD	- AUD	- AUD
7	11/2016	10/2018	- AUD	- AUD	- AUD	- AUD	- AUD	- AUD	- AUD	- AUD	- AUD	- AUD	- AUD	- AUD
8	02/2017	10/2018	- AUD	- AUD	- AUD	- AUD	- AUD	- AUD	- AUD	- AUD	- AUD	- AUD	- AUD	- AUD
9	05/2017	10/2018	- AUD	100.00 AUD	200.00 AUD	50.00 AUD	- AUD	- AUD	- AUD	- AUD	- AUD	- AUD	- AUD	- AUD
10	06/2017	10/2018	- AUD	- AUD	- AUD	- AUD	- AUD	- AUD	- AUD	- AUD	- AUD	- AUD	- AUD	- AUD
11	09/2017	10/2018	100.00 AUD	250.00 AUD	50.00 AUD	50.00 AUD	50.00 AUD	- AUD	- AUD	- AUD	- AUD	- AUD	- AUD	- AUD
12	05/2014	11/2018	- AUD	- AUD	- AUD	- AUD	- AUD	- AUD	- AUD	- AUD	- AUD	- AUD	- AUD	- AUD
13	03/2016	11/2018	- AUD	- AUD	- AUD	- AUD	- AUD	- AUD	- AUD	- AUD	- AUD	- AUD	- AUD	- AUD
14	11/2016	11/2018	- AUD	- AUD	- AUD	- AUD	150.00 AUD	200.00 AUD	- AUD	- AUD	- AUD	- AUD	- AUD	- AUD
15	05/2017	11/2018	- AUD	- AUD	- AUD	- AUD	- AUD	- AUD	- AUD	- AUD	- AUD	- AUD	- AUD	- AUD
16	07/2017	11/2018	- AUD	- AUD	- AUD	- AUD	- AUD	- AUD	- AUD	- AUD	- AUD	- AUD	- AUD	- AUD
17	08/2017	11/2018	- AUD	- AUD	- AUD	- AUD	- AUD	- AUD	- AUD	- AUD	- AUD	- AUD	- AUD	- AUD
18	07/2011	12/2018	- AUD	- AUD	- AUD	- AUD	- AUD	- AUD	- AUD	- AUD	- AUD	- AUD	- AUD	- AUD
19	01/2012	12/2018	- AUD	- AUD	- AUD	- AUD	- AUD	- AUD	- AUD	- AUD	- AUD	- AUD	- AUD	- AUD
20	08/2012	12/2018	500.00 AUD	500.00 AUD	500.00 AUD	397.50 AUD	500.00 AUD	500.00 AUD	- AUD	- AUD	- AUD	- AUD	- AUD	- AUD
21	10/2013	12/2018	- AUD	- AUD	3,950.01 AUD	- AUD	(164.00) AUD	- AUD	- AUD	- AUD	- AUD	- AUD	- AUD	- AUD
22	10/2013	12/2018	- AUD	- AUD	- AUD	500.00 AUD	500.00 AUD	1,000.00 AUD	- AUD	- AUD	- AUD	- AUD	- AUD	- AUD
23	03/2015	12/2018	- AUD	- AUD	- AUD	- AUD	- AUD	- AUD	- AUD	- AUD	- AUD	- AUD	- AUD	- AUD
24	09/2015	12/2018	- AUD	- AUD	- AUD	- AUD	- AUD	- AUD	- AUD	- AUD	- AUD	- AUD	- AUD	- AUD
25	07/2016	12/2018	- AUD	- AUD	- AUD	- AUD	- AUD	- AUD	- AUD	- AUD	- AUD	- AUD	- AUD	- AUD
26	08/2016	12/2018	- AUD	- AUD	- AUD	- AUD	- AUD	- AUD	- AUD	- AUD	- AUD	- AUD	- AUD	- AUD
27	02/2017	12/2018	- AUD	- AUD	- AUD	- AUD	- AUD	- AUD	- AUD	- AUD	- AUD	- AUD	- AUD	- AUD
28	06/2017	12/2018	- AUD	- AUD	- AUD	- AUD	- AUD	- AUD	- AUD	- AUD	- AUD	- AUD	- AUD	- AUD
29	07/2017	12/2018	- AUD	- AUD	- AUD	- AUD	- AUD	- AUD	- AUD	- AUD	- AUD	- AUD	- AUD	- AUD
30	07/2017	12/2018	- AUD	- AUD	- AUD	- AUD	- AUD	- AUD	- AUD	- AUD	- AUD	- AUD	- AUD	- AUD
31	08/2017	12/2018	- AUD	7,392.75 AUD	- AUD	- AUD	- AUD	- AUD	- AUD	- AUD	- AUD	- AUD	- AUD	- AUD
32	08/2017	12/2018	2,650.18 AUD	5,300.39 AUD	- AUD	- AUD	- AUD	- AUD	- AUD	- AUD	- AUD	- AUD	- AUD	- AUD
33	06/2015	01/2019	- AUD	- AUD	- AUD	- AUD	- AUD	- AUD	- AUD	- AUD	- AUD	- AUD	- AUD	- AUD
34	11/2016	01/2019	(3,654.59) AUD	- AUD	13,327.75 AUD	- AUD	- AUD	- AUD	- AUD	- AUD	- AUD	- AUD	- AUD	- AUD
35	05/2017	01/2019	- AUD	- AUD	- AUD	- AUD	- AUD	- AUD	- AUD	- AUD	- AUD	- AUD	- AUD	- AUD
36	04/2017	01/2019	- AUD	11,302.21 AUD	- AUD	- AUD	- AUD	- AUD	- AUD	- AUD	- AUD	- AUD	- AUD	- AUD
37	12/2017	01/2019	- AUD	- AUD	- AUD	- AUD	- AUD	- AUD	- AUD	- AUD	- AUD	- AUD	- AUD	- AUD
38	06/2012	02/2019	- AUD	- AUD	- AUD	- AUD	- AUD	- AUD	- AUD	- AUD	- AUD	- AUD	- AUD	- AUD
39	12/2013	02/2019	- AUD	- AUD	- AUD	- AUD	- AUD	- AUD	- AUD	- AUD	- AUD	- AUD	- AUD	- AUD
40	08/2013	03/2019	- AUD	- AUD	- AUD	- AUD	- AUD	- AUD	- AUD	- AUD	- AUD	- AUD	- AUD	- AUD
41	02/2014	03/2019	- AUD	- AUD	- AUD	- AUD	500.00 AUD	- AUD	- AUD	- AUD	- AUD	- AUD	- AUD	- AUD
42	04/2014	03/2019	54.29 AUD	4,200.00 AUD	- AUD	- AUD	- AUD	- AUD	- AUD	- AUD	- AUD	- AUD	- AUD	- AUD
43	05/2015	03/2019	- AUD	- AUD	- AUD	- AUD	- AUD	- AUD	- AUD	- AUD	- AUD	- AUD	- AUD	- AUD
44	06/2016	03/2019	- AUD	- AUD	- AUD	- AUD	- AUD	- AUD	- AUD	- AUD	- AUD	- AUD	- AUD	- AUD
45	07/2016	03/2019	446.24 AUD	- AUD	- AUD	- AUD	- AUD	- AUD	- AUD	- AUD	- AUD	- AUD	- AUD	- AUD
46	07/2016	03/2019	(603.07) AUD	- AUD	- AUD	- AUD	- AUD	- AUD	- AUD	- AUD	- AUD	- AUD	- AUD	- AUD
47	10/2016	03/2019	673.74 AUD	38,227.75 AUD	- AUD	(205.00) AUD	- AUD	- AUD	- AUD	- AUD	- AUD	- AUD	- AUD	- AUD
48	11/2016	03/2019	- AUD	- AUD	- AUD	- AUD	- AUD	- AUD	- AUD	- AUD	- AUD	- AUD	- AUD	- AUD
49	04/2017	03/2019	- AUD	- AUD	- AUD	- AUD	- AUD	- AUD	- AUD	- AUD	- AUD	- AUD	- AUD	- AUD
50	04/2017	03/2019	- AUD	- AUD	- AUD	- AUD	- AUD	- AUD	- AUD	- AUD	- AUD	- AUD	- AUD	- AUD
51	05/2017	03/2019	- AUD	- AUD	- AUD	- AUD	- AUD	- AUD	- AUD	- AUD	- AUD	- AUD	- AUD	- AUD
52	05/2017	03/2019	1,825.00 AUD	- AUD	- AUD	- AUD	- AUD	- AUD	- AUD	- AUD	- AUD	- AUD	- AUD	- AUD
53	07/2017	03/2019	- AUD	- AUD	- AUD	- AUD	- AUD	- AUD	- AUD	- AUD	- AUD	- AUD	- AUD	- AUD
54	08/2017	03/2019	- AUD	- AUD	- AUD	- AUD	- AUD	- AUD	- AUD	- AUD	- AUD	- AUD	- AUD	- AUD
55	10/2015	04/2019	- AUD	- AUD	- AUD	- AUD	- AUD	- AUD	- AUD	- AUD	- AUD	- AUD	- AUD	- AUD
56	07/2016	04/2019	- AUD	1,327.28 AUD	- AUD	- AUD	- AUD	- AUD	- AUD	- AUD	- AUD	- AUD	- AUD	- AUD
57	11/2016	04/2019	- AUD	115.25 AUD	- AUD	- AUD	- AUD	- AUD	- AUD	- AUD	- AUD	- AUD	- AUD	- AUD
58	12/2016	04/2019	- AUD	103.03 AUD	- AUD	- AUD	- AUD	- AUD	- AUD	- AUD	- AUD	- AUD	- AUD	- AUD
59	03/2017	04/2019	- AUD	- AUD	- AUD	- AUD	- AUD	- AUD	- AUD	- AUD	- AUD	- AUD	- AUD	- AUD
60	04/2017	04/2019	- AUD	992.48 AUD	- AUD	- AUD	- AUD	- AUD	- AUD	- AUD	- AUD	- AUD	- AUD	- AUD
61	06/2017	04/2019	- AUD	1,115.82 AUD	- AUD	- AUD	- AUD	- AUD	- AUD	- AUD	- AUD	- AUD	- AUD	- AUD
62	06/2017	04/2019	- AUD	- AUD	- AUD	- AUD	- AUD	- AUD	- AUD	- AUD	- AUD	- AUD	- AUD	- AUD
63	11/2013	05/2019	- AUD	- AUD	- AUD	- AUD	- AUD	- AUD	- AUD	- AUD	- AUD	- AUD	- AUD	- AUD
64	06/2015	05/2019	- AUD	- AUD	- AUD	192.03 AUD	100.00 AUD	200.00 AUD	- AUD	- AUD	- AUD	- AUD	- AUD	- AUD
65	11/2016	05/2019	- AUD	175.00 AUD	1,057.08 AUD	- AUD	875.00 AUD	875.00 AUD	- AUD	- AUD	- AUD	- AUD	- AUD	- AUD
66	12/2016	05/2019	- AUD	- AUD	- AUD	- AUD	- AUD	- AUD	- AUD	- AUD	- AUD	- AUD	- AUD	- AUD
67	12/2016	05/2019	- AUD	- AUD	462.20 AUD	- AUD	- AUD	- AUD	- AUD	- AUD	- AUD	- AUD	- AUD	- AUD
68	05/2017	05/2019	- AUD	- AUD	- AUD	- AUD	- AUD	(1,234.68) AUD	- AUD	- AUD	- AUD	- AUD	- AUD	- AUD
69	05/2017	05/2019	- AUD	- AUD	- AUD	- AUD	586.22 AUD	750.00 AUD	- AUD	- AUD	- AUD	- AUD	- AUD	- AUD
70	05/2017	05/2019	- AUD	- AUD	285.39 AUD	(461.25) AUD	- AUD	- AUD	- AUD	- AUD	- AUD	- AUD	- AUD	- AUD
71	05/2017	05/2019	- AUD	- AUD	133.50 AUD	- AUD	- AUD	- AUD	- AUD	- AUD	- AUD	- AUD	- AUD	- AUD
72	05/2017	05/2019	- AUD	- AUD	1,042.26 AUD	(676.50) AUD	- AUD	- AUD	- AUD	- AUD	- AUD	- AUD	- AUD	- AUD
73	07/2017	05/2019	- AUD	- AUD	- AUD	- AUD	- AUD	- AUD	- AUD	- AUD	- AUD	- AUD	- AUD	- AUD
74	05/2014	06/2019	- AUD	- AUD	- AUD	- AUD	1,500.00 AUD	- AUD	- AUD	- AUD	- AUD	- AUD	- AUD	- AUD
75	02/2015	06/2019	- AUD	- AUD	- AUD	- AUD	- AUD	- AUD	- AUD	- AUD	- AUD	- AUD	- AUD	- AUD

Contract Level Data Net Salvage Recoveries By Contract By Month

No.	Month / Year of Origination	Month / Year of Net Salvage	Apr-19	May-19	Jun-19	Jul-19	Aug-19	Sep-19	Oct-19	Nov-19	Dec-19	Jan-20	Feb-20	Mar-20
76	04/2015	06/2019	- AUD	- AUD	- AUD	- AUD	- AUD	- AUD	- AUD	- AUD	- AUD	- AUD	- AUD	- AUD
77	02/2016	06/2019	- AUD	- AUD	- AUD	243.44 AUD	- AUD	(1,588.75) AUD	- AUD	- AUD	- AUD	- AUD	- AUD	- AUD
78	08/2016	06/2019	- AUD	- AUD	(63.84) AUD	36.37 AUD	- AUD	(1,183.88) AUD	- AUD	- AUD	- AUD	- AUD	- AUD	- AUD
79	09/2016	06/2019	- AUD	- AUD	- AUD	613.68 AUD	320.99 AUD	- AUD	- AUD	- AUD	- AUD	- AUD	- AUD	- AUD
80	11/2016	06/2019	- AUD	- AUD	- AUD	1,005.30 AUD	- AUD	- AUD	- AUD	- AUD	- AUD	- AUD	- AUD	- AUD
81	12/2016	06/2019	- AUD	- AUD	- AUD	1,061.62 AUD	- AUD	- AUD	- AUD	- AUD	- AUD	- AUD	- AUD	- AUD
82	12/2016	06/2019	- AUD	- AUD	- AUD	- AUD	- AUD	- AUD	- AUD	- AUD	- AUD	- AUD	- AUD	- AUD
83	01/2017	06/2019	- AUD	- AUD	- AUD	2,694.56 AUD	- AUD	- AUD	- AUD	- AUD	- AUD	- AUD	- AUD	- AUD
84	01/2017	06/2019	- AUD	- AUD	- AUD	- AUD	200.00 AUD	1,831.37 AUD	- AUD	- AUD	- AUD	- AUD	- AUD	- AUD
85	03/2017	06/2019	- AUD	- AUD	- AUD	979.84 AUD	- AUD	- AUD	- AUD	- AUD	- AUD	- AUD	- AUD	- AUD
86	05/2017	06/2019	- AUD	- AUD	- AUD	- AUD	317.85 AUD	- AUD	- AUD	- AUD	- AUD	- AUD	- AUD	- AUD
87	06/2017	06/2019	- AUD	- AUD	- AUD	535.34 AUD	(3,628.50) AUD	- AUD	- AUD	- AUD	- AUD	- AUD	- AUD	- AUD
88	08/2017	06/2019	- AUD	- AUD	- AUD	542.98 AUD	- AUD	- AUD	- AUD	- AUD	- AUD	- AUD	- AUD	- AUD
89	08/2017	06/2019	- AUD	- AUD	- AUD	1,321.98 AUD	- AUD	- AUD	- AUD	- AUD	- AUD	- AUD	- AUD	- AUD
90	08/2017	06/2019	- AUD	- AUD	- AUD	- AUD	- AUD	- AUD	- AUD	- AUD	- AUD	- AUD	- AUD	- AUD
91	09/2017	06/2019	- AUD	- AUD	- AUD	- AUD	- AUD	- AUD	- AUD	- AUD	- AUD	- AUD	- AUD	- AUD
92	09/2017	06/2019	- AUD	- AUD	- AUD	- AUD	- AUD	- AUD	- AUD	- AUD	- AUD	- AUD	- AUD	- AUD
93	09/2017	06/2019	- AUD	- AUD	- AUD	- AUD	- AUD	- AUD	- AUD	- AUD	- AUD	- AUD	- AUD	- AUD
94	12/2017	06/2019	- AUD	- AUD	(800.00) AUD	- AUD	2,007.82 AUD	- AUD	- AUD	- AUD	- AUD	- AUD	- AUD	- AUD
95	01/2014	07/2019	- AUD	- AUD	- AUD	- AUD	- AUD	- AUD	- AUD	- AUD	- AUD	- AUD	- AUD	- AUD
96	03/2014	07/2019	- AUD	- AUD	- AUD	- AUD	383.20 AUD	50.00 AUD	- AUD	- AUD	- AUD	- AUD	- AUD	- AUD
97	09/2014	07/2019	- AUD	- AUD	- AUD	14.81 AUD	7.19 AUD	- AUD	- AUD	- AUD	- AUD	- AUD	- AUD	- AUD
98	01/2015	07/2019	- AUD	- AUD	- AUD	- AUD	(1,273.38) AUD	- AUD	- AUD	- AUD	- AUD	- AUD	- AUD	- AUD
99	08/2015	07/2019	- AUD	- AUD	- AUD	(125.65) AUD	9.37 AUD	- AUD	- AUD	- AUD	- AUD	- AUD	- AUD	- AUD
100	04/2016	07/2019	- AUD	- AUD	- AUD	- AUD	- AUD	- AUD	- AUD	- AUD	- AUD	- AUD	- AUD	- AUD
101	05/2016	07/2019	- AUD	- AUD	- AUD	- AUD	92.75 AUD	- AUD	- AUD	- AUD	- AUD	- AUD	- AUD	- AUD
102	07/2016	07/2019	- AUD	- AUD	- AUD	- AUD	- AUD	1,229.81 AUD	- AUD	- AUD	- AUD	- AUD	- AUD	- AUD
103	07/2016	07/2019	- AUD	- AUD	- AUD	- AUD	496.19 AUD	- AUD	- AUD	- AUD	- AUD	- AUD	- AUD	- AUD
104	11/2016	07/2019	- AUD	- AUD	- AUD	- AUD	- AUD	3,136.74 AUD	- AUD	- AUD	- AUD	- AUD	- AUD	- AUD
105	05/2017	07/2019	- AUD	- AUD	- AUD	- AUD	- AUD	- AUD	- AUD	- AUD	- AUD	- AUD	- AUD	- AUD
106	02/2017	07/2019	- AUD	- AUD	- AUD	- AUD	273.95 AUD	- AUD	- AUD	- AUD	- AUD	- AUD	- AUD	- AUD
107	02/2017	07/2019	- AUD	- AUD	- AUD	- AUD	607.23 AUD	500.00 AUD	- AUD	- AUD	- AUD	- AUD	- AUD	- AUD
108	02/2017	07/2019	- AUD	- AUD	- AUD	- AUD	- AUD	(2,511.25) AUD	- AUD	- AUD	- AUD	- AUD	- AUD	- AUD
109	03/2017	07/2019	- AUD	- AUD	- AUD	- AUD	1,586.17 AUD	- AUD	- AUD	- AUD	- AUD	- AUD	- AUD	- AUD
110	03/2017	07/2019	- AUD	- AUD	- AUD	- AUD	11,596.59 AUD	- AUD	- AUD	- AUD	- AUD	- AUD	- AUD	- AUD
111	04/2017	07/2019	- AUD	- AUD	- AUD	150.00 AUD	600.00 AUD	600.00 AUD	- AUD	- AUD	- AUD	- AUD	- AUD	- AUD
112	05/2017	07/2019	- AUD	- AUD	- AUD	- AUD	- AUD	- AUD	- AUD	- AUD	- AUD	- AUD	- AUD	- AUD
113	05/2017	07/2019	- AUD	- AUD	- AUD	- AUD	- AUD	300.00 AUD	- AUD	- AUD	- AUD	- AUD	- AUD	- AUD
114	06/2017	07/2019	- AUD	- AUD	- AUD	- AUD	- AUD	- AUD	- AUD	- AUD	- AUD	- AUD	- AUD	- AUD
115	08/2017	07/2019	- AUD	- AUD	- AUD	- AUD	- AUD	8,063.05 AUD	- AUD	- AUD	- AUD	- AUD	- AUD	- AUD
116	09/2017	07/2019	- AUD	- AUD	- AUD	- AUD	- AUD	- AUD	- AUD	- AUD	- AUD	- AUD	- AUD	- AUD
117	09/2017	07/2019	- AUD	- AUD	- AUD	- AUD	- AUD	(939.89) AUD	- AUD	- AUD	- AUD	- AUD	- AUD	- AUD
118	10/2017	07/2019	- AUD	- AUD	- AUD	- AUD	- AUD	- AUD	- AUD	- AUD	- AUD	- AUD	- AUD	- AUD
119	12/2017	07/2019	- AUD	- AUD	- AUD	- AUD	(552.07) AUD	1,619.80 AUD	- AUD	- AUD	- AUD	- AUD	- AUD	- AUD
120	12/2017	07/2019	- AUD	- AUD	- AUD	- AUD	- AUD	- AUD	- AUD	- AUD	- AUD	- AUD	- AUD	- AUD
121	03/2012	08/2019	- AUD	- AUD	- AUD	- AUD	- AUD	- AUD	- AUD	- AUD	- AUD	- AUD	- AUD	- AUD
122	04/2012	08/2019	- AUD	- AUD	- AUD	- AUD	- AUD	- AUD	- AUD	- AUD	- AUD	- AUD	- AUD	- AUD
123	11/2013	08/2019	- AUD	- AUD	- AUD	- AUD	- AUD	2,385.00 AUD	- AUD	- AUD	- AUD	- AUD	- AUD	- AUD
124	03/2016	08/2019	- AUD	- AUD	- AUD	- AUD	- AUD	- AUD	- AUD	- AUD	- AUD	- AUD	- AUD	- AUD
125	06/2016	08/2019	- AUD	- AUD	- AUD	- AUD	- AUD	- AUD	- AUD	- AUD	- AUD	- AUD	- AUD	- AUD
126	08/2016	08/2019	- AUD	- AUD	- AUD	- AUD	- AUD	- AUD	- AUD	- AUD	- AUD	- AUD	- AUD	- AUD
127	08/2016	08/2019	- AUD	- AUD	- AUD	- AUD	- AUD	929.26 AUD	- AUD	- AUD	- AUD	- AUD	- AUD	- AUD
128	05/2017	08/2019	- AUD	- AUD	- AUD	- AUD	- AUD	- AUD	- AUD	- AUD	- AUD	- AUD	- AUD	- AUD
129	05/2017	08/2019	- AUD	- AUD	- AUD	- AUD	- AUD	447.33 AUD	- AUD	- AUD	- AUD	- AUD	- AUD	- AUD
130	06/2017	08/2019	- AUD	- AUD	- AUD	- AUD	- AUD	- AUD	- AUD	- AUD	- AUD	- AUD	- AUD	- AUD
131	07/2017	08/2019	- AUD	- AUD	- AUD	- AUD	- AUD	- AUD	- AUD	- AUD	- AUD	- AUD	- AUD	- AUD
132	07/2017	08/2019	- AUD	- AUD	- AUD	- AUD	- AUD	- AUD	- AUD	- AUD	- AUD	- AUD	- AUD	- AUD
133	07/2017	08/2019	- AUD	- AUD	- AUD	- AUD	- AUD	376.33 AUD	- AUD	- AUD	- AUD	- AUD	- AUD	- AUD
134	01/2016	09/2019	- AUD	- AUD	- AUD	- AUD	- AUD	- AUD	- AUD	- AUD	- AUD	- AUD	- AUD	- AUD
135	03/2016	09/2019	- AUD	- AUD	- AUD	- AUD	- AUD	- AUD	- AUD	- AUD	- AUD	- AUD	- AUD	- AUD
136	01/2017	09/2019	- AUD	- AUD	- AUD	- AUD	- AUD	- AUD	- AUD	- AUD	- AUD	- AUD	- AUD	- AUD
137	02/2017	09/2019	- AUD	- AUD	- AUD	- AUD	- AUD	234.07 AUD	- AUD	- AUD	- AUD	- AUD	- AUD	- AUD
138	02/2017	09/2019	- AUD	- AUD	- AUD	- AUD	- AUD	- AUD	- AUD	- AUD	- AUD	- AUD	- AUD	- AUD
139	04/2017	09/2019	- AUD	- AUD	- AUD	- AUD	- AUD	- AUD	- AUD	- AUD	- AUD	- AUD	- AUD	- AUD
140	04/2017	09/2019	- AUD	- AUD	- AUD	- AUD	- AUD	- AUD	- AUD	- AUD	- AUD	- AUD	- AUD	- AUD
141	04/2017	09/2019	- AUD	- AUD	- AUD	- AUD	- AUD	- AUD	- AUD	- AUD	- AUD	- AUD	- AUD	- AUD
142	05/2017	09/2019	- AUD	- AUD	- AUD	- AUD	- AUD	- AUD	- AUD	- AUD	- AUD	- AUD	- AUD	- AUD
143	05/2017	09/2019	- AUD	- AUD	- AUD	- AUD	- AUD	- AUD	- AUD	- AUD	- AUD	- AUD	- AUD	- AUD
144	06/2017	09/2019	- AUD	- AUD	- AUD	- AUD	- AUD	- AUD	- AUD	- AUD	- AUD	- AUD	- AUD	- AUD
145	06/2017	09/2019	- AUD	- AUD	- AUD	- AUD	- AUD	- AUD	- AUD	- AUD	- AUD	- AUD	- AUD	- AUD
146	07/2017	09/2019	- AUD	- AUD	- AUD	- AUD	- AUD	- AUD	- AUD	- AUD	- AUD	- AUD	- AUD	- AUD
147	09/2017	09/2019	- AUD	- AUD	- AUD	- AUD	- AUD	- AUD	- AUD	- AUD	- AUD	- AUD	- AUD	- AUD
148	10/2017	09/2019	- AUD	- AUD	- AUD	- AUD	- AUD	- AUD	- AUD	- AUD	- AUD	- AUD	- AUD	- AUD
149	12/2017	09/2019	- AUD	- AUD	- AUD	- AUD	- AUD	- AUD	- AUD	- AUD	- AUD	- AUD	- AUD	- AUD
<b>Total</b>	<b>149</b>		<b>1,991.79 AUD</b>	<b>73,001.96 AUD</b>	<b>20,544.95 AUD</b>	<b>11,349.90 AUD</b>	<b>16,773.83 AUD</b>	<b>19,509.22 AUD</b>	<b>- AUD</b>	<b>- AUD</b>	<b>- AUD</b>	<b>- AUD</b>	<b>- AUD</b>	<b>- AUD</b>





Contract Level Data / Month

No.	Month / Year of Origination	Month / Year of Net Salvage	Jun-21	Jul-21	Aug-21	Sep-21	Oct-21	Nov-21	Dec-21	Jan-22	Feb-22
1	03/2017	06/2018	- AUD	- AUD	- AUD	- AUD	- AUD	- AUD	- AUD	- AUD	- AUD
2	03/2017	08/2018	- AUD	- AUD	- AUD	- AUD	- AUD	- AUD	- AUD	- AUD	- AUD
3	02/2017	09/2018	- AUD	- AUD	- AUD	- AUD	- AUD	- AUD	- AUD	- AUD	- AUD
4	04/2017	09/2018	- AUD	- AUD	- AUD	- AUD	- AUD	- AUD	- AUD	- AUD	- AUD
5	04/2018	09/2018	- AUD	- AUD	- AUD	- AUD	- AUD	- AUD	- AUD	- AUD	- AUD
6	08/2016	10/2018	- AUD	- AUD	- AUD	- AUD	- AUD	- AUD	- AUD	- AUD	- AUD
7	11/2016	10/2018	- AUD	- AUD	- AUD	- AUD	- AUD	- AUD	- AUD	- AUD	- AUD
8	02/2017	10/2018	- AUD	- AUD	- AUD	- AUD	- AUD	- AUD	- AUD	- AUD	- AUD
9	05/2017	10/2018	- AUD	- AUD	- AUD	- AUD	- AUD	- AUD	- AUD	- AUD	- AUD
10	06/2017	10/2018	- AUD	- AUD	- AUD	- AUD	- AUD	- AUD	- AUD	- AUD	- AUD
11	09/2017	10/2018	- AUD	- AUD	- AUD	- AUD	- AUD	- AUD	- AUD	- AUD	- AUD
12	05/2014	11/2018	- AUD	- AUD	- AUD	- AUD	- AUD	- AUD	- AUD	- AUD	- AUD
13	03/2016	11/2018	- AUD	- AUD	- AUD	- AUD	- AUD	- AUD	- AUD	- AUD	- AUD
14	11/2016	11/2018	- AUD	- AUD	- AUD	- AUD	- AUD	- AUD	- AUD	- AUD	- AUD
15	05/2017	11/2018	- AUD	- AUD	- AUD	- AUD	- AUD	- AUD	- AUD	- AUD	- AUD
16	07/2017	11/2018	- AUD	- AUD	- AUD	- AUD	- AUD	- AUD	- AUD	- AUD	- AUD
17	08/2017	11/2018	- AUD	- AUD	- AUD	- AUD	- AUD	- AUD	- AUD	- AUD	- AUD
18	07/2011	12/2018	- AUD	- AUD	- AUD	- AUD	- AUD	- AUD	- AUD	- AUD	- AUD
19	01/2012	12/2018	- AUD	- AUD	- AUD	- AUD	- AUD	- AUD	- AUD	- AUD	- AUD
20	08/2012	12/2018	- AUD	- AUD	- AUD	- AUD	- AUD	- AUD	- AUD	- AUD	- AUD
21	10/2013	12/2018	- AUD	- AUD	- AUD	- AUD	- AUD	- AUD	- AUD	- AUD	- AUD
22	10/2013	12/2018	- AUD	- AUD	- AUD	- AUD	- AUD	- AUD	- AUD	- AUD	- AUD
23	03/2015	12/2018	- AUD	- AUD	- AUD	- AUD	- AUD	- AUD	- AUD	- AUD	- AUD
24	09/2015	12/2018	- AUD	- AUD	- AUD	- AUD	- AUD	- AUD	- AUD	- AUD	- AUD
25	07/2016	12/2018	- AUD	- AUD	- AUD	- AUD	- AUD	- AUD	- AUD	- AUD	- AUD
26	08/2016	12/2018	- AUD	- AUD	- AUD	- AUD	- AUD	- AUD	- AUD	- AUD	- AUD
27	02/2017	12/2018	- AUD	- AUD	- AUD	- AUD	- AUD	- AUD	- AUD	- AUD	- AUD
28	06/2017	12/2018	- AUD	- AUD	- AUD	- AUD	- AUD	- AUD	- AUD	- AUD	- AUD
29	07/2017	12/2018	- AUD	- AUD	- AUD	- AUD	- AUD	- AUD	- AUD	- AUD	- AUD
30	07/2017	12/2018	- AUD	- AUD	- AUD	- AUD	- AUD	- AUD	- AUD	- AUD	- AUD
31	08/2017	12/2018	- AUD	- AUD	- AUD	- AUD	- AUD	- AUD	- AUD	- AUD	- AUD
32	08/2017	12/2018	- AUD	- AUD	- AUD	- AUD	- AUD	- AUD	- AUD	- AUD	- AUD
33	06/2015	01/2019	- AUD	- AUD	- AUD	- AUD	- AUD	- AUD	- AUD	- AUD	- AUD
34	11/2016	01/2019	- AUD	- AUD	- AUD	- AUD	- AUD	- AUD	- AUD	- AUD	- AUD
35	05/2017	01/2019	- AUD	- AUD	- AUD	- AUD	- AUD	- AUD	- AUD	- AUD	- AUD
36	04/2017	01/2019	- AUD	- AUD	- AUD	- AUD	- AUD	- AUD	- AUD	- AUD	- AUD
37	12/2017	01/2019	- AUD	- AUD	- AUD	- AUD	- AUD	- AUD	- AUD	- AUD	- AUD
38	06/2012	02/2019	- AUD	- AUD	- AUD	- AUD	- AUD	- AUD	- AUD	- AUD	- AUD
39	12/2013	02/2019	- AUD	- AUD	- AUD	- AUD	- AUD	- AUD	- AUD	- AUD	- AUD
40	08/2013	03/2019	- AUD	- AUD	- AUD	- AUD	- AUD	- AUD	- AUD	- AUD	- AUD
41	02/2014	03/2019	- AUD	- AUD	- AUD	- AUD	- AUD	- AUD	- AUD	- AUD	- AUD
42	04/2014	03/2019	- AUD	- AUD	- AUD	- AUD	- AUD	- AUD	- AUD	- AUD	- AUD
43	05/2015	03/2019	- AUD	- AUD	- AUD	- AUD	- AUD	- AUD	- AUD	- AUD	- AUD
44	06/2016	03/2019	- AUD	- AUD	- AUD	- AUD	- AUD	- AUD	- AUD	- AUD	- AUD
45	07/2016	03/2019	- AUD	- AUD	- AUD	- AUD	- AUD	- AUD	- AUD	- AUD	- AUD
46	07/2016	03/2019	- AUD	- AUD	- AUD	- AUD	- AUD	- AUD	- AUD	- AUD	- AUD
47	10/2016	03/2019	- AUD	- AUD	- AUD	- AUD	- AUD	- AUD	- AUD	- AUD	- AUD
48	11/2016	03/2019	- AUD	- AUD	- AUD	- AUD	- AUD	- AUD	- AUD	- AUD	- AUD
49	04/2017	03/2019	- AUD	- AUD	- AUD	- AUD	- AUD	- AUD	- AUD	- AUD	- AUD
50	04/2017	03/2019	- AUD	- AUD	- AUD	- AUD	- AUD	- AUD	- AUD	- AUD	- AUD
51	05/2017	03/2019	- AUD	- AUD	- AUD	- AUD	- AUD	- AUD	- AUD	- AUD	- AUD
52	05/2017	03/2019	- AUD	- AUD	- AUD	- AUD	- AUD	- AUD	- AUD	- AUD	- AUD
53	07/2017	03/2019	- AUD	- AUD	- AUD	- AUD	- AUD	- AUD	- AUD	- AUD	- AUD
54	08/2017	03/2019	- AUD	- AUD	- AUD	- AUD	- AUD	- AUD	- AUD	- AUD	- AUD
55	10/2015	04/2019	- AUD	- AUD	- AUD	- AUD	- AUD	- AUD	- AUD	- AUD	- AUD
56	07/2016	04/2019	- AUD	- AUD	- AUD	- AUD	- AUD	- AUD	- AUD	- AUD	- AUD
57	11/2016	04/2019	- AUD	- AUD	- AUD	- AUD	- AUD	- AUD	- AUD	- AUD	- AUD
58	12/2016	04/2019	- AUD	- AUD	- AUD	- AUD	- AUD	- AUD	- AUD	- AUD	- AUD
59	03/2017	04/2019	- AUD	- AUD	- AUD	- AUD	- AUD	- AUD	- AUD	- AUD	- AUD
60	04/2017	04/2019	- AUD	- AUD	- AUD	- AUD	- AUD	- AUD	- AUD	- AUD	- AUD
61	06/2017	04/2019	- AUD	- AUD	- AUD	- AUD	- AUD	- AUD	- AUD	- AUD	- AUD
62	06/2017	04/2019	- AUD	- AUD	- AUD	- AUD	- AUD	- AUD	- AUD	- AUD	- AUD
63	11/2013	05/2019	- AUD	- AUD	- AUD	- AUD	- AUD	- AUD	- AUD	- AUD	- AUD
64	06/2015	05/2019	- AUD	- AUD	- AUD	- AUD	- AUD	- AUD	- AUD	- AUD	- AUD
65	11/2016	05/2019	- AUD	- AUD	- AUD	- AUD	- AUD	- AUD	- AUD	- AUD	- AUD
66	12/2016	05/2019	- AUD	- AUD	- AUD	- AUD	- AUD	- AUD	- AUD	- AUD	- AUD
67	12/2016	05/2019	- AUD	- AUD	- AUD	- AUD	- AUD	- AUD	- AUD	- AUD	- AUD
68	05/2019	05/2019	- AUD	- AUD	- AUD	- AUD	- AUD	- AUD	- AUD	- AUD	- AUD
69	05/2017	05/2019	- AUD	- AUD	- AUD	- AUD	- AUD	- AUD	- AUD	- AUD	- AUD
70	05/2017	05/2019	- AUD	- AUD	- AUD	- AUD	- AUD	- AUD	- AUD	- AUD	- AUD
71	05/2017	05/2019	- AUD	- AUD	- AUD	- AUD	- AUD	- AUD	- AUD	- AUD	- AUD
72	05/2017	05/2019	- AUD	- AUD	- AUD	- AUD	- AUD	- AUD	- AUD	- AUD	- AUD
73	07/2019	05/2019	- AUD	- AUD	- AUD	- AUD	- AUD	- AUD	- AUD	- AUD	- AUD
74	05/2014	06/2019	- AUD	- AUD	- AUD	- AUD	- AUD	- AUD	- AUD	- AUD	- AUD
75	02/2015	06/2019	- AUD	- AUD	- AUD	- AUD	- AUD	- AUD	- AUD	- AUD	- AUD

