

NTA and Monthly Update – November 2019

Company at a Glance

ASX Code	ALF
Fund Size	AU\$259.9
Fund Strategy	Variable Beta
Share Price	\$1.01
Shares on Issue	238.1m
Net Exposure	-1.4%

Net Tangible Asset (NTA) Backing

	Oct 19	Nov 19
NTA Before Tax	\$1.17	\$1.17
NTA After Tax	\$1.15	\$1.15*

Gross Portfolio Structure

Long Exposure	88.9%	97.6%
Short Exposure	-94.6%	-99.0%
Gross Exposure	183.5%	196.6%
Cash	105.7%	101.4%

*The After-Tax NTA includes a \$0.05 per share deferred tax asset, which is net of tax liabilities accrued in the current financial year.

Month in Review

November was a strong month for the Australian share market, which has risen by 24% so far in 2019. Improved prospects of a trade deal provided a boost for mining shares, while the banking sector continues to struggle through a weak operating environment, concerns over capital adequacy and the ongoing fallout from regulatory breaches such as Westpac's AUSTRAC fiasco. Notwithstanding the strong performance of share markets across the developed world, earnings trends are weak, valuations stretched, placing ever-greater importance on the role of governments and central banks in navigating the global economy through this challenging period.

The Fund returned 0.0% in the month, with fully hedged portfolio settings weighing on performance in a buoyant month for share market. There was broad divergence in the performance of various sectors of the market, with IT, Healthcare and Resources all posting strong gains, while Financials and Utilities posted losses.

TMT & Healthcare were strong contributors to performance in the month. An investment in CSL continued to re-rate higher, with tighter IG markets globally enabling the company to put up pricing and support margins. Our investment in Paradigm Biopharmaceuticals benefited from continued progress towards commercialisation of its injectable Pentosan treatment for osteoarthritis of the knee. Positive Special Access data in Australia has left us constructive on the likelihood of approvals in Australia and abroad during 2020. Our position in Bravura, which had been held back by Brexit-related fears given its heavy UK exposure, was a significant contributor after management upgraded its FY20 targets on occasion of its AGM. An investment in Appen also benefited from an earnings upgrade ahead of the conclusion of its financial year in December.

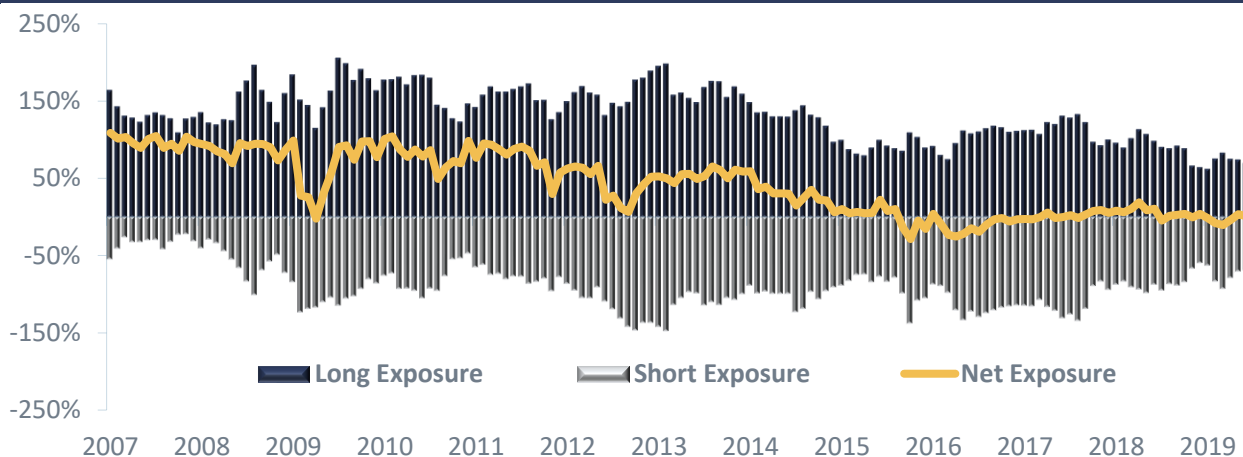
In Financials, our investment in EML Payments continued to rise, following its acquisitions of Prepaid Financial Services Ireland Limited (PFS), a UK prepaid card company. We consider this to be a transformational acquisition given PFS' substantial footprint in payment services for European neo-banks. Another key contributor was an investment in Janus Henderson. Janus is a global fund manager that has experienced a

period of outflows over several years. These trends appear to be abating with key funds returning to inflows and performance stabilising. The valuation remains undemanding with the stock trading on a 10x price-to-earnings multiple, a 55% discount to the broader Australian industrials which are on 22x.

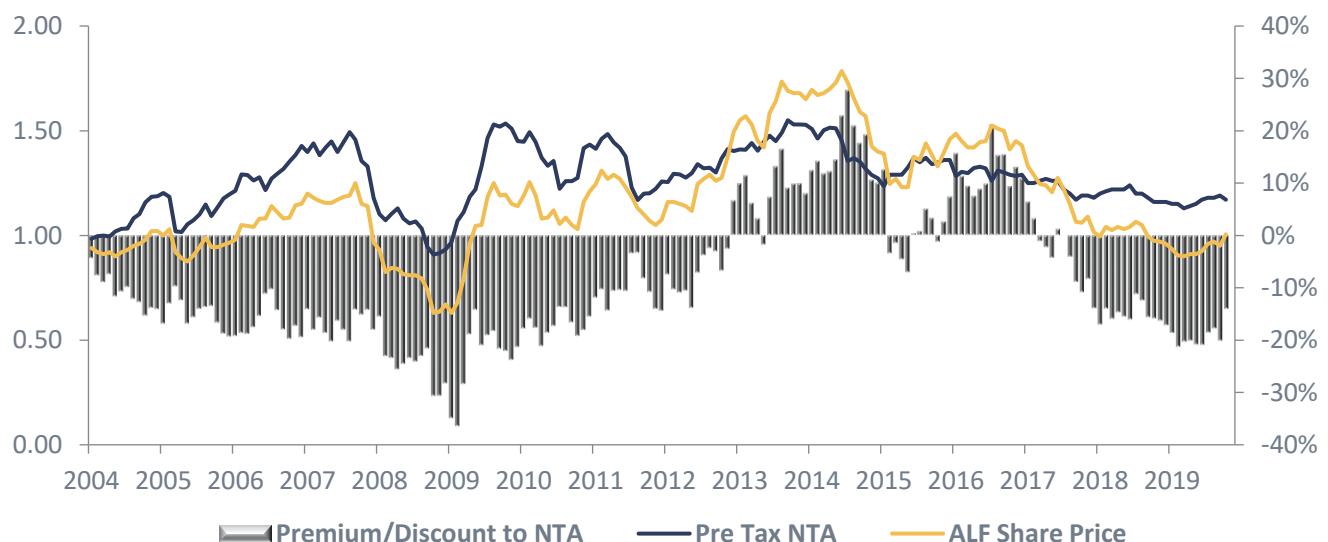
While the Energy and Resource sectors delivered solid returns in November, it was not all smooth sailing. Prices of base metals and gold were soft while iron ore rallied. Mining services companies also did well, although this was not reflected in the performance of Australian miners, which failed to lift convincingly. Performance in the sector was dominated again by short positions. Investments in NRW Holdings, Saracen (lower gold prices), Karoon Gas (strong performance following capital raise) and Western areas (lower nickel price) were all key contributors. We retain a net long exposure in this part of the portfolio in expectation of a partial trade deal and support for commodities from China. We initiated positions in Rio Tinto and Origin during the month.

The Consumer sector contributed strongly to portfolio returns in November, with performance driven by positions in Gaming and Leisure. In particular, the Fund benefited from investments in Aristocrat Leisure, Pointsbet, Corporate Travel and Webjet. The leisure/travel sector is offering good value currently, as shares have been indiscriminately sold-off on the back of a series of travel disruptions including Brexit, the Hong Kong riots and the collapse of two European travel companies. Importantly for the sector, these disruptions are likely to be temporary, in some cases deferring spend to future periods. History has shown that a snap-back of deferred corporate travel often drives stronger than average trading performance post disruption.

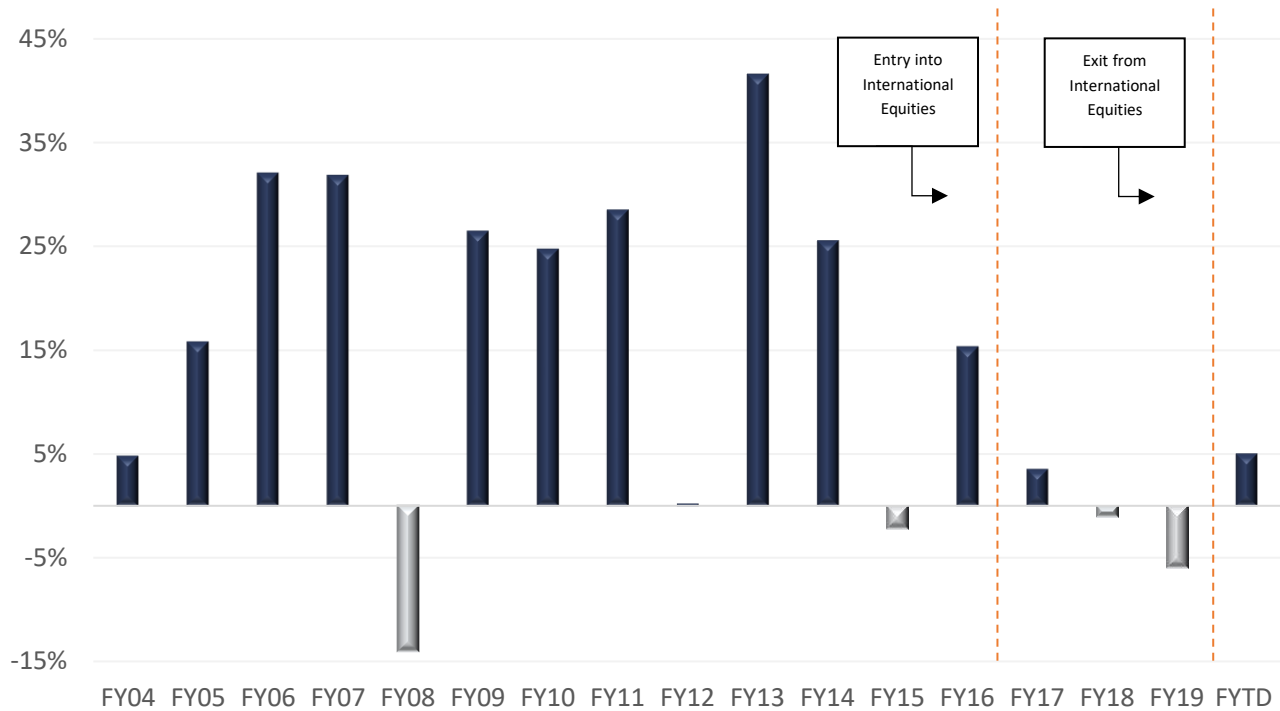
Net Equity Exposure



Premium/Discount to NTA History



Gross Portfolio Return

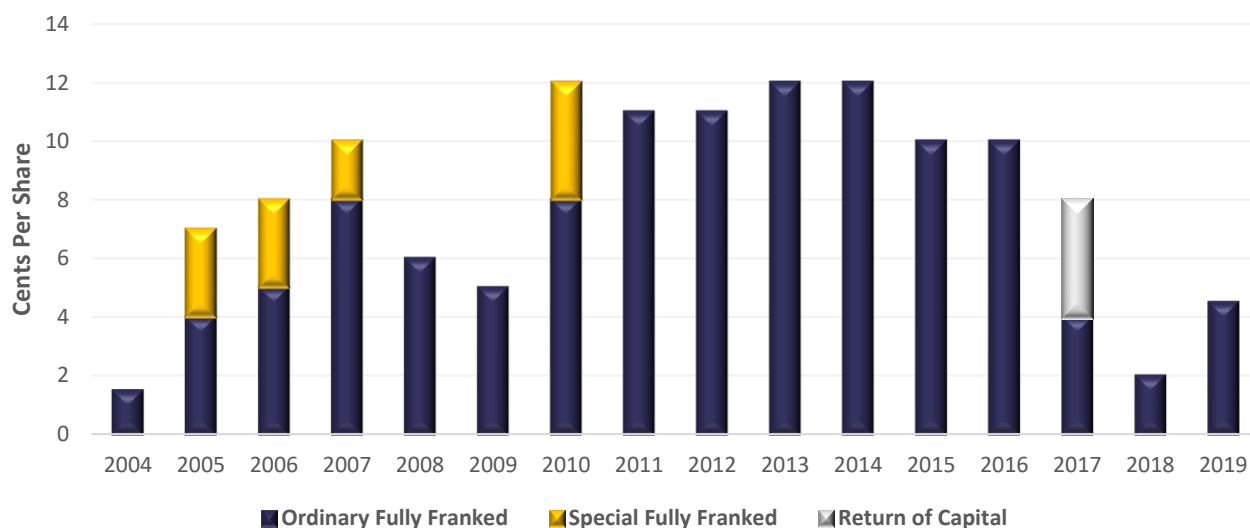


Monthly Net Performance (%)

Year	Jan	Feb	Mar	Apr	May	Jun	Jul	Aug	Sep	Oct	Nov	Dec	CYTD
2004		0.4	1.4	0.2	0.0	2.3	1.1	-0.3	4.6	2.8	4.4	2.4	20.8
2005	0.3	1.3	-0.9	-6.1	-0.4	4.8	2.0	2.7	4.8	-3.0	3.9	3.7	13.2
2006	1.5	2.0	6.4	2.9	-2.1	1.4	-3.2	4.3	1.7	7.2	2.8	2.5	30.6
2007	3.1	-1.6	3.5	1.1	2.7	2.0	-1.0	3.4	3.3	1.0	-0.3	-1.9	16.3
2008	-11.5	-8.4	1.4	4.4	1.5	-7.2	-1.3	5.1	-5.4	-16.3	-6.6	3.0	-36.1
2009	2.2	2.9	16.0	6.7	7.9	7.0	9.2	12.4	6.5	-0.7	0.8	0.1	96.9
2010	-3.5	2.2	4.2	-2.1	-7.1	-2.3	2.8	-3.9	2.3	0.0	2.7	12.0	6.4
2011	2.0	1.9	3.6	1.7	-1.8	-1.8	-4.1	-6.8	-8.4	6.5	-1.5	0.9	-8.6
2012	4.9	4.7	3.3	1.2	-2.4	0.7	3.7	3.6	0.3	-1.3	6.5	3.4	32.3
2013	3.4	1.6	3.0	2.7	0.5	2.2	3.8	3.5	2.8	4.0	-0.6	0.0	30.2
2014	-0.2	4.0	-1.4	2.6	1.2	0.3	-3.6	-2.4	1.4	-1.3	-2.5	-1.1	-3.2
2015	-1.2	1.0	3.0	0.8	-0.5	3.1	3.8	3.0	1.5	-1.6	0.4	2.0	16.2
2016	0.0	-2.1	1.4	-0.4	1.9	1.0	-0.3	-0.6	3.9	-0.5	-0.9	-0.2	3.1
2017	-0.7	-0.1	0.1	1.2	0.7	-0.5	0.3	-1.8	-0.4	-3.1	1.3	0.1	-3.0
2018	-0.6	0.7	0.9	0.9	0.0	-0.6	2.6	-1.6	0.2	-2.0	-2.9	-1.4	-3.7
2019	0.5	0.7	-1.0	-2.3	-0.8	0.7	2.1	1.0	0.1	1.3	0.0		2.2

Dividend History

The Board is committed to paying fully franked dividends to shareholders, provided the Company has sufficient profit reserves and franking credits and it is within prudent business practices.



Disclaimer: This document is issued by Watermark Funds Management Pty Ltd (ABN 98 106 302 505, AFSL 250897) in relation to the Australian Leaders Fund Ltd. The information provided is general information only. It does not constitute financial, tax or legal advice or an offer or solicitation to subscribe for units or shares in any fund of which the Manager is the contracted Investment Manager. The information in this document has been prepared without taking account of your objectives, financial situation or needs. The manager, their affiliates and associates accept no liability for any inaccurate, incomplete or omitted information of any kind or any losses caused by using this information. Past fund performance is not indicative of future performance.

Belinda Cleminson
Company Secretary