

NB GLOBAL CORPORATE INCOME TRUST (ASX: NBI)

Global • Income • Diversification

N | B

MONTHLY INVESTMENT REPORT – AS OF 31 JANUARY 2020

INVESTMENT OBJECTIVE & STRATEGY

- Aims to provide a consistent and stable monthly income stream
- Invests in high yield bonds issued by large, liquid global companies
- Strong emphasis on capital preservation by focusing on credit quality

Market Review and Outlook

The year started with intra-month volatility primarily driven by an unexpected and escalating outbreak of the Novel Coronavirus in China. Away from the outbreak, the U.S. Senate concluded its impeachment trial of President Trump. The outcome was largely expected and concludes a potential risk to the President's term ahead of his re-election campaign. As widely expected, the FOMC kept policy rates unchanged following their January meeting. The accompanying statement was largely unchanged and Chairman Powell reiterated that job gains continue to be firm and unemployment low even as uncertainties, including the coronavirus, remain. Overall, the Committee views the current stance of policy as appropriate, but acknowledged that the Fed will adjust monetary policy as needed. The Fed next meets at the end of March, where they're widely expected to keep policy unchanged once again.

Outside of the U.S., the United Kingdom officially exited the European Union on January 31. The ECB left rates unchanged during their late month meeting, but announced a formal monetary framework review, following the Fed's lead.

Despite the focus on headline risk and day-to-day news flow—which led to modest spread widening—we believe fundamentals of most high yield issuers remains constructive. Credit fundamentals continue to appear sustainable and default expectations remain low by historical standards. In our opinion, short-lived headline risk coupled with credit dispersion and overall stable fundamentals has typically resulted in an improved opportunity set from a credit selection perspective.

NBI Review

NBI holds a diversified portfolio of corporate high yield bonds issued by large, liquid global companies. Over the month, the portfolio modestly increased its position in the Services and Telecommunications sectors and reduced its positions in the Banking sector. We believe the portfolio is well-positioned to provide downside protection if market volatility increases and take advantage of future opportunities within lower quality securities.

For January, NBI returned -0.15% and announced a monthly distribution of 0.899 cents per Unit, which represents an annualised distribution of 5.25% (net of fees and expenses) and is in line with NBI's Target Distribution¹.

PERFORMANCE (NET)²

31 January 2020	1 Month	3 Months	6 Months	1 Year	Since Inception ³
Total Return (%)⁴	-0.15	2.50	3.75	9.71	7.76

Past Performance is not a reliable indicator of future performance.

NTA PER UNIT / ASX UNIT PRICE PERFORMANCE



RESEARCH

BondAdviser
Invest Intelligently

INDEPENDENT
INVESTMENT RESEARCH

Lonsec

Zenith
Investment Partners

TRUST FACTS

Listing Date	26 September 2018
Market Cap	\$917.63 million
Net Tangible Assets (NTA)	\$915.52 million
ASX Unit Price	\$2.06
NTA per Unit	\$2.06 (cum)
Target Distribution¹	5.25% (net)
Distributions	Monthly
Management costs	0.85% p.a.
Responsible Entity	Equity Trustees Limited
Manager	Neuberger Berman Australia Limited

ABOUT NEUBERGER BERMAN

- Founded in 1939; a private, independent, employee-owned investment manager
- US\$356 billion in AUM as of December 31, 2019
- Located in 35 cities with 19 portfolio management centers across 23 countries
- The firm has considered ESG in investment processes as far back as the 1940s. For more information, please visit www.nb.com/esg

FURTHER INFORMATION AND ENQUIRIES

General
Email info.nbi@nb.com

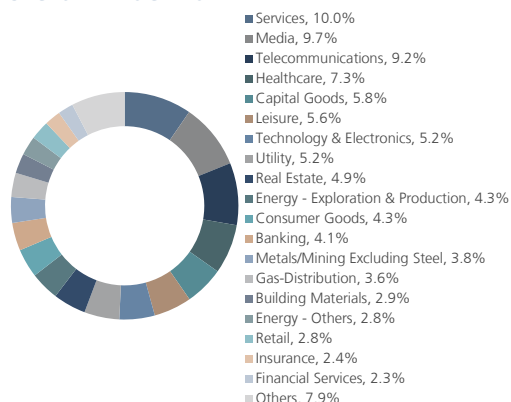
Boardroom (Unit Registry)
Phone 1300-032-754 (within Australia)
Phone +612-8023-5419 (outside Australia)
www.boardroomlimited.com.au
Email: enquiries@boardroomlimited.com.au

PLATFORMS

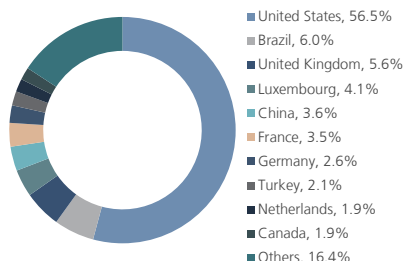
Asgard	IOOF
BT Panorama	Macquarie Wrap
BT Wrap	MLC Wrap
CFS First Wrap	MLC Navigator
Hub 24	Netwealth

For further information and subscription details, please visit www.nb.com/NBI

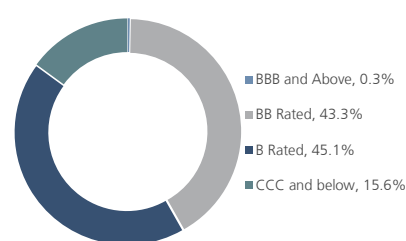
SECTOR ALLOCATION



TOP 10 COUNTRY ALLOCATION



CREDIT QUALITY⁵



TOTAL RETURNS (NET) (%) ^{2, 4}

	Jul	Aug	Sep	Oct	Nov	Dec	Jan	Feb	Mar	Apr	May	Jun	Total
FY2019	—	—	—	-1.14 ⁶	-0.87	-1.74	4.71	1.94	1.09	1.48	-1.20	3.07	7.38
FY2020	-0.70	0.04	0.85	0.33	0.69	1.94	-0.15	—	—	—	—	—	—

Past Performance is not a reliable indicator of future performance.

DISTRIBUTIONS(€/unit)⁷

	Jul	Aug	Sep	Oct	Nov	Dec	Jan	Feb	Mar	Apr	May	Jun	Total	Annualised Distribution Rate
FY2019	—	—	—	0.875	0.875	0.875	0.875	0.875	0.875	0.875	0.875	2.47	9.47	6.24% ⁸
FY2020	0.899	0.899	0.899	0.899	0.899	0.899	0.899	—	—	—	—	—	—	5.25% ⁹

TOP 10 ISSUERS

Issuer	Sector	%
Numerable Group	Telecommunications	2.64
Iron Mountain Inc	Services	1.78
TransDigm Inc	Capital Goods	1.51
Sirius XM Radio Inc	Media	1.42
Energizer Holdings Inc.	Consumer Goods	1.35
CSC Holdings LLC	Media	1.30
Petrobras	Energy – Others	1.29
Netflix Inc.	Media	1.19
Hub International Ltd	Insurance	1.13
Hertz Corp	Services	1.12

BOND PORTFOLIO SUMMARY

Number of Holdings	467
Number of Issuers	313
Yield to Maturity (%) ¹⁰	5.64
Yield to Worst (%) ¹¹	5.25
Weighted Average Duration (years)	3.72
Average Credit Quality	B+

- For FY2020, NBI has set the target distribution amount per Unit, which is paid monthly by NBI, at 5.25% p.a. (net of fees and expenses) on the NTA per Unit as at 1 July 2019 ("Target Distribution"). The Target Distribution is only a target and may not be achieved. Actual distributions will be monitored against the Target Distribution. The Target Distribution will be formally reviewed at least annually (as at the end of each financial year) and any change in Target Distribution will be notified by way of ASX announcement as required. Investors should review the "Risk Factors" set out in Section 8 of NBI's product disclosure statement dated 21 January 2020 ("2020 PDS"). Section 3.3.1 of the 2020 PDS sets out the Manager's views in relation to the interest rate environment and impact on target distributions. The Manager anticipates the Trust having to revise its Target Distribution for the financial year beginning 1 July 2020 marginally downwards given the recent decline in yields across global fixed income markets and the ongoing turnover of the Trust's holdings resulting from the Manager's active management approach.
- Performance is calculated net of management costs, which includes the Responsible Entity fee, the Management fee, the Administration fee, along with custodian, audit and legal fees and other transactional and operational costs. Investors should review the PDS for full details of NBI, including, in particular, the "Fees and Other Costs" section of the PDS.
- Annualised Performance since 26 September 2018 to latest month end.
- Total Return is calculated based on the pre-distribution month end NTA and assumes all distributions are reinvested.
- Credit quality ratings are based on the Bank of America ("BofA") Merrill Lynch Master High Yield Index composite ratings. The BofA Merrill Lynch composite ratings are updated once a month on the last calendar day of the month based on information available up to and including the third business day prior to the last business day of the month. The BofA Merrill Lynch composite rating algorithm is based on an average of the ratings of three agencies (to the extent rated). Generally the composite is based on an average of Moody's, S&P and Fitch. For holdings that are unrated by the BofA Merrill Lynch Index composite, credit quality ratings are based on S&P's rating. Holdings that are unrated by S&P may be assigned an equivalent rating by the investment manager. No NRSO has been involved with the calculation of credit quality and the ratings of underlying portfolio holdings should not be viewed as a rating of the portfolio itself. Portfolio holdings, underlying ratings of holdings and credit quality composition may change materially over time.
- Calculated from the listing date of 26 September 2018 to 31 October 2018.
- The most recent distribution amount has been announced, and will be paid in the following month.
- Based on the Initial Public Offer Subscription Price of \$2.00
- Based on the NTA per Unit as at 1 July 2019.
- Yield to Maturity — The total annualised return anticipated on a bond if it is held until the end of its lifetime. Yield to maturity is considered a long-term bond yield, but is expressed as an annual rate.
- Yield to Worst — The lowest potential annualised total return that can be received on a bond without the issuer defaulting. This can be different from the yield to maturity because it assumes that the issuer will exercise any option it has to "call" the security at the earliest opportunity (to redeem and repay the principal value to an investor early).

DISCLAIMERS

Equity Trustees Limited ("Equity Trustees") (ABN 46 004 031 298, AFSL 240975), is the Responsible Entity for the NB Global Corporate Income Trust ("NBI"). Equity Trustees is a subsidiary of EQT Holdings Limited (ABN 22 607 797 615), a publicly listed company on the Australian Securities Exchange (ASX: EQT). This publication has been prepared by Neuberger Berman Australia Ltd (ACN 146 033 801) ("NB Australia") to provide you with general information only. In preparing this publication, we did not take into account the investment objectives, financial situation or particular needs of any particular person. It is not intended to take the place of professional advice and you should not take action on specific issues in reliance on this publication. Neither NB Australia, Equity Trustees nor any of its related parties, their employees or directors, provide any warranty of accuracy or reliability in relation to such information or accepts any liability to any person who relies on it. Past performance should not be taken as an indicator of future performance. You should obtain a copy of NBI's Product Disclosure Statement before making a decision about whether to invest in this product. The information contained in this publication is taken from publicly available sources that is subject to change without notice. EQT and NB Australia make no representation as to the reliability or accuracy of the publicly available information.