

Appendix 4E

Annual Financial Report For the year ended 30 June 2020

Name of entity

Evans & Partners Asia Fund

ARSN

624 216 404

Reporting Period

1 July 2019 to 30 June 2020

Previous Corresponding Period

1 July 2018 to 30 June 2019

Results for announcement to the market

		30-Jun-20
Total net investment income ("revenue from ordinary activities")	Down by 11.1%	\$9,891,583
Net operating profit for the year ("profit from ordinary activities after tax attributable to members")	Down by 12.4%	\$7,531,442
Total comprehensive income ("net profit for the period attributable to members")	Down by 12.4%	\$7,531,442

Commentary on results

Refer to attached Annual Report and Financial Statements including the Chairman's Report to Unitholders and Investment Manager's Report. Additional Appendix 4E disclosure requirements can be found in the notes to these financial statements.

Distributions

	Amount per security
Interim Distribution (paid on 3 February 2020)	2.60 cents
Final Distribution (paid on 31 July 2020)	2.68 cents
Total Distribution	5.28 cents
Final distribution dates:	
Ex- Distribution date:	Monday, 29 June 2020
Record date:	Tuesday, 30 June 2020
Payment date:	Friday, 31 July 2020

There is a distribution reinvestment plan (**DRP**) in operation in respect of this distribution. The Fund currently operates a **DRP** under which unitholders may elect to have all or part of their distribution reinvestment in new units.

Net tangible assets per unit

30/06/2020	\$1.27
30/06/2019	\$1.25

Earnings per unit

	30 June 2020	30 June 2019
Basic earnings per unit	6.94 cents	6.74 cents
Diluted earnings per unit	6.94 cents	6.74 cents

Financial Report

This report is based on the 30 June 2020 Annual Report and has been audited by Deloitte Touche Tohmatsu.



ANNUAL REPORT 2020

FOR THE YEAR ENDED 30 JUNE 2020

RESPONSIBLE ENTITY:

WALSH & COMPANY

INVESTMENTS LIMITED

(ACN 152 367 649) (AFSL 410 433)

INVESTMENT MANAGER:

EVANS AND PARTNERS INVESTMENT
MANAGEMENT PTY LIMITED

(ACN 619 080 045 | CAR 1255 264)

Evans & Partners Asia Fund

Contents

30 June 2020

Chairman's letter	2
Investment manager's report	3
Corporate governance statement	7
Directors' report	12
Auditor's independence declaration	16
Statement of profit or loss and other comprehensive income	17
Statement of financial position	18
Statement of changes in equity	19
Statement of cash flows	20
Notes to the financial statements	21
Directors' declaration	34
Independent auditor's report to the unitholders of Evans & Partners Asia Fund	35
Investments at market value	39
Unitholder information	40
Corporate directory	42

Welcome to the Annual Report for the Evans & Partners Asia Fund (**Fund** or **EAF**) for the financial year ended 30 June 2020.

Fund performance

The Evans & Partners Asia Fund (**Fund**) returned 5.7% in AUD terms for the financial year ended 30 June 2020 (**FY20**), significantly outperforming its benchmark, the MSCI Asia ex Japan Index (**Index**), by 2.2% after fees.

The impact of COVID-19 on the Fund

The impact of COVID-19 restrictions will continue to be felt throughout 2020 and probably into 2021 despite economies beginning to re-open and noting that some of Asia's key economies have been far more successful in limiting the spread of the virus. For the time-being, we are in a period of great uncertainty. It is too early to understand or estimate the full impact of the restrictions, despite the significant support provided by central banks and government agencies that has helped to support the global economy to date.

Apart from the restrictions, significant uncertainty remains with respect to the longevity of the COVID-19 pandemic and its future impact on economies. Economic activity may remain subdued over the medium to longer term. We, like everyone else, are hopeful that one, or several, of the vaccines currently in stage three trials will prove effective. Pending broad deployment of an effective vaccine, or in the absence of any vaccine, we are also hopeful that there will be a continued positive transformation in business and consumer behaviour to accommodate ongoing safety restrictions, and thereby maintain global economies as effectively as is possible in these times. These factors, in concert with low interest rates and continued government support, should result in asset price support and an eventual resumption of broader economic activity.

Capital management and distributions

The Fund targets a cash distribution of 4.0% per annum based on Net Asset Value (**NAV**) (**Target Distribution**), paid semi-annually. Consistent with this, EAF announced distributions of 2.6 cents per ordinary unit for the six-month period ending 31 December 2019 (Interim) and 2.68 cents per ordinary unit for the period ending 30 June 2020 (Final). In keeping with the policy of the Fund's Responsible Entity, Walsh & Company Investments Limited, to manage the capital and trading liquidity of the Fund throughout the year, the Fund conducted a buyback program, buying back approximately 24% of total shares outstanding.

Positioning of the Fund

The impact of the ongoing China-US trade disputes, followed by the spread of COVID-19, created significant volatility in Asian markets in FY20. Despite this, we are very pleased to have provided Unitholders with a positive return that exceeded the Index by 2.2%. The Fund continues to be invested in a diverse range of companies and positioned with a lower risk profile than the market. This provides a degree of downside protection in volatile markets but maintains exposure to the long-term growth drivers of Asian markets. Many of the companies in the Fund are leaders in their respective markets, and the Investment Manager is committed to continuing to identify the best possible opportunities on a risk adjusted return basis for investors.

After a successful, but testing year, we would like to thank you for your continued support and look forward to communicating with you in future about the Fund's performance.

Yours faithfully,



Stuart Nisbett

Independent Chairman of the Responsible Entity

26 August 2020

The Evans & Partners Asia Fund (**Fund or EAF**) returned 5.7% in net tangible asset (**NTA**) terms for the 12 months to 30 June 2020 (**FY20**), outperforming the MSCI Asia ex Japan Index (**Index**) by 2.2%.

Market Overview

In the 12 months to 30 June 2020, regional markets in Asia returned 3.5% in AUD terms as measured by the MSCI Asia ex Japan Index, whilst global equity markets which rose 4.6% in AUD terms as measured by the MSCI World Index.

It has been an eventful 12-month period marked by the outbreak of COVID-19. The unprecedented lockdown measures imposed worldwide to curtail the spread of the virus have had a lasting impact on both individuals and global markets. Nonetheless, our investment philosophy has not changed as we continue to search for opportunities and bring superior returns to our investors by investing at the lower end of the risk spectrum in Asian regional markets.

In the first eight months of the financial year we saw Asian markets slowly moving up, as tensions between the US and China eased, progressing to a “phase one” trade deal. Asian companies were reporting solid revenue growth and resilient profitability with many export companies diversifying their production facilities across Asia to minimise the risk of further trade war escalation. In general, Asian based companies are aware of the risk and are well prepared in terms of business operation. Within the stable economic environment of most Asian countries domestic oriented companies have prospered, with strong consumer demand and increasing investment in both private and public sectors.

However, with the spread of COVID-19 forcing the lockdown of most economies in the world, Asian markets fell sharply in March. While shutdown was inevitable, many Asian countries have managed COVID-19 well, for example, China was the first country to reopen after the first outbreak in late January, and South Korea, Singapore and Vietnam also managed well through the pandemic. In addition, most Asian governments have proposed stimulus packages to support the economies alongside monetary easing from central banks in line with major global central banks. We have seen China lowering the one-year Loan Prime Rate from 4.20% in September 2019 to 3.85% in April 2020, and credit growth measured in terms of total social finance increased from 10.7% in December 2019 to 12.8% in June 2020. In addition, many infrastructure projects have been initiated and fast-tracked to boost investment spending. Consequently, Asian markets recovered quickly from the trough seen in March with positive sentiment generated by the reopening of economies and government support. The Index declined just over 16% in AUD terms as the virus spread globally, however finished the financial year in positive territory.

The most concerning factor for Asian markets is the continued political tension between the US and China. At the beginning of FY20, the relationship was defined by tensions around trade which eased as both countries agreed on a “phase one” deal in January 2020. However, after the outbreak of COVID-19 the relationship has taken a turn, with tensions expanding to many fronts such as the debate on the origin of COVID-19, Hong Kong’s national security law, the human rights of Uighurs, and the blacklisting of technology entities. Although we view the constant tensions between the two largest economies in the world as negative, such impediment should hopefully only be temporary and short-lived amid the capital flow and financial integration of global economies. Asian companies should be able to adjust to the shift of such relationship in terms of their business strategies and operations.

Asian regional markets performed better than the global market during the financial year as many Asian countries managed COVID-19 better than their global peers. On a country basis, Taiwan (+24.5%), China (+15.2%) and South Korea (+3.2%) were the best performing markets, where COVID-19 was generally better controlled. Indonesia (-23.1%), Thailand (-21.9%) and Singapore (-18.8%) were the worst performing markets for FY20 due to volatile currencies, external economic exposure and a second wave of COVID-19.

On a sector basis, Healthcare (+42.3%) was the best performing sector boosted by greater demand with the spread of COVID-19, followed by Information Technology (+27.0%) and Communication Services (+21.9%), which benefited from the increase in working and studying from home. On the other hand, Real Estate (-16.3%) was the worst performing sector due to asset devaluation and diminished demand for new properties. Utilities (-15.0%) and Industrials (-14.2%) also underperformed as most industrial activities were shut down during the lockdown.

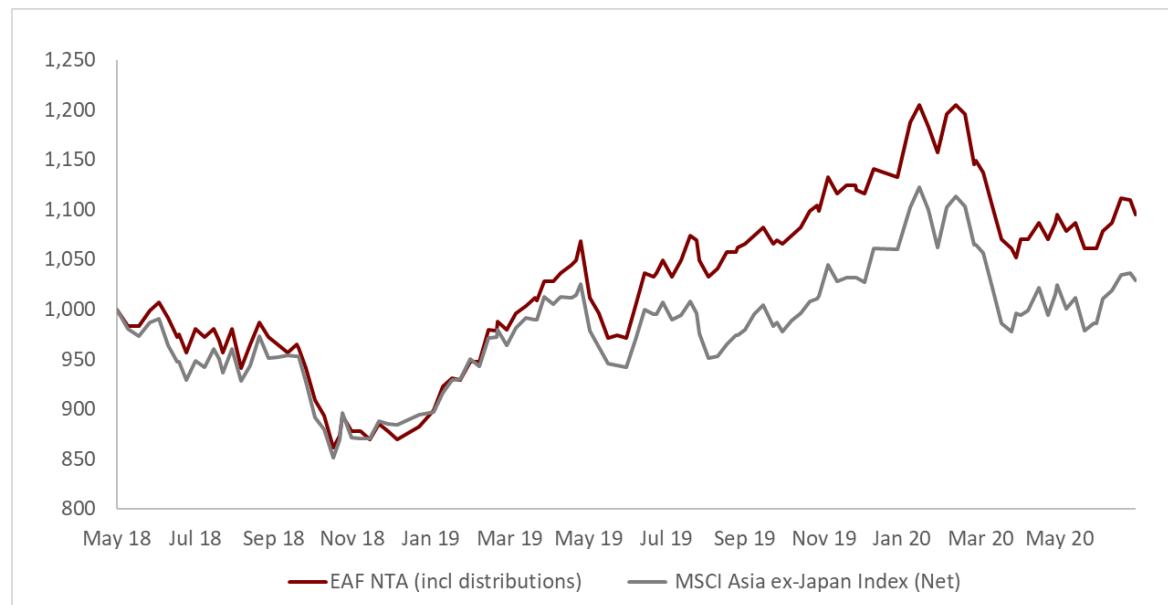
Fund performance

As noted, the Evans & Partners Asia Fund returned 5.7% in NTA terms for the financial year, outperforming the benchmark by 2.2%. The Fund benefited from being underweight in Real Estate (-16.3%), Materials (-11.1%) and Financials (-14.1%), however, being underweight in Healthcare and slightly overweight in Industrials detracted from performance. Country allocation was

Evans & Partners Asia Fund
Investment manager's report
30 June 2020

overall negative, with the Fund's overweight position in Singapore and Indonesia detracting from performance. Nonetheless, this was more than offset by strong stock selection.

EAF performance relative to benchmark since inception



Source: MSCI, Evans and Partners Investment Management Pty Limited

The top contributor to Fund performance was Naver Corp (+130.4%), benefiting from its leading position in ecommerce, online gaming and as a search engine in South Korea. Techtronic Industries (+32.2%), the Fund's largest active weight for FY20, also contributed positively due to strong demand for tools and new product releases. In addition, the solid recovery in demand for semiconductors saw TSMC (+44.4%) performing strongly also contributing to the Fund's performance.

Conversely, CP All (-19.0%) detracted from performance due to potential risks associated with its takeover of Tesco as well as the impact from lockdown on the Thai economy. Singapore Telecommunications (-26.8%) also detracted from performance after delivering weak results amid soft performance from its subsidiaries. CNOOC (-28.7%) contributed negatively due to the collapse of oil prices as global demand weakened with the spread of the COVID-19.

Evans & Partners Asia Fund
Investment manager's report
30 June 2020

Portfolio positioning

At 30 June 2020 the sector allocation of the portfolio was:

Sector	EAF Weight	MSCI Asia ex Japan Weight
Information Technology	19.6%	18.9%
Financials	18.6%	19.3%
Communication Services	14.3%	13.7%
Consumer Staples	13.3%	5.4%
Consumer Discretionary	11.7%	17.7%
Industrials	9.6%	5.8%
Utilities	2.5%	2.6%
Energy	2.0%	3.3%
Real Estate	0.0%	4.9%
Health Care	0.0%	4.6%
Materials	0.0%	3.8%
Cash	8.4%	0.0%
Total	100.0%	100.0%

At 30 June 2020, the country allocation of the portfolio was:

Country	EAF Weight	MSCI Asia ex Japan Weight
China	32.9%	45.8%
India	13.1%	9.0%
Hong Kong	13.0%	8.7%
Taiwan	11.0%	13.7%
Singapore	5.9%	2.8%
South Korea	4.7%	13.0%
Indonesia	4.2%	1.6%
Thailand	4.0%	2.5%
Malaysia	1.5%	2.0%
Philippines	1.3%	0.9%
Cash	8.4%	0.0%
Total	100.0%	100.0%

Source: MSCI, Evans and Partners Investment Management Pty Limited

TOP TEN HOLDINGS (AT 30 JUNE 2020)

Company, listed A to Z	Sector (GICS)
Alibaba Group Holding Ltd	Consumer Discretionary
CP ALL PCL	Consumer Staples
HCL Technologies Ltd	Information Technology
Kweichow Moutai Co Ltd	Consumer Staples
Ping An Insurance Group Co of China Ltd	Financials
Taiwan Semiconductor Manufacturing Co Ltd	Information Technology
Techtronic Industries Co Ltd	Industrials
Tencent Holdings Ltd	Communication Services
Uni-President Enterprises Corp	Consumer Staples
United Overseas Bank Ltd	Financials

At 30 June 2020, the Fund was fully invested in a diversified portfolio of Asia ex Japan stocks with a cash position of 8.4% as we maintain our cautious view on markets. The Fund was constructed with the objective of outperforming the MSCI Asia ex Japan Index, with a lower risk profile. We aim to protect our clients' capital and hold value during a downturn, while still participating in naturally rising markets. The strategy has proved successful since the Fund's inception, as the Fund's NTA return, inclusive of distributions, outperforming the benchmark.

Major changes to the Fund through the year include the addition of Ayala Corporation, the second largest conglomerate in the Philippines; Hero MotoCorp, the leading player in two-wheel motor vehicles in India; Bank Mandiri, the second largest bank in Indonesia; and two Chinese domestic listed A-share companies, NARI Technology and Zhejiang Chint Electrics. Stocks sold during the period include Trip.com, Bank of China, Industrial and Commercial Bank of China, Longyuan Power and CSPC Pharmaceutical Group. Overall, we aimed to minimise direct impact from COVID-19, reduce exposure to state owned enterprises and expand our diversification in the region.

We do not have a style bias, other than seeking excess return relative to risk. The Fund balances growth and value, and is positioned from the top down, but built from the bottom up. We invest in companies that are market leaders in their respective fields. For example, Chinese liquor producer Kweichow Moutai is the leading liquor brand in China, whilst New Oriental Education is the most reputable and one of the largest after-school tutoring providers. Naver is the dominate search engine in South Korea.

Outlook

We have seen the stock selection and positioning of EAF working well in the past 12 months and we remain confident in the fundamentals of the companies in the Fund. EAF's defensive positioning should continue to provide downside protection given the risk of continued market volatility due to escalating geopolitical tension and potential deeper economic slowdown or even recession after COVID-19.

From a long-term perspective, we expect strong profit growth from Asian companies through the next decade. We are positive on Asian equities relative to other investment opportunities as economic growth is still relatively strong, and stock valuations are not expensive. We believe Asian stock markets are priced to generate stronger returns than other regions, and asset classes such as bonds or gold. As a result, we think that Asian stocks should make up a component of a diversified portfolio for Australian investors.

Evans & Partners Asia Fund
Corporate governance statement
30 June 2020

Evans & Partners Asia Fund (**Fund**) is a listed managed investment scheme whose units are traded on the Australian Securities Exchange (**ASX**). The Fund has no employees, and its day-to-day functions and investment activities are managed by Walsh & Company Investments Limited (**Responsible Entity**) and Evans & Partners Investment Management Pty Limited (**Investment Manager**), respectively, in accordance with management agreements.

The directors of the Responsible Entity (**Board**) and the Investment Manager's directors and senior management recognise the importance of good corporate governance. The Fund's corporate governance charter, which incorporates the Fund's policies referred to below (**Corporate Governance Charter**), is designed to ensure the effective management and operation of the Fund and will remain under regular review. The Corporate Governance Charter is available on the Fund's website asiafund.com.au.

A description of the Fund's adopted practices in respect of the eight Principles and Recommendations from the Third Edition of the *ASX Corporate Governance Principles and Recommendations* (**ASX Recommendations**) are set out below. All these practices, unless otherwise stated, were in place for the entire year.

1. Lay solid foundations for management and oversight

Board roles and responsibilities

The Board is responsible for the overall operation, strategic direction, leadership and integrity of the Fund. This involves undertaking the following functions:

- providing and implementing the Fund's strategic direction;
- reviewing and overseeing the operation of systems of risk management ensuring that the significant risks facing the Fund are identified, that appropriate control, monitoring and reporting mechanisms are in place and that risk is appropriately dealt with;
- overseeing the integrity of the Fund's accounting and corporate reporting systems, including the external audit;
- ensuring that the Board is comprised of individuals who are best able to discharge the responsibilities of directors having regard to the law and the best standards of governance;
- reviewing and overseeing internal compliance and legal regulatory compliance;
- ensuring compliance with the Fund's constitution and with the continuous disclosure requirements of the ASX Listing Rules and the *Corporations Act 2001 (Cth)*;
- overseeing the Fund's process for making timely and balanced disclosures of all material information concerning the Fund; and
- communication with and protecting the rights and interests of all unitholders.

The Board has established a formal policy, specified in Section 2 of the Corporate Governance Charter, which sets out its functions and responsibilities. A review of the policy is conducted annually.

2. Structure the Board to add value

Composition of the Board

The Board is structured to maintain a mix of directors from different backgrounds with complementary skills and experience. Details of each director in office during the reporting period are given in the Directors' Report, including the years in office, skills, experience, and expertise relevant to the position of director.

Evans & Partners Asia Fund
Corporate governance statement
30 June 2020

The directors of the Responsible Entity during the reporting period were:

- **Mr Stuart Nisbett** (appointed on 19 December 2019)
- **Mr Peter Shear** (appointed on 19 December 2019)
- **Mr Warwick Keneally**
- **Mr Mike Adams**
- **Mr Alex MacLachlan** (resigned on 19 December 2019).

Having regard to the size of the Fund and the nature of its business, the Board has determined that a board with four members is the appropriate composition for the Board and will enable it to continue to effectively discharge its responsibilities to the Fund. However, the composition of the Board will be reviewed periodically.

The current Board comprises two independent directors, Stuart Nisbett and Peter Shear, and two non-independent directors, Warwick Keneally and Mike Adams, with the independent Chairperson holding the casting vote¹. The Board however has established a Compliance Committee with a majority of external members who are responsible for:

- monitoring the extent to which the Responsible Entity complies with the Fund's relevant regulations, compliance plan that has been lodged with the Australian Securities and Investments Commission (**ASIC**) (**Compliance Plan**), constitution and report the findings to the Board;
- reporting to ASIC if the Compliance Committee is of the view that the Responsible Entity has not complied with the Compliance Plan or any relevant laws;
- assessing at regular intervals whether the Fund's Compliance Plan is adequate; and
- making recommendations to the Responsible Entity about any changes that the Compliance Committee considers should be made to the Compliance Plan.

The Fund recognises the ASX Recommendations with respect to establishing remuneration and nomination committees as good corporate governance. However, considering the size of the Fund, the functions that would be performed by these committees are best undertaken by the Board.

The Board will review its view on committees in line with the ASX Recommendations and in light of any changes to the size or nature of the Fund and, if required, may establish committees to assist it in carrying out its functions. At that time, the Board will adopt a charter for such committees in accordance with the ASX Recommendations and industry best practices.

It is the Board's policy to determine the terms and conditions relating to the appointment and retirement of non-executive directors on a case-by-case basis and in conformity with the requirements of the ASX Listing Rules and the *Corporations Act 2001 (Cth)*. In accordance with the corporate governance policy, directors are entitled to seek independent advice at the expense of the Fund. Written approval must be obtained from the chair prior to incurring any expense on behalf of the Fund.

3. Act ethically and responsibly

Code of conduct

The Board has adopted a Code of Conduct, as specified in Section 5 of the Corporate Governance Charter, to define the basic principles of business conduct of the Fund and the Responsible Entity. This Code requires the Fund's personnel to abide by the policies of the Fund and the law. The Code of Conduct is a set of principles giving direction and reflecting the Fund's approach to business conduct and is not a prescriptive list of rules for business behaviour.

¹ Prior to his appointment as a director of the Board, Stuart Nisbett was remunerated for services on investment committees for two of the Responsible Entity's unlisted funds. The Board is of the view that this association does not compromise Stuart Nisbett's independence because one of the investment committees was dissolved in 2017 and he ceased to be remunerated for the other investment committee prior to his appointment as director.

Unit trading policy

The Board has established a Unit Trading Policy, as specified in Section 6 of the Corporate Governance Charter, which applies to trading in the Fund's units on the ASX. This policy outlines the permissible dealing of the Fund's units while in possession of price sensitive information and applies to all directors of the Responsible Entity.

The Policy imposes restrictions and notification requirements, including the imposition of discretionary blackout periods, trading windows and the need to obtain pre-trade approval.

Insider trading policy

The Board has adopted an Insider Trading Policy, as specified in Section 7 of the Corporate Governance Charter, to apply to trading in the Fund's units on the ASX. This policy applies to all directors, executives and employees of the Responsible Entity. All directors, executives and employees of the Responsible Entity must not deal in the Fund's units while in possession of price sensitive information. In addition, the general Unit Trading Policy (see Section 6 of the Corporate Governance Charter) sets out additional restrictions which apply to directors and executives of the Responsible Entity.

4. Safeguard integrity in corporate reporting

Compliance Committee

As a registered managed investment scheme, the Fund has a Compliance Plan. The Compliance Plan is reviewed comprehensively every year to ensure that the way in which the Fund operates protects the rights and interests of unitholders and that major compliance risks are identified and properly managed.

The Responsible Entity has formed a Compliance Committee to ensure the Fund complies with the relevant regulations, its Compliance Plan and its constitution. The Compliance Committee meets and reports to the Board on a quarterly basis.

The Compliance Committee is structured with three members, the majority of which are external. Details of the Compliance Committee members are as follows:

Mike Adams (internal member)

Refer to information on directors (page 13).

Barry Sechos (external member)

Barry is one of two external members of the Compliance Committee. Barry is a member of the compliance committee for the New Energy Solar Fund, the Evans & Partners Global Disruption Fund, the Fort Street Real Estate Capital Fund Series, the Cordish Dixon Private Equity Fund Series, the Australian Governance & Ethical Index Fund, the Evans & Partners Global Flagship Fund, the Evans & Partners Australian Flagship Fund, the Venture Capital Opportunities Fund and the US Masters Residential Property Fund.

Barry is a Director of Sherman Group Pty Limited, a privately owned investment company, and is responsible for managing the legal, financial and operational affairs of Sherman Group of companies. Barry has 35 years' experience in corporate law and finance having spent seven years as a banking and finance lawyer at Allens (Sydney, Singapore and London), and eight years as a Director of EquitiLink Funds Management and Aberdeen Asset Management Australia. Barry is also a Director of See Saw Films, a film production and finance group and winner of the 2011 Academy Award for Best Picture, Concentrated Leaders Fund Limited, an investment company listed on the ASX, Regeneus Limited, an ASX listed biotech company and a Director of Sherman Contemporary Art Foundation, a charitable cultural organisation.

Michael Britton (external member)

Michael is one of two external members of the Compliance Committee. He is a member of the compliance committee for the New Energy Solar Fund, the Fort Street Real Estate Capital Fund Series, the Cordish Dixon Private Equity Fund Series, the

Evans & Partners Asia Fund
Corporate governance statement
30 June 2020

Evans & Partners Global Flagship Fund, the Australian Governance & Ethical Index Fund, the Evans & Partners Australian Flagship Fund, the Venture Capital Opportunities Fund and the Evans & Partners Global Disruption Fund. He is also an independent member of Compliance Committees for NorthWest Australia (Schemes 2 & 3), Angas Asset Management Fund, Angas Prime and Angas Direct. Michael has over 36 years of commercial and financial services experience, initially with Boral Limited and culminating in 13 years as General Manager of the corporate businesses of The Trust Company Limited (now part of Perpetual Limited) (**The Trust Company**) where he established the company's reputation as a leader in the delivery of independent responsible entity services. He has represented The Trust Company as a director on the boards of both domestic and offshore operating subsidiary companies and a large number of special purpose companies delivering the responsible entity function in both conventional and stapled, ASX listed and unlisted managed investment schemes. Michael has acted as a Responsible Manager (as recognised by ASIC), a member of committees of inspection in relation to large insolvency administrations and as an independent compliance committee member for substantial investment managers with portfolios of managed investment schemes.

Currently Michael is an independent director on the boards of the now unlisted Westfield Corporation Limited and Westfield America Management Limited (following Unibail Rodamco absorbing the Westfield offshore Shopping Malls). He is an independent director of the unlisted Knights Capital Group Limited, a Perth-based investor. He is the sole independent director of two special purpose companies involved in high profile wholesale debt capital and securitisation transactions in the aviation and motor vehicle industries and is also a panel member for the Australian Financial Complaints Authority (formerly Financial Ombudsman Services Limited).

Michael holds degrees in Jurisprudence and Law from the University of New South Wales and is a Graduate Member of the Australian Institute of Company Directors and a Fellow of the Governance Institute of Australia.

The Board, having considered their overall responsibilities, the size and structure of the Fund and other duties performed by the Compliance Committee, does not consider it appropriate, at this time, to establish an audit committee.

5. Making timely and balanced disclosure

The Board is committed to complying with its continuous disclosure obligations under the *Corporations Act 2001 (Cth)* and ASX Listing Rules, as well as releasing relevant information to the market and unitholders in a timely and direct manner to promote investor confidence in the Fund and its securities.

The Fund has adopted a Continuous Disclosure Policy (as specified in Section 4 of the Corporate Governance Charter) to ensure the Fund complies with its continuous disclosure requirements. This policy is administered by the Board and monitored by the Compliance Committee.

6. Respect the rights of unitholders

Rights of unitholders

The Fund promotes effective communication with unitholders. The Board has developed a strategy within its Continuous Disclosure Policy to ensure that unitholders are informed of all major developments affecting the Fund's performance, governance, activities and state of affairs. This includes using a website to facilitate communication with unitholders. Each unitholder is also provided online access to Boardroom Pty Limited (**Registry**) to allow them to receive communications from, and send communication to, the Responsible Entity and the Registry. Information is communicated through announcements to the ASX, releases to the media and the dispatch of financial reports. Unitholders are provided with an opportunity to access such reports and releases electronically. Copies of all ASX announcements are linked to the Fund's website.

These include:

- monthly net tangible asset backing announcements;
- quarterly investment updates;
- the half-year report;

- the annual report;
- occasional ASX announcements made to comply with the Fund's continuous disclosure requirements; and
- occasional correspondence sent to unitholders on matters of significance to the Fund.

The Board encourages full participation of unitholders at the general meetings to ensure a high level of accountability and identification with the Fund's strategy. Unitholders who are unable to attend the general meeting are given the opportunity to provide questions or comments ahead of the meeting and where appropriate, these questions are answered at the meeting.

7. Recognise and manage risk

The Board has accepted the role of identification, assessment, monitoring and managing the significant areas of risk applicable to the Fund and its operations. It has not established a separate committee to deal with these matters as this responsibility will be undertaken by the Compliance Committee. The Board also monitors and appraises financial performance, including the approval of annual and half-year financial reports and liaising with the Fund's auditor.

In order to evaluate and continually improve the effectiveness of its risk management and internal control processes the Board conducts an annual review of its risk management framework to satisfy itself that the framework continues to be sound. A review of the risk management framework took place for the reporting period.

The Fund does not have any material exposure to economic, environmental and social sustainability risks.

The Board receives a letter half-yearly from the Fund's external auditor regarding their procedures and reporting that the financial records have been properly maintained and the financial statements comply with the Australian accounting standards

The Responsible Entity provides declarations required by Section 295A of the *Corporations Act 2001 (Cth)* for all financial periods and confirms that in its opinion the financial records of the Fund have been properly maintained and that the financial statements and accompanying notes comply with the Australian Accounting Standards and give a true and fair view of the financial position and performance of the Fund, based on its review of the internal control systems, management of risk, the financial statements and the letter from the Fund's external auditor.

Details of the Fund's financial risk management are set out in the notes to the financial statements in the annual report.

8. Remunerate fairly and responsibly

Remuneration policy

Due to the relatively small size of the Fund and its operations, the Board does not consider it appropriate at this time to establish a formal remuneration committee.

Directors of the Fund are remunerated by the Responsible Entity. In accordance with the Fund's constitution, the Responsible Entity is entitled to a management fee for services rendered. Details of the Fund's related party transactions are disclosed in the notes to financial statements within the annual report. The Fund's constitution is available to unitholders on request.

Evans & Partners Asia Fund
Directors' report
30 June 2020

The directors of Walsh & Company Investments Limited, the Responsible Entity of Evans & Partners Asia Fund (the **Fund** or **EAF**) present their report together with the annual financial report for the Fund for the period 1 July 2019 to 30 June 2020.

Directors

The directors of the Responsible Entity at any time during or since the end of the financial period are listed below:

Stuart Nisbett	Appointed 19 December 2019
Warwick Keneally	
Mike Adams	
Peter Shear	Appointed 19 December 2019
Alex MacLachlan	Resigned 19 December 2019

Directors have been in office since the start of the financial period to the date of this report unless otherwise stated.

Information on directors

Stuart Nisbett

Stuart is currently Executive Director and Principal at Archerfield Capital Partners, a boutique corporate advisory firm specialising in real estate, which he established in 2008. He has more than 30 years experience in property development, property funds management, equity and debt raising, corporate advisory and project finance.

Previously, Stuart was Executive Director, Head of Property Funds at ANZ Investment Bank. He was also the Managing Director, Head of Property Banking & Property Investment Banking at N M Rothschild & Sons (Australia) Limited. Stuart has also held senior roles at director level at Macquarie Bank Property Investment Banking Division and at Lend Lease Corporation in its development and commercial asset management divisions. Stuart was appointed to the Board of Walsh & Company Investments Limited on 19 December 2019.

Stuart is a Chartered Accountant and holds a Bachelor of Commerce with Merit and a Masters of Commerce from the University of NSW, and in 2005 was appointed a Fellow of the Australian Property Institute.

Alex MacLachlan

Alex joined Dixon Advisory in 2008 to lead the then newly formed Funds Management division, which later became Walsh & Company. From funds under management of under \$100 million at the time of his start, Alex has grown Walsh & Company Group to over \$6 billion of assets under management today, with investments across residential and commercial property, fixed income, private equity, listed equities and renewable energy. Prior to joining the firm, Alex was an investment banker at UBS AG, where he rose to Head of Energy for Australasia. During his tenure in investment banking, Alex worked on more than \$100 billion in mergers and acquisitions and capital markets transactions, advising some of the world's leading companies. Alex resigned from the Board of Walsh & Company Investments Limited on 19 December 2019.

Alex has a Bachelor of Arts from Cornell University and a Masters of Business Administration from The Wharton School, University of Pennsylvania.

Warwick Keneally

Warwick is Head of Finance at Walsh & Company, the Funds Management division of Evans Dixon Limited.

Before joining Walsh & Company, Warwick worked in chartered accounting firms specialising in turnaround and restructuring. Warwick started his career with KPMG, working in their Canberra, Sydney and London offices and has undertaken a range of complex restructuring engagements across Europe, UK and Australia, for a range of Australian, UK, European and US banks.

Warwick has worked with companies and lenders to develop and implement strategic business options, provide advice in relation to continuous disclosure requirements, develop cash forecasting training for national firms, and lectured on cash management.

Warwick has a Bachelor of Economics and Bachelor of Commerce from the Australian National University and is a Member of the Institute of Chartered Accountants in Australia and New Zealand.

Evans & Partners Asia Fund
Directors' report
30 June 2020

Mike Adams

Mike has extensive experience across a broad range of corporate, commercial and private client sectors. His core practice areas involve the provision of advice and transactional expertise in relation to new and existing retail financial products and the regulatory framework within which they operate, as well as debt and equity financing, intellectual property, and film and television media law among others. Mike has previously worked in private practice, public sector and in-house roles in Australia, New Zealand and the United Kingdom, acting across multiple industries for a variety of clients, including high-net-worth individuals, banks and financial institutions, as well as numerous listed and unlisted corporate entities.

Mike is also a director with MA Law, a Sydney-based financial services law firm, and is admitted as a solicitor of the Supreme Court of NSW. He has a Bachelor of Laws from the University of Otago.

Peter Shear

Peter has significant expertise in funds management, financial advisory and complex lending arrangements including leveraged finance, property development and debt workout situations. Peter was most recently Co-Managing Partner of Opportunistic Lending and Special Situations at LIM Advisors. Prior to this role, Peter held the positions of Chief Risk Officer and Managing Director & Head of Corporate and Structured Finance at Lloyds Banking Group (and its predecessor HBOS plc) in Australia. Peter was also previously a Partner in Corporate Finance & Restructuring at Ernst & Young. Peter was appointed to the Board of Walsh & Company Investments Limited on 19 December 2019.

Peter has a Bachelor of Business from the University of Technology Sydney, an Executive MBA from AGSM, is a member of Chartered Accountants Australia and New Zealand, a Fellow of FINSIA and a Graduate Member of the Australian Institute of Company Directors.

Principal activities

The Fund is a registered managed investment scheme structured as a closed end unit trust that is domiciled in Australia and quoted on the Australian Securities Exchange (**ASX**) (ticker code: **EAF**). It was registered on 16 February 2018. The registered office and principal place of business of the Responsible Entity of the Fund is located at Level 15, 100 Pacific Highway, North Sydney, NSW, 2060.

The principal activity of the Fund during the financial period was to provide investors with attractive risk-adjusted returns over the long-term by investing in high-quality companies in the Asia ex Japan region.

There were no significant changes in the nature of this activity during the year.

Review of financial results and operations

a) Financial results for the year

The performance of the Fund, as represented by the results of its operations for the relevant years ended 30 June, were as follows:

	2020 \$	2019 \$
Results		
Total investment income (\$)	9,891,583	11,125,026
Total expenses (\$)	(2,360,141)	(2,531,796)
Net profit (\$)	<u>7,531,442</u>	<u>8,593,230</u>
	2020	2019
Distribution		
Distribution - (\$)	5,316,058	6,481,829
Distribution (cents per unit)	5.28	5.20

	2020 \$	2019 \$
Net asset value		
Net asset value per unit (dollars per unit) (\$)	1.27	1.25

b) Performance returns

The performance returns shown in the table below are for the relevant periods ended 30 June, and have been calculated using the net asset value per unit for the Fund, which is after fees and expenses, assuming reinvestment of distributions. The returns are calculated monthly and compounded to produce longer period returns.

	2020 %	2019 %
Performance		
Growth return (i)	1.6	1.7
Distribution return (ii)	4.1	4.6
Total return (iii)	5.7	6.3

(i) The Growth return is calculated as a percentage by dividing the end of period net asset value per unit by the net asset value per unit at the start of the period minus 1.

(ii) The Distribution return is calculated as a percentage by subtracting the Growth return from the Total return.

(iii) The Total return is calculated as a percentage by dividing the end of period net asset value per unit (cum-distribution) by the net asset value per unit at the start of the period minus 1.

Significant changes in the state of affairs

There were no significant changes in the state of affairs of the Fund during the financial year.

Future developments and expected results of operations

The Fund will continue to invest in companies and businesses in accordance with the investment strategy as set out in the Fund's Product Disclosure Statement dated 23 March 2018. The method of operating the Fund is not expected to change in the foreseeable future, however the results of the Fund's operations may be affected by a number of factors, including the performance of investment markets in which the Fund invests. Investment performance is not guaranteed and future returns may differ from past returns. As investment conditions change over time, past returns should not be used to predict future returns.

Options

No options were granted over issued or unissued units in the Fund during, or since, the end of the year.

Indemnity and insurance

Under the Fund's constitution, the Responsible Entity, including its officers and employees, is indemnified out of the Fund's assets for any loss, damage expense or other liability incurred by it in properly performing or exercising any of its power, duties or rights in relation to the Fund.

Insurance premiums have been paid, during or since the end of the financial period, for all of the directors of the Responsible Entity of the Fund. The contract of insurance prohibits disclosure of the nature of the liability and the amount of the premium.

No indemnities have been given or insurance premiums paid, during or since the end of the financial period, for the auditor of the Fund.

Environmental regulation

The Fund is not subject to any significant environmental regulation under Australian Commonwealth or State law.

Fund assets

The value of the Fund's assets is disclosed in the Statement of financial position and derived using the basis set out in Note 3 to the financial statements.

Interests in the Fund

The movement in units on issue in the Fund during the financial period is disclosed in note 10 of the financial statements.

Interests held by the Responsible Entity and Directors

The number of units in the Fund held by the Responsible Entity, their related parties and Directors at the date of this report are disclosed in note 14 to the financial statements.

Fees paid to the Responsible Entity or its associates

Fees paid to the Responsible Entity and its associates out of Fund property during the financial period are disclosed in note 14 to the financial statements.

No fees were paid out of Fund property to the directors of the Responsible Entity during the financial period.

Events subsequent to reporting period

On 25 August 2020, the Responsible Entity of the Fund announced that it is exploring changing the Fund from a closed-ended listed unit trust to an open-ended unlisted unit trust in an effort to optimise the structure of the Fund for growth. As part of this review, the Responsible Entity will be assessing the options available, including continuing with status quo or changing to an open-ended unlisted structure that allows continuous applications and redemptions at the Fund's net tangible asset value per unit (subject to a buy/sell spread). The Responsible Entity will give further consideration to the advantages and disadvantages of each options before putting a proposal to unitholders for approval.

No other matters or circumstances have arisen since 30 June 2020 that have significantly affected, or may significantly affect, the Fund's operations, the results of those operations, or the Fund's state of affairs in future financial years.

Auditor's independence declaration

A copy of the auditor's independence declaration as required under section 307C of the Corporations Act 2001 is set out immediately after this directors' report.

This report is made in accordance with a resolution of directors, pursuant to section 298(2)(a) of the Corporations Act 2001.

On behalf of the directors



Stuart Nisbett
Chairman

26 August 2020

The Board of Directors
Walsh & Company Investments Limited
as Responsible Entity for:
Evans & Partners Asia Fund
Level 15, 100 Pacific Highway
North Sydney NSW 2060

26 August 2020

Dear Board Members


Evans & Partners Asia Fund

In accordance with section 307C of the *Corporations Act 2001*, I am pleased to provide the following declaration of independence to the directors of the Responsible Entity of Evans & Partners Asia Fund.

As lead audit partner for the audit of the financial statements of the Evans & Partners Asia Fund for the year ended 30 June 2020, I declare that to the best of my knowledge and belief, there have been no contraventions of:

- (i) the auditor independence requirements of the *Corporations Act 2001* in relation to the audit; and
- (ii) any applicable code of professional conduct in relation to the audit.

Yours sincerely



DELOITTE TOUCHE TOHMATSU



Weng W Ching
Partner
Chartered Accountants

Evans & Partners Asia Fund
Statement of profit or loss and other comprehensive income
For the year ended 30 June 2020

	Note	2020 \$	2019 \$
Investment income			
Dividend and distribution income		2,465,046	3,386,298
Interest income		15,844	22,253
Net gain on financial assets at fair value through profit or loss		8,133,107	7,709,077
Net foreign currency (losses)/gains		(722,414)	7,398
Total net investment income		<u>9,891,583</u>	<u>11,125,026</u>
Expenses			
Management fees	14	(1,780,462)	(1,836,628)
Performance fees	14	(440,850)	(522,579)
Investment transaction costs	14	(138,829)	(172,589)
Total expenses		<u>(2,360,141)</u>	<u>(2,531,796)</u>
Profit before income tax expense		7,531,442	8,593,230
Income tax expense		-	-
Profit after income tax expense for the year		7,531,442	8,593,230
Other comprehensive income for the year, net of tax		-	-
Total comprehensive income for the year		<u><u>7,531,442</u></u>	<u><u>8,593,230</u></u>
		Cents	Cents
Basic earnings per unit	6	6.94	6.74
Diluted earnings per unit	6	6.94	6.74

The above statement of profit or loss and other comprehensive income should be read in conjunction with the accompanying notes

Evans & Partners Asia Fund
Statement of financial position
As at 30 June 2020

	Note	2020 \$	2019 \$
Assets			
Cash and cash equivalents	7	10,353,350	5,263,411
Receivables	8	447,127	798,810
Financial assets	9	<u>111,402,671</u>	<u>150,226,366</u>
Total assets		<u>122,203,148</u>	<u>156,288,587</u>
Liabilities			
Payables	10	210,517	791,362
Distributions payable		<u>2,518,384</u>	<u>3,167,727</u>
Total liabilities		<u>2,728,901</u>	<u>3,959,089</u>
Net assets		<u><u>119,474,247</u></u>	<u><u>152,329,498</u></u>
Equity			
Issued capital	11	122,901,138	157,971,773
Accumulated losses		<u>(3,426,891)</u>	<u>(5,642,275)</u>
Total equity		<u><u>119,474,247</u></u>	<u><u>152,329,498</u></u>

The above statement of financial position should be read in conjunction with the accompanying notes

Evans & Partners Asia Fund
Statement of changes in equity
For the year ended 30 June 2020

	Issued capital \$	Accumulated losses \$	Total equity \$
Balance at 1 July 2018	167,721,836	(7,753,676)	159,968,160
Profit after income tax expense for the year	-	8,593,230	8,593,230
Other comprehensive income for the year, net of tax	-	-	-
Total comprehensive income for the year	-	8,593,230	8,593,230
<i>Transactions with unitholders in their capacity as unitholders:</i>			
Issued capital (note 11)	2,214,006	-	2,214,006
Unit buy-backs (note 11)	(11,933,489)	-	(11,933,489)
Buy-back costs (note 11 and 14)	(30,580)	-	(30,580)
Distributions paid or payable (note 5)	-	(6,481,829)	(6,481,829)
Balance at 30 June 2019	<u>157,971,773</u>	<u>(5,642,275)</u>	<u>152,329,498</u>
	Issued capital \$	Accumulated losses \$	Total equity \$
Balance at 1 July 2019	157,971,773	(5,642,275)	152,329,498
Profit after income tax expense for the year	-	7,531,442	7,531,442
Other comprehensive income for the year, net of tax	-	-	-
Total comprehensive income for the year	-	7,531,442	7,531,442
<i>Transactions with unitholders in their capacity as unitholders:</i>			
Issued capital (note 11)	1,710,267	-	1,710,267
Unit buy-backs (note 11)	(36,686,892)	-	(36,686,892)
Buy-back costs (note 11 and 14)	(94,010)	-	(94,010)
Distributions paid or payable (note 5)	-	(5,316,058)	(5,316,058)
Balance at 30 June 2020	<u>122,901,138</u>	<u>(3,426,891)</u>	<u>119,474,247</u>

The above statement of changes in equity should be read in conjunction with the accompanying notes

Evans & Partners Asia Fund
Statement of cash flows
For the year ended 30 June 2020

	Note	2020 \$	2019 \$
Cash flows from operating activities			
Interest received		17,955	22,662
Dividends and distributions received		2,801,266	3,206,546
Tax refund received		317,532	318,562
Management and administration fees paid		<u>(3,003,488)</u>	<u>(2,304,013)</u>
Net cash from operating activities	15	<u>133,265</u>	<u>1,243,757</u>
Cash flows from investing activities			
Payments for investments		(15,899,892)	(27,066,946)
Proceeds from disposal of investments		<u>62,532,795</u>	<u>37,026,501</u>
Net cash from investing activities		<u>46,632,903</u>	<u>9,959,555</u>
Cash flows from financing activities			
Payment of buy-back costs	11	(94,010)	(30,580)
Payment for unit buy-backs	11	(36,789,738)	(11,630,151)
Distributions paid	5	<u>(4,255,135)</u>	<u>(4,472,886)</u>
Net cash used in financing activities		<u>(41,138,883)</u>	<u>(16,133,617)</u>
Net increase/(decrease) in cash and cash equivalents		5,627,285	(4,930,305)
Cash and cash equivalents at the beginning of the financial year		5,263,411	10,126,745
Effects of exchange rate changes on cash and cash equivalents		<u>(537,346)</u>	<u>66,971</u>
Cash and cash equivalents at the end of the financial year	7	<u><u>10,353,350</u></u>	<u><u>5,263,411</u></u>

The above statement of cash flows should be read in conjunction with the accompanying notes

1. General information

Evans & Partners Asia Fund is a registered managed investment scheme domiciled in Australia. The investment objective of the Fund is to provide investors with attractive risk-adjusted returns over the long-term by investing in high-quality companies in the Asia ex Japan region.

The financial statements were authorised for issue, in accordance with a resolution of directors, on 26 August 2020. The directors have the power to amend and reissue the financial statements.

2. New Accounting Standards and Interpretations

Adoption of new and revised Accounting Standards

The Fund has adopted all of the new and revised Standards and Interpretations issued by the Australian Accounting Standards Board (**AASB**) that are relevant to their operations and effective for the current year. The impact of the adoption is not material to the Fund's financial report in the current or future reporting periods and on foreseeable future transactions.

Accounting Standards and Interpretations issued but not yet effective

New standards, amendments to standards and interpretations that are effective for annual reporting periods beginning on or after 1 January 2020 have not been early adopted in preparing these financial statements. There are no standards that are not yet effective and that are expected to have a material impact on the Fund.

3. Significant accounting policies

Basis of preparation

The financial statements have been prepared on an accrual basis and are based on historical cost, except for the revaluation of certain financial instruments. Cost is based on the fair values of the consideration given in exchange for assets. All amounts are presented in Australian dollars unless otherwise noted.

Statement of compliance

The financial statements are general purpose financial statements which have been prepared in accordance with Australian Accounting Standards issued by the AASB and the *Corporations Act 2001*. Compliance with Australian Accounting Standards ensures the financial statements and notes to the financial statements of the Fund comply with the International Financial Reporting Standards (**IFRS**) issued by the International Accounting Standards Board (**IASB**).

The following accounting policies have been adopted in the preparation and presentation of the financial report.

Foreign currency translation

The functional and presentation currency of the Fund is Australian dollars.

Transactions in foreign currencies are initially recorded in Australian dollars by applying the exchange rates ruling at the date of the transaction. Monetary assets and liabilities denominated in foreign currencies that are outstanding at the reporting date are retranslated at the rate of exchange ruling at the Statement of financial position date. Non-monetary items carried at fair value that are denominated in foreign currencies are translated at the rates prevailing at the date when the fair value was determined. Non-monetary items that are measured in terms of historical cost in a foreign currency are not retranslated.

Foreign currency exchange differences arising on translation and realised gains and losses on disposals or settlements of monetary assets and liabilities are recognised in the Statement of profit or loss and other comprehensive income. Foreign currency exchange differences relating to investments at fair value through profit or loss are included in gains and losses on investments. All other foreign currency exchange differences relating to monetary items, including cash and cash equivalents are presented separately in the Statement of profit or loss and other comprehensive income.

Investment income

Dividend/distribution income

Distribution income is recognised when the right to receive a distribution has been established, gross of any non-recoverable related foreign withholding tax.

3. Significant accounting policies (continued)

Interest income

Interest income is recognised in profit or loss using the effective interest method. This is a method of calculating the amortised cost of a financial asset and allocating the interest income over the relevant period using the effective interest rate, which is the rate that exactly discounts estimated future cash receipts through the expected life of the financial asset to the net carrying amount of the financial asset.

Net change in fair value of investments

Realised and unrealised gains and losses on investments are measured at fair value through profit or loss are recognised in the Statement of profit or loss and other comprehensive income.

Taxes

Income tax

Under current Australian income tax laws, the Fund is not liable to pay income tax provided its distributable income for each income year is fully distributed to Unitholders, by way of cash or reinvestment.

The Fund primarily invests in international securities and may incur reclaimable withholding tax by certain countries on investment income and realised gains. Such income is recorded gross of withholding tax in the Statement of comprehensive income.

Goods and Services Tax (GST)

Revenues, expenses and assets are recognised net of the amount of GST, except where the amount of GST incurred is not recoverable from the Australian Taxation Office. In these circumstances, the GST is recognised as part of the cost of acquisition of the asset or as part of an item of expense.

The Fund qualifies for reduced input tax credits at a minimum of 55%.

Where fees are stated to be exclusive of GST and GST is payable on any fee, the fee will be increased by an amount equal to the GST payable.

Cash flows are presented in the Statement of cash flows on a gross basis.

Cash and cash equivalents

Cash and cash equivalents includes cash on hand, deposits held at call with financial institutions, other short-term, highly liquid investments with original maturities of three months or less that are readily convertible to known amounts of cash and which are subject to an insignificant risk of changes in value.

Receivables

Receivables include balances due from brokers, dividends and distributions receivable, reduced input tax credit receivable and other receivables. Amounts are generally received within 30 days of being accrued for. Receivable amounts are recognised initially at fair value and subsequently measured at amortised cost. At each reporting date, the Fund shall measure the loss allowance on receivables at an amount equal to the lifetime expected credit losses if the credit risk has increased significantly since initial recognition.

The amount of the impairment loss is recognised in profit or loss within other operating expenses. When receivables for which an impairment allowance had been recognised becomes uncollectible in a subsequent period, it is written off against the allowance account. Subsequent recoveries of amounts previously written off are credited against other operating expenses in profit or loss.

Financial instruments

Financial Instruments, incorporating financial assets and financial liabilities, are recognised on trade date, when the Fund becomes a party to the contractual provisions of the instrument.

3. Significant accounting policies (continued)

The Fund classifies its investments based on its business model for managing those financial assets and their contractual cash flow characteristics. The Fund's portfolio of financial assets is managed and its performance is evaluated on a fair value basis in accordance with the Fund's documented investment strategy. The Fund evaluates the information about its investments on a fair value basis together with other related financial information.

The Fund holds financial assets comprising equity securities. These securities are mandatorily classified as fair value through profit or loss.

Financial assets

Financial assets at fair value through profit or loss are measured initially at fair value, with transaction costs recognised in the Statement of profit or loss and other comprehensive income. Subsequent to initial recognition, all financial assets held at fair value through profit or loss are measured at fair value with changes in their fair value recognised in the Statement of profit or loss and other comprehensive income. Financial assets not at fair value through profit or loss, including receivables, are measured initially at fair value plus transaction costs that are directly attributable to its acquisition or issue and are subsequently measured at amortised cost using the effective interest rate method and are assessed for impairment based on the expected credit loss (ECL) model.

Financial liabilities

Financial liabilities are classified as derivative or non-derivative instruments as appropriate. Financial liabilities at fair value through profit or loss are measured initially at fair value, with transaction costs recognised in the Statement of profit or loss and other comprehensive income. Financial liabilities not at fair value through profit or loss are measured initially at fair value plus transaction costs and are subsequently measured at amortised cost using the effective interest rate method.

Derecognition

Financial assets are derecognised where the contractual rights to receipt of cash flows expire or the asset is transferred to another party whereby the entity no longer has any significant continuing involvement in the risks and benefits associated with the asset. Financial liabilities are derecognised where the related obligations are discharged or cancelled or expire.

Fair value

The fair value of equity securities traded in active markets is based on their quoted market prices at the end of the reporting date without any deduction for estimated future selling costs. The quoted market price used for securities held by the Fund is the current bid price and the quoted market price for financial liabilities is the current asking price. If a quoted market price is not available on a recognised securities exchange or from a broker/dealer for non-exchange-traded financial instruments, the fair value of the instrument is estimated using valuation techniques. Valuation techniques used include recent arm's length market transactions, reference to the current fair value of other instruments that are substantially the same, discounted cash flows techniques, option pricing models, and other valuation techniques commonly used by market participants.

Trade and other payables

Trade and other payables are recognised when the Fund becomes obliged to make future payments resulting from the purchase of goods or services. The balance is unsecured and is recognised as a current liability with the amount being normally paid within 30 days of recognition of the liability.

Issued capital

Ordinary units

Ordinary units are classified as equity. Issued capital is recognised at the fair value of the consideration received by the Fund. Incremental costs directly attributable to the issue of the ordinary units are recognised as a deduction from equity.

3. Significant accounting policies (continued)

Distributions to unitholders

Distributions to unitholders are recognised in the reporting period in which the distributions are declared, determined, or publicly recommended by the Board of the Responsible Entity on or before the end of the financial period. A distribution payable is recognised in the Statement of financial position where the amount is not yet distributed at balance date.

Earnings per unit

Basic and diluted earnings per unit

Basic earnings per unit is determined by dividing the profit or loss excluding any cost of servicing equity other than ordinary units by the weighted average number of ordinary units outstanding during the financial period. Diluted earnings per unit is the same as basic earnings per unit because there are no dilutive potential ordinary units.

Critical accounting estimates and judgements

The Directors evaluate estimates and judgements incorporated into the financial statements based on historical knowledge and best-available current information. Estimates assume a reasonable expectation of future events and are based on current trends and economic data obtained both externally and within the Fund. The ECL impairment model has not materially impacted the Fund.

4. Operating segments

The Fund operates in Australia. Its investments are managed on a single portfolio basis and in one business segment being equity investment. The Fund continues to have foreign exposures as it invests in companies which operate internationally.

5. Distributions

Distributions paid or declared during the financial period were as follows:

	2020 \$	2019 \$
Distribution - 2.60 cents per unit paid on 4 February 2019	-	3,314,102
Distribution - 2.60 cents per unit paid on 2 August 2019	-	3,167,727
Distribution - 2.60 cents per unit paid on 3 February 2020	2,797,674	-
Distribution - 2.68 cents per unit paid on 31 July 2020	2,518,384	-
	<u>5,316,058</u>	<u>6,481,829</u>

The Fund's Distribution Reinvestment Plan (**DRP**) was available to eligible unitholders during the year ended 30 June 2020.

Under the terms of the **DRP**, eligible unitholders are able to elect to reinvest all or part of their cash distributions in additional units in the Fund. Units are issued and/or transferred to **DRP** participants at a price that is determined by the Responsible Entity in accordance with the **DRP** Rules.

Investors who participated in the **DRP** received units at an issue price that includes a 5% discount to the Net Asset Value (**NAV**) per unit. The full cost of the discount will be paid for by the Responsible Entity in its personal capacity and is recognised as a receivable in the Statement of financial position.

Evans & Partners Asia Fund
Notes to the financial statements
30 June 2020

6. Earnings per unit

	2020	2019
	\$	\$
Profit after income tax	<u>7,531,442</u>	<u>8,593,230</u>
	Number	Number
Weighted average number of ordinary units used in calculating basic earnings per unit	<u>108,466,252</u>	<u>127,420,601</u>
Weighted average number of ordinary units used in calculating diluted earnings per unit	<u>108,466,252</u>	<u>127,420,601</u>
	Cents	Cents
Basic earnings per unit	6.94	6.74
Diluted earnings per unit	6.94	6.74

7. Cash and cash equivalents

	2020	2019
	\$	\$
Cash at bank	<u>10,353,350</u>	<u>5,263,411</u>

8. Receivables

	2020	2019
	\$	\$
Other receivables	-	61
Dividends receivable	408,008	744,228
Interest receivable	380	2,491
GST receivable	<u>38,739</u>	<u>52,030</u>
	<u>447,127</u>	<u>798,810</u>

9. Financial assets

	2020	2019
	\$	\$
Equity investments - listed	106,380,105	144,203,412
Managed funds - unlisted	<u>5,022,566</u>	<u>6,022,954</u>
	<u>111,402,671</u>	<u>150,226,366</u>

Refer to note 13 for further information on fair value measurement.

The market values of the individual investments held at the end of the reporting period are set out immediately before the Unitholder Information.

Evans & Partners Asia Fund
Notes to the financial statements
30 June 2020

10. Payables

	2020	2019
	\$	\$
Unsettled buy-backs	200,492	303,338
Accrued expenses	10,025	156,272
Accrued performance fee	-	331,752
	<u>210,517</u>	<u>791,362</u>

Refer to note 12 for further information on financial instruments.

11. Issued capital

	2020	2019	2020	2019
	Units	Units	\$	\$
Ordinary units - fully paid	<u>93,806,303</u>	<u>121,537,703</u>	<u>122,901,138</u>	<u>157,971,773</u>

Movements in ordinary unit capital

Details	Date	Units	\$
Balance	1 July 2018	129,722,701	167,721,836
Issue of ordinary units at \$1.17 per unit (distribution reinvested)	3 August 2018	978,762	1,145,819
Issue of ordinary units at \$1.08 per unit (distribution reinvested)	4 February 2019	988,532	1,068,187
Unit buy-backs		(10,152,292)	(11,933,489)
Buy-back costs		-	(30,580)
Balance	30 June 2019	121,537,703	157,971,773
Issue of ordinary units at \$1.20 per unit (distribution reinvested)	2 August 2019	764,658	918,190
Issue of ordinary units at \$1.36 per unit (distribution reinvested)	3 February 2020	581,968	792,077
Unit buy-backs		(29,078,026)	(36,686,892)
Buy-back costs		-	(94,010)
Balance	30 June 2020	<u>93,806,303</u>	<u>122,901,138</u>

Ordinary units

All issued units are fully paid. The holders of ordinary units are entitled to one vote per unit at meetings of the Fund and are entitled to receive distributions declared from time to time by the Responsible Entity.

Unit buy-back

There is a current on-market unit buy-back.

Capital management

The Fund manages its capital to ensure it will be able to continue as a going concern while maximising the return to unitholders. The capital structure of the Fund consists of issued capital amounting to \$122,901,138 net of issue and buyback costs. The Fund is not subject to any externally imposed capital requirements.

12. Financial instruments

Financial risk management

The Fund's financial instruments primarily comprises listed equity investments, unlisted investments and deposits with banks. The Fund's investment objective is to provide investors with attractive risk-adjusted returns over the long-term by investing in high-quality companies in the Asia ex Japan region. The main risks the Fund is exposed to through its financial instruments are market risk (including foreign currency risk, price risk and interest rate risk), credit risk and liquidity risk.

The Responsible Entity has overall responsibility for the establishment and oversight of the risk management framework, including developing and monitoring risk management policies.

Market risk

Foreign currency risk

The Fund invests in financial instruments and enters into transactions that are denominated in currencies other than its functional currency, primarily in US dollars (**USD**), Hong Kong dollars (**HKD**), Korean won (**KRW**), Taiwanese dollars (**TWD**), Singaporean dollars (**SGD**), Indonesian Rupiah (**IDR**), Thai baht (**THB**), Indian rupee (**INR**), Malaysian ringgit (**MYR**), Philippine peso (**PHP**) and Chinese yuans (**CNY**). Consequently, the Fund is exposed to risk that the exchange rate of its currency relative to foreign currencies may change in a manner that has an adverse effect on the fair value or future cash flows of that portion of the Fund's financial assets or liabilities denominated in currencies other than the Australian dollar.

The Fund's total net exposure to fluctuations in foreign currency exchanges rates at Statement of financial position date was:

	2020 \$	2019 \$	2020 %	2019 %
HKD	34,292,552	57,455,038	28%	37%
USD	28,283,171	28,345,574	24%	18%
TWD	13,459,460	14,774,470	11%	10%
INR	10,946,166	13,395,641	9%	9%
SGD	7,142,536	9,869,144	6%	6%
KRW	5,771,669	8,784,898	5%	6%
IDR	5,116,493	8,264,593	4%	5%
THB	4,889,152	6,130,687	4%	4%
CNY	7,805,177	5,177,165	6%	3%
MYR	1,861,753	2,932,122	2%	2%
PHP	1,527,701	-	1%	-
	<u>121,095,830</u>	<u>155,129,332</u>		

The remaining net carrying value of the Fund's financial assets and financial liabilities not disclosed above are in Australian dollars (**AUD**).

The Fund has performed sensitivity analysis relating to its exposure to its currency risk at balance date. This sensitivity analysis demonstrates the effect on the current year results and equity which would result from a change in these risks on financial assets and financial liabilities which with all other variables remaining constant, would be as follows:

2020	% change	AUD strengthened		% change	AUD weakened	
		Effect on profit before tax	Effect on equity		Effect on profit before tax	Effect on equity
Financial assets and financial liabilities	5%	<u>(5,766,468)</u>	<u>(5,766,468)</u>	(5%)	<u>6,373,465</u>	<u>6,373,465</u>

12. Financial instruments (continued)

2019	% change	AUD strengthened		% change	AUD weakened	
		Effect on profit before tax	Effect on equity		Effect on profit before tax	Effect on equity
Financial assets and financial liabilities	5%	<u>(7,387,111)</u>	<u>(7,387,111)</u>	(5%)	<u>8,164,702</u>	<u>8,164,702</u>

Equity price risk

Equity price risk is the risk that the fair values of equities decrease as a result of changes in the levels of equity indices and the value of individual securities. The equity price risk exposure arises from the Fund's investments in equity securities. The Investment Manager manages the Fund's equity price risk in accordance with the Fund's investment objectives and policies, as detailed in the current Product Disclosure Statement.

As the majority of the Fund's financial instruments are carried at fair value with changes in fair value recognised in the Statement of comprehensive income, all changes in market conditions will directly affect investment income.

The following table illustrates the effect on profit before tax and equity from possible changes in the value of equity investments, with all other variables remaining constant.

2020	% change	Average price increase		% change	Average price decrease	
		Effect on profit before tax	Effect on equity		Effect on profit before tax	Effect on equity
Equity investments	5%	<u>5,570,134</u>	<u>5,570,134</u>	(5%)	<u>(5,570,134)</u>	<u>(5,570,134)</u>

2019	% change	Average price increase		% change	Average price decrease	
		Effect on profit before tax	Effect on equity		Effect on profit before tax	Effect on equity
Equity investments	5%	<u>7,511,318</u>	<u>7,511,318</u>	(5%)	<u>(7,511,318)</u>	<u>(7,511,318)</u>

Interest rate risk

Interest rate risk is the risk that the fair value or future cash flows of a financial instrument will fluctuate because of changes in market interest rates. The Fund is exposed to interest rate risk on its variable rate cash deposits. The Fund currently does not hedge against this exposure.

The Fund's exposure to interest rate risk is limited to cash deposits. At 30 June 2020, approximately 91.5% of the financial assets were non-interest bearing and 8.5% of the financial assets were at a floating rate, represented by the cash and cash equivalents balance on the Statement of financial position

The following table demonstrates the sensitivity to a reasonably possible change in interest rates on financial assets that are subject to variable interest rates:

2020	1% increase		1% decrease	
	Effect on profit before tax	Effect on equity	Effect on profit before tax	Effect on equity
Cash at bank	<u>103,534</u>	<u>103,534</u>	<u>(103,534)</u>	<u>(103,534)</u>

12. Financial instruments (continued)

	1% increase		1% decrease	
	Effect on profit before tax	Effect on equity	Effect on profit before tax	Effect on equity
2019				
Cash at bank	52,634	52,634	(52,634)	(52,634)

The Fund does not hold significant cash balances exposed to interest rates in other currencies and does not have any borrowings or other financial liabilities or assets with direct exposure to changes in interest rates.

Credit risk

Credit risk refers to the risk that a counterparty will default on its contractual obligations resulting in financial loss to the Fund. The Fund is exposed to credit risk primarily from cash and cash equivalents. Other credit risk arising from outstanding settlements is considered small due to the short settlement periods involved.

The clearing and depository operations of the Fund's security transactions are mainly concentrated with one counterparty, JP Morgan. As at 30 June 2020, all investments and substantially all cash is held in custody by JP Morgan, which holds a credit rating of A+ (Moody's rating). The remaining cash at 30 June 2020 is held with financial institutions that have a credit rating of at least A.

Liquidity risk

Liquidity risk is the risk that the Fund will encounter difficulty in meeting obligations arising from its financial liabilities that are settled by delivering cash or another financial asset, or that such obligations will have to be settled in a manner disadvantageous to the Fund.

The Fund's exposure to liquidity risk is minimal. The risk is managed by ensuring sufficient cash and cash equivalents is maintained to meet ongoing operating requirements and investments are primarily held in actively traded markets. The majority of the Fund's listed securities are considered readily realisable as they are listed on global Stock Exchanges.

Remaining contractual maturities

The following are contractual maturities of financial liabilities:

	6 months or less \$	6 months to 1 year \$	Remaining contractual maturities \$
2020			
Non-derivatives			
<i>Non-interest bearing</i>			
Payables	(210,517)	-	(210,517)
Distribution payable	(2,518,384)	-	(2,518,384)
Total non-derivatives	(2,728,901)	-	(2,728,901)
	6 months or less \$	6 months to 1 year \$	Remaining contractual maturities \$
2019			
Non-derivatives			
<i>Non-interest bearing</i>			
Payables	(488,024)	-	(488,024)
Distribution payable	(3,167,727)	-	(3,167,727)
Total non-derivatives	(3,655,751)	-	(3,655,751)

12. Financial instruments (continued)

The cash flows in the maturity analysis above are not expected to occur significantly earlier than contractually disclosed above.

Fair value of financial instruments

Unless otherwise stated, the carrying amounts of financial instruments reflect their fair value.

13. Fair value measurement

The aggregate net fair values and carrying amounts of financial assets and financial liabilities at balance date are disclosed in the Statement of financial position and in the notes to the financial statements.

The fair values of:

- other assets and other liabilities approximate their carrying value;
 - listed securities included in "Equity Investments" are readily traded on global Stock Exchanges in a standardised form.
- The net fair value of listed securities is determined by valuing them at the last quoted sale price as at the end of the reporting period.

The Fund measures fair values using the following fair value hierarchy that reflects the significance of the inputs in making the measurements:

Level 1: Quoted prices (unadjusted) in active markets for identical assets or liabilities that the entity can access at the measurement date

Level 2: Inputs other than quoted prices included within Level 1 that are observable for the asset or liability, either directly or indirectly

Level 3: Unobservable inputs for the asset or liability

	Level 1 \$	Level 2 \$	Level 3 \$	Total \$
2020				
<i>Financial assets at fair value through profit or loss</i>				
Equity investments - listed	106,380,105	-	-	106,380,105
Managed funds - unlisted	-	5,022,566	-	5,022,566
Total assets	106,380,105	5,022,566	-	111,402,671
	Level 1 \$	Level 2 \$	Level 3 \$	Total \$
2019				
<i>Financial assets at fair value through profit or loss</i>				
Equity investments - listed	144,203,412	-	-	144,203,412
Managed funds - unlisted	-	6,022,954	-	6,022,954
Total assets	144,203,412	6,022,954	-	150,226,366

The Fund determines Level 2 fair values for unlisted investments at the redemption price at balance date. For unlisted investments, where there is no organised financial market, the net fair value has been based on reasonable estimation of underlying net assets of the investments.

There were no transfers between levels during the financial period.

While the COVID-19 pandemic has caused uncertainty and market volatility during the year, the Fund has continued to follow its established policies and process (as set out in this note) in managing risk and determining the fair value of the financial assets and liabilities as at the reporting date. No changes were required to the principles used in applying the fair value measurement hierarchy to financial assets and liabilities held, with each asset and liability continuing to be classified in a manner which reflects the significance and observability of the inputs used in the valuation.

14. Related party transactions

Key management personnel

Stuart Nisbett, Mike Adams, Peter Shear and Warwick Keneally are directors of the Responsible Entity, Walsh & Company Investments Limited, and are deemed to be key management personnel. Alex MacLachlan resigned as director of the Responsible Entity effective 19 December 2019.

The key management personnel do not receive compensation from the Fund or from the Responsible Entity directly for their management function performed for the Fund.

As at the reporting date, details of directors who hold units for their own benefit or who have an interest in holdings through a third party and the total number of such units held are listed as follows:

	2020 Units	2019 Units
Alex MacLachlan (resigned 19 December 2019)	-	30,308
Warwick Keneally	8,132	7,811
	<u>8,132</u>	<u>38,119</u>

Related party investments in the Fund

The Responsible Entity or its associates does not hold any investments in the Fund.

Responsible Entity services

a) Responsible Entity fee

The Responsible Entity's duties include establishing the compliance plan and procedures and monitoring against regulatory and legislative requirements, the issuance of disclosure documents, the appointment and monitoring of external service providers to the Fund and overall administration of the Fund. As Responsible Entity, Walsh & Company Investments Limited charged a Responsible Entity fee of 0.10% per annum of the gross asset value of the Fund (inclusive of the net effect of GST).

Total Responsible Entity fee paid or payable to the Responsible Entity for the period ended 30 June 2020 was \$52,088 (2019: \$36,713), exclusive of GST, and recognised as management fees in profit or loss.

b) Custodial services

The Responsible Entity provided custodial services to the Fund in its personal capacity under a custody arrangement with Walsh & Company Investments Limited during the period up to 19 December 2019.

Effective 19 December 2019, the Fund's custodial services were outsourced to external service providers. The Responsible Entity bears the cost of the custodial services and, as such, there were no custody fees paid out of the assets of the Fund.

c) Fund Administration fees

Australian Fund Accounting Services Pty Limited, a related party of the Responsible Entity, provides fund administration services to the Fund under an agreement with the Responsible Entity. These services include net asset valuation, management accounting, statutory reporting, capital management and taxation. The Responsible Entity has agreed to bear the cost of the fund administration services and, as such, there were no fund administration fees paid out of the assets of the Fund.

14. Related party transactions (continued)

Investment Management fee

The Investment Manager provides investment management services to the Fund, including overseeing the assessment of market conditions and investment opportunities, the selection and recommendation of investments, monitoring the Funds' investment portfolio, and determining and recommending the retention or sale of investment in the Fund's portfolio.

In connection with the provision of services as Investment Manager, Evans and Partners Investment Management Pty Limited, a related party of the Responsible Entity, received an Investment Management fee of 1.25% per annum (inclusive of the net effect of GST) of the gross asset value of the Fund.

Total Investment Management fee paid or payable to the related party of the Responsible Entity for the period ended 30 June 2020 was \$1,724,293 (2019: \$1,772,747), exclusive of GST, and recognised as management fees in profit and loss.

Legal and consulting services

Effective January 2020, the Responsible Entity entered into an agreement with MDA1 Pty Limited, trading as MA Law, to provide legal and consulting services to the Responsible Entity and the investment schemes under its control. Mike Adams, a director of the Responsible Entity, is also a director and shareholder of MDA1 Pty Limited. Mike Adams previously provided similar services as an employee of a non-related entity to the Fund. The Responsible Entity bears the cost of the legal and consulting services and, as such, there were no legal and consulting fees paid out of the assets of the Fund.

Brokerage fee

Dixon Advisory & Superannuation Services Limited, a related party of the Responsible Entity, was engaged as a broker by the Fund and received brokerage of 0.25% on all transactions undertaken as part of the Fund's buy-back program up to 1 October 2019.

Effective 1 October 2019, Evans & Partners Pty Ltd, also a related party of the Responsible Entity and broker of the Fund, was engaged to provide brokerage under the Fund's buy-back program. There was no change in the brokerage fee structure under the buy-back program as a result of the change in brokers.

Total brokerage fees paid or payable to the related party of the Responsible Entity for the period ended 30 June 2020 were \$91,717 (2019: \$29,834), exclusive of GST, and recognised as buy-back costs in changes in equity.

Performance fees

The Investment Manager may be paid a performance fee of 10% (inclusive of the net effect of GST) of the excess return of the Fund above the higher of the MSCI Asia ex Japan Net Total Return Index and the yield of 10-year US Government Bonds over each six month-period ending 31 March and 30 September in each year.

Total performance fees paid or payable to the related party of the Responsible Entity for the year ended 30 June 2020 was \$440,850 (2019: \$521,782), exclusive of GST, and recognised as performance fees in profit or loss.

15. Reconciliation of profit after income tax to net cash from operating activities

	2020 \$	2019 \$
Profit after income tax expense for the year	7,531,442	8,593,230
Adjustments for:		
Net fair value gain on financial assets	(8,133,107)	(7,709,077)
Foreign exchange differences	722,414	(7,398)
Investment transaction costs	138,829	172,589
Change in operating assets and liabilities:		
Decrease/(increase) in receivables	351,686	(35,354)
(Decrease)/increase in payables	(477,999)	229,767
Net cash from operating activities	<u>133,265</u>	<u>1,243,757</u>

16. Remuneration of auditors

During the financial year the following fees were paid or payable for services provided by Deloitte Touche Tohmatsu, the auditor of the Fund:

	2020 \$	2019 \$
<i>Audit services - Deloitte Touche Tohmatsu</i>		
Audit or review of the financial statements	<u>39,100</u>	<u>38,300</u>
<i>Other services - Deloitte Touche Tohmatsu</i>		
Taxation services	<u>-</u>	<u>4,500</u>
	<u>39,100</u>	<u>42,800</u>

Walsh & Company Investments Limited, the Responsible Entity of the Fund, bears the above fees paid to Deloitte Touche Tohmatsu.

17. Events after the reporting period

On 25 August 2020, the Responsible Entity of the Fund announced that it is exploring changing the Fund from a closed-ended listed unit trust to an open-ended unlisted unit trust in an effort to optimise the structure of the Fund for growth. As part of this review, the Responsible Entity will be assessing the options available, including continuing with status quo or changing to an open-ended unlisted structure that allows continuous applications and redemptions at the Fund's net tangible asset value per unit (subject to a buy/sell spread). The Responsible Entity will give further consideration to the advantages and disadvantages of each options before putting a proposal to unitholders for approval.

No other matters or circumstances have arisen since 30 June 2020 that have significantly affected, or may significantly affect, the Fund's operations, the results of those operations, or the Fund's state of affairs in future financial years.

Evans & Partners Asia Fund
Directors' declaration
30 June 2020

In the directors' opinion:

- the attached financial statements and notes comply with the Corporations Act 2001, the Accounting Standards, the Corporations Regulations 2001 and other mandatory professional reporting requirements;
- the attached financial statements and notes comply with International Financial Reporting Standards as issued by the International Accounting Standards Board as described in note 3 to the financial statements;
- the attached financial statements and notes give a true and fair view of the Fund's financial position as at 30 June 2020 and of its performance for the financial year ended on that date; and
- there are reasonable grounds to believe that the Fund will be able to pay its debts as and when they become due and payable.

The directors have been given the declarations required by section 295A of the Corporations Act 2001.

Signed in accordance with a resolution of directors made pursuant to section 295(5)(a) of the Corporations Act 2001.

On behalf of the directors

A handwritten signature in black ink, appearing to read 'S. Nisbett', is written over a horizontal line.

Stuart Nisbett
Chairman

26 August 2020

Independent Auditor's Report to the unitholders of Evans & Partners Asia Fund

Opinion

We have audited the financial report of Evans & Partners Asia Fund (the "Fund") which comprises the statement of financial position as at 30 June 2020, the statement of profit or loss and other comprehensive income, the statement of changes in equity and the statement of cash flows for the period then ended, and notes to the financial statements, including a summary of significant accounting policies, and the directors' declaration.

In our opinion, the accompanying financial report of the Fund is in accordance with the *Corporations Act 2001*, including:

- (i) giving a true and fair view of the Fund's financial position as at 30 June 2020 and of its financial performance for the year then ended; and
- (ii) complying with Australian Accounting Standards and the *Corporations Regulations 2001*.

Basis for Opinion

We conducted our audit in accordance with Australian Auditing Standards. Our responsibilities under those standards are further described in the *Auditor's Responsibilities for the Audit of the Financial Report* section of our report. We are independent of the Fund in accordance with the auditor independence requirements of the *Corporations Act 2001* and the ethical requirements of the Accounting Professional and Ethical Standards Board's APES 110 *Code of Ethics for Professional Accountants (including Independence Standards)* (the Code) that are relevant to our audit of the financial report in Australia. We have also fulfilled our other ethical responsibilities in accordance with the Code.

We confirm that the independence declaration required by the *Corporations Act 2001*, which has been given to the directors of Walsh & Co Investments Limited (the "Responsible Entity"), would be in the same terms if given to the directors as at the time of this auditor's report.

We believe that the audit evidence we have obtained is sufficient and appropriate to provide a basis for our opinion.

Key Audit Matters

Key audit matters are those matters that, in our professional judgement, were of most significance in our audit of the financial report for the current period. These matters were addressed in the context of our audit of the financial report as a whole, and in forming our opinion thereon, and we do not provide a separate opinion on these matters.

Key Audit Matter	How the scope of our audit responded to the Key Audit Matter
<p><i>Existence and valuation of equity investments held at fair value through profit or loss</i></p> <p>As at 30 June 2020, the Fund's equity investments held at fair value through profit or loss comprised of equity investments in listed entities totalling \$111.4 million as disclosed in Note 9.</p> <p>These are the Fund's largest assets and they represent the most significant driver of the Fund's performance.</p>	<p>Our procedures included, but were not limited to:</p> <ul style="list-style-type: none"> • Obtaining an understanding of the key processes adopted by management to determine the existence and fair value of the Fund's listed equity investments; • Agreeing on a sample basis, the investment holdings to external custodian holdings statement; and • Agreeing on a sample basis, the fair value of listed equity investments to an observable pricing source. <p>We also assessed the appropriateness of the disclosures in Notes 9 and 13 to the financial statements.</p>

Other Information

The directors of the Responsible Entity (the "Directors") are responsible for the other information. The other information comprises the information included in the Fund's annual report for the year ended 30 June 2020, but does not include the financial report and our auditor's report thereon.

Our opinion on the financial report does not cover the other information and we do not express any form of assurance conclusion thereon.

In connection with our audit of the financial report, our responsibility is to read the other information and, in doing so, consider whether the other information is materially inconsistent with the financial report or our knowledge obtained in the audit, or otherwise appears to be materially misstated. If, based on the work we have performed, we conclude that there is a material misstatement of this other information, we are required to report that fact. We have nothing to report in this regard.

Responsibilities of the Directors for the Financial Report

The directors are responsible for the preparation of the financial report that gives a true and fair view in accordance with Australian Accounting Standards and the *Corporations Act 2001* and for such internal control as the directors determine is necessary to enable the preparation of the financial report that gives a true and fair view and is free from material misstatement, whether due to fraud or error.

In preparing the financial report, the directors are responsible for assessing the ability of the Fund to continue as a going concern, disclosing, as applicable, matters related to going concern and using the going concern basis of accounting unless the directors either intend to liquidate the Fund or to cease operations, or has no realistic alternative but to do so.

Auditor's Responsibilities for the Audit of the Financial Report

Our objectives are to obtain reasonable assurance about whether the financial report as a whole is free from material misstatement, whether due to fraud or error, and to issue an auditor's report that includes our opinion. Reasonable assurance is a high level of assurance, but is not a guarantee that an audit conducted in accordance with the Australian Auditing Standards will always detect a material misstatement when it exists. Misstatements can arise from fraud or error and are considered material if, individually or in the aggregate, they could reasonably be expected to influence the economic decisions of users taken on the basis of this financial report.


As part of an audit in accordance with the Australian Auditing Standards, we exercise professional judgement and maintain professional scepticism throughout the audit. We also:

- Identify and assess the risks of material misstatement of the financial report, whether due to fraud or error, design and perform audit procedures responsive to those risks, and obtain audit evidence that is sufficient and appropriate to provide a basis for our opinion. The risk of not detecting a material misstatement resulting from fraud is higher than for one resulting from error, as fraud may involve collusion, forgery, intentional omissions, misrepresentations, or the override of internal control.
- Obtain an understanding of internal control relevant to the audit in order to design audit procedures that are appropriate in the circumstances, but not for the purpose of expressing an opinion on the effectiveness of the Fund's internal control.
- Evaluate the appropriateness of accounting policies used and the reasonableness of accounting estimates and related disclosures made by the directors.
- Conclude on the appropriateness of the directors' use of the going concern basis of accounting and, based on the audit evidence obtained, whether a material uncertainty exists related to events or conditions that may cast significant doubt on the Fund's ability to continue as a going concern. If we conclude that a material uncertainty exists, we are required to draw attention in our auditor's report to the related disclosures in the financial report or, if such disclosures are inadequate, to modify our opinion. Our conclusions are based on the audit evidence obtained up to the date of our auditor's report. However, future events or conditions may cause the Fund to cease to continue as a going concern.
- Evaluate the overall presentation, structure and content of the financial report, including the disclosures, and whether the financial report represents the underlying transactions and events in a manner that achieves fair presentation.

We communicate with the directors regarding, among other matters, the planned scope and timing of the audit and significant audit findings, including any significant deficiencies in internal control that we identify during our audit.

We also provide the directors with a statement that we have complied with relevant ethical requirements regarding independence, and to communicate with them all relationships and other matters that may reasonably be thought to bear on our independence, and where applicable, actions taken to eliminate threats or safeguards applied.

From the matters communicated with the directors, we determine those matters that were of most significance in the audit of the financial report of the current period and are therefore the key audit matters. We describe these matters in our auditor's report unless law or regulation precludes public disclosure about the matter or when, in extremely rare circumstances, we determine that a matter should not be communicated in our report because the adverse consequences of doing so would reasonably be expected to outweigh the public interest benefits of such communication.



DELOITTE TOUCHE TOHMATSU



Weng W Ching
Partner

Chartered Accountants
Sydney, 26 August 2020

Evans & Partners Asia Fund
Investments at market value
30 June 2020

Investments

Investments held as at 30 June 2020:

	Market value \$	Percentage of total %
AIA Group Ltd	2,972,806	3%
Alibaba Group Holding Ltd	8,436,766	7%
ASM Pacific Technology Ltd	2,432,669	2%
Ayala Corp	1,522,954	1%
Bank Central Asia	2,478,252	2%
Bank Mandiri	1,013,673	1%
CNOOC Ltd	2,416,596	2%
CP ALL PCL	4,889,153	4%
Dabur India Ltd	2,134,558	2%
ENN Energy Holdings Ltd	3,096,533	3%
Hang Seng Bank Ltd	2,553,126	2%
HCL Tech Ltd	4,697,232	4%
HDFC Bank Ltd	3,130,449	3%
Hero Motocorp Ltd	983,927	1%
Kweichow Moutai Co Ltd	3,298,828	3%
Malayan Banking Bhd	1,861,753	2%
Nari Technologies	2,075,646	2%
NAVER Corp	2,902,139	3%
New Oriental Education & Technology Group Inc	2,829,856	3%
Ping An Insurance Group Co of China Ltd	3,910,849	4%
Samsung Electronics Co Ltd	2,869,530	3%
Shenzhou International Group Holdings Ltd	1,920,194	2%
Singapore Telecommunications Ltd	3,273,180	3%
Steadview Capital Fund	5,022,566	5%
Taiwan Semiconductor Manufacturing Co Ltd	9,648,299	9%
Techtronic Industries Co Ltd	5,695,094	5%
Telekomunikasi Indonesia Persero Tbk PT	1,561,467	1%
Tencent Holdings Ltd	6,895,878	6%
Uni-President Enterprises Corp	3,750,282	3%
United Overseas Bank Ltd	3,869,355	3%
WH Group Ltd	2,134,529	2%
YY Inc	2,693,829	2%
Zhejiang Chint	2,430,703	2%
	<u>111,402,671</u>	

Transactions

The total number of transactions in securities during the reporting period was 178.

Evans & Partners Asia Fund
Unitholder information
30 June 2020

The unitholder information set out below was applicable as at 31 July 2020.

Distribution of equitable securities

Analysis of number of equitable security holders by size of holding:

	Number of holders of ordinary units
1 to 1,000	82
1,001 to 5,000	66
5,001 to 10,000	227
10,001 to 100,000	2,147
100,001 and over	119
	<u>2,641</u>
Holding less than a marketable parcel	<u>42</u>

Equity security holders

Twenty largest quoted equity security holders

The names of the twenty largest security holders of quoted equity securities are listed below:

	Number held	Ordinary units % of total units issued
DR PHILLIP SELDON COCKS & MRS PRISCILLA JANE COCKS P S COCKS PRACTICE S/F A/C	811,216	0.88
J & V KING PTY LTD JOHN G. KING S/F A/C	434,266	0.47
ROSEBANK STAFF SUPER FUND PTY LTD ROSEBANK STAFF S/FUND A/C	421,535	0.46
DUBS FAMILY SUPER PTY LTD THE A & RV DUBS S/F A/C	292,948	0.32
MR DESMOND ROBERT CHURCH & MS JANE FLORENCE CLIFFORD DEJADOO SUPER FUND A/C	241,203	0.26
INTEGRITY SUPER PTY LTD DEVABALINI SUPER FUND A/C	239,800	0.26
MRS LORRAINE MARY HAWES & MR DAVID CHARLES HAWES HAWES FAMILY SUPER FUND A/C	225,000	0.24
DOWJEN PTY LIMITED DOWJEN SUPER FUND A/C	225,000	0.24
HOLMALL PTY LTD HELEN & ROGER ALLNUTT SF A/C	220,739	0.24
ASSESS PTY LTD ARISTIDES FAMILY A/C	216,664	0.24
ISS NOMINEES PTY LIMITED ISS SUPERANNUATION FUND A/C	214,011	0.23
R & J CLARKE SUPER PTY LTD R J CLARKE SUPER FUND A/C	210,628	0.23
MAUROBSON PTY LTD RG & MJ WILSON SUPERFUND A/C	208,000	0.23
STOPWATCH MARKETING PTY LTD STOPWATCH SUPER FUND A/C	207,235	0.23
STEELETOWN PTY LTD R & L TOWN SUPER FUND A/C	201,243	0.22
GL & AM MORRISON PTY LTD G & A MORRISON S/F A/C	196,110	0.21
EE SHAW SUPER PTY LTD E & E SHAW S/F A/C	184,000	0.20
J & J DUNLOP PTY LIMITED JOHN DUNLOP SUPER FUND A/C	178,200	0.19
MRS DIANE MORA GALLERY MRS MADELEINE JANE LENZNER & MRS VERONICA LOUISE ROBSON THE GALLERY SUPER FUND A/C	177,405	0.19
JM & JE MCKENNA PTY LTD JM & JE MCKENNA S/FUND A/C	175,400	0.19
	<u>5,280,603</u>	<u>5.73</u>

Evans & Partners Asia Fund
Unitholder information
30 June 2020

Unquoted equity securities

There are no unquoted equity securities.

Substantial holders

There are no substantial holders in the Fund.

Voting rights

The voting rights attached to ordinary units are set out below:

Ordinary units

On a show of hands every member present at a meeting in person or by proxy shall have one vote and upon a poll each unit shall have one vote.

There are no other classes of equity securities.

Management agreement

Evans and Partners Investment Management Pty Limited (ACN 619 080 045) (**Investment Manager**) has been appointed to act as investment manager for the Evans & Partners Asia Fund (Fund) under an Investment Management Agreement (**Investment Management Agreement** or **IMA**) dated 20 March 2018 between Evans and Partners Investment Management Pty Limited as the Investment Manager and Walsh & Company Investments Limited (**Responsible Entity**) as Responsible Entity of the Fund.

The IMA is for an Initial Term commencing on the date of the agreement, 20 March 2018, and expiring on the date 5 years after the commencement date, unless terminated earlier in accordance with its terms.

Under the IMA, the Investment Manager is entitled to be paid a monthly management fee of 1.5% (exclusive of GST) per annum of the gross asset value of the Portfolio calculated at the end of the month preceding the date of payment of the management fee. On 11 May 2018, the Investment Manager has agreed to receive a reduced investment management fee of 1.25% (inclusive of the net effect of GST) per annum of the gross asset value of the Fund.

Evans & Partners Asia Fund
Corporate directory
30 June 2020

The Fund's units are quoted on the official list of Australian Securities Exchange (**ASX**).

The ASX code is EAF

Responsible Entity

Walsh & Company Investments Limited
(ACN 152 367 649)
(AFSL 410 433)
Registered & Principal Office
Level 15, 100 Pacific Highway
NORTH SYDNEY NSW 2060
T 1300 454 801
F 1300 883 159

Directors

Stuart Nisbett
Warwick Keneally
Mike Adams
Peter Shear

Secretaries

Hannah Chan
Caroline Purtell

Registered Office

Level 15, 100 Pacific Highway
NORTH SYDNEY NSW 2060
T 1300 454 801
F 1300 883 159
www.asiafund.com.au

Unit Register

Boardroom Pty Limited
Level 12, 225 George Street
SYDNEY NSW 2000
T 1300 737 760 (Australia)
T +61 2 9290 9600 (International)
F 1300 653 459
www.boardroomlimited.com.au

Auditor

Deloitte Touche Tohmatsu
Grosvenor Place, 225 George Street
SYDNEY NSW 2000
T: +61 2 9322 7000
F: +61 2 9322 7001
deloitte.com.au

Bankers

ANZ Bank
J.P. Morgan

