

21 July 2021

## ASX RELEASE

### Toll Revenue and Traffic Statistics Update for Q2 2021

Atlas Arteria (**ASX:ALX**) today released toll revenue and traffic statistics for the June quarter 2021 (Q2 2021) which showed encouraging signs of improvement from May, during the period following the easing of COVID-19 movement restrictions in Europe.

Weighted average<sup>1</sup> traffic was 68.5% higher and weighted average toll revenue was 57.3% higher for Q2 2021 than Q2 2020, which was significantly impacted by COVID-19 lockdown restrictions. When compared to Q2 2019, which was unaffected by the pandemic, weighted average traffic was only 18.9% lower and weighted average toll revenue only 13.6% lower in Q2 2021. The tables below show the change in traffic and revenue with respect to the same periods in 2019 and 2020.

		Traffic vs prior corresponding period			
		vs.Q2 2020	vs.Q2 2019	vs. YTD 2020	vs. YTD 2019
APRR	Total VKT*	69.5%	(17.0%)	19.4%	(17.1%)
ADELAC	Total traffic	71.9%	(27.7%)	7.1%	(31.2%)
Dulles Greenway	Total traffic	80.7%	(36.5%)	1.1%	(41.2%)
Warnow Tunnel	Total traffic	2.3%	(15.6%)	(8.6%)	(16.9%)
<b>Weighted Average</b>		<b>68.5%</b>	<b>(18.9%)</b>	<b>17.5%</b>	<b>(19.5%)</b>

		Toll Revenue vs prior corresponding period			
		vs.Q2 2020	vs.Q2 2019	vs. YTD 2020	vs. YTD 2019
APRR	EUR	56.8%	(11.1%)	18.6%	(11.6%)
ADELAC	EUR	69.1%	(26.5%)	6.4%	(30.3%)
Dulles Greenway	USD	84.6%	(35.1%)	1.8%	(39.8%)
Warnow Tunnel	EUR	3.5%	(13.2%)	(7.0%)	(13.8%)
<b>Weighted Average</b>		<b>57.3%</b>	<b>(13.6%)</b>	<b>16.9%</b>	<b>(14.5%)</b>

\* Vehicle kilometres travelled

<sup>1</sup> Weighted averages are based on portfolio revenue allocations from Atlas Arteria's beneficial interests in its businesses, in A\$ using the average foreign currency exchange rates in the current period (USD = 1.2983 AUD, and EUR = 1.5652 AUD).

## APRR and ADELAC

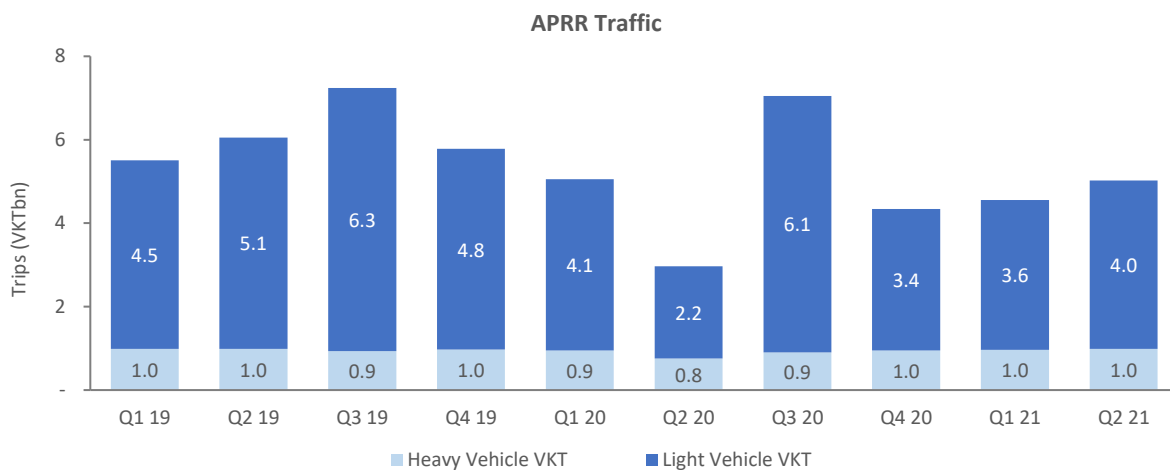
The quarter began with the continued nationwide lockdowns across France. Restrictions began to ease from early May, first with the re-opening of schools, then restaurants and bars, non-essential shops and services. Curfews, which had been in place since December 2020, were lifted in June when cross border travel recommenced under the new EU health pass system.

Traffic has recovered as COVID-19 movement restrictions eased. Traffic over Q2 2021 was 69.5% higher than Q2 2020, but 17.0% lower than Q2 2019. Light vehicle traffic finished 82.4% higher than Q2 2020, and 20.3% below Q2 2019.

Heavy vehicle traffic continued its strong performance during the quarter, ending Q2 2021 31.5% higher than Q2 2020, and 0.2% higher than Q2 2019. This reflects once again that heavy vehicle traffic has been far less impacted by COVID-19 restrictions than light vehicle traffic.

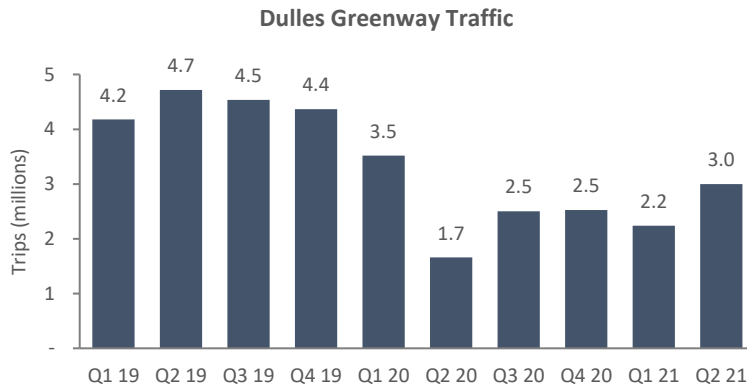
At ADELAC, lockdown restrictions affected commuters using the road to travel to and from Geneva, which saw traffic in Q2 2021 71.9% higher than Q2 2020, but 27.7% lower than Q2 2019.

As of 1 July, around 51% of the French population had received at least one COVID-19 vaccine dose, with around 32% fully vaccinated. Similar vaccination rates are being achieved across the EU. Under the new EU health pass system, fully vaccinated people are able to travel across EU national borders without a requirement for a rapid test or quarantine on arrival.



## Dulles Greenway

Traffic at the Greenway continued to improve throughout Q2 2021, following a recovery in traffic across off peak and weekend periods.



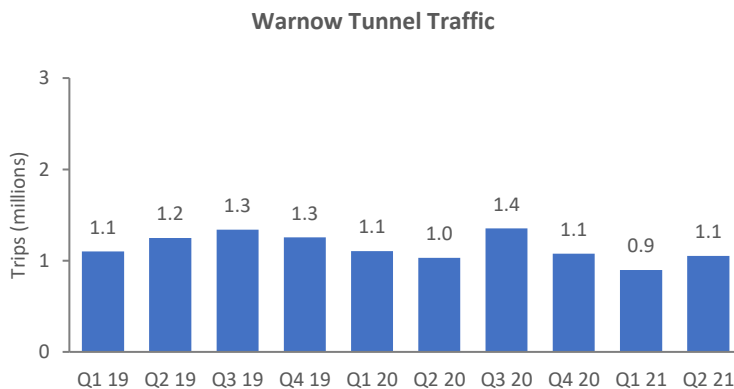
Traffic in Q2 2021 was 80.7% higher than Q2 2020 but remains 36.5% below traffic over Q2 2019.

Weekend traffic has recovered more strongly than weekday traffic, down only 18.1% on average compared with Q2 2019. Weekday traffic was down 39.6%. Traffic continues to recover strongly outside the morning and afternoon weekday peaks.

Following the release of the SCC Rate Case Outcome, on 5 May 2021 the Greenway increased its off-peak tolls by 5.3%. This increase supported the 84.6% increase in toll revenue during the quarter compared to Q2 2020 (35.1% down on Q2 2019).

## Warnow Tunnel

The area around Warnow Tunnel, which had one of the lowest rates of COVID-19 in Germany and Europe throughout 2020, experienced a significant outbreak in early 2021. Nationwide restrictions, which were imposed in December 2020, were progressively eased in May 2021. Schools returned mid May, most shops and restaurants opened by late May and domestic tourism was permitted from early June.



Traffic in Q2 2021 was 2.3% higher than Q2 2020, but 15.6% lower than Q2 2019.

Traffic recovered quickly as restrictions were lifted. Between April and end June, average daily trips increased by around 17%, and by the last week in June were only 5% lower than 2019 levels.

Roadworks on competing routes continued despite the impact of COVID-19 restrictions. This also supported traffic at Warnow Tunnel during the quarter. These roadworks are expected to continue during 2021.

As of 1 July, around 56% of the German population had received at least one COVID-19 vaccine dose, with around 38% being fully vaccinated. This establishes a basis for greater travel within the EU under the new health pass system.

## Appendix: Traffic and Operating Revenue

Category	Apr-Jun 2021	Change vs 2020	Change vs 2019	YTD Jan- Jun 2021	Change vs 2020	Change vs 2019
<b>France</b>						
<b>APRR</b>						
<b>Revenue</b>						
Toll Revenue (EUR millions)	558.9	56.8%	(11.1%)	1,074.4	18.6%	(11.6%)
<b>Vehicle Kilometers Travelled (millions)</b>						
Light Vehicles	4,036	82.4%	(20.3%)	7,621	20.5%	(20.5%)
Heavy Vehicles	991	31.5%	0.2%	1,958	15.3%	(1.0%)
Total	5,027	69.5%	(17.0%)	9,579	19.4%	(17.1%)
<b>ADELAC</b>						
<b>Revenue</b>						
Total Toll Revenue (EUR millions)	10.46	69.1%	(26.5%)	19.43	6.4%	(30.3%)
Average Daily Toll Revenue (EUR)	114,923	69.1%	(26.5%)	107,359	7.0%	(30.3%)
<b>Traffic</b>						
Total Traffic (trips millions)	1.96	71.9%	(27.7%)	3.66	7.1%	(31.2%)
Average Daily Traffic	21,488	71.9%	(27.7%)	20,202	7.7%	(31.2%)
<b>United States</b>						
<b>TRIP II - Dulles Greenway</b>						
<b>Revenue</b>						
Total Toll Revenue (USD millions)	15.41	84.6%	(35.1%)	26.64	1.8%	(39.8%)
Average Daily Toll Revenue (USD)	169,371	84.6%	(35.1%)	147,208	2.4%	(39.8%)
<b>Traffic</b>						
Total Traffic (trips millions)	3.00	80.7%	(36.5%)	5.23	1.1%	(41.2%)
Average Daily Traffic	32,921	80.7%	(36.5%)	28,912	1.7%	(41.2%)
<b>Germany</b>						
<b>Warnowquerung GmbH &amp; Co. — Warnow Tunnel</b>						
<b>Revenue</b>						
Total Toll Revenue (EUR millions)	3.00	3.5%	(13.2%)	5.46	(7.0%)	(13.8%)
Average Daily Toll Revenue (EUR)	32,947	3.5%	(13.2%)	30,148	(6.5%)	(13.8%)
<b>Traffic</b>						
Total Traffic (trips millions)	1.05	2.3%	(15.6%)	1.95	(8.6%)	(16.9%)
Average Daily Traffic	11,567	2.3%	(15.6%)	10,780	(8.1%)	(16.9%)

Note: Figures may not add due to rounding differences. References to pcp are to the prior corresponding period.

---

**For further information please contact:**

**Investors:**

Jeanette Royce  
Director, Investor Relations  
1800 621 694 / +61 (0) 438 493 692  
[investors@atlasarteria.com](mailto:investors@atlasarteria.com)

**Media:**

Lisa Keenan  
Nightingale Advisors  
+61 (0) 409 150 771  
[lisa@nightingleadvisors.com.au](mailto:lisa@nightingleadvisors.com.au)

---

This announcement has been authorised for release by Clayton McCormack, General Counsel and Company Secretary.

**About Atlas Arteria**

Atlas Arteria (ASX:ALX) is a global owner, operator and developer of toll roads, creating value for our investors over the long-term through considered and disciplined management. The roads we own, operate and develop benefit communities through reduced travel time, greater time certainty, reduced fuel consumption and carbon emissions.

Today the Atlas Arteria Group consists of four businesses. We currently own a 31.14% interest in the APRR toll road group in France. Adjacent to the APRR business is the smaller ADELAC business which connects to APRR in south-east France. Together APRR and ADELAC comprise a 2,318km motorway network located in the East and South East of France. In the US, we have 100% of the economic interest in the Dulles Greenway, a 22km toll road in the Commonwealth of Virginia. In Germany, we own 100% of the Warnow Tunnel in the north-east city of Rostock.

[www.atlasarteria.com](http://www.atlasarteria.com)