

Form 604
Corporations Act 2001
Section 671B

Notice of change of interests of substantial holder

To Company Name/Scheme CSR Limited

ACN/ARSN 000 001 276

1. Details of substantial holder (1)

Name Dimensional Entities

ACN/ARSN (if applicable) See Annexure A

There was a change in the interests
of the substantial holder on 09/29/2021

The previous notice was given to the
company on 20/06/2013

The previous notice was dated 20/06/2013

2. Previous and present voting power

The total number of votes attached to all the voting shares in the company or voting interests in the scheme that the substantial holder or an associate (2) had a relevant interest (3) in when last required, and when now required, to give a substantial holding notice to the company or scheme, are as follows:

Class of securities (4)	Previous notice		Present notice	
	Person's votes	Voting power (5)	Person's votes	Voting power (5)
Ordinary fully paid shares	30,414,187	6.01	24,273,392	5.001

3. Changes in relevant interests

Particulars of each change in, or change in the nature of, a relevant interest of the substantial holder or an associate in voting securities of the company or scheme, since the substantial holder was last required to give a substantial holding notice to the company or scheme are as follows:

Date of change	Person whose relevant interest changed	Nature of change (6)	Consideration given in relation to change (7)	Class and number of securities affected	Person's votes affected
	See Annexure B				

4. Present relevant interests

Particulars of each relevant interest of the substantial holder in voting securities after the change are as follows:

Holder of relevant interest	Registered holder of securities	Person entitled to be registered as holder (8)	Nature of relevant interest (6)	Class and number of securities	Person's votes
	See Annexure C				

5. Changes in association

The persons who have become associates (2) of, ceased to be associates of, or have changed the nature of their association (9) with, the substantial holder in relation to voting interests in the company or scheme are as follows:

Name and ACN/ARSN (if applicable)	Nature of association
See Annexure B	

6. Addresses

The addresses of persons named in this form are as follows:


Name	Address
See Annexure D	

Signature

Dimensional Fund Advisors LP
By: Dimensional Holdings Inc., its General Partner

print name By: Valerie Brown capacity Assistant Secretary and Vice President

sign here



-date September 30, 2021

DIRECTIONS

- (1) If there are a number of substantial holders with similar or related relevant interests (eg. a corporation and its related corporations, or the manager and trustee of an equity trust), the names could be included in an annexure to the form. If the relevant interests of a group of persons are essentially similar, they may be referred to throughout the form as a specifically named group if the membership of each group, with the names and addresses of members is clearly set out in paragraph 6 of the form.
- (2) See the definition of "associate" in section 9 of the Corporations Act 2001.
- (3) See the definition of "relevant interest" in sections 608 and 671B(7) of the Corporations Act 2001.
- (4) The voting shares of a company constitute one class unless divided into separate classes.
- (5) The person's votes divided by the total votes in the body corporate or scheme multiplied by 100.
- (6) Include details of:
 - (a) any relevant agreement or other circumstances because of which the change in relevant interest occurred. If subsection 671B(4) applies, a copy of any document setting out the terms of any relevant agreement, and a statement by the person giving full and accurate details of any contract, scheme or arrangement, must accompany this form, together with a written statement certifying this contract, scheme or arrangement; and
 - (b) any qualification of the power of a person to exercise, control the exercise of, or influence the exercise of, the voting powers or disposal of the securities to which the relevant interest relates (indicating clearly the particular securities to which the qualification applies).

See the definition of "relevant agreement" in section 9 of the Corporations Act 2001.
- (7) Details of the consideration must include any and all benefits, money and other, that any person from whom a relevant interest was acquired has, or may, become entitled to receive in relation to that acquisition. Details must be included even if the benefit is conditional on the happening or not of a contingency. Details must be included of any benefit paid on behalf of the substantial holder or its associate in relation to the acquisitions, even if they are not paid directly to the person from whom the relevant interest was acquired.
- (8) If the substantial holder is unable to determine the identity of the person (eg. if the relevant interest arises because of an option) write "unknown".
- (9) Give details, if appropriate, of the present association and any change in that association since the last substantial holding notice.

GUIDE

This guide does not form part of the prescribed form and is included by ASIC to assist you in completing and lodging form 604.

Signature

This form must be signed by either a director or a secretary of the substantial holder.

Lodging period

Nil

Lodging Fee

Nil

Other forms to be completed

Nil

Additional information

- (a) If additional space is required to complete a question, the information may be included on a separate piece of paper annexed to the form.
- (b) This notice must be given to a listed company, or the responsible entity for a listed managed investment scheme. A copy of this notice must also be given to each relevant securities exchange.
- (c) The person must give a copy of this notice:
 - (i) within 2 business days after they become aware of the information; or
 - (ii) by 9.30 am on the next trading day of the relevant securities exchange after they become aware of the information if:
 - (A) a takeover bid is made for voting shares in the company or voting interests in the scheme; and
 - (B) the person becomes aware of the information during the bid period.

Annexures

To make any annexure conform to the regulations, you must

- 1 use A4 size paper of white or light pastel colour with a margin of at least 10mm on all sides
- 2 show the corporation name and ACN or ARBN
- 3 number the pages consecutively
- 4 print or type in BLOCK letters in dark blue or black ink so that the document is clearly legible when photocopied
- 5 identify the annexure with a mark such as A, B, C, etc
- 6 endorse the annexure with the words:
This is annexure (mark) of (number) pages referred to in form (form number and title)
- 7 sign and date the annexure

The annexure must be signed by the same person(s) who signed the form.

Information in this guide is intended as a guide only. Please consult your accountant or solicitor for further advice.

ANNEXURE A
CSR Limited
ACN 000 001 276

1. DETAILS OF SUBSTANTIAL HOLDERS

In this Form 604, references to the “Dimensional Entities” are references to the following persons and entities and their respective associates and related bodies corporate:


Name	DFA Australia Limited (a subsidiary of Dimensional Fund Advisors LP) ACN 065 937 671
Name	Dimensional Fund Advisors LP
Name	Dimensional Fund Advisors Ltd. (a subsidiary of Dimensional Fund Advisors LP)
Name	Dimensional Fund Advisors Canada ULC (a subsidiary of DFA Canada LLC)
Name	DFA Canada LLC (a subsidiary of Dimensional Fund Advisors LP)
Name	Dimensional Fund Advisors Pte. Ltd. (a subsidiary of Dimensional Advisors Ltd.)
Name	Dimensional Advisors Ltd. (a subsidiary of Dimensional Fund Advisors LP)
Name	Dimensional Holdings Inc. (general partner of Dimensional Fund Advisors LP)
Name	Dimensional Holdings LLC (limited partner of Dimensional Fund Advisors LP)
Name	David Booth
Name	Rex Sinquefeld

This is Annexure “A” referred to in Form 604: Notice of change of interests of substantial holder

Date: September 30, 2021

Print Name: Dimensional Fund Advisors LP
By: Dimensional Holdings Inc., its General Partner
By: Valerie Brown

Signature:



Capacity: Assistant Secretary and Vice President

ANNEXURE B
CSR Limited
ACN 000 001 276

2. CHANGES IN RELEVANT INTERESTS

Particulars of each change in, or change in the nature of, a relevant interest of the substantial holder or an associate in voting securities of the company or scheme, since the substantial holder was last required to give a substantial holding notice to the company or scheme are as follows:

Date of Change	Person whose relevant interest changed	Nature of change (6)	Consideration given in relation to change (7)	Class and number of securities affected	Person's Votes affected
Aug 17 2020	Dimensional Australian Core Equity Trust	Purchase	\$ 534,416.90	146,863	146,863
Aug 14 2020	Dimensional Australian Core Equity Trust	Purchase	\$ 68,074.83	18,892	18,892
Aug 11 2020	Dimensional Australian Core Equity Trust	Purchase	\$ 266,673.08	71,893	71,893
Aug 10 2020	Dimensional Australian Core Equity Trust	Purchase	\$ 114,887.84	32,015	32,015
Aug 6 2020	Dimensional Australian Core Equity Trust	Purchase	\$ 166,689.71	46,253	46,253
Aug 5 2020	Dimensional Australian Core Equity Trust	Purchase	\$ 215,179.37	59,996	59,996
Aug 4 2020	Dimensional Australian Core Equity Trust	Purchase	\$ 249,327.35	69,214	69,214
Aug 3 2020	Dimensional Australian Core Equity Trust	Purchase	\$ 302,791.59	86,083	86,083
Jul 31 2020	Dimensional Australian Core Equity Trust	Purchase	\$ 137,821.84	39,283	39,283
Jul 28 2020	Dimensional Australian Core Equity Trust	Purchase	\$ 158,007.00	44,614	44,614
Jul 14 2020	Dimensional Australian Core Equity Trust	Purchase	\$ 93,542.78	25,788	25,788
Jul 13 2020	Dimensional Australian Core Equity Trust	Purchase	\$ 255,338.31	70,210	70,210
Jul 13 2020	Dimensional Australian Core Equity Trust	Transfer	\$ 44,302.44	12,171	12,171
Jul 10 2020	Dimensional Australian Core Equity Trust	Transfer	\$ 44,690.40	12,414	12,414

Jul 3 2020	Dimensional Australian Core Equity Trust	Purchase	\$ 381,993.17	102,573	102,573
Jul 2 2020	Dimensional Australian Core Equity Trust	Transfer	\$ 62,626.20	16,835	16,835
Oct 3 2019	Dimensional Australian Core Equity Trust	Transfer	\$ 132,259.38	33,231	33,231
Sep 3 2019	Dimensional Australian Core Equity Trust	Purchase	\$ 63,478.36	15,969	15,969
Sep 2 2019	Dimensional Australian Core Equity Trust	Purchase	\$ 352,683.64	88,983	88,983
Aug 16 2019	Dimensional Australian Core Equity Trust	Purchase	\$ 87,288.54	22,250	22,250
Jul 9 2019	Dimensional Australian Core Equity Trust	Purchase	\$ 236,539.17	57,220	57,220
Apr 24 2019	Dimensional Australian Core Equity Trust	Purchase	\$ 42,746.66	11,698	11,698
Mar 26 2019	Dimensional Australian Core Equity Trust	Purchase	\$ 89,754.61	27,847	27,847
Mar 25 2019	Dimensional Australian Core Equity Trust	Purchase	\$ 105,583.64	33,423	33,423
Mar 7 2019	Dimensional Australian Core Equity Trust	Purchase	\$ 123,684.61	35,688	35,688
Mar 6 2019	Dimensional Australian Core Equity Trust	Purchase	\$ 223,088.63	64,887	64,887
Feb 18 2019	Dimensional Australian Core Equity Trust	Purchase	\$ 126,914.61	38,830	38,830
Jan 11 2019	Dimensional Australian Core Equity Trust	Sale	\$ (151,539.76)	(53,925)	(53,925)
Jan 10 2019	Dimensional Australian Core Equity Trust	Sale	\$ (126,342.61)	(44,890)	(44,890)
Jan 9 2019	Dimensional Australian Core Equity Trust	Transfer	\$ (30,470.61)	(10,767)	(10,767)
Jan 9 2019	Dimensional Australian Core Equity Trust	Sale	\$ (316,218.79)	(111,408)	(111,408)
Aug 15 2018	Dimensional Australian Core Equity Trust	Purchase	\$ 38,814.45	9,036	9,036
Jul 24 2018	Dimensional Australian Core Equity Trust	Purchase	\$ 113,522.65	27,626	27,626
Jul 23 2018	Dimensional Australian Core Equity Trust	Purchase	\$ 613,425.22	150,480	150,480

Jul 20 2018	Dimensional Australian Core Equity Trust	Purchase	\$ 102,692.79	24,446	24,446
Feb 15 2018	Dimensional Australian Core Equity Trust	Transfer	\$ 316,799.70	65,590	65,590
Feb 2 2018	Dimensional Australian Core Equity Trust	Transfer	\$ 46,782.05	9,155	9,155
Jan 31 2018	Dimensional Australian Core Equity Trust	Purchase	\$ 105,216.01	21,538	21,538
Jan 31 2018	Dimensional Australian Core Equity Trust	Transfer	\$ 56,926.80	11,295	11,295
Jan 30 2018	Dimensional Australian Core Equity Trust	Transfer	\$ 53,427.60	11,016	11,016
Jan 29 2018	Dimensional Australian Core Equity Trust	Transfer	\$ 66,753.09	13,707	13,707
Jan 29 2018	Dimensional Australian Core Equity Trust	Purchase	\$ 20,791.30	4,276	4,276
Dec 16 2015	Dimensional Australian Core Equity Trust	Purchase	\$ 355,802.46	133,939	133,939
Dec 14 2015	Dimensional Australian Core Equity Trust	Purchase	\$ 267,774.52	99,813	99,813
Dec 1 2015	Dimensional Australian Core Equity Trust	Purchase	\$ 172,164.18	56,114	56,114
Jun 9 2015	Dimensional Australian Core Equity Trust	Transfer	\$ (26,409.04)	(6,737)	(6,737)
Jun 9 2015	Dimensional Australian Core Equity Trust	Transfer	\$ (177,470.16)	(45,273)	(45,273)
Oct 9 2014	Dimensional Australian Core Equity Trust	Transfer	\$ (297,527.75)	(91,547)	(91,547)
Feb 5 2019	Dimensional Australian Core Imputation Trust	Purchase	\$ 43,077.03	14,374	14,374
Feb 4 2019	Dimensional Australian Core Imputation Trust	Purchase	\$ 102,936.51	35,555	35,555
Sep 17 2018	Dimensional Australian Core Imputation Trust	Purchase	\$ 59,369.63	15,121	15,121
Aug 14 2018	Dimensional Australian Core Imputation Trust	Purchase	\$ 113,346.94	26,609	26,609
Aug 10 2018	Dimensional Australian Core Imputation Trust	Purchase	\$ 23,329.20	5,438	5,438
Aug 7 2018	Dimensional Australian Core Imputation Trust	Purchase	\$ 18,055.66	4,286	4,286

May 15 2018	Dimensional Australian Core Imputation Trust	Sale	\$ (103,915.56)	(20,289)	(20,289)
May 14 2018	Dimensional Australian Core Imputation Trust	Sale	\$ (29,407.71)	(5,670)	(5,670)
Sep 14 2017	Dimensional Australian Core Imputation Trust	Purchase	\$ 18,103.33	4,141	4,141
Sep 12 2017	Dimensional Australian Core Imputation Trust	Purchase	\$ 26,214.97	6,114	6,114
Jul 31 2017	Dimensional Australian Core Imputation Trust	Purchase	\$ 56,022.64	14,118	14,118
Jul 26 2017	Dimensional Australian Core Imputation Trust	Purchase	\$ 46,920.15	11,721	11,721
Jul 24 2017	Dimensional Australian Core Imputation Trust	Purchase	\$ 132,143.26	33,374	33,374
Jun 6 2016	Dimensional Australian Core Imputation Trust	Purchase	\$ 90,358.73	27,025	27,025
Jun 16 2015	Dimensional Australian Core Imputation Trust	Purchase	\$ 38,773.15	9,844	9,844
Feb 16 2015	Dimensional Australian Core Imputation Trust	Purchase	\$ 57,245.73	13,291	13,291
Nov 10 2014	Dimensional Australian Core Imputation Trust	Sale	\$ (224,366.20)	(62,621)	(62,621)
Oct 9 2014	Dimensional Australian Core Imputation Trust	Transfer	\$ 315,357.25	97,033	97,033
Feb 6 2019	Separate Account Advised by Dimensional Fund Advisors LP	Purchase	\$ 55,173.91	18,006	18,006
Nov 21 2018	Separate Account Advised by Dimensional Fund Advisors LP	Sale	\$ (29,321.13)	(10,121)	(10,121)
Nov 19 2018	Separate Account Advised by Dimensional Fund Advisors LP	Sale	\$ (29,900.11)	(9,831)	(9,831)
Nov 16 2018	Separate Account Advised by Dimensional Fund Advisors LP	Sale	\$ (30,751.03)	(9,913)	(9,913)
Feb 25 2015	Separate Account Advised by Dimensional Fund Advisors LP	Transfer	\$ 415,140.28	95,417	95,417
Jan 12 2021	Separate Account Advised by Dimensional Fund Advisors LP	Purchase	\$ 30,733.21	5,883	5,883
Jan 11 2021	Separate Account Advised by Dimensional Fund Advisors LP	Purchase	\$ 27,391.08	5,283	5,283
Dec 14 2020	Separate Account Advised by Dimensional Fund Advisors LP	Purchase	\$ 26,714.57	5,225	5,225

Dec 10 2020	Separate Account Advised by Dimensional Fund Advisors LP	Purchase	\$ 36,076.65	7,171	7,171
Oct 6 2020	Separate Account Advised by Dimensional Fund Advisors LP	Sale	\$ (71,151.22)	(15,978)	(15,978)
Jun 9 2020	Separate Account Advised by Dimensional Fund Advisors LP	Sale	\$ (74,604.28)	(17,834)	(17,834)
Jun 5 2020	Separate Account Advised by Dimensional Fund Advisors LP	Sale	\$ (61,073.41)	(14,406)	(14,406)
Jun 4 2020	Separate Account Advised by Dimensional Fund Advisors LP	Sale	\$ (39,991.32)	(9,263)	(9,263)
Mar 16 2020	Separate Account Advised by Dimensional Fund Advisors LP	Sale	\$ (17,887.85)	(5,248)	(5,248)
Sep 9 2019	Separate Account Advised by Dimensional Fund Advisors LP	Purchase	\$ 349,163.21	88,987	88,987
Aug 16 2018	Separate Account Advised by Dimensional Fund Advisors LP	Purchase	\$ 34,113.40	8,043	8,043
Aug 15 2018	Separate Account Advised by Dimensional Fund Advisors LP	Purchase	\$ 20,706.78	4,828	4,828
Apr 11 2018	Separate Account Advised by Dimensional Fund Advisors LP	Sale	\$ (29,077.96)	(5,410)	(5,410)
Apr 10 2018	Separate Account Advised by Dimensional Fund Advisors LP	Sale	\$ (38,528.41)	(7,295)	(7,295)
Apr 9 2018	Separate Account Advised by Dimensional Fund Advisors LP	Sale	\$ (56,114.17)	(10,708)	(10,708)
Apr 6 2018	Separate Account Advised by Dimensional Fund Advisors LP	Sale	\$ (50,965.56)	(9,727)	(9,727)
Mar 20 2018	Separate Account Advised by Dimensional Fund Advisors LP	Sale	\$ (133,512.79)	(25,719)	(25,719)
Jan 29 2018	Separate Account Advised by Dimensional Fund Advisors LP	Purchase	\$ 38,266.16	7,846	7,846
Dec 21 2017	Separate Account Advised by Dimensional Fund Advisors LP	Purchase	\$ 33,712.81	7,203	7,203
Dec 6 2017	Separate Account Advised by Dimensional Fund Advisors LP	Purchase	\$ 60,704.84	13,356	13,356
Nov 15 2017	Separate Account Advised by Dimensional Fund Advisors LP	Purchase	\$ 57,769.50	13,060	13,060
Sep 20 2017	Separate Account Advised by Dimensional Fund Advisors LP	Purchase	\$ 27,527.41	6,115	6,115
Mar 11 2015	Separate Account Advised by Dimensional Fund Advisors LP	Transfer	\$ 969,545.47	244,977	244,977

Jan 7 2019	Dimensional Australian Large Company Trust	Sale	\$ (252,387.45)	(89,136)	(89,136)
Jan 4 2019	Dimensional Australian Large Company Trust	Sale	\$ (371,520.67)	(135,462)	(135,462)
Jan 3 2019	Dimensional Australian Large Company Trust	Sale	\$ (460,280.56)	(165,986)	(165,986)
Jan 2 2019	Dimensional Australian Large Company Trust	Sale	\$ (183,441.37)	(65,298)	(65,298)
Nov 29 2018	Dimensional Australian Large Company Trust	Purchase	\$ 195,151.09	64,237	64,237
Oct 23 2018	Dimensional Australian Large Company Trust	Purchase	\$ 161,153.56	46,059	46,059
Jun 12 2018	Dimensional Australian Large Company Trust	Purchase	\$ 300,733.58	61,261	61,261
Feb 15 2018	Dimensional Australian Large Company Trust	Transfer	\$ (32,631.48)	(6,756)	(6,756)
Feb 15 2018	Dimensional Australian Large Company Trust	Transfer	\$ (316,799.70)	(65,590)	(65,590)
Dec 5 2017	Dimensional Australian Large Company Trust	Purchase	\$ 139,520.94	30,347	30,347
Nov 30 2017	Dimensional Australian Large Company Trust	Purchase	\$ 142,435.02	31,085	31,085
Nov 28 2017	Dimensional Australian Large Company Trust	Purchase	\$ 64,741.75	14,382	14,382
Sep 29 2017	Dimensional Australian Large Company Trust	Sale	\$ (361,209.50)	(76,931)	(76,931)
Jul 14 2017	Dimensional Australian Large Company Trust	Transfer	\$ 138,116.55	33,605	33,605
Jul 13 2017	Dimensional Australian Large Company Trust	Transfer	\$ 102,940.75	24,805	24,805
Jul 13 2017	Dimensional Australian Large Company Trust	Transfer	\$ 65,951.80	15,892	15,892
May 24 2017	Dimensional Australian Large Company Trust	Sale	\$ (403,112.82)	(94,117)	(94,117)
May 3 2016	Dimensional Australian Large Company Trust	Purchase	\$ 5,256.84	1,532	1,532
Mar 16 2016	Dimensional Australian Large Company Trust	Purchase	\$ 142,051.69	43,323	43,323
Mar 8 2016	Dimensional Australian Large Company Trust	Purchase	\$ 78,826.33	25,130	25,130

Dec 2 2015	Dimensional Australian Large Company Trust	Purchase	\$ 80,745.58	26,346	26,346
Dec 1 2015	Dimensional Australian Large Company Trust	Purchase	\$ 78,843.71	25,581	25,581
Sep 24 2015	Dimensional Australian Large Company Trust	Purchase	\$ 136,301.27	44,206	44,206
Sep 22 2015	Dimensional Australian Large Company Trust	Purchase	\$ 69,126.18	22,331	22,331
Sep 4 2015	Dimensional Australian Large Company Trust	Transfer	\$ 40,780.61	13,639	13,639
Sep 11 2014	Dimensional Australian Large Company Trust	Purchase	\$ 85,213.65	23,767	23,767
Sep 10 2014	Dimensional Australian Large Company Trust	Purchase	\$ 85,221.95	23,766	23,766
Sep 9 2014	Dimensional Australian Large Company Trust	Purchase	\$ 191,795.48	53,603	53,603
Sep 8 2014	Dimensional Australian Large Company Trust	Purchase	\$ 80,895.09	22,400	22,400
Sep 5 2014	Dimensional Australian Large Company Trust	Purchase	\$ 98,064.29	27,480	27,480
Sep 4 2014	Dimensional Australian Large Company Trust	Purchase	\$ 86,644.51	24,499	24,499
Apr 24 2015	AZL DFA International Core Equity Fund, a series of Allianz Variable Insurance Products Trust	Transfer	\$ 85,043.70	22,791	22,791
Apr 30 2019	Separate Account advised by Dimensional Fund Advisors Ltd.	Sale	\$ (15,434.78)	(4,337)	(4,337)
Jan 5 2018	Separate Account advised by Dimensional Fund Advisors Ltd.	Purchase	\$ 27,695.58	6,001	6,001
Nov 30 2016	Separate Account advised by Dimensional Fund Advisors Ltd.	Sale	\$ (28,194.95)	(6,930)	(6,930)
Sep 16 2014	Separate Account advised by Dimensional Fund Advisors Ltd.	Purchase	\$ 39,530.63	11,194	11,194
Jul 17 2020	Dimensional Australian Small Company Trust	Transfer	\$ (33,364.24)	(9,166)	(9,166)
Jul 13 2020	Dimensional Australian Small Company Trust	Transfer	\$ (44,302.44)	(12,171)	(12,171)
Jul 10 2020	Dimensional Australian Small Company Trust	Transfer	\$ (44,690.40)	(12,414)	(12,414)
May 29 2020	Dimensional Australian Small Company Trust	Sale	\$ (100,584.28)	(24,880)	(24,880)

May 27 2020	Dimensional Australian Small Company Trust	Sale	\$ (33,384.04)	(8,486)	(8,486)
May 26 2020	Dimensional Australian Small Company Trust	Sale	\$ (181,196.92)	(48,424)	(48,424)
May 21 2020	Dimensional Australian Small Company Trust	Sale	\$ (136,736.37)	(37,331)	(37,331)
Jul 10 2018	Dimensional Australian Small Company Trust	Sale	\$ (64,046.72)	(13,989)	(13,989)
Jul 10 2018	Dimensional Australian Small Company Trust	Transfer	\$ (427,289.16)	(94,533)	(94,533)
Jul 3 2018	Dimensional Australian Small Company Trust	Transfer	\$ (19,366.61)	(4,201)	(4,201)
Oct 9 2014	Dimensional Australian Small Company Trust	Transfer	\$ (17,829.50)	(5,486)	(5,486)
Sep 5 2014	Dimensional Australian Small Company Trust	Purchase	\$ 35,286.02	9,888	9,888
Sep 4 2014	Dimensional Australian Small Company Trust	Purchase	\$ 29,744.09	8,405	8,405
Sep 3 2014	Dimensional Australian Small Company Trust	Purchase	\$ 60,127.37	17,134	17,134
Jul 1 2014	Dimensional Australian Small Company Trust	Sale	\$ (44,586.43)	(12,546)	(12,546)
Jun 11 2014	Dimensional Australian Small Company Trust	Sale	\$ (73,482.13)	(21,908)	(21,908)
Oct 2 2013	Dimensional Australian Small Company Trust	Purchase	\$ 24,567.72	10,160	10,160
Oct 1 2013	Dimensional Australian Small Company Trust	Purchase	\$ 33,209.14	13,547	13,547
Aug 8 2013	Dimensional Australian Small Company Trust	Purchase	\$ 151,200.89	68,704	68,704
Sep 23 2021	Dimensional Australian Sustainability Trust	Purchase	\$ 86,244.47	14,782	14,782
Sep 21 2021	Dimensional Australian Sustainability Trust	Purchase	\$ 97,822.20	17,315	17,315
Sep 14 2021	Dimensional Australian Sustainability Trust	Purchase	\$ 40,880.77	7,081	7,081
Aug 31 2021	Dimensional Australian Sustainability Trust	Purchase	\$ 39,490.68	7,246	7,246
Aug 13 2021	Dimensional Australian Sustainability Trust	Purchase	\$ 178,630.83	31,029	31,029

Aug 6 2021	Dimensional Australian Sustainability Trust	Purchase	\$ 56,321.27	9,629	9,629
Jul 13 2021	Dimensional Australian Sustainability Trust	Purchase	\$ 37,324.21	7,145	7,145
Jun 22 2021	Dimensional Australian Sustainability Trust	Purchase	\$ 55,136.95	9,304	9,304
Jun 1 2021	Dimensional Australian Sustainability Trust	Purchase	\$ 48,173.69	8,511	8,511
May 5 2021	Dimensional Australian Sustainability Trust	Transfer	\$ 38,254.71	6,261	6,261
Mar 29 2021	Dimensional Australian Sustainability Trust	Transfer	\$ 59,305.00	10,225	10,225
Mar 23 2021	Dimensional Australian Sustainability Trust	Purchase	\$ 36,213.92	6,482	6,482
Sep 11 2020	Dimensional Australian Sustainability Trust	Purchase	\$ 82,820.24	21,382	21,382
Sep 2 2020	Dimensional Australian Sustainability Trust	Purchase	\$ 49,420.53	13,725	13,725
Aug 7 2020	Dimensional Australian Sustainability Trust	Purchase	\$ 24,362.90	6,825	6,825
Aug 6 2020	Dimensional Australian Sustainability Trust	Purchase	\$ 14,779.46	4,101	4,101
Aug 5 2020	Dimensional Australian Sustainability Trust	Purchase	\$ 14,897.05	4,161	4,161
Aug 3 2020	Dimensional Australian Sustainability Trust	Purchase	\$ 15,425.71	4,385	4,385
Jul 30 2020	Dimensional Australian Sustainability Trust	Purchase	\$ 40,199.06	11,581	11,581
Jul 29 2020	Dimensional Australian Sustainability Trust	Purchase	\$ 28,874.26	8,197	8,197
Jul 17 2020	Dimensional Australian Sustainability Trust	Transfer	\$ 33,364.24	9,166	9,166
Jun 26 2020	Dimensional Australian Sustainability Trust	Transfer	\$ 37,934.45	10,393	10,393
Jun 18 2020	Dimensional Australian Sustainability Trust	Transfer	\$ 38,454.10	10,393	10,393
Jun 9 2020	Dimensional Australian Sustainability Trust	Purchase	\$ 74,449.95	17,962	17,962
May 8 2020	Dimensional Australian Sustainability Trust	Transfer	\$ 41,423.36	11,768	11,768

Apr 21 2020	Dimensional Australian Sustainability Trust	Purchase	\$ 32,895.75	10,326	10,326
Mar 16 2020	Dimensional Australian Sustainability Trust	Purchase	\$ 32,378.17	9,492	9,492
Mar 6 2020	Dimensional Australian Sustainability Trust	Purchase	\$ 31,138.68	7,724	7,724
Dec 30 2019	Dimensional Australian Sustainability Trust	Purchase	\$ 29,935.44	6,420	6,420
Dec 2 2019	Dimensional Australian Sustainability Trust	Purchase	\$ 40,475.55	8,532	8,532
Nov 18 2019	Dimensional Australian Sustainability Trust	Purchase	\$ 17,605.71	3,793	3,793
Oct 4 2019	Dimensional Australian Sustainability Trust	Transfer	\$ 38,660.00	9,665	9,665
Sep 3 2019	Dimensional Australian Sustainability Trust	Purchase	\$ 30,512.86	7,676	7,676
Aug 5 2019	Dimensional Australian Sustainability Trust	Purchase	\$ 22,492.25	5,659	5,659
Jul 15 2019	Dimensional Australian Sustainability Trust	Purchase	\$ 25,347.42	5,962	5,962
Jun 11 2019	Dimensional Australian Sustainability Trust	Purchase	\$ 26,514.64	6,577	6,577
May 2 2019	Dimensional Australian Sustainability Trust	Purchase	\$ 18,287.07	5,191	5,191
Apr 24 2019	Dimensional Australian Sustainability Trust	Purchase	\$ 20,130.66	5,559	5,559
Apr 8 2019	Dimensional Australian Sustainability Trust	Purchase	\$ 18,126.21	5,155	5,155
Feb 1 2019	Dimensional Australian Sustainability Trust	Purchase	\$ 20,086.78	6,924	6,924
Dec 5 2018	Dimensional Australian Sustainability Trust	Purchase	\$ 17,243.51	5,765	5,765
Jul 27 2021	Dimensional Australian Value Trust	Purchase	\$ 229,218.33	40,772	40,772
Mar 15 2019	Dimensional Australian Value Trust	Purchase	\$ 213,233.06	64,521	64,521
Mar 12 2019	Dimensional Australian Value Trust	Purchase	\$ 229,845.85	68,131	68,131
Jul 10 2018	Dimensional Australian Value Trust	Transfer	\$ 427,289.16	94,533	94,533

Jun 19 2018	Dimensional Australian Value Trust	Purchase	\$ 502,815.27	105,339	105,339
Jun 18 2018	Dimensional Australian Value Trust	Purchase	\$ 537,272.50	113,289	113,289
Feb 6 2018	Dimensional Australian Value Trust	Purchase	\$ 211,203.50	43,033	43,033
Jan 19 2018	Dimensional Australian Value Trust	Purchase	\$ 159,804.98	33,840	33,840
Oct 25 2017	Dimensional Australian Value Trust	Sale	\$ (141,724.54)	(29,032)	(29,032)
Oct 24 2017	Dimensional Australian Value Trust	Sale	\$ (105,253.53)	(21,659)	(21,659)
Oct 23 2017	Dimensional Australian Value Trust	Sale	\$ (112,567.48)	(23,006)	(23,006)
Oct 20 2017	Dimensional Australian Value Trust	Sale	\$ (155,839.65)	(32,093)	(32,093)
Oct 19 2017	Dimensional Australian Value Trust	Sale	\$ (125,583.71)	(25,825)	(25,825)
Oct 18 2017	Dimensional Australian Value Trust	Sale	\$ (125,334.84)	(25,900)	(25,900)
Oct 17 2017	Dimensional Australian Value Trust	Sale	\$ (124,298.43)	(25,739)	(25,739)
Oct 16 2017	Dimensional Australian Value Trust	Sale	\$ (242,571.06)	(51,406)	(51,406)
Oct 16 2017	Dimensional Australian Value Trust	Transfer	\$ (39,001.36)	(8,263)	(8,263)
Oct 13 2017	Dimensional Australian Value Trust	Sale	\$ (37,812.40)	(8,098)	(8,098)
Oct 11 2017	Dimensional Australian Value Trust	Sale	\$ (53,423.52)	(11,412)	(11,412)
Oct 10 2017	Dimensional Australian Value Trust	Sale	\$ (236,967.21)	(50,503)	(50,503)
Oct 9 2017	Dimensional Australian Value Trust	Sale	\$ (248,324.63)	(52,661)	(52,661)
Oct 6 2017	Dimensional Australian Value Trust	Transfer	\$ (42,757.38)	(9,078)	(9,078)
Oct 6 2017	Dimensional Australian Value Trust	Sale	\$ (243,852.19)	(51,729)	(51,729)
Oct 5 2017	Dimensional Australian Value Trust	Sale	\$ (196,031.75)	(41,145)	(41,145)

Oct 4 2017	Dimensional Australian Value Trust	Sale	\$ (266,066.68)	(56,087)	(56,087)
Oct 3 2017	Dimensional Australian Value Trust	Sale	\$ (224,531.80)	(47,571)	(47,571)
May 8 2017	Dimensional Australian Value Trust	Sale	\$ (205,531.69)	(39,921)	(39,921)
May 5 2017	Dimensional Australian Value Trust	Sale	\$ (150,510.49)	(29,754)	(29,754)
May 4 2017	Dimensional Australian Value Trust	Sale	\$ (254,681.71)	(50,452)	(50,452)
Feb 28 2017	Dimensional Australian Value Trust	Purchase	\$ 78,818.12	18,635	18,635
Feb 20 2017	Dimensional Australian Value Trust	Transfer	\$ 42,268.56	9,969	9,969
Feb 14 2017	Dimensional Australian Value Trust	Transfer	\$ 38,394.81	8,667	8,667
Feb 14 2017	Dimensional Australian Value Trust	Purchase	\$ 132,530.80	30,200	30,200
Feb 7 2017	Dimensional Australian Value Trust	Transfer	\$ 220,719.38	50,857	50,857
Jan 11 2017	Dimensional Australian Value Trust	Transfer	\$ (328,560.00)	(74,000)	(74,000)
Dec 15 2016	Dimensional Australian Value Trust	Purchase	\$ 46,621.38	10,587	10,587
Oct 25 2016	Dimensional Australian Value Trust	Purchase	\$ 46,200.81	12,520	12,520
Sep 12 2016	Dimensional Australian Value Trust	Purchase	\$ 130,052.78	38,479	38,479
Sep 9 2016	Dimensional Australian Value Trust	Purchase	\$ 60,439.67	17,524	17,524
Nov 19 2015	Dimensional Australian Value Trust	Transfer	\$ (291,114.72)	(93,306)	(93,306)
Nov 11 2015	Dimensional Australian Value Trust	Transfer	\$ (77,718.14)	(24,751)	(24,751)
Sep 11 2015	Dimensional Australian Value Trust	Purchase	\$ 159,892.84	51,023	51,023
Sep 10 2015	Dimensional Australian Value Trust	Purchase	\$ 20,060.92	6,456	6,456
Sep 9 2015	Dimensional Australian Value Trust	Purchase	\$ 177,102.34	57,478	57,478

Jun 9 2015	Dimensional Australian Value Trust	Transfer	\$ (358,605.52)	(91,481)	(91,481)
Jan 20 2015	Dimensional Australian Value Trust	Purchase	\$ 153,274.32	43,455	43,455
Dec 24 2014	Dimensional Australian Value Trust	Purchase	\$ 162,189.76	42,495	42,495
Dec 19 2014	Dimensional Australian Value Trust	Purchase	\$ 170,787.90	45,192	45,192
Dec 18 2014	Dimensional Australian Value Trust	Purchase	\$ 109,186.71	30,128	30,128
Nov 28 2014	Dimensional Australian Value Trust	Purchase	\$ 20,867.57	6,051	6,051
Nov 26 2014	Dimensional Australian Value Trust	Purchase	\$ 133,672.20	38,742	38,742
Nov 25 2014	Dimensional Australian Value Trust	Purchase	\$ 71,953.27	21,105	21,105
Oct 29 2014	Dimensional Australian Value Trust	Purchase	\$ 93,763.19	27,206	27,206
Oct 24 2014	Dimensional Australian Value Trust	Purchase	\$ 64,103.62	18,908	18,908
Oct 17 2014	Dimensional Australian Value Trust	Purchase	\$ 101,816.15	30,755	30,755
Oct 16 2014	Dimensional Australian Value Trust	Purchase	\$ 49,516.76	15,280	15,280
Oct 15 2014	Dimensional Australian Value Trust	Purchase	\$ 106,936.34	32,626	32,626
Oct 14 2014	Dimensional Australian Value Trust	Purchase	\$ 23,520.38	7,324	7,324
Oct 13 2014	Dimensional Australian Value Trust	Purchase	\$ 24,107.69	7,540	7,540
Oct 10 2014	Dimensional Australian Value Trust	Purchase	\$ 31,021.98	9,715	9,715
Sep 29 2014	Dimensional Australian Value Trust	Purchase	\$ 48,051.83	14,568	14,568
Sep 26 2014	Dimensional Australian Value Trust	Purchase	\$ 132,648.14	40,197	40,197
Sep 25 2014	Dimensional Australian Value Trust	Purchase	\$ 109,633.46	33,340	33,340
Sep 24 2014	Dimensional Australian Value Trust	Purchase	\$ 224,302.05	67,633	67,633

Sep 22 2014	Dimensional Australian Value Trust	Purchase	\$ 83,890.32	24,525	24,525
Sep 18 2014	Dimensional Australian Value Trust	Purchase	\$ 60,882.37	17,625	17,625
Sep 17 2014	Dimensional Australian Value Trust	Purchase	\$ 224,671.54	64,377	64,377
Aug 6 2014	Dimensional Australian Value Trust	Purchase	\$ 94,007.65	25,051	25,051
Aug 4 2014	Dimensional Australian Value Trust	Purchase	\$ 86,719.36	23,277	23,277
Jul 28 2014	Dimensional Australian Value Trust	Purchase	\$ 67,690.69	18,266	18,266
Jul 25 2014	Dimensional Australian Value Trust	Purchase	\$ 8,217.38	2,208	2,208
Jul 24 2014	Dimensional Australian Value Trust	Purchase	\$ 97,411.40	26,049	26,049
Jul 22 2014	Dimensional Australian Value Trust	Purchase	\$ 13,585.17	3,680	3,680
Jul 17 2014	Dimensional Australian Value Trust	Purchase	\$ 152,233.83	41,511	41,511
May 20 2014	Dimensional Australian Value Trust	Sale	\$ (227,342.24)	(68,749)	(68,749)
Apr 2 2014	Dimensional Australian Value Trust	Sale	\$ (220,519.43)	(61,177)	(61,177)
Apr 1 2014	Dimensional Australian Value Trust	Sale	\$ (245,839.14)	(69,320)	(69,320)
Mar 31 2014	Dimensional Australian Value Trust	Sale	\$ (296,742.17)	(85,159)	(85,159)
Mar 28 2014	Dimensional Australian Value Trust	Sale	\$ (166,978.30)	(49,390)	(49,390)
Mar 21 2014	Dimensional Australian Value Trust	Sale	\$ (101,286.82)	(30,598)	(30,598)
Mar 20 2014	Dimensional Australian Value Trust	Sale	\$ (54,570.80)	(16,571)	(16,571)
Mar 13 2014	Dimensional Australian Value Trust	Sale	\$ (64,741.04)	(18,994)	(18,994)
Mar 11 2014	Dimensional Australian Value Trust	Sale	\$ (149,922.48)	(45,840)	(45,840)
Mar 10 2014	Dimensional Australian Value Trust	Sale	\$ (23,986.94)	(7,250)	(7,250)

Mar 6 2014	Dimensional Australian Value Trust	Sale	\$ (340,790.37)	(101,664)	(101,664)
Mar 5 2014	Dimensional Australian Value Trust	Sale	\$ (356,841.31)	(110,656)	(110,656)
Mar 4 2014	Dimensional Australian Value Trust	Sale	\$ (79,705.31)	(25,640)	(25,640)
Mar 3 2014	Dimensional Australian Value Trust	Sale	\$ (54,150.46)	(17,531)	(17,531)
Feb 28 2014	Dimensional Australian Value Trust	Sale	\$ (185,732.67)	(59,575)	(59,575)
Feb 26 2014	Dimensional Australian Value Trust	Sale	\$ (132,952.39)	(42,274)	(42,274)
Feb 25 2014	Dimensional Australian Value Trust	Sale	\$ (14,966.21)	(4,679)	(4,679)
Feb 24 2014	Dimensional Australian Value Trust	Sale	\$ (247,303.41)	(76,066)	(76,066)
Feb 21 2014	Dimensional Australian Value Trust	Sale	\$ (281,906.09)	(87,964)	(87,964)
Feb 20 2014	Dimensional Australian Value Trust	Sale	\$ (171,099.45)	(54,393)	(54,393)
Feb 19 2014	Dimensional Australian Value Trust	Sale	\$ (129,272.55)	(42,016)	(42,016)
Feb 17 2014	Dimensional Australian Value Trust	Sale	\$ (168,742.91)	(54,561)	(54,561)
Feb 14 2014	Dimensional Australian Value Trust	Sale	\$ (13,376.04)	(4,394)	(4,394)
Feb 13 2014	Dimensional Australian Value Trust	Sale	\$ (99,708.20)	(32,300)	(32,300)
Feb 12 2014	Dimensional Australian Value Trust	Sale	\$ (244,412.93)	(77,992)	(77,992)
Feb 11 2014	Dimensional Australian Value Trust	Sale	\$ (109,514.34)	(35,211)	(35,211)
Feb 10 2014	Dimensional Australian Value Trust	Sale	\$ (616,773.26)	(201,254)	(201,254)
Feb 7 2014	Dimensional Australian Value Trust	Sale	\$ (112,451.53)	(37,709)	(37,709)
Feb 6 2014	Dimensional Australian Value Trust	Sale	\$ (22,897.53)	(7,713)	(7,713)
Feb 5 2014	Dimensional Australian Value Trust	Sale	\$ (113,265.30)	(38,395)	(38,395)

Feb 4 2014	Dimensional Australian Value Trust	Sale	\$ (119,830.44)	(41,032)	(41,032)
Feb 3 2014	Dimensional Australian Value Trust	Sale	\$ (125,407.45)	(42,475)	(42,475)
Aug 20 2013	Dimensional Australian Value Trust	Sale	\$ (42,148.96)	(18,910)	(18,910)
Oct 19 2017	Separate Account advised by Dimensional Fund Advisors LP	Transfer	\$ (390,359.72)	(80,156)	(80,156)
Oct 17 2017	Separate Account advised by Dimensional Fund Advisors LP	Sale	\$ (18,373.32)	(3,812)	(3,812)
Oct 1 2015	Separate Account advised by Dimensional Fund Advisors LP	Purchase	\$ 15,152.65	5,178	5,178
Sep 29 2015	Separate Account advised by Dimensional Fund Advisors LP	Purchase	\$ 17,308.74	5,942	5,942
Sep 25 2015	Separate Account advised by Dimensional Fund Advisors LP	Purchase	\$ 11,926.50	3,961	3,961
Sep 24 2015	Separate Account advised by Dimensional Fund Advisors LP	Purchase	\$ 40,553.66	13,139	13,139
Sep 23 2015	Separate Account advised by Dimensional Fund Advisors LP	Purchase	\$ 59,400.28	19,566	19,566
Aug 19 2015	Separate Account advised by Dimensional Fund Advisors LP	Sale	\$ (60,447.90)	(17,732)	(17,732)
Aug 12 2015	Separate Account advised by Dimensional Fund Advisors LP	Sale	\$ (11,599.65)	(3,197)	(3,197)
Aug 11 2015	Separate Account advised by Dimensional Fund Advisors LP	Sale	\$ (50,455.03)	(13,704)	(13,704)
Aug 5 2015	Separate Account advised by Dimensional Fund Advisors LP	Sale	\$ (16,651.33)	(4,542)	(4,542)
Jun 8 2015	Separate Account advised by Dimensional Fund Advisors LP	Transfer	\$ (353,587.58)	(91,603)	(91,603)
Jul 24 2020	Old Westbury Small & Mid Cap Fund, a series of Old Westbury Funds, Inc.	Sale	\$ (100,115.09)	(28,749)	(28,749)
Jul 17 2020	Old Westbury Small & Mid Cap Fund, a series of Old Westbury Funds, Inc.	Sale	\$ (247,700.21)	(68,336)	(68,336)
Jul 31 2019	Old Westbury Small & Mid Cap Fund, a series of Old Westbury Funds, Inc.	Sale	\$ (77,964.08)	(19,107)	(19,107)
Dec 12 2018	Old Westbury Small & Mid Cap Fund, a series of Old Westbury Funds, Inc.	Sale	\$ (36,702.98)	(13,254)	(13,254)
Dec 11 2018	Old Westbury Small & Mid Cap Fund, a series of Old Westbury Funds, Inc.	Sale	\$ (119,446.98)	(43,131)	(43,131)

Dec 10 2018	Old Westbury Small & Mid Cap Fund, a series of Old Westbury Funds, Inc.	Sale	\$ (110,072.00)	(38,510)	(38,510)
Nov 30 2018	Old Westbury Small & Mid Cap Fund, a series of Old Westbury Funds, Inc.	Sale	\$ (273,119.31)	(91,527)	(91,527)
Oct 26 2015	Old Westbury Small & Mid Cap Fund, a series of Old Westbury Funds, Inc.	Purchase	\$ 62,093.07	21,512	21,512
Oct 23 2015	Old Westbury Small & Mid Cap Fund, a series of Old Westbury Funds, Inc.	Purchase	\$ 174,025.24	61,343	61,343
Oct 16 2015	Old Westbury Small & Mid Cap Fund, a series of Old Westbury Funds, Inc.	Purchase	\$ 97,223.52	34,184	34,184
Jul 27 2015	Old Westbury Small & Mid Cap Fund, a series of Old Westbury Funds, Inc.	Purchase	\$ 55,100.79	15,369	15,369
Jul 3 2015	Old Westbury Small & Mid Cap Fund, a series of Old Westbury Funds, Inc.	Purchase	\$ 52,613.23	15,070	15,070
Jun 29 2015	Old Westbury Small & Mid Cap Fund, a series of Old Westbury Funds, Inc.	Purchase	\$ 78,010.49	21,266	21,266
Jan 13 2015	Old Westbury Small & Mid Cap Fund, a series of Old Westbury Funds, Inc.	Sale	\$ (37,626.12)	(9,975)	(9,975)
Jan 12 2015	Old Westbury Small & Mid Cap Fund, a series of Old Westbury Funds, Inc.	Sale	\$ (113,781.75)	(29,925)	(29,925)
Jan 9 2015	Old Westbury Small & Mid Cap Fund, a series of Old Westbury Funds, Inc.	Sale	\$ (194,585.55)	(50,905)	(50,905)
Jan 8 2015	Old Westbury Small & Mid Cap Fund, a series of Old Westbury Funds, Inc.	Sale	\$ (108,167.61)	(28,333)	(28,333)
Jan 7 2015	Old Westbury Small & Mid Cap Fund, a series of Old Westbury Funds, Inc.	Sale	\$ (56,127.95)	(14,727)	(14,727)
Nov 13 2020	DFA Global Sustainability Core Equity Fund	Purchase	\$ 22,925.77	4,815	4,815
Jun 5 2019	DFA International Core Equity Fund of Dimensional Funds	Purchase	\$ 57,600.19	14,446	14,446
Apr 29 2019	DFA International Core Equity Fund of Dimensional Funds	Purchase	\$ 56,968.99	15,698	15,698
Dec 14 2016	DFA International Core Equity Fund of Dimensional Funds	Purchase	\$ 64,018.17	14,665	14,665
Mar 16 2015	DFA International Core Equity Fund of Dimensional Funds	Purchase	\$ 60,547.03	15,202	15,202
Oct 4 2013	Separate Account advised by DFA Australia Limited	Transfer	\$ (443,097.60)	(184,624)	(184,624)
Jun 30 2021	Separate Account advised by DFA Australia Limited	Purchase	\$ 21,098.63	3,614	3,614

Oct 23 2019	Separate Account advised by DFA Australia Limited	Transfer	\$ (83,427.45)	(20,103)	(20,103)
Jul 29 2019	Separate Account advised by DFA Australia Limited	Sale	\$ (26,012.60)	(5,956)	(5,956)
Jun 25 2019	Separate Account advised by DFA Australia Limited	Purchase	\$ 40,489.14	9,980	9,980
Jun 24 2019	Separate Account advised by DFA Australia Limited	Purchase	\$ 122,641.33	30,438	30,438
Oct 18 2019	Separate Account advised by Dimensional Fund Advisors LP	Transfer	\$ (1,325,737.42)	(314,902)	(314,902)
Sep 25 2019	Separate Account advised by Dimensional Fund Advisors LP	Purchase	\$ 51,990.78	12,154	12,154
Sep 19 2019	Separate Account advised by Dimensional Fund Advisors LP	Purchase	\$ 71,501.24	17,105	17,105
Jun 6 2019	Separate Account advised by Dimensional Fund Advisors LP	Purchase	\$ 69,874.56	18,059	18,059
Jun 6 2018	Separate Account advised by Dimensional Fund Advisors LP	Purchase	\$ 322,459.43	64,791	64,791
Apr 11 2018	Separate Account advised by Dimensional Fund Advisors LP	Sale	\$ (45,143.38)	(8,399)	(8,399)
Mar 20 2018	Separate Account advised by Dimensional Fund Advisors LP	Sale	\$ (110,411.89)	(21,269)	(21,269)
Jan 2 2018	Separate Account advised by Dimensional Fund Advisors LP	Purchase	\$ 41,165.21	8,685	8,685
Dec 7 2017	Separate Account advised by Dimensional Fund Advisors LP	Purchase	\$ 48,740.90	10,807	10,807
Nov 15 2017	Separate Account advised by Dimensional Fund Advisors LP	Purchase	\$ 46,684.48	10,554	10,554
Sep 20 2017	Separate Account advised by Dimensional Fund Advisors LP	Purchase	\$ 66,835.55	14,847	14,847
Sep 24 2015	Separate Account advised by Dimensional Fund Advisors LP	Purchase	\$ 18,503.54	6,001	6,001
Sep 23 2015	Separate Account advised by Dimensional Fund Advisors LP	Purchase	\$ 9,871.74	3,252	3,252
Sep 22 2015	Separate Account advised by Dimensional Fund Advisors LP	Purchase	\$ 14,517.49	4,690	4,690
Sep 21 2015	Separate Account advised by Dimensional Fund Advisors LP	Purchase	\$ 14,207.53	4,512	4,512
Sep 4 2015	Separate Account advised by Dimensional Fund Advisors LP	Purchase	\$ 109,066.55	35,803	35,803

Sep 3 2015	Separate Account advised by Dimensional Fund Advisors LP	Purchase	\$ 71,359.21	22,759	22,759
Sep 2 2015	Separate Account advised by Dimensional Fund Advisors LP	Purchase	\$ 113,949.84	36,473	36,473
Sep 1 2015	Separate Account advised by Dimensional Fund Advisors LP	Purchase	\$ 81,801.03	26,389	26,389
Aug 31 2015	Separate Account advised by Dimensional Fund Advisors LP	Purchase	\$ 50,579.06	16,221	16,221
Aug 28 2015	Separate Account advised by Dimensional Fund Advisors LP	Purchase	\$ 43,754.58	13,725	13,725
Aug 27 2015	Separate Account advised by Dimensional Fund Advisors LP	Purchase	\$ 54,985.83	17,743	17,743
Jan 6 2014	Separate Account advised by Dimensional Fund Advisors LP	Sale	\$ (213,284.52)	(81,579)	(81,579)
Dec 31 2013	Separate Account advised by Dimensional Fund Advisors LP	Sale	\$ (135,897.42)	(51,396)	(51,396)
Dec 24 2013	Separate Account advised by Dimensional Fund Advisors LP	Sale	\$ (58,192.12)	(21,741)	(21,741)
Dec 23 2013	Separate Account advised by Dimensional Fund Advisors LP	Sale	\$ (43,181.07)	(16,234)	(16,234)
Aug 16 2021	Separate Account advised by Dimensional Fund Advisors Ltd.	Purchase	\$ 29,891.84	5,188	5,188
Jul 30 2021	Separate Account advised by Dimensional Fund Advisors Ltd.	Purchase	\$ 30,183.36	5,401	5,401
Jul 20 2021	Separate Account advised by Dimensional Fund Advisors Ltd.	Purchase	\$ 41,997.75	7,843	7,843
Apr 20 2020	Separate Account advised by Dimensional Fund Advisors Ltd.	Purchase	\$ 53,880.36	16,559	16,559
Sep 11 2019	Separate Account advised by Dimensional Fund Advisors Ltd.	Purchase	\$ 95,565.15	23,569	23,569
Sep 6 2019	Separate Account advised by Dimensional Fund Advisors Ltd.	Purchase	\$ 230,338.44	58,756	58,756
Jun 4 2018	Separate Account advised by Dimensional Fund Advisors Ltd.	Sale	\$ (345,187.02)	(69,876)	(69,876)
May 30 2018	Separate Account advised by Dimensional Fund Advisors Ltd.	Sale	\$ (595,279.38)	(115,844)	(115,844)
May 14 2018	Separate Account advised by Dimensional Fund Advisors Ltd.	Sale	\$ (268,547.40)	(51,873)	(51,873)
May 7 2018	Separate Account advised by Dimensional Fund Advisors Ltd.	Sale	\$ (21,627.55)	(3,724)	(3,724)

May 4 2018	Separate Account advised by Dimensional Fund Advisors Ltd.	Sale	\$ (16,412.96)	(2,874)	(2,874)
Apr 27 2018	Separate Account advised by Dimensional Fund Advisors Ltd.	Sale	\$ (14,266.40)	(2,542)	(2,542)
Apr 26 2018	Separate Account advised by Dimensional Fund Advisors Ltd.	Sale	\$ (13,931.63)	(2,538)	(2,538)
Apr 19 2018	Separate Account advised by Dimensional Fund Advisors Ltd.	Sale	\$ (27,173.76)	(4,844)	(4,844)
Apr 16 2018	Separate Account advised by Dimensional Fund Advisors Ltd.	Sale	\$ (20,735.26)	(3,766)	(3,766)
Apr 13 2018	Separate Account advised by Dimensional Fund Advisors Ltd.	Sale	\$ (13,576.41)	(2,549)	(2,549)
Apr 12 2018	Separate Account advised by Dimensional Fund Advisors Ltd.	Sale	\$ (18,917.46)	(3,556)	(3,556)
Apr 11 2018	Separate Account advised by Dimensional Fund Advisors Ltd.	Sale	\$ (85,811.87)	(15,980)	(15,980)
Mar 14 2018	Separate Account advised by Dimensional Fund Advisors Ltd.	Sale	\$ (46,275.73)	(8,560)	(8,560)
Mar 13 2018	Separate Account advised by Dimensional Fund Advisors Ltd.	Sale	\$ (14,225.70)	(2,606)	(2,606)
Aug 18 2016	Separate Account advised by Dimensional Fund Advisors Ltd.	Purchase	\$ 286,156.77	77,037	77,037
Aug 10 2016	Separate Account advised by Dimensional Fund Advisors Ltd.	Purchase	\$ 204,634.68	54,586	54,586
Aug 9 2016	Separate Account advised by Dimensional Fund Advisors Ltd.	Purchase	\$ 409,071.39	108,181	108,181
Aug 4 2016	Separate Account advised by Dimensional Fund Advisors Ltd.	Purchase	\$ 130,974.61	34,798	34,798
Jul 12 2016	Separate Account advised by Dimensional Fund Advisors Ltd.	Transfer	\$ 299,404.49	77,824	77,824
Aug 25 2021	Dimensional International Core Equity Market ETF of Dimensional ETF Trust	Purchase	\$ 1,139.84	208	208
Mar 1 2021	Dimensional International Core Equity Market ETF of Dimensional ETF Trust	Purchase	\$ 33.36	6	6
Feb 24 2021	Dimensional International Core Equity Market ETF of Dimensional ETF Trust	Purchase	\$ 420.42	78	78
Nov 24 2020	Dimensional International Core Equity Market ETF of Dimensional ETF Trust	Purchase	\$ 484.11	99	99
Nov 24 2020	Dimensional International Core Equity Market ETF of Dimensional ETF Trust	Purchase	\$ 1,936.44	396	396

Nov 19 2020	Dimensional International Core Equity Market ETF of Dimensional ETF Trust	Purchase	\$ 645.30	135	135
Nov 17 2020	Dimensional International Core Equity Market ETF of Dimensional ETF Trust	Purchase	\$ 1,708.80	356	356
Sep 25 2018	International Core Equity Portfolio of DFA Investment Dimensions Group Inc.	Purchase	\$ 224,748.68	57,927	57,927
Sep 20 2018	International Core Equity Portfolio of DFA Investment Dimensions Group Inc.	Purchase	\$ 349,583.08	90,095	90,095
Sep 10 2018	International Core Equity Portfolio of DFA Investment Dimensions Group Inc.	Purchase	\$ 214,416.92	51,229	51,229
Sep 7 2018	International Core Equity Portfolio of DFA Investment Dimensions Group Inc.	Purchase	\$ 173,715.94	41,625	41,625
Jun 15 2018	International Core Equity Portfolio of DFA Investment Dimensions Group Inc.	Purchase	\$ 291,999.02	61,831	61,831
Apr 30 2018	International Core Equity Portfolio of DFA Investment Dimensions Group Inc.	Transfer	\$ 72,152.52	12,793	12,793
Apr 23 2018	International Core Equity Portfolio of DFA Investment Dimensions Group Inc.	Transfer	\$ 253,956.56	45,188	45,188
Mar 21 2018	International Core Equity Portfolio of DFA Investment Dimensions Group Inc.	Transfer	\$ 201,406.17	38,073	38,073
Sep 6 2017	International Core Equity Portfolio of DFA Investment Dimensions Group Inc.	Purchase	\$ 159,981.78	38,911	38,911
Aug 16 2017	International Core Equity Portfolio of DFA Investment Dimensions Group Inc.	Purchase	\$ 254,431.53	64,001	64,001
Jun 22 2017	International Core Equity Portfolio of DFA Investment Dimensions Group Inc.	Transfer	\$ 136,265.22	32,214	32,214
Jun 22 2017	International Core Equity Portfolio of DFA Investment Dimensions Group Inc.	Transfer	\$ 107,996.13	25,531	25,531
Jun 8 2017	International Core Equity Portfolio of DFA Investment Dimensions Group Inc.	Purchase	\$ 583,991.39	142,968	142,968
Jan 5 2017	International Core Equity Portfolio of DFA Investment Dimensions Group Inc.	Purchase	\$ 301,588.83	64,854	64,854
Jan 4 2017	International Core Equity Portfolio of DFA Investment Dimensions Group Inc.	Purchase	\$ 536,282.11	115,524	115,524
Dec 30 2016	International Core Equity Portfolio of DFA Investment Dimensions Group Inc.	Purchase	\$ 216,816.91	47,152	47,152
Dec 29 2016	International Core Equity Portfolio of DFA Investment Dimensions Group Inc.	Purchase	\$ 248,189.21	54,149	54,149
Dec 29 2016	International Core Equity Portfolio of DFA Investment Dimensions Group Inc.	Transfer	\$ 246,980.75	53,575	53,575

Dec 29 2016	International Core Equity Portfolio of DFA Investment Dimensions Group Inc.	Transfer	\$ 454,748.84	98,644	98,644
Aug 2 2016	International Core Equity Portfolio of DFA Investment Dimensions Group Inc.	Purchase	\$ 90,100.63	23,180	23,180
Jul 29 2016	International Core Equity Portfolio of DFA Investment Dimensions Group Inc.	Purchase	\$ 110,440.75	29,001	29,001
Jul 28 2016	International Core Equity Portfolio of DFA Investment Dimensions Group Inc.	Purchase	\$ 116,886.70	29,656	29,656
Jul 27 2016	International Core Equity Portfolio of DFA Investment Dimensions Group Inc.	Purchase	\$ 50,028.66	12,534	12,534
Jul 22 2016	International Core Equity Portfolio of DFA Investment Dimensions Group Inc.	Purchase	\$ 100,877.41	26,103	26,103
Jul 21 2016	International Core Equity Portfolio of DFA Investment Dimensions Group Inc.	Purchase	\$ 94,526.34	24,471	24,471
Jul 20 2016	International Core Equity Portfolio of DFA Investment Dimensions Group Inc.	Purchase	\$ 327,614.03	85,301	85,301
Jul 19 2016	International Core Equity Portfolio of DFA Investment Dimensions Group Inc.	Purchase	\$ 286,048.86	72,782	72,782
Aug 12 2015	International Core Equity Portfolio of DFA Investment Dimensions Group Inc.	Purchase	\$ 158,705.92	43,658	43,658
Aug 12 2015	International Core Equity Portfolio of DFA Investment Dimensions Group Inc.	Transfer	\$ 314,491.18	87,602	87,602
Jul 2 2015	International Core Equity Portfolio of DFA Investment Dimensions Group Inc.	Purchase	\$ 129,176.37	36,669	36,669
Jun 30 2015	International Core Equity Portfolio of DFA Investment Dimensions Group Inc.	Purchase	\$ 245,144.91	68,094	68,094
May 7 2015	International Core Equity Portfolio of DFA Investment Dimensions Group Inc.	Purchase	\$ 184,093.72	49,543	49,543
May 7 2015	International Core Equity Portfolio of DFA Investment Dimensions Group Inc.	Transfer	\$ (24,375.99)	(6,546)	(6,546)
Apr 30 2015	International Core Equity Portfolio of DFA Investment Dimensions Group Inc.	Purchase	\$ 184,511.67	50,775	50,775
Apr 17 2015	International Core Equity Portfolio of DFA Investment Dimensions Group Inc.	Purchase	\$ 64,952.61	16,936	16,936
Mar 13 2015	International Core Equity Portfolio of DFA Investment Dimensions Group Inc.	Purchase	\$ 146,353.72	36,017	36,017
Mar 4 2015	International Core Equity Portfolio of DFA Investment Dimensions Group Inc.	Purchase	\$ 98,089.08	23,241	23,241
Nov 13 2014	International Core Equity Portfolio of DFA Investment Dimensions Group Inc.	Transfer	\$ (114,221.83)	(32,216)	(32,216)

Jul 2 2014	International Core Equity Portfolio of DFA Investment Dimensions Group Inc.	Purchase	\$ 220,238.94	62,281	62,281
Jul 1 2014	International Core Equity Portfolio of DFA Investment Dimensions Group Inc.	Purchase	\$ 73,107.26	20,590	20,590
Jun 30 2014	International Core Equity Portfolio of DFA Investment Dimensions Group Inc.	Purchase	\$ 133,119.42	38,045	38,045
Jun 27 2014	International Core Equity Portfolio of DFA Investment Dimensions Group Inc.	Purchase	\$ 208,199.87	59,306	59,306
Jun 17 2014	International Core Equity Portfolio of DFA Investment Dimensions Group Inc.	Purchase	\$ 122,062.29	35,131	35,131
Jun 16 2014	International Core Equity Portfolio of DFA Investment Dimensions Group Inc.	Purchase	\$ 71,630.06	20,724	20,724
Jun 12 2014	International Core Equity Portfolio of DFA Investment Dimensions Group Inc.	Purchase	\$ 40,499.14	11,782	11,782
Jun 11 2014	International Core Equity Portfolio of DFA Investment Dimensions Group Inc.	Purchase	\$ 39,090.43	11,645	11,645
Jun 10 2014	International Core Equity Portfolio of DFA Investment Dimensions Group Inc.	Purchase	\$ 15,974.25	4,794	4,794
Jul 8 2013	International Core Equity Portfolio of DFA Investment Dimensions Group Inc.	Purchase	\$ 220,157.74	96,578	96,578
Jul 4 2013	International Core Equity Portfolio of DFA Investment Dimensions Group Inc.	Purchase	\$ 12,117.30	5,505	5,505
Mar 14 2019	International Social Core Equity Portfolio of DFA Investment Dimensions Group Inc.	Purchase	\$ 32,338.21	9,955	9,955
Mar 12 2019	International Social Core Equity Portfolio of DFA Investment Dimensions Group Inc.	Purchase	\$ 27,008.41	8,008	8,008
Aug 6 2018	International Social Core Equity Portfolio of DFA Investment Dimensions Group Inc.	Purchase	\$ 45,728.71	10,917	10,917
Aug 2 2018	International Social Core Equity Portfolio of DFA Investment Dimensions Group Inc.	Purchase	\$ 15,468.40	3,711	3,711
Jul 26 2018	International Social Core Equity Portfolio of DFA Investment Dimensions Group Inc.	Purchase	\$ 17,163.63	4,095	4,095
May 17 2018	International Social Core Equity Portfolio of DFA Investment Dimensions Group Inc.	Transfer	\$ 42,726.98	8,123	8,123
Feb 15 2018	International Social Core Equity Portfolio of DFA Investment Dimensions Group Inc.	Transfer	\$ 32,631.48	6,756	6,756
Feb 14 2018	International Social Core Equity Portfolio of DFA Investment Dimensions Group Inc.	Purchase	\$ 26,002.57	5,432	5,432
Feb 12 2018	International Social Core Equity Portfolio of DFA Investment Dimensions Group Inc.	Purchase	\$ 18,513.82	3,860	3,860

Jan 16 2017	International Social Core Equity Portfolio of DFA Investment Dimensions Group Inc.	Transfer	\$ 112,468.40	25,561	25,561
Jan 4 2017	International Social Core Equity Portfolio of DFA Investment Dimensions Group Inc.	Purchase	\$ 21,209.77	4,565	4,565
Aug 26 2016	International Social Core Equity Portfolio of DFA Investment Dimensions Group Inc.	Purchase	\$ 17,785.29	4,691	4,691
May 4 2015	International Social Core Equity Portfolio of DFA Investment Dimensions Group Inc.	Purchase	\$ 31,755.03	8,338	8,338
Dec 3 2014	International Social Core Equity Portfolio of DFA Investment Dimensions Group Inc.	Purchase	\$ 60,557.04	17,385	17,385
Jun 23 2014	International Social Core Equity Portfolio of DFA Investment Dimensions Group Inc.	Purchase	\$ 26,742.73	7,509	7,509
Jul 12 2013	International Social Core Equity Portfolio of DFA Investment Dimensions Group Inc.	Purchase	\$ 11,855.70	5,165	5,165
Jul 11 2013	International Social Core Equity Portfolio of DFA Investment Dimensions Group Inc.	Purchase	\$ 11,039.66	4,812	4,812
Jan 16 2019	CSTG&E International Social Core Equity Portfolio of DFA Investment Dimensions Group Inc.	Sale	\$ (45,644.96)	(16,074)	(16,074)
Aug 22 2019	International Vector Equity Portfolio of DFA Investment Dimensions Group Inc.	Purchase	\$ 241,067.80	60,195	60,195
Oct 29 2018	International Vector Equity Portfolio of DFA Investment Dimensions Group Inc.	Purchase	\$ 69,696.36	20,316	20,316
May 18 2018	International Vector Equity Portfolio of DFA Investment Dimensions Group Inc.	Transfer	\$ 85,984.83	16,193	16,193
Jul 7 2017	International Vector Equity Portfolio of DFA Investment Dimensions Group Inc.	Transfer	\$ 156,281.84	37,388	37,388
Sep 4 2015	International Vector Equity Portfolio of DFA Investment Dimensions Group Inc.	Transfer	\$ (40,780.61)	(13,639)	(13,639)
Sep 4 2015	International Vector Equity Portfolio of DFA Investment Dimensions Group Inc.	Sale	\$ (21,742.65)	(7,108)	(7,108)
May 7 2015	International Vector Equity Portfolio of DFA Investment Dimensions Group Inc.	Transfer	\$ (24,778.17)	(6,654)	(6,654)
Apr 15 2015	International Vector Equity Portfolio of DFA Investment Dimensions Group Inc.	Purchase	\$ 128,754.36	33,475	33,475
Mar 27 2015	International Vector Equity Portfolio of DFA Investment Dimensions Group Inc.	Purchase	\$ 78,457.05	19,593	19,593
Mar 26 2015	International Vector Equity Portfolio of DFA Investment Dimensions Group Inc.	Purchase	\$ 15,069.73	3,789	3,789
Mar 20 2015	International Vector Equity Portfolio of DFA	Purchase	\$ 122,890.53		

	Investment Dimensions Group Inc.			30,301	30,301
Mar 13 2015	International Vector Equity Portfolio of DFA Investment Dimensions Group Inc.	Purchase	\$ 31,361.81	7,718	7,718
Jul 2 2014	International Vector Equity Portfolio of DFA Investment Dimensions Group Inc.	Purchase	\$ 25,397.08	7,182	7,182
Jul 1 2014	International Vector Equity Portfolio of DFA Investment Dimensions Group Inc.	Purchase	\$ 11,496.91	3,238	3,238
Jun 30 2014	International Vector Equity Portfolio of DFA Investment Dimensions Group Inc.	Purchase	\$ 26,064.04	7,449	7,449
Jun 17 2014	International Vector Equity Portfolio of DFA Investment Dimensions Group Inc.	Purchase	\$ 23,140.10	6,660	6,660
Dec 4 2013	International Vector Equity Portfolio of DFA Investment Dimensions Group Inc.	Purchase	\$ 22,169.97	8,432	8,432
Aug 13 2013	International Vector Equity Portfolio of DFA Investment Dimensions Group Inc.	Purchase	\$ 48,831.82	21,550	21,550
Sep 3 2018	Separate Account advised by Dimensional Fund Advisors LP	Purchase	\$ 35,837.91	8,269	8,269
Aug 31 2018	Separate Account advised by Dimensional Fund Advisors LP	Purchase	\$ 170,169.34	39,320	39,320
Sep 30 2019	Separate Account advised by DFA Australia Limited	Transfer	\$ (219,657.34)	(51,442)	(51,442)
Sep 19 2019	Separate Account advised by DFA Australia Limited	Transfer	\$ (124,296.48)	(29,736)	(29,736)
Oct 8 2018	Separate Account advised by DFA Australia Limited	Purchase	\$ 60,290.44	16,085	16,085
Jul 6 2018	Separate Account advised by DFA Australia Limited	Purchase	\$ 39,197.26	8,680	8,680
Jun 25 2018	Separate Account advised by DFA Australia Limited	Purchase	\$ 40,342.90	8,477	8,477
Jun 19 2018	Separate Account advised by DFA Australia Limited	Purchase	\$ 61,208.11	12,823	12,823
Jun 18 2018	Separate Account advised by DFA Australia Limited	Purchase	\$ 57,260.88	12,074	12,074
Apr 3 2018	Separate Account advised by DFA Australia Limited	Sale	\$ (92,718.42)	(18,203)	(18,203)
Mar 13 2018	Separate Account advised by DFA Australia Limited	Sale	\$ (16,865.88)	(3,091)	(3,091)
Feb 7 2018	Separate Account advised by DFA Australia Limited	Purchase	\$ 27,047.89	5,380	5,380

Jan 15 2018	Separate Account advised by DFA Australia Limited	Purchase	\$ 83,568.21	17,632	17,632
Jan 11 2018	Separate Account advised by DFA Australia Limited	Purchase	\$ 36,753.44	7,742	7,742
Oct 25 2017	Separate Account advised by DFA Australia Limited	Sale	\$ (16,534.20)	(3,387)	(3,387)
Oct 24 2017	Separate Account advised by DFA Australia Limited	Sale	\$ (13,451.31)	(2,768)	(2,768)
Oct 23 2017	Separate Account advised by DFA Australia Limited	Sale	\$ (13,489.89)	(2,757)	(2,757)
Oct 20 2017	Separate Account advised by DFA Australia Limited	Sale	\$ (19,365.24)	(3,988)	(3,988)
Oct 19 2017	Separate Account advised by DFA Australia Limited	Sale	\$ (16,212.82)	(3,334)	(3,334)
Oct 18 2017	Separate Account advised by DFA Australia Limited	Sale	\$ (16,206.42)	(3,349)	(3,349)
Oct 17 2017	Separate Account advised by DFA Australia Limited	Sale	\$ (25,063.48)	(5,190)	(5,190)
Oct 16 2017	Separate Account advised by DFA Australia Limited	Sale	\$ (33,068.86)	(7,008)	(7,008)
Oct 11 2017	Separate Account advised by DFA Australia Limited	Sale	\$ (13,533.77)	(2,891)	(2,891)
Oct 10 2017	Separate Account advised by DFA Australia Limited	Sale	\$ (39,981.73)	(8,521)	(8,521)
Oct 9 2017	Separate Account advised by DFA Australia Limited	Sale	\$ (47,296.79)	(10,030)	(10,030)
Oct 6 2017	Separate Account advised by DFA Australia Limited	Sale	\$ (56,016.85)	(11,883)	(11,883)
May 8 2017	Separate Account advised by DFA Australia Limited	Sale	\$ (23,476.97)	(4,560)	(4,560)
May 5 2017	Separate Account advised by DFA Australia Limited	Sale	\$ (17,269.71)	(3,414)	(3,414)
May 4 2017	Separate Account advised by DFA Australia Limited	Sale	\$ (29,278.41)	(5,800)	(5,800)
Feb 20 2017	Separate Account advised by DFA Australia Limited	Purchase	\$ 39,026.56	9,219	9,219
Feb 7 2017	Separate Account advised by DFA Australia Limited	Purchase	\$ 40,343.95	9,240	9,240
Jan 11 2017	Separate Account advised by DFA Australia Limited	Transfer	\$ 328,560.00	74,000	74,000

Feb 4 2021	Separate Account advised by Dimensional Fund Advisors LP	Transfer	\$ (1,206,473.88)	(208,372)	(208,372)
Jan 28 2021	Separate Account advised by Dimensional Fund Advisors LP	Sale	\$ (13,959.58)	(2,662)	(2,662)
Jan 21 2021	Separate Account advised by Dimensional Fund Advisors LP	Sale	\$ (13,641.41)	(2,516)	(2,516)
Jan 20 2021	Separate Account advised by Dimensional Fund Advisors LP	Sale	\$ (13,755.55)	(2,555)	(2,555)
Jan 19 2021	Separate Account advised by Dimensional Fund Advisors LP	Sale	\$ (13,911.57)	(2,602)	(2,602)
Jan 15 2021	Separate Account advised by Dimensional Fund Advisors LP	Sale	\$ (36,604.86)	(6,953)	(6,953)
Jan 14 2021	Separate Account advised by Dimensional Fund Advisors LP	Sale	\$ (22,109.96)	(4,205)	(4,205)
Jan 13 2021	Separate Account advised by Dimensional Fund Advisors LP	Sale	\$ (47,739.03)	(9,155)	(9,155)
Jan 20 2020	Separate Account advised by Dimensional Fund Advisors LP	Sale	\$ (401,493.08)	(79,641)	(79,641)
Jun 6 2019	Separate Account advised by Dimensional Fund Advisors LP	Purchase	\$ 135,547.14	35,032	35,032
Apr 11 2018	Separate Account advised by Dimensional Fund Advisors LP	Sale	\$ (74,811.37)	(13,918)	(13,918)
Mar 9 2018	Separate Account advised by Dimensional Fund Advisors LP	Sale	\$ (141,340.14)	(25,606)	(25,606)
Mar 7 2018	Separate Account advised by Dimensional Fund Advisors LP	Sale	\$ (85,004.01)	(15,605)	(15,605)
Jan 29 2018	Separate Account advised by Dimensional Fund Advisors LP	Purchase	\$ 42,372.73	8,688	8,688
Dec 27 2017	Separate Account advised by Dimensional Fund Advisors LP	Purchase	\$ 63,337.53	13,366	13,366
Dec 11 2017	Separate Account advised by Dimensional Fund Advisors LP	Purchase	\$ 29,169.13	6,027	6,027
Nov 29 2017	Separate Account advised by Dimensional Fund Advisors LP	Purchase	\$ 75,312.04	16,572	16,572
Nov 28 2017	Separate Account advised by Dimensional Fund Advisors LP	Purchase	\$ 11,177.02	2,483	2,483
Oct 19 2017	Separate Account advised by Dimensional Fund Advisors LP	Sale	\$ (26,335.04)	(5,406)	(5,406)
Oct 17 2017	Separate Account advised by Dimensional Fund Advisors LP	Sale	\$ (35,771.03)	(7,435)	(7,435)

Oct 11 2017	Separate Account advised by Dimensional Fund Advisors LP	Sale	\$ (21,759.67)	(4,648)	(4,648)
Oct 10 2017	Separate Account advised by Dimensional Fund Advisors LP	Sale	\$ (19,566.05)	(4,145)	(4,145)
Jun 28 2017	Separate Account advised by Dimensional Fund Advisors LP	Sale	\$ (41,195.02)	(9,569)	(9,569)
Jun 26 2017	Separate Account advised by Dimensional Fund Advisors LP	Sale	\$ (19,029.70)	(4,448)	(4,448)
Jun 23 2017	Separate Account advised by Dimensional Fund Advisors LP	Sale	\$ (22,105.07)	(5,144)	(5,144)
Jun 22 2017	Separate Account advised by Dimensional Fund Advisors LP	Sale	\$ (30,706.68)	(7,206)	(7,206)
Jun 21 2017	Separate Account advised by Dimensional Fund Advisors LP	Sale	\$ (18,337.92)	(4,319)	(4,319)
Jun 20 2017	Separate Account advised by Dimensional Fund Advisors LP	Sale	\$ (18,219.54)	(4,234)	(4,234)
Jun 19 2017	Separate Account advised by Dimensional Fund Advisors LP	Sale	\$ (44,907.68)	(10,546)	(10,546)
Apr 20 2017	Separate Account advised by Dimensional Fund Advisors LP	Sale	\$ (155,123.86)	(34,164)	(34,164)
Nov 23 2015	Separate Account advised by Dimensional Fund Advisors LP	Purchase	\$ 14,749.18	4,654	4,654
Nov 20 2015	Separate Account advised by Dimensional Fund Advisors LP	Purchase	\$ 14,710.97	4,695	4,695
Oct 2 2015	Separate Account advised by Dimensional Fund Advisors LP	Purchase	\$ 16,173.46	5,744	5,744
Oct 1 2015	Separate Account advised by Dimensional Fund Advisors LP	Purchase	\$ 15,152.65	5,178	5,178
Sep 30 2015	Separate Account advised by Dimensional Fund Advisors LP	Purchase	\$ 15,058.83	5,218	5,218
Sep 29 2015	Separate Account advised by Dimensional Fund Advisors LP	Purchase	\$ 17,393.21	5,971	5,971
Sep 28 2015	Separate Account advised by Dimensional Fund Advisors LP	Purchase	\$ 24,005.94	8,028	8,028
Sep 25 2015	Separate Account advised by Dimensional Fund Advisors LP	Purchase	\$ 52,532.45	17,403	17,403
Sep 23 2015	Separate Account advised by Dimensional Fund Advisors LP	Purchase	\$ 26,021.67	8,546	8,546
Aug 19 2015	Separate Account advised by Dimensional Fund Advisors LP	Sale	\$ (41,521.29)	(12,180)	(12,180)

Aug 18 2015	Separate Account advised by Dimensional Fund Advisors LP	Sale	\$ (17,459.32)	(5,054)	(5,054)
Aug 13 2015	Separate Account advised by Dimensional Fund Advisors LP	Sale	\$ (23,314.87)	(6,598)	(6,598)
Aug 12 2015	Separate Account advised by Dimensional Fund Advisors LP	Sale	\$ (65,048.04)	(17,928)	(17,928)
Aug 10 2015	Separate Account advised by Dimensional Fund Advisors LP	Sale	\$ (19,685.78)	(5,421)	(5,421)
Aug 6 2015	Separate Account advised by Dimensional Fund Advisors LP	Sale	\$ (14,346.35)	(3,895)	(3,895)
Aug 5 2015	Separate Account advised by Dimensional Fund Advisors LP	Sale	\$ (8,091.04)	(2,207)	(2,207)
Feb 4 2016	Separate Account advised by DFA Australia Limited	Transfer	\$ (4,926,355.59)	(1,845,077)	(1,845,077)
May 22 2015	Separate Account advised by DFA Australia Limited	Sale	\$ (60,384.62)	(14,418)	(14,418)
Oct 20 2014	Separate Account advised by DFA Australia Limited	Purchase	\$ 112,184.16	33,663	33,663
Dec 13 2013	Separate Account advised by DFA Australia Limited	Transfer	\$ 2,005,678.08	783,468	783,468
Aug 2 2013	Separate Account advised by DFA Australia Limited	Purchase	\$ 12,308.89	5,487	5,487
Aug 1 2013	Separate Account advised by DFA Australia Limited	Purchase	\$ 56,394.03	25,510	25,510
Jun 21 2021	International Sustainability Core 1 Portfolio of DFA Investment Dimensions Group Inc.	Transfer	\$ 136,404.45	23,317	23,317
Jan 29 2021	International Sustainability Core 1 Portfolio of DFA Investment Dimensions Group Inc.	Transfer	\$ 37,121.88	7,044	7,044
Dec 2 2020	International Sustainability Core 1 Portfolio of DFA Investment Dimensions Group Inc.	Transfer	\$ 29,908.68	6,079	6,079
Oct 26 2020	International Sustainability Core 1 Portfolio of DFA Investment Dimensions Group Inc.	Purchase	\$ 31,890.21	6,636	6,636
Sep 21 2020	International Sustainability Core 1 Portfolio of DFA Investment Dimensions Group Inc.	Purchase	\$ 41,003.25	9,711	9,711
Mar 31 2020	International Sustainability Core 1 Portfolio of DFA Investment Dimensions Group Inc.	Purchase	\$ 65,014.66	19,840	19,840
Mar 17 2020	International Sustainability Core 1 Portfolio of DFA Investment Dimensions Group Inc.	Purchase	\$ 34,767.91	10,195	10,195
Feb 20 2020	International Sustainability Core 1 Portfolio of DFA Investment Dimensions Group Inc.	Purchase	\$ 36,042.89	7,323	7,323

Feb 7 2019	International Sustainability Core 1 Portfolio of DFA Investment Dimensions Group Inc.	Purchase	\$ 26,541.93	8,658	8,658
Feb 5 2019	International Sustainability Core 1 Portfolio of DFA Investment Dimensions Group Inc.	Purchase	\$ 14,976.99	5,021	5,021
Feb 1 2019	International Sustainability Core 1 Portfolio of DFA Investment Dimensions Group Inc.	Purchase	\$ 22,920.35	7,901	7,901
Sep 4 2018	International Sustainability Core 1 Portfolio of DFA Investment Dimensions Group Inc.	Purchase	\$ 29,362.25	6,930	6,930
Aug 15 2018	International Sustainability Core 1 Portfolio of DFA Investment Dimensions Group Inc.	Purchase	\$ 15,772.59	3,676	3,676
Jul 18 2018	International Sustainability Core 1 Portfolio of DFA Investment Dimensions Group Inc.	Purchase	\$ 29,445.68	6,622	6,622
Jul 3 2018	International Sustainability Core 1 Portfolio of DFA Investment Dimensions Group Inc.	Transfer	\$ 19,366.61	4,201	4,201
Mar 2 2018	International Sustainability Core 1 Portfolio of DFA Investment Dimensions Group Inc.	Purchase	\$ 30,118.37	5,790	5,790
Aug 8 2017	International Sustainability Core 1 Portfolio of DFA Investment Dimensions Group Inc.	Purchase	\$ 26,304.83	6,720	6,720
Mar 14 2017	International Sustainability Core 1 Portfolio of DFA Investment Dimensions Group Inc.	Transfer	\$ 68,835.64	15,434	15,434
Dec 30 2015	International Sustainability Core 1 Portfolio of DFA Investment Dimensions Group Inc.	Purchase	\$ 32,754.04	11,544	11,544
Aug 5 2015	International Sustainability Core 1 Portfolio of DFA Investment Dimensions Group Inc.	Transfer	\$ 18,330.08	4,981	4,981
Dec 19 2013	International Sustainability Core 1 Portfolio of DFA Investment Dimensions Group Inc.	Purchase	\$ 33,570.06	13,084	13,084
Jan 5 2021	Global Core Equity Fund of Dimensional Funds plc	Transfer	\$ (50,181.65)	(9,694)	(9,694)
Feb 21 2020	Global Core Equity Fund of Dimensional Funds plc	Purchase	\$ 31,559.32	6,561	6,561
Jul 4 2019	Global Core Equity Fund of Dimensional Funds plc	Purchase	\$ 30,103.21	7,394	7,394
Jun 17 2019	Global Core Equity Fund of Dimensional Funds plc	Purchase	\$ 30,286.58	7,637	7,637
Jun 13 2019	Global Core Equity Fund of Dimensional Funds plc	Purchase	\$ 32,014.24	8,002	8,002
Jun 12 2019	Global Core Equity Fund of Dimensional Funds plc	Purchase	\$ 25,863.47	6,384	6,384
Feb 8 2019	Global Core Equity Fund of Dimensional Funds plc	Purchase	\$ 38,235.35	12,563	12,563

Sep 5 2018	Global Core Equity Fund of Dimensional Funds plc	Purchase	\$ 29,431.91	6,934	6,934
Feb 19 2016	Global Core Equity Fund of Dimensional Funds plc	Purchase	\$ 42,558.53	14,810	14,810
Mar 30 2015	Global Core Equity Fund of Dimensional Funds plc	Purchase	\$ 38,486.36	9,581	9,581
Jul 12 2013	Global Core Equity Fund of Dimensional Funds plc	Transfer	\$ 11,085.28	4,856	4,856
Jul 9 2013	Global Core Equity Fund of Dimensional Funds plc	Transfer	\$ 19,724.14	8,714	8,714
Sep 29 2020	Global Small Companies Fund of Dimensional Funds plc	Sale	\$ (44,356.20)	(10,260)	(10,260)
May 6 2020	Global Small Companies Fund of Dimensional Funds plc	Purchase	\$ 33,557.72	9,756	9,756
Nov 26 2019	Global Small Companies Fund of Dimensional Funds plc	Purchase	\$ 32,607.35	6,988	6,988
Feb 7 2019	Global Small Companies Fund of Dimensional Funds plc	Purchase	\$ 25,358.95	8,274	8,274
Feb 5 2019	Global Small Companies Fund of Dimensional Funds plc	Purchase	\$ 19,511.55	6,532	6,532
Nov 9 2018	Global Small Companies Fund of Dimensional Funds plc	Sale	\$ (34,422.87)	(10,664)	(10,664)
Sep 26 2018	Global Small Companies Fund of Dimensional Funds plc	Transfer	\$ (15,268.40)	(4,018)	(4,018)
May 14 2018	Global Small Companies Fund of Dimensional Funds plc	Purchase	\$ 28,236.08	5,451	5,451
Jan 19 2018	Global Small Companies Fund of Dimensional Funds plc	Sale	\$ (26,206.42)	(5,566)	(5,566)
Jan 12 2018	Global Small Companies Fund of Dimensional Funds plc	Purchase	\$ 13,345.40	2,833	2,833
Jul 17 2017	Global Small Companies Fund of Dimensional Funds plc	Sale	\$ (29,686.67)	(7,223)	(7,223)
Feb 3 2015	Global Small Companies Fund of Dimensional Funds plc	Purchase	\$ 35,183.03	8,665	8,665
Oct 20 2014	Global Small Companies Fund of Dimensional Funds plc	Transfer	\$ 45,677.84	13,770	13,770
Aug 19 2014	Global Small Companies Fund of Dimensional Funds plc	Transfer	\$ 35,987.38	10,261	10,261
Feb 18 2014	Global Small Companies Fund of Dimensional Funds plc	Purchase	\$ 25,338.22	8,251	8,251

Jun 16 2021	Global Sustainability Core Equity Fund of Dimensional Funds plc	Purchase	\$ 27,889.01	4,576	4,576
Mar 25 2021	Global Sustainability Core Equity Fund of Dimensional Funds plc	Purchase	\$ 30,328.49	5,221	5,221
Jan 28 2021	Global Sustainability Core Equity Fund of Dimensional Funds plc	Transfer	\$ 27,478.56	5,244	5,244
Apr 29 2020	Global Sustainability Core Equity Fund of Dimensional Funds plc	Purchase	\$ 38,388.04	11,336	11,336
Sep 26 2018	Global Sustainability Core Equity Fund of Dimensional Funds plc	Transfer	\$ 15,268.40	4,018	4,018
Jun 19 2017	Global Sustainability Core Equity Fund of Dimensional Funds plc	Purchase	\$ 29,572.63	6,876	6,876
Dec 10 2020	Global Targeted Value Fund of Dimensional Funds plc	Transfer	\$ (60,210.60)	(11,895)	(11,895)
Jun 15 2020	Global Targeted Value Fund of Dimensional Funds plc	Sale	\$ (130,854.02)	(35,224)	(35,224)
Sep 11 2019	Global Targeted Value Fund of Dimensional Funds plc	Purchase	\$ 45,839.75	11,314	11,314
Sep 10 2019	Global Targeted Value Fund of Dimensional Funds plc	Purchase	\$ 38,648.66	9,864	9,864
Jul 8 2019	Global Targeted Value Fund of Dimensional Funds plc	Purchase	\$ 33,147.21	7,746	7,746
May 13 2019	Global Targeted Value Fund of Dimensional Funds plc	Purchase	\$ 101,197.81	29,852	29,852
Aug 23 2018	Global Targeted Value Fund of Dimensional Funds plc	Purchase	\$ 28,393.40	6,419	6,419
Nov 7 2017	Global Targeted Value Fund of Dimensional Funds plc	Purchase	\$ 51,661.10	11,151	11,151
Oct 6 2017	Global Targeted Value Fund of Dimensional Funds plc	Transfer	\$ 42,757.38	9,078	9,078
Jan 11 2016	Global Targeted Value Fund of Dimensional Funds plc	Purchase	\$ 108,281.52	41,207	41,207
Oct 2 2015	Global Targeted Value Fund of Dimensional Funds plc	Purchase	\$ 31,488.30	11,149	11,149
Mar 3 2015	Global Targeted Value Fund of Dimensional Funds plc	Purchase	\$ 30,618.39	7,117	7,117
Mar 2 2015	Global Targeted Value Fund of Dimensional Funds plc	Purchase	\$ 30,965.74	7,116	7,116
Feb 26 2015	Global Targeted Value Fund of Dimensional Funds plc	Purchase	\$ 36,462.64	8,408	8,408

Aug 14 2014	Global Targeted Value Fund of Dimensional Funds plc	Purchase	\$ 20,115.74	5,570	5,570
Aug 11 2014	Global Targeted Value Fund of Dimensional Funds plc	Purchase	\$ 15,473.81	4,187	4,187
Aug 8 2014	Global Targeted Value Fund of Dimensional Funds plc	Purchase	\$ 21,161.33	5,782	5,782
Jun 25 2014	Global Targeted Value Fund of Dimensional Funds plc	Transfer	\$ (23,460.93)	(6,592)	(6,592)
Jul 12 2013	Global Targeted Value Fund of Dimensional Funds plc	Transfer	\$ (11,085.28)	(4,856)	(4,856)
Nov 30 2018	Separate Account advised by Dimensional Fund Advisors LP	Transfer	\$ (767,163.00)	(255,721)	(255,721)
Aug 16 2018	Separate Account advised by Dimensional Fund Advisors LP	Purchase	\$ 38,515.95	9,081	9,081
Aug 15 2018	Separate Account advised by Dimensional Fund Advisors LP	Purchase	\$ 16,888.17	3,936	3,936
Jun 7 2018	Separate Account advised by Dimensional Fund Advisors LP	Purchase	\$ 41,341.47	8,130	8,130
Apr 11 2018	Separate Account advised by Dimensional Fund Advisors LP	Sale	\$ (13,517.76)	(2,515)	(2,515)
Apr 10 2018	Separate Account advised by Dimensional Fund Advisors LP	Sale	\$ (80,685.22)	(15,277)	(15,277)
Apr 9 2018	Separate Account advised by Dimensional Fund Advisors LP	Sale	\$ (39,266.29)	(7,493)	(7,493)
Apr 6 2018	Separate Account advised by Dimensional Fund Advisors LP	Sale	\$ (77,742.77)	(14,835)	(14,835)
Mar 9 2018	Separate Account advised by Dimensional Fund Advisors LP	Sale	\$ (115,867.94)	(21,013)	(21,013)
Mar 7 2018	Separate Account advised by Dimensional Fund Advisors LP	Sale	\$ (65,600.98)	(12,043)	(12,043)
Jan 25 2018	Separate Account advised by Dimensional Fund Advisors LP	Purchase	\$ 43,045.37	8,917	8,917
Dec 27 2017	Separate Account advised by Dimensional Fund Advisors LP	Purchase	\$ 40,378.51	8,521	8,521
Dec 7 2017	Separate Account advised by Dimensional Fund Advisors LP	Purchase	\$ 53,740.93	11,927	11,927
Nov 16 2017	Separate Account advised by Dimensional Fund Advisors LP	Purchase	\$ 38,406.50	8,647	8,647
Nov 15 2017	Separate Account advised by Dimensional Fund Advisors LP	Purchase	\$ 42,110.69	9,520	9,520

Sep 20 2017	Separate Account advised by Dimensional Fund Advisors LP	Purchase	\$ 61,059.97	13,564	13,564
Aug 24 2017	Separate Account advised by Dimensional Fund Advisors LP	Purchase	\$ 48,922.61	11,582	11,582
Aug 23 2017	Separate Account advised by Dimensional Fund Advisors LP	Purchase	\$ 13,358.79	3,147	3,147
Oct 25 2016	Separate Account advised by Dimensional Fund Advisors LP	Sale	\$ (169,088.22)	(45,820)	(45,820)
Nov 20 2015	Separate Account advised by Dimensional Fund Advisors LP	Purchase	\$ 28,018.21	8,942	8,942
Nov 19 2015	Separate Account advised by Dimensional Fund Advisors LP	Purchase	\$ 27,605.20	9,016	9,016
Sep 21 2015	Separate Account advised by Dimensional Fund Advisors LP	Purchase	\$ 27,061.07	8,594	8,594
Sep 17 2015	Separate Account advised by Dimensional Fund Advisors LP	Purchase	\$ 28,199.51	8,826	8,826
Sep 16 2015	Separate Account advised by Dimensional Fund Advisors LP	Purchase	\$ 41,678.57	13,129	13,129
Sep 14 2015	Separate Account advised by Dimensional Fund Advisors LP	Purchase	\$ 15,554.30	4,898	4,898
Sep 10 2015	Separate Account advised by Dimensional Fund Advisors LP	Purchase	\$ 28,573.98	9,196	9,196
Sep 4 2015	Separate Account advised by Dimensional Fund Advisors LP	Purchase	\$ 142,880.44	46,903	46,903
Sep 3 2015	Separate Account advised by Dimensional Fund Advisors LP	Purchase	\$ 91,839.83	29,291	29,291
Sep 2 2015	Separate Account advised by Dimensional Fund Advisors LP	Purchase	\$ 46,036.41	14,884	14,884
Sep 1 2015	Separate Account advised by Dimensional Fund Advisors LP	Purchase	\$ 177,033.92	57,322	57,322
Aug 31 2015	Separate Account advised by Dimensional Fund Advisors LP	Purchase	\$ 106,476.43	34,186	34,186
Aug 28 2015	Separate Account advised by Dimensional Fund Advisors LP	Purchase	\$ 103,793.18	32,558	32,558
Nov 21 2013	Separate Account advised by Dimensional Fund Advisors LP	Sale	\$ (73,497.75)	(27,349)	(27,349)
Nov 18 2013	Separate Account advised by Dimensional Fund Advisors LP	Sale	\$ (76,493.64)	(27,349)	(27,349)
Oct 23 2013	Separate Account advised by Dimensional Fund Advisors LP	Sale	\$ (131,567.76)	(54,698)	(54,698)

Oct 14 2013	Separate Account advised by Dimensional Fund Advisors LP	Sale	\$ (45,857.29)	(18,727)	(18,727)
Oct 11 2013	Separate Account advised by Dimensional Fund Advisors LP	Sale	\$ (47,238.87)	(19,135)	(19,135)
Sep 26 2013	Separate Account advised by Dimensional Fund Advisors LP	Sale	\$ (87,455.22)	(35,735)	(35,735)
Sep 25 2013	Separate Account advised by Dimensional Fund Advisors LP	Sale	\$ (106,031.83)	(43,659)	(43,659)
Sep 24 2013	Separate Account advised by Dimensional Fund Advisors LP	Sale	\$ (144,310.40)	(60,572)	(60,572)
Aug 29 2013	Separate Account advised by Dimensional Fund Advisors LP	Transfer	\$ 80,908.86	36,282	36,282
Jan 12 2021	World Allocation 60/40 Fund of Dimensional Funds plc	Transfer	\$ 51,746.28	9,929	9,929
Jan 5 2021	World Allocation 60/40 Fund of Dimensional Funds plc	Transfer	\$ 50,181.65	9,694	9,694
Dec 10 2020	World Allocation 60/40 Fund of Dimensional Funds plc	Transfer	\$ 60,210.60	11,895	11,895
Dec 3 2020	World Allocation 60/40 Fund of Dimensional Funds plc	Transfer	\$ 41,946.67	8,474	8,474
Jan 12 2021	World Equity Fund of Dimensional Funds plc	Transfer	\$ (51,746.28)	(9,929)	(9,929)
Mar 16 2020	World Equity Fund of Dimensional Funds plc	Purchase	\$ 36,813.74	10,697	10,697
Sep 21 2017	World Equity Fund of Dimensional Funds plc	Purchase	\$ 42,273.91	9,370	9,370
Apr 11 2017	World Equity Fund of Dimensional Funds plc	Transfer	\$ 30,122.40	6,520	6,520
Nov 24 2016	World Equity Fund of Dimensional Funds plc	Transfer	\$ 26,364.77	6,641	6,641
Dec 1 2015	World Equity Fund of Dimensional Funds plc	Purchase	\$ 28,366.77	9,246	9,246
Mar 19 2015	World Equity Fund of Dimensional Funds plc	Purchase	\$ 26,014.68	6,567	6,567
Jul 23 2014	World Equity Fund of Dimensional Funds plc	Transfer	\$ 34,097.37	9,074	9,074
Jun 25 2014	World Equity Fund of Dimensional Funds plc	Transfer	\$ 23,460.93	6,592	6,592
Jul 31 2018	World ex U.S. Core Equity Portfolio of DFA Investment Dimensions Group Inc.	Purchase	\$ 195,172.89	46,159	46,159

Apr 6 2018	World ex U.S. Core Equity Portfolio of DFA Investment Dimensions Group Inc.	Transfer	\$ 36,587.25	6,969	6,969
Feb 12 2018	World ex U.S. Core Equity Portfolio of DFA Investment Dimensions Group Inc.	Purchase	\$ 57,889.80	12,047	12,047
Jul 21 2017	World ex U.S. Core Equity Portfolio of DFA Investment Dimensions Group Inc.	Purchase	\$ 47,998.81	11,912	11,912
Jul 7 2017	World ex U.S. Core Equity Portfolio of DFA Investment Dimensions Group Inc.	Transfer	\$ 29,636.20	7,090	7,090
Jul 4 2017	World ex U.S. Core Equity Portfolio of DFA Investment Dimensions Group Inc.	Transfer	\$ 28,670.10	6,810	6,810
Jun 28 2017	World ex U.S. Core Equity Portfolio of DFA Investment Dimensions Group Inc.	Transfer	\$ 22,883.04	5,297	5,297
Jun 28 2017	World ex U.S. Core Equity Portfolio of DFA Investment Dimensions Group Inc.	Transfer	\$ 28,857.60	6,680	6,680
Mar 22 2017	World ex U.S. Core Equity Portfolio of DFA Investment Dimensions Group Inc.	Transfer	\$ 42,529.95	9,777	9,777
Feb 28 2017	World ex U.S. Core Equity Portfolio of DFA Investment Dimensions Group Inc.	Purchase	\$ 22,081.82	5,221	5,221
Feb 27 2017	World ex U.S. Core Equity Portfolio of DFA Investment Dimensions Group Inc.	Purchase	\$ 15,191.03	3,603	3,603
Feb 27 2017	World ex U.S. Core Equity Portfolio of DFA Investment Dimensions Group Inc.	Transfer	\$ 17,400.60	4,143	4,143
Jan 20 2017	World ex U.S. Core Equity Portfolio of DFA Investment Dimensions Group Inc.	Transfer	\$ 39,890.50	9,386	9,386
Dec 21 2016	World ex U.S. Core Equity Portfolio of DFA Investment Dimensions Group Inc.	Purchase	\$ 56,224.39	12,526	12,526
Feb 5 2016	World ex U.S. Core Equity Portfolio of DFA Investment Dimensions Group Inc.	Purchase	\$ 47,643.77	17,825	17,825
Sep 24 2015	World ex U.S. Core Equity Portfolio of DFA Investment Dimensions Group Inc.	Purchase	\$ 70,781.24	22,957	22,957
Jul 7 2015	World ex U.S. Core Equity Portfolio of DFA Investment Dimensions Group Inc.	Purchase	\$ 53,522.12	15,457	15,457
Jun 16 2015	World ex U.S. Core Equity Portfolio of DFA Investment Dimensions Group Inc.	Purchase	\$ 51,535.26	13,070	13,070
Mar 10 2015	World ex U.S. Core Equity Portfolio of DFA Investment Dimensions Group Inc.	Purchase	\$ 45,544.25	11,778	11,778
Mar 9 2015	World ex U.S. Core Equity Portfolio of DFA Investment Dimensions Group Inc.	Purchase	\$ 48,529.86	12,530	12,530
Nov 13 2014	World ex U.S. Core Equity Portfolio of DFA Investment Dimensions Group Inc.	Transfer	\$ 114,221.83	32,216	32,216

Jan 9 2019	World ex U.S. Targeted Value Portfolio of DFA Investment Dimensions Group Inc.	Transfer	\$ 30,470.61	10,767	10,767
Feb 27 2018	World ex U.S. Targeted Value Portfolio of DFA Investment Dimensions Group Inc.	Purchase	\$ 71,825.02	13,785	13,785
Oct 16 2017	World ex U.S. Targeted Value Portfolio of DFA Investment Dimensions Group Inc.	Transfer	\$ 39,001.36	8,263	8,263
Aug 2 2017	World ex U.S. Targeted Value Portfolio of DFA Investment Dimensions Group Inc.	Purchase	\$ 32,803.99	8,325	8,325
Sep 8 2015	World ex U.S. Targeted Value Portfolio of DFA Investment Dimensions Group Inc.	Transfer	\$ 188,029.99	61,506	61,506
Aug 27 2021	Separate Account advised by DFA Australia Limited	Sale	\$ (39,085.17)	(7,300)	(7,300)
Aug 18 2021	Separate Account advised by DFA Australia Limited	Sale	\$ (39,516.14)	(6,933)	(6,933)
Aug 3 2021	Separate Account advised by DFA Australia Limited	Sale	\$ (39,202.06)	(7,130)	(7,130)
Jul 29 2021	Separate Account advised by DFA Australia Limited	Sale	\$ (39,920.48)	(7,143)	(7,143)
Jul 21 2021	Separate Account advised by DFA Australia Limited	Sale	\$ (21,133.69)	(3,933)	(3,933)
Jul 13 2021	Separate Account advised by DFA Australia Limited	Sale	\$ (159,585.55)	(30,592)	(30,592)
Jul 7 2021	Separate Account advised by DFA Australia Limited	Sale	\$ (44,245.41)	(7,947)	(7,947)
Jul 2 2021	Separate Account advised by DFA Australia Limited	Sale	\$ (145,766.02)	(25,871)	(25,871)
Jun 23 2021	Separate Account advised by DFA Australia Limited	Sale	\$ (14,068.35)	(2,384)	(2,384)
Jun 22 2021	Separate Account advised by DFA Australia Limited	Sale	\$ (123,218.98)	(20,797)	(20,797)
Jan 5 2021	Separate Account advised by DFA Australia Limited	Sale	\$ (56,263.43)	(10,946)	(10,946)
Nov 30 2020	Separate Account advised by DFA Australia Limited	Sale	\$ (45,018.26)	(9,285)	(9,285)
Nov 17 2020	Separate Account advised by DFA Australia Limited	Sale	\$ (57,632.50)	(12,011)	(12,011)
Aug 28 2020	Separate Account advised by DFA Australia Limited	Transfer	\$ (100,047.60)	(27,791)	(27,791)
Aug 28 2020	Separate Account advised by DFA Australia Limited	Transfer	\$ (26,334.00)	(7,315)	(7,315)

Jul 2 2020	Separate Account advised by DFA Australia Limited	Transfer	\$ (62,626.20)	(16,835)	(16,835)
Jul 1 2020	Separate Account advised by DFA Australia Limited	Sale	\$ (116,400.44)	(31,753)	(31,753)
Jan 21 2020	Separate Account advised by DFA Australia Limited	Sale	\$ (85,317.36)	(17,048)	(17,048)
Jul 16 2018	Separate Account advised by DFA Australia Limited	Sale	\$ (341,155.92)	(76,518)	(76,518)
Apr 6 2018	Separate Account advised by DFA Australia Limited	Transfer	\$ (36,587.25)	(6,969)	(6,969)
Apr 6 2018	Separate Account advised by DFA Australia Limited	Sale	\$ (26,944.31)	(5,138)	(5,138)
Oct 30 2017	Separate Account advised by DFA Australia Limited	Sale	\$ (93,730.15)	(19,506)	(19,506)
Oct 24 2017	Separate Account advised by DFA Australia Limited	Sale	\$ (31,937.13)	(6,572)	(6,572)
Oct 20 2017	Separate Account advised by DFA Australia Limited	Sale	\$ (96,957.28)	(19,967)	(19,967)
Oct 18 2017	Separate Account advised by DFA Australia Limited	Sale	\$ (87,874.71)	(18,159)	(18,159)
Oct 17 2017	Separate Account advised by DFA Australia Limited	Sale	\$ (46,002.27)	(9,594)	(9,594)
Oct 13 2017	Separate Account advised by DFA Australia Limited	Sale	\$ (14,040.73)	(3,007)	(3,007)
Jul 31 2017	Separate Account advised by DFA Australia Limited	Transfer	\$ 1,985,056.64	506,392	506,392
Jan 25 2019	Pacific Basin Small Companies Fund of Dimensional Funds plc	Purchase	\$ 29,913.44	10,241	10,241
Jan 18 2018	Pacific Basin Small Companies Fund of Dimensional Funds plc	Purchase	\$ 13,156.06	2,778	2,778
Jul 14 2017	Pacific Basin Small Companies Fund of Dimensional Funds plc	Transfer	\$ 28,519.29	6,939	6,939
Oct 20 2014	Pacific Basin Small Companies Fund of Dimensional Funds plc	Transfer	\$ (45,677.84)	(13,770)	(13,770)
Oct 20 2014	Pacific Basin Small Companies Fund of Dimensional Funds plc	Sale	\$ (25,599.68)	(7,622)	(7,622)
Aug 19 2014	Pacific Basin Small Companies Fund of Dimensional Funds plc	Transfer	\$ (35,987.38)	(10,261)	(10,261)
Jul 23 2014	Pacific Basin Small Companies Fund of Dimensional Funds plc	Transfer	\$ (34,097.37)	(9,074)	(9,074)

Jan 30 2014	Pacific Basin Small Companies Fund of Dimensional Funds plc	Purchase	\$ 11,878.70	4,072	4,072
Jul 9 2013	Pacific Basin Small Companies Fund of Dimensional Funds plc	Transfer	\$ (19,724.14)	(8,714)	(8,714)
Jun 23 2021	Wholesale SRI International Core Equities	Purchase	\$ 29,491.51	4,985	4,985
Feb 17 2021	VA International Small Portfolio of DFA Investment Dimensions Group Inc.	Sale	\$ (26,619.57)	(4,987)	(4,987)
Sep 6 2019	VA International Small Portfolio of DFA Investment Dimensions Group Inc.	Purchase	\$ 34,204.22	8,725	8,725
Feb 8 2019	VA International Small Portfolio of DFA Investment Dimensions Group Inc.	Purchase	\$ 25,045.64	8,239	8,239
Jan 29 2018	VA International Small Portfolio of DFA Investment Dimensions Group Inc.	Purchase	\$ 17,300.15	3,549	3,549
Oct 27 2017	VA International Small Portfolio of DFA Investment Dimensions Group Inc.	Transfer	\$ 27,242.36	5,846	5,846
Sep 16 2016	VA International Small Portfolio of DFA Investment Dimensions Group Inc.	Purchase	\$ 36,123.33	10,514	10,514
May 7 2015	VA International Small Portfolio of DFA Investment Dimensions Group Inc.	Transfer	\$ (33,272.15)	(8,935)	(8,935)
Aug 19 2019	DFA International Vector Equity Fund of Dimensional Funds	Purchase	\$ 58,735.96	14,998	14,998
Aug 28 2013	DFA International Vector Equity Fund of Dimensional Funds	Purchase	\$ 30,365.40	13,671	13,671
Nov 11 2013	Disciplined Diversification Trust of John Hancock Variable Insurance Trust	Sale	\$ (16,388.27)	(6,720)	(6,720)
Jun 20 2019	Separate Account advised by Dimensional Fund Advisors Pte. Ltd.	Purchase	\$ 31,573.30	8,000	8,000
Dec 5 2018	Separate Account advised by Dimensional Fund Advisors Pte. Ltd.	Purchase	\$ 37,324.34	12,479	12,479
Jun 3 2021	JNL/DFA International Core Equity Fund of JNL Series Trust	Purchase	\$ 26,430.47	4,486	4,486
Apr 22 2021	JNL/DFA International Core Equity Fund of JNL Series Trust	Sale	\$ (29,666.92)	(4,966)	(4,966)
Feb 28 2020	JNL/DFA International Core Equity Fund of JNL Series Trust	Purchase	\$ 32,027.65	7,604	7,604
May 5 2021	International Small Company Fund, a series of John Hancock Funds II	Sale	\$ (117,300.89)	(19,203)	(19,203)
Jan 4 2021	International Small Company Fund, a series of John Hancock Funds II	Sale	\$ (75,395.51)	(14,484)	(14,484)

Jan 24 2020	International Small Company Fund, a series of John Hancock Funds II	Sale	\$ (58,035.70)	(11,529)	(11,529)
Mar 22 2019	International Small Company Fund, a series of John Hancock Funds II	Purchase	\$ 66,301.79	20,247	20,247
Mar 15 2019	International Small Company Fund, a series of John Hancock Funds II	Purchase	\$ 45,275.17	13,700	13,700
Mar 8 2019	International Small Company Fund, a series of John Hancock Funds II	Purchase	\$ 79,843.97	23,113	23,113
Mar 1 2019	International Small Company Fund, a series of John Hancock Funds II	Purchase	\$ 30,469.45	9,035	9,035
Oct 5 2016	International Small Company Fund, a series of John Hancock Funds II	Sale	\$ (31,112.68)	(8,431)	(8,431)
Jul 13 2016	International Small Company Fund, a series of John Hancock Funds II	Sale	\$ (69,448.00)	(18,044)	(18,044)
Jul 12 2016	International Small Company Fund, a series of John Hancock Funds II	Sale	\$ (90,305.02)	(23,643)	(23,643)
Aug 19 2015	International Small Company Fund, a series of John Hancock Funds II	Purchase	\$ 35,064.99	10,166	10,166
Aug 12 2015	International Small Company Fund, a series of John Hancock Funds II	Purchase	\$ 47,568.01	13,085	13,085
Nov 3 2014	International Small Company Fund, a series of John Hancock Funds II	Purchase	\$ 45,425.47	13,074	13,074
Oct 27 2014	International Small Company Fund, a series of John Hancock Funds II	Purchase	\$ 37,497.40	11,061	11,061
Sep 11 2014	International Small Company Fund, a series of John Hancock Funds II	Purchase	\$ 20,094.79	5,603	5,603
Jun 25 2014	International Small Company Fund, a series of John Hancock Funds II	Purchase	\$ 21,061.39	5,974	5,974
Apr 18 2019	International Small Company Trust of John Hancock Variable Insurance Trust	Sale	\$ (31,101.24)	(8,940)	(8,940)
Feb 23 2017	International Small Company Trust of John Hancock Variable Insurance Trust	Sale	\$ (26,491.12)	(6,174)	(6,174)
Sep 25 2019	Sub-advised Fund advised by Dimensional Fund Advisors LP	Transfer	\$ (347,334.61)	(81,343)	(81,343)
Apr 28 2017	Sub-advised Fund advised by Dimensional Fund Advisors LP	Sale	\$ (265,329.70)	(55,461)	(55,461)
Apr 27 2017	Sub-advised Fund advised by Dimensional Fund Advisors LP	Sale	\$ (442,925.88)	(94,539)	(94,539)
Apr 26 2017	Sub-advised Fund advised by Dimensional Fund Advisors LP	Sale	\$ (937,258.63)	(200,491)	(200,491)

Apr 24 2017	Sub-advised Fund advised by Dimensional Fund Advisors LP	Transfer	\$ 1,758,417.72	383,934	383,934
Jul 14 2016	Sub-advised Fund advised by Dimensional Fund Advisors LP	Purchase	\$ 45,086.31	11,737	11,737
Jul 13 2016	Sub-advised Fund advised by Dimensional Fund Advisors LP	Purchase	\$ 78,368.00	20,348	20,348
Jul 12 2016	Sub-advised Fund advised by Dimensional Fund Advisors LP	Purchase	\$ 60,305.32	15,815	15,815
Apr 7 2021	Sub-advised Fund advised by Dimensional Fund Advisors LP	Purchase	\$ 13,686.73	2,344	2,344
Aug 5 2020	Sub-advised Fund advised by Dimensional Fund Advisors LP	Sale	\$ (27,932.47)	(7,823)	(7,823)
Nov 21 2019	Sub-advised Fund advised by Dimensional Fund Advisors LP	Sale	\$ (19,255.83)	(4,159)	(4,159)
Jun 22 2016	Sub-advised Fund advised by Dimensional Fund Advisors LP	Purchase	\$ 44,681.38	11,982	11,982
Sep 16 2021	Separate Account advised by DFA Australia Limited	Transfer	\$ (169,532.20)	(28,445)	(28,445)
Jun 25 2021	Separate Account advised by DFA Australia Limited	Sale	\$ (254,305.33)	(42,911)	(42,911)
Jun 24 2021	Separate Account advised by DFA Australia Limited	Sale	\$ (253,083.20)	(42,882)	(42,882)
Jun 23 2021	Separate Account advised by DFA Australia Limited	Sale	\$ (289,844.33)	(49,075)	(49,075)
Jun 21 2021	Separate Account advised by DFA Australia Limited	Transfer	\$ (136,404.45)	(23,317)	(23,317)
Jun 21 2021	Separate Account advised by DFA Australia Limited	Sale	\$ (475,942.22)	(81,482)	(81,482)
May 7 2020	Separate Account advised by DFA Australia Limited	Transfer	\$ 118,477.04	34,441	34,441
Oct 8 2019	Separate Account advised by DFA Australia Limited	Sale	\$ (83,687.23)	(20,979)	(20,979)
Oct 4 2019	Separate Account advised by DFA Australia Limited	Sale	\$ (396,844.00)	(99,308)	(99,308)
Oct 4 2019	Separate Account advised by DFA Australia Limited	Transfer	\$ (38,660.00)	(9,665)	(9,665)
Oct 3 2019	Separate Account advised by DFA Australia Limited	Sale	\$ (381,752.62)	(94,707)	(94,707)
Oct 3 2019	Separate Account advised by DFA Australia Limited	Transfer	\$ (132,259.38)	(33,231)	(33,231)

Apr 4 2019	Separate Account advised by DFA Australia Limited	Purchase	\$ 101,698.69	28,893	28,893
Apr 3 2019	Separate Account advised by DFA Australia Limited	Purchase	\$ 505,297.39	146,641	146,641
Apr 2 2019	Separate Account advised by DFA Australia Limited	Purchase	\$ 465,900.75	136,272	136,272
Mar 25 2019	Separate Account advised by DFA Australia Limited	Purchase	\$ 119,665.26	37,895	37,895
Mar 5 2019	Separate Account advised by DFA Australia Limited	Purchase	\$ 55,403.96	16,218	16,218
Mar 4 2019	Separate Account advised by DFA Australia Limited	Purchase	\$ 22,200.27	6,626	6,626
Mar 1 2019	Separate Account advised by DFA Australia Limited	Purchase	\$ 28,646.15	8,544	8,544
Feb 28 2019	Separate Account advised by DFA Australia Limited	Purchase	\$ 20,412.08	6,101	6,101
Feb 27 2019	Separate Account advised by DFA Australia Limited	Purchase	\$ 16,424.60	4,846	4,846
Feb 26 2019	Separate Account advised by DFA Australia Limited	Purchase	\$ 35,864.50	10,735	10,735
Feb 25 2019	Separate Account advised by DFA Australia Limited	Purchase	\$ 43,420.41	13,049	13,049
Feb 21 2019	Separate Account advised by DFA Australia Limited	Purchase	\$ 20,875.75	6,447	6,447
Dec 18 2018	Separate Account advised by DFA Australia Limited	Purchase	\$ 96,159.46	35,623	35,623
Dec 17 2018	Separate Account advised by DFA Australia Limited	Purchase	\$ 154,899.52	57,890	57,890
May 1 2017	Separate Account advised by DFA Australia Limited	Sale	\$ (902,083.87)	(178,811)	(178,811)
Apr 19 2017	Separate Account advised by DFA Australia Limited	Sale	\$ (13,873.03)	(3,087)	(3,087)
Apr 18 2017	Separate Account advised by DFA Australia Limited	Sale	\$ (13,637.73)	(3,054)	(3,054)
Feb 27 2017	Separate Account advised by DFA Australia Limited	Transfer	\$ 83,050.80	19,774	19,774
Feb 27 2017	Separate Account advised by DFA Australia Limited	Purchase	\$ 161,272.74	38,261	38,261
Dec 29 2016	Separate Account advised by DFA Australia Limited	Transfer	\$ (454,748.84)	(98,644)	(98,644)

Dec 19 2016	Separate Account advised by DFA Australia Limited	Sale	\$ (14,594.80)	(3,388)	(3,388)
Dec 16 2016	Separate Account advised by DFA Australia Limited	Sale	\$ (29,499.97)	(6,791)	(6,791)
Nov 24 2016	Separate Account advised by DFA Australia Limited	Sale	\$ (14,970.81)	(3,763)	(3,763)
Nov 22 2016	Separate Account advised by DFA Australia Limited	Sale	\$ (33,513.08)	(8,282)	(8,282)
Nov 21 2016	Separate Account advised by DFA Australia Limited	Sale	\$ (21,797.58)	(5,514)	(5,514)
Oct 12 2016	Separate Account advised by DFA Australia Limited	Purchase	\$ 74,612.23	19,990	19,990
Oct 11 2016	Separate Account advised by DFA Australia Limited	Purchase	\$ 59,955.55	16,007	16,007
Jan 29 2016	Separate Account advised by DFA Australia Limited	Purchase	\$ 28,865.08	11,777	11,777
Jan 25 2016	Separate Account advised by DFA Australia Limited	Purchase	\$ 1,274.37	505	505
Jan 22 2016	Separate Account advised by DFA Australia Limited	Purchase	\$ 60,392.27	23,913	23,913
Apr 13 2015	Separate Account advised by DFA Australia Limited	Transfer	\$ (301,194.45)	(74,369)	(74,369)
Sep 21 2018	LVIP Dimensional International Core Equity Fund, a series of Lincoln Variable Insurance Products Trust	Purchase	\$ 29,037.13	7,443	7,443
Aug 24 2018	LVIP Dimensional International Core Equity Fund, a series of Lincoln Variable Insurance Products Trust	Purchase	\$ 29,263.72	6,742	6,742
Aug 15 2018	LVIP Dimensional International Core Equity Fund, a series of Lincoln Variable Insurance Products Trust	Purchase	\$ 11,433.12	2,666	2,666
Aug 8 2017	LVIP Dimensional International Core Equity Fund, a series of Lincoln Variable Insurance Products Trust	Purchase	\$ 26,304.83	6,720	6,720
Sep 26 2016	LVIP Dimensional International Core Equity Fund, a series of Lincoln Variable Insurance Products Trust	Purchase	\$ 19,603.99	5,625	5,625
Feb 2 2016	LVIP Dimensional International Core Equity Fund, a series of Lincoln Variable Insurance Products Trust	Sale	\$ (54,178.13)	(20,223)	(20,223)

May 7 2015	LVIP Dimensional International Core Equity Fund, a series of Lincoln Variable Insurance Products Trust	Transfer	\$ 24,778.17	6,654	6,654
May 7 2015	LVIP Dimensional International Core Equity Fund, a series of Lincoln Variable Insurance Products Trust	Transfer	\$ 42,730.61	11,475	11,475
May 7 2015	LVIP Dimensional International Core Equity Fund, a series of Lincoln Variable Insurance Products Trust	Transfer	\$ 33,272.15	8,935	8,935
May 7 2015	LVIP Dimensional International Core Equity Fund, a series of Lincoln Variable Insurance Products Trust	Transfer	\$ 24,375.99	6,546	6,546
Mar 21 2019	Separate Account advised by Dimensional Fund Advisors LP	Purchase	\$ 33,331.78	10,128	10,128
Feb 12 2018	Separate Account advised by Dimensional Fund Advisors LP	Purchase	\$ 20,060.37	4,174	4,174
Dec 27 2017	Separate Account advised by Dimensional Fund Advisors LP	Purchase	\$ 13,613.36	2,865	2,865
Sep 27 2016	Separate Account advised by Dimensional Fund Advisors LP	Purchase	\$ 10,689.75	3,040	3,040
Apr 8 2015	Separate Account advised by Dimensional Fund Advisors LP	Purchase	\$ 14,161.55	3,380	3,380
Jun 25 2014	Separate Account advised by Dimensional Fund Advisors LP	Purchase	\$ 8,860.31	2,509	2,509
Sep 15 2021	Brighthouse/Dimensional International Small Company Portfolio, a series of Brighthouse Funds Trust II	Sale	\$ (47,391.30)	(8,169)	(8,169)
Sep 9 2021	Brighthouse/Dimensional International Small Company Portfolio, a series of Brighthouse Funds Trust II	Sale	\$ (47,935.94)	(8,723)	(8,723)
Jun 8 2021	Brighthouse/Dimensional International Small Company Portfolio, a series of Brighthouse Funds Trust II	Sale	\$ (54,710.11)	(9,122)	(9,122)
Apr 19 2021	Brighthouse/Dimensional International Small Company Portfolio, a series of Brighthouse Funds Trust II	Sale	\$ (57,744.46)	(9,602)	(9,602)
Apr 9 2021	Brighthouse/Dimensional International Small Company Portfolio, a series of Brighthouse Funds Trust II	Sale	\$ (57,679.15)	(10,108)	(10,108)
Mar 24 2021	Brighthouse/Dimensional International Small	Sale	\$ (145,292.22)		

	Company Portfolio, a series of Brighthouse Funds Trust II			(25,793)	(25,793)
Nov 3 2020	Brighthouse/Dimensional International Small Company Portfolio, a series of Brighthouse Funds Trust II	Sale	\$ (57,221.77)	(11,997)	(11,997)
May 24 2017	Brighthouse/Dimensional International Small Company Portfolio, a series of Brighthouse Funds Trust II	Sale	\$ (181,361.69)	(42,342)	(42,342)
Jan 30 2017	Separate Account advised by Dimensional Fund Advisors LP	Sale	\$ (63,927.31)	(14,439)	(14,439)
Jan 9 2017	Separate Account advised by Dimensional Fund Advisors LP	Sale	\$ (98,382.85)	(21,658)	(21,658)
May 16 2016	Separate Account advised by Dimensional Fund Advisors LP	Sale	\$ (62,451.42)	(17,772)	(17,772)
Feb 25 2015	Separate Account advised by Dimensional Fund Advisors LP	Sale	\$ (65,390.37)	(14,974)	(14,974)
Feb 24 2015	Separate Account advised by Dimensional Fund Advisors LP	Sale	\$ (11,488.42)	(2,643)	(2,643)
Mar 19 2019	M International Equity Fund of M Funds Inc.	Purchase	\$ 31,597.04	9,383	9,383
Jul 6 2017	Separate Account advised by Dimensional Fund Advisors Ltd.	Purchase	\$ 28,340.83	6,841	6,841
Aug 29 2013	Separate Account advised by Dimensional Fund Advisors LP	Transfer	\$ (80,908.86)	(36,282)	(36,282)
May 7 2021	Normura DFA International Equity Value Mother Fund	Sale	\$ (56,405.72)	(9,605)	(9,605)
May 6 2021	Normura DFA International Equity Value Mother Fund	Sale	\$ (61,107.23)	(9,900)	(9,900)
Feb 17 2021	Normura DFA International Equity Value Mother Fund	Purchase	\$ 38,115.27	7,129	7,129
Dec 4 2020	Normura DFA International Equity Value Mother Fund	Purchase	\$ 29,978.69	6,030	6,030
Oct 22 2020	Normura DFA International Equity Value Mother Fund	Purchase	\$ 29,063.83	6,346	6,346
Jul 26 2021	Separate Account advised by Dimensional Fund Advisors LP	Sale	\$ (90,263.74)	(16,331)	(16,331)
Jul 22 2021	Separate Account advised by Dimensional Fund Advisors LP	Sale	\$ (61,537.05)	(11,306)	(11,306)
Jul 21 2021	Separate Account advised by Dimensional Fund Advisors LP	Sale	\$ (60,096.86)	(11,260)	(11,260)

Jul 20 2021	Separate Account advised by Dimensional Fund Advisors LP	Sale	\$ (229,587.77)	(42,840)	(42,840)
Feb 11 2016	Separate Account advised by Dimensional Fund Advisors LP	Purchase	\$ 38,354.74	14,223	14,223
Feb 9 2016	Separate Account advised by Dimensional Fund Advisors LP	Purchase	\$ 120,745.00	45,322	45,322
Sep 7 2015	Separate Account advised by Dimensional Fund Advisors LP	Purchase	\$ 31,768.90	10,814	10,814
Feb 26 2015	Separate Account advised by Dimensional Fund Advisors LP	Sale	\$ (141,292.49)	(32,630)	(32,630)
Feb 13 2015	Separate Account advised by Dimensional Fund Advisors LP	Sale	\$ (45,247.07)	(10,612)	(10,612)
Jun 13 2014	Separate Account advised by Dimensional Fund Advisors LP	Purchase	\$ 81,280.62	23,720	23,720
Jun 12 2014	Separate Account advised by Dimensional Fund Advisors LP	Purchase	\$ 33,497.21	9,745	9,745
Jun 11 2014	Separate Account advised by Dimensional Fund Advisors LP	Purchase	\$ 50,782.30	15,128	15,128
Jun 10 2014	Separate Account advised by Dimensional Fund Advisors LP	Purchase	\$ 20,082.76	6,027	6,027
Feb 17 2021	Separate Account advised by Dimensional Fund Advisors LP	Purchase	\$ 67,597.48	12,644	12,644
Nov 17 2020	Separate Account advised by Dimensional Fund Advisors LP	Sale	\$ (216,846.40)	(45,305)	(45,305)
Oct 6 2020	Separate Account advised by Dimensional Fund Advisors LP	Sale	\$ (61,301.03)	(13,766)	(13,766)
Jan 14 2020	Separate Account advised by Dimensional Fund Advisors LP	Sale	\$ (127,712.40)	(26,187)	(26,187)
Nov 19 2019	Separate Account advised by Dimensional Fund Advisors LP	Purchase	\$ 41,977.84	9,063	9,063
Aug 17 2018	Separate Account advised by Dimensional Fund Advisors LP	Purchase	\$ 35,167.98	8,195	8,195
Jun 7 2018	Separate Account advised by Dimensional Fund Advisors LP	Purchase	\$ 61,717.28	12,137	12,137
Apr 18 2018	Separate Account advised by Dimensional Fund Advisors LP	Sale	\$ (93,763.27)	(16,840)	(16,840)
Apr 10 2018	Separate Account advised by Dimensional Fund Advisors LP	Sale	\$ (54,585.39)	(10,337)	(10,337)
Apr 9 2018	Separate Account advised by Dimensional Fund Advisors LP	Sale	\$ (39,874.18)	(7,609)	(7,609)

Apr 6 2018	Separate Account advised by Dimensional Fund Advisors LP	Sale	\$ (56,388.54)	(10,762)	(10,762)
Mar 20 2018	Separate Account advised by Dimensional Fund Advisors LP	Sale	\$ (133,974.80)	(25,808)	(25,808)
Jan 29 2018	Separate Account advised by Dimensional Fund Advisors LP	Purchase	\$ 61,974.01	12,707	12,707
Dec 27 2017	Separate Account advised by Dimensional Fund Advisors LP	Purchase	\$ 42,787.84	9,007	9,007
Dec 8 2017	Separate Account advised by Dimensional Fund Advisors LP	Transfer	\$ (162,731.86)	(34,921)	(34,921)
Nov 22 2017	Separate Account advised by Dimensional Fund Advisors LP	Purchase	\$ 98,199.71	22,154	22,154
Oct 20 2017	Separate Account advised by Dimensional Fund Advisors LP	Sale	\$ (20,934.56)	(4,316)	(4,316)
Oct 17 2017	Separate Account advised by Dimensional Fund Advisors LP	Sale	\$ (48,054.04)	(9,970)	(9,970)
Jun 19 2017	Separate Account advised by Dimensional Fund Advisors LP	Sale	\$ (18,953.54)	(4,451)	(4,451)
Oct 2 2015	Separate Account advised by Dimensional Fund Advisors LP	Purchase	\$ 27,717.88	9,844	9,844
Oct 1 2015	Separate Account advised by Dimensional Fund Advisors LP	Purchase	\$ 23,027.48	7,869	7,869
Sep 3 2015	Separate Account advised by Dimensional Fund Advisors LP	Purchase	\$ 67,041.81	21,291	21,291
Sep 2 2015	Separate Account advised by Dimensional Fund Advisors LP	Purchase	\$ 155,250.58	49,496	49,496
Sep 1 2015	Separate Account advised by Dimensional Fund Advisors LP	Purchase	\$ 276,995.53	90,247	90,247
Aug 31 2015	Separate Account advised by Dimensional Fund Advisors LP	Purchase	\$ 75,404.98	24,210	24,210
Aug 28 2015	Separate Account advised by Dimensional Fund Advisors LP	Purchase	\$ 74,483.20	23,364	23,364
Jun 28 2013	Separate Account advised by Dimensional Fund Advisors LP	Sale	\$ (44,910.18)	(20,118)	(20,118)
Jun 27 2013	Separate Account advised by Dimensional Fund Advisors LP	Sale	\$ (44,759.38)	(20,118)	(20,118)
Jun 24 2013	Separate Account advised by Dimensional Fund Advisors LP	Sale	\$ (106,128.36)	(49,175)	(49,175)
Jun 21 2013	Separate Account advised by Dimensional Fund Advisors LP	Sale	\$ (189,334.46)	(89,410)	(89,410)

Jun 20 2013	Separate Account advised by Dimensional Fund Advisors LP	Sale	\$ (64,009.85)	(31,343)	(31,343)
Sep 21 2018	Separate Account advised by Dimensional Fund Advisors LP	Transfer	\$ (458,228.32)	(118,712)	(118,712)
Apr 24 2018	Separate Account advised by Dimensional Fund Advisors LP	Purchase	\$ 39,578.50	7,083	7,083
Feb 7 2018	Separate Account advised by Dimensional Fund Advisors LP	Purchase	\$ 54,214.50	10,784	10,784
Jan 29 2018	Separate Account advised by Dimensional Fund Advisors LP	Purchase	\$ 15,520.45	3,186	3,186
Jul 13 2017	Separate Account advised by Dimensional Fund Advisors LP	Purchase	\$ 47,288.14	11,336	11,336
Jan 21 2016	Separate Account advised by Dimensional Fund Advisors LP	Purchase	\$ 29,186.05	11,520	11,520
Jun 9 2021	The Asia Pacific Small Company Series of The DFA Investment Trust Company	Sale	\$ (984,187.68)	(163,655)	(163,655)
May 26 2020	The Asia Pacific Small Company Series of The DFA Investment Trust Company	Sale	\$ (416,148.70)	(111,228)	(111,228)
May 22 2020	The Asia Pacific Small Company Series of The DFA Investment Trust Company	Sale	\$ (224,217.28)	(61,041)	(61,041)
Mar 31 2020	The Asia Pacific Small Company Series of The DFA Investment Trust Company	Sale	\$ (160,841.07)	(48,905)	(48,905)
Mar 30 2020	The Asia Pacific Small Company Series of The DFA Investment Trust Company	Sale	\$ (531,913.33)	(171,000)	(171,000)
Mar 27 2020	The Asia Pacific Small Company Series of The DFA Investment Trust Company	Sale	\$ (270,728.16)	(86,343)	(86,343)
Mar 26 2020	The Asia Pacific Small Company Series of The DFA Investment Trust Company	Sale	\$ (245,282.39)	(76,570)	(76,570)
Dec 31 2019	The Asia Pacific Small Company Series of The DFA Investment Trust Company	Sale	\$ (283,131.74)	(61,816)	(61,816)
Dec 13 2019	The Asia Pacific Small Company Series of The DFA Investment Trust Company	Sale	\$ (324,915.95)	(67,956)	(67,956)
Sep 27 2018	The Asia Pacific Small Company Series of The DFA Investment Trust Company	Purchase	\$ 458,169.37	118,988	118,988
Sep 25 2018	The Asia Pacific Small Company Series of The DFA Investment Trust Company	Purchase	\$ 21,323.90	5,476	5,476
Aug 15 2018	The Asia Pacific Small Company Series of The DFA Investment Trust Company	Purchase	\$ 96,255.52	22,409	22,409
Aug 7 2018	The Asia Pacific Small Company Series of The DFA Investment Trust Company	Purchase	\$ 420,513.39	99,401	99,401

Jun 22 2018	The Asia Pacific Small Company Series of The DFA Investment Trust Company	Purchase	\$ 145,690.73	30,824	30,824
Jan 17 2017	The Asia Pacific Small Company Series of The DFA Investment Trust Company	Transfer	\$ 301,203.36	69,723	69,723
Jan 13 2017	The Asia Pacific Small Company Series of The DFA Investment Trust Company	Transfer	\$ 1,096,275.32	252,598	252,598
Jan 13 2017	The Asia Pacific Small Company Series of The DFA Investment Trust Company	Transfer	\$ 36,447.32	8,398	8,398
May 1 2015	The Asia Pacific Small Company Series of The DFA Investment Trust Company	Purchase	\$ 294,632.10	78,972	78,972
Apr 7 2015	The Asia Pacific Small Company Series of The DFA Investment Trust Company	Purchase	\$ 127,126.48	31,223	31,223
Feb 25 2015	The Asia Pacific Small Company Series of The DFA Investment Trust Company	Transfer	\$ (415,140.28)	(95,417)	(95,417)
Dec 16 2014	The Asia Pacific Small Company Series of The DFA Investment Trust Company	Purchase	\$ 87,708.04	25,439	25,439
Dec 15 2014	The Asia Pacific Small Company Series of The DFA Investment Trust Company	Purchase	\$ 65,957.49	18,918	18,918
Oct 6 2014	The Asia Pacific Small Company Series of The DFA Investment Trust Company	Purchase	\$ 57,063.35	17,503	17,503
Oct 3 2014	The Asia Pacific Small Company Series of The DFA Investment Trust Company	Purchase	\$ 55,623.35	17,031	17,031
Jul 18 2014	The Asia Pacific Small Company Series of The DFA Investment Trust Company	Purchase	\$ 70,482.55	19,354	19,354
Jul 8 2014	The Asia Pacific Small Company Series of The DFA Investment Trust Company	Purchase	\$ 110,058.13	29,655	29,655
Jul 4 2014	The Asia Pacific Small Company Series of The DFA Investment Trust Company	Purchase	\$ 195,292.89	54,435	54,435
Jun 4 2014	The Asia Pacific Small Company Series of The DFA Investment Trust Company	Purchase	\$ 50,189.41	15,079	15,079
Jun 3 2014	The Asia Pacific Small Company Series of The DFA Investment Trust Company	Purchase	\$ 69,857.31	20,907	20,907
May 29 2014	The Asia Pacific Small Company Series of The DFA Investment Trust Company	Purchase	\$ 67,413.19	19,597	19,597
Feb 25 2014	The Asia Pacific Small Company Series of The DFA Investment Trust Company	Purchase	\$ 143,287.88	45,017	45,017
Jan 23 2014	The Asia Pacific Small Company Series of The DFA Investment Trust Company	Purchase	\$ 116,704.21	40,888	40,888
Jan 22 2014	The Asia Pacific Small Company Series of The DFA Investment Trust Company	Purchase	\$ 208,729.32	71,707	71,707

Jan 20 2014	The Asia Pacific Small Company Series of The DFA Investment Trust Company	Purchase	\$ 65,045.97	22,674	22,674
Jan 17 2014	The Asia Pacific Small Company Series of The DFA Investment Trust Company	Purchase	\$ 129,209.59	44,912	44,912
Jan 10 2014	The Asia Pacific Small Company Series of The DFA Investment Trust Company	Purchase	\$ 18,448.73	6,959	6,959
Jan 9 2014	The Asia Pacific Small Company Series of The DFA Investment Trust Company	Purchase	\$ 54,355.57	20,581	20,581
Jan 8 2014	The Asia Pacific Small Company Series of The DFA Investment Trust Company	Purchase	\$ 28,362.74	10,780	10,780
Jan 7 2014	The Asia Pacific Small Company Series of The DFA Investment Trust Company	Purchase	\$ 12,250.59	4,628	4,628
Jul 16 2013	The Asia Pacific Small Company Series of The DFA Investment Trust Company	Purchase	\$ 62,468.84	27,957	27,957
Jul 12 2013	The Asia Pacific Small Company Series of The DFA Investment Trust Company	Purchase	\$ 159,858.05	69,643	69,643
Jul 11 2013	The Asia Pacific Small Company Series of The DFA Investment Trust Company	Purchase	\$ 71,007.54	30,951	30,951
Mar 4 2016	Separate Account advised by DFA Australia Limited	Sale	\$ (421,483.13)	(138,255)	(138,255)
Mar 3 2016	Separate Account advised by DFA Australia Limited	Sale	\$ (538,959.53)	(185,251)	(185,251)
Mar 2 2016	Separate Account advised by DFA Australia Limited	Sale	\$ (453,176.28)	(156,605)	(156,605)
Mar 1 2016	Separate Account advised by DFA Australia Limited	Sale	\$ (307,524.78)	(106,316)	(106,316)
Feb 29 2016	Separate Account advised by DFA Australia Limited	Sale	\$ (339,496.53)	(115,454)	(115,454)
Feb 26 2016	Separate Account advised by DFA Australia Limited	Sale	\$ (435,467.06)	(150,558)	(150,558)
Feb 25 2016	Separate Account advised by DFA Australia Limited	Sale	\$ (192,630.00)	(66,685)	(66,685)
Oct 12 2015	Separate Account advised by DFA Australia Limited	Purchase	\$ 15,089.77	5,317	5,317
Oct 8 2015	Separate Account advised by DFA Australia Limited	Purchase	\$ 220,374.08	80,774	80,774
Oct 7 2015	Separate Account advised by DFA Australia Limited	Purchase	\$ 178,437.00	65,559	65,559
May 26 2015	Separate Account advised by DFA Australia Limited	Sale	\$ (398,720.91)	(95,942)	(95,942)

May 25 2015	Separate Account advised by DFA Australia Limited	Sale	\$ (355,033.84)	(84,751)	(84,751)
May 22 2015	Separate Account advised by DFA Australia Limited	Sale	\$ (38,518.33)	(9,197)	(9,197)
May 21 2015	Separate Account advised by DFA Australia Limited	Sale	\$ (486,005.07)	(116,021)	(116,021)
May 20 2015	Separate Account advised by DFA Australia Limited	Sale	\$ (557,505.76)	(136,805)	(136,805)
May 19 2015	Separate Account advised by DFA Australia Limited	Sale	\$ (763,324.34)	(186,146)	(186,146)
Sep 29 2021	Separate Account advised by DFA Australia Limited	Sale	\$ (37,679.96)	(6,756)	(6,756)
Sep 28 2021	Separate Account advised by DFA Australia Limited	Sale	\$ (90,758.17)	(16,065)	(16,065)
Aug 25 2021	Separate Account advised by DFA Australia Limited	Sale	\$ (232,558.27)	(41,920)	(41,920)
Aug 24 2021	Separate Account advised by DFA Australia Limited	Sale	\$ (482,832.05)	(89,375)	(89,375)
Aug 23 2021	Separate Account advised by DFA Australia Limited	Sale	\$ (49,840.92)	(8,916)	(8,916)
Aug 28 2020	Separate Account advised by DFA Australia Limited	Purchase	\$ 22,224.73	6,164	6,164
Aug 28 2020	Separate Account advised by DFA Australia Limited	Transfer	\$ 26,334.00	7,315	7,315
Aug 27 2020	Separate Account advised by DFA Australia Limited	Purchase	\$ 14,578.38	3,964	3,964
May 8 2020	Separate Account advised by DFA Australia Limited	Transfer	\$ 230,507.20	65,485	65,485
May 7 2020	Separate Account advised by DFA Australia Limited	Transfer	\$ 201,267.52	58,508	58,508
Apr 1 2019	Separate Account advised by DFA Australia Limited	Purchase	\$ 107,081.32	31,083	31,083
Feb 27 2019	Separate Account advised by DFA Australia Limited	Purchase	\$ 61,836.86	18,322	18,322
Feb 18 2019	Separate Account advised by DFA Australia Limited	Purchase	\$ 139,557.44	42,672	42,672
Feb 13 2019	Separate Account advised by DFA Australia Limited	Purchase	\$ 38,254.23	12,352	12,352
Apr 30 2018	Separate Account advised by DFA Australia Limited	Sale	\$ (14,047.29)	(2,470)	(2,470)

Apr 10 2018	Separate Account advised by DFA Australia Limited	Sale	\$ (18,629.65)	(3,526)	(3,526)
Feb 2 2018	Separate Account advised by DFA Australia Limited	Transfer	\$ (46,782.05)	(9,155)	(9,155)
Jan 31 2018	Separate Account advised by DFA Australia Limited	Transfer	\$ (56,926.80)	(11,295)	(11,295)
Jan 30 2018	Separate Account advised by DFA Australia Limited	Transfer	\$ (53,427.60)	(11,016)	(11,016)
Jan 29 2018	Separate Account advised by DFA Australia Limited	Transfer	\$ (66,753.09)	(13,707)	(13,707)
Aug 29 2017	Separate Account advised by DFA Australia Limited	Transfer	\$ (152,364.52)	(37,436)	(37,436)
Mar 14 2017	Separate Account advised by DFA Australia Limited	Transfer	\$ (68,835.64)	(15,434)	(15,434)
Feb 27 2017	Separate Account advised by DFA Australia Limited	Transfer	\$ (17,400.60)	(4,143)	(4,143)
Feb 27 2017	Separate Account advised by DFA Australia Limited	Transfer	\$ (105,793.80)	(25,189)	(25,189)
Feb 27 2017	Separate Account advised by DFA Australia Limited	Transfer	\$ (83,050.80)	(19,774)	(19,774)
Feb 20 2017	Separate Account advised by DFA Australia Limited	Transfer	\$ (42,268.56)	(9,969)	(9,969)
Feb 14 2017	Separate Account advised by DFA Australia Limited	Transfer	\$ (38,394.81)	(8,667)	(8,667)
Feb 7 2017	Separate Account advised by DFA Australia Limited	Transfer	\$ (220,719.38)	(50,857)	(50,857)
Jan 20 2017	Separate Account advised by DFA Australia Limited	Transfer	\$ (39,890.50)	(9,386)	(9,386)
Jan 17 2017	Separate Account advised by DFA Australia Limited	Sale	\$ (16,450.08)	(3,788)	(3,788)
Jan 16 2017	Separate Account advised by DFA Australia Limited	Transfer	\$ (112,468.40)	(25,561)	(25,561)
Jan 13 2017	Separate Account advised by DFA Australia Limited	Transfer	\$ (36,447.32)	(8,398)	(8,398)
Nov 4 2016	Separate Account advised by DFA Australia Limited	Purchase	\$ 598,023.05	151,977	151,977
Nov 3 2016	Separate Account advised by DFA Australia Limited	Purchase	\$ 451,413.49	111,383	111,383
Feb 17 2016	Separate Account advised by DFA Australia Limited	Sale	\$ (348,077.35)	(123,066)	(123,066)

Feb 16 2016	Separate Account advised by DFA Australia Limited	Sale	\$ (240,652.86)	(86,333)	(86,333)
May 21 2015	Separate Account advised by DFA Australia Limited	Sale	\$ (260,233.74)	(62,124)	(62,124)
May 20 2015	Separate Account advised by DFA Australia Limited	Sale	\$ (119,598.55)	(29,348)	(29,348)
May 19 2015	Separate Account advised by DFA Australia Limited	Sale	\$ (163,748.17)	(39,932)	(39,932)
Jan 9 2015	Separate Account advised by DFA Australia Limited	Purchase	\$ 37,846.47	9,935	9,935
Aug 1 2014	Separate Account advised by DFA Australia Limited	Purchase	\$ 75,441.33	20,133	20,133
Jul 19 2017	Separate Account advised by DFA Australia Limited	Sale	\$ (30,928.51)	(7,515)	(7,515)
Jul 18 2017	Separate Account advised by DFA Australia Limited	Sale	\$ (70,443.59)	(17,242)	(17,242)
Jul 17 2017	Separate Account advised by DFA Australia Limited	Sale	\$ (83,078.00)	(20,095)	(20,095)
Jul 14 2017	Separate Account advised by DFA Australia Limited	Transfer	\$ (138,116.55)	(33,605)	(33,605)
Jul 14 2017	Separate Account advised by DFA Australia Limited	Sale	\$ (111,846.32)	(27,125)	(27,125)
Jul 13 2017	Separate Account advised by DFA Australia Limited	Sale	\$ (25,460.11)	(6,125)	(6,125)
Jul 13 2017	Separate Account advised by DFA Australia Limited	Transfer	\$ (102,940.75)	(24,805)	(24,805)
Jul 12 2017	Separate Account advised by DFA Australia Limited	Sale	\$ (256,686.86)	(61,926)	(61,926)
Jul 5 2017	Separate Account advised by DFA Australia Limited	Sale	\$ (114,653.88)	(27,421)	(27,421)
Jul 4 2017	Separate Account advised by DFA Australia Limited	Sale	\$ (118,874.69)	(28,088)	(28,088)
Jun 30 2017	Separate Account advised by DFA Australia Limited	Sale	\$ (113,927.03)	(26,968)	(26,968)
Jun 29 2017	Separate Account advised by DFA Australia Limited	Sale	\$ (119,198.91)	(27,191)	(27,191)
Jun 28 2017	Separate Account advised by DFA Australia Limited	Transfer	\$ (22,883.04)	(5,297)	(5,297)
Jun 28 2017	Separate Account advised by DFA Australia Limited	Sale	\$ (132,585.26)	(30,778)	(30,778)

Jun 27 2017	Separate Account advised by DFA Australia Limited	Sale	\$ (108,071.09)	(25,386)	(25,386)
Jun 26 2017	Separate Account advised by DFA Australia Limited	Sale	\$ (239,001.93)	(55,865)	(55,865)
Jun 23 2017	Separate Account advised by DFA Australia Limited	Sale	\$ (182,622.35)	(42,499)	(42,499)
Jun 22 2017	Separate Account advised by DFA Australia Limited	Sale	\$ (319,676.44)	(75,006)	(75,006)
Jun 22 2017	Separate Account advised by DFA Australia Limited	Transfer	\$ (107,996.13)	(25,531)	(25,531)
Jun 21 2017	Separate Account advised by DFA Australia Limited	Sale	\$ (77,942.89)	(18,358)	(18,358)
Jun 19 2017	Separate Account advised by DFA Australia Limited	Sale	\$ (76,675.85)	(18,007)	(18,007)
Jun 16 2017	Separate Account advised by DFA Australia Limited	Sale	\$ (137,707.19)	(32,231)	(32,231)
Jun 15 2017	Separate Account advised by DFA Australia Limited	Sale	\$ (121,699.22)	(28,846)	(28,846)
Jun 2 2017	Separate Account advised by DFA Australia Limited	Transfer	\$ 731,441.48	180,158	180,158
May 23 2017	Separate Account advised by DFA Australia Limited	Sale	\$ (63,592.81)	(15,080)	(15,080)
May 22 2017	Separate Account advised by DFA Australia Limited	Sale	\$ (97,114.23)	(22,992)	(22,992)
May 19 2017	Separate Account advised by DFA Australia Limited	Sale	\$ (317,104.66)	(75,198)	(75,198)
May 18 2017	Separate Account advised by DFA Australia Limited	Sale	\$ (114,102.80)	(26,993)	(26,993)
May 17 2017	Separate Account advised by DFA Australia Limited	Sale	\$ (325,527.34)	(75,476)	(75,476)
May 16 2017	Separate Account advised by DFA Australia Limited	Sale	\$ (196,146.14)	(44,643)	(44,643)
May 15 2017	Separate Account advised by DFA Australia Limited	Sale	\$ (80,751.98)	(18,773)	(18,773)
May 12 2017	Separate Account advised by DFA Australia Limited	Sale	\$ (327,970.40)	(75,467)	(75,467)
May 8 2017	Separate Account advised by DFA Australia Limited	Sale	\$ (57,256.03)	(11,121)	(11,121)
May 5 2017	Separate Account advised by DFA Australia Limited	Sale	\$ (17,097.71)	(3,380)	(3,380)

May 3 2017	Separate Account advised by DFA Australia Limited	Sale	\$ (199,346.85)	(39,520)	(39,520)
May 2 2017	Separate Account advised by DFA Australia Limited	Sale	\$ (233,417.20)	(45,896)	(45,896)
Apr 19 2017	Separate Account advised by DFA Australia Limited	Sale	\$ (82,880.08)	(18,421)	(18,421)
Apr 18 2017	Separate Account advised by DFA Australia Limited	Sale	\$ (142,213.76)	(31,847)	(31,847)
Apr 6 2017	Separate Account advised by DFA Australia Limited	Sale	\$ (62,940.43)	(14,006)	(14,006)
Apr 5 2017	Separate Account advised by DFA Australia Limited	Sale	\$ (71,617.16)	(15,967)	(15,967)
Apr 4 2017	Separate Account advised by DFA Australia Limited	Sale	\$ (79,027.31)	(17,758)	(17,758)
Apr 3 2017	Separate Account advised by DFA Australia Limited	Sale	\$ (63,146.88)	(13,999)	(13,999)
Mar 31 2017	Separate Account advised by DFA Australia Limited	Sale	\$ (70,891.21)	(15,670)	(15,670)
Mar 30 2017	Separate Account advised by DFA Australia Limited	Sale	\$ (62,619.70)	(13,816)	(13,816)
Mar 29 2017	Separate Account advised by DFA Australia Limited	Sale	\$ (156,798.32)	(34,719)	(34,719)
Mar 28 2017	Separate Account advised by DFA Australia Limited	Sale	\$ (92,254.07)	(20,929)	(20,929)
Feb 16 2017	Separate Account advised by DFA Australia Limited	Transfer	\$ (41,221.32)	(9,498)	(9,498)
Dec 19 2016	Separate Account advised by DFA Australia Limited	Sale	\$ (49,233.78)	(11,429)	(11,429)
Dec 16 2016	Separate Account advised by DFA Australia Limited	Sale	\$ (124,068.39)	(28,561)	(28,561)
Nov 25 2016	Separate Account advised by DFA Australia Limited	Sale	\$ (24,778.00)	(6,203)	(6,203)
Nov 24 2016	Separate Account advised by DFA Australia Limited	Sale	\$ (49,595.03)	(12,466)	(12,466)
Nov 23 2016	Separate Account advised by DFA Australia Limited	Sale	\$ (48,949.22)	(12,164)	(12,164)
Nov 22 2016	Separate Account advised by DFA Australia Limited	Sale	\$ (135,403.88)	(33,462)	(33,462)
Nov 21 2016	Separate Account advised by DFA Australia Limited	Sale	\$ (79,327.53)	(20,067)	(20,067)

Nov 17 2016	Separate Account advised by DFA Australia Limited	Transfer	\$ (83,892.60)	(21,185)	(21,185)
Oct 12 2016	Separate Account advised by DFA Australia Limited	Purchase	\$ 139,079.45	37,242	37,242
Oct 11 2016	Separate Account advised by DFA Australia Limited	Purchase	\$ 51,885.36	13,838	13,838
Aug 16 2016	Separate Account advised by DFA Australia Limited	Sale	\$ (25,568.61)	(6,823)	(6,823)
Jun 16 2016	Separate Account advised by DFA Australia Limited	Transfer	\$ (32,502.68)	(9,476)	(9,476)
Mar 11 2016	Separate Account advised by DFA Australia Limited	Transfer	\$ (243,285.90)	(75,790)	(75,790)
Mar 28 2014	Separate Account advised by DFA Australia Limited	Transfer	\$ 4,427,110.44	1,333,467	1,333,467
Sep 29 2021	Separate Account advised by DFA Australia Limited	Sale	\$ (347,848.06)	(62,369)	(62,369)
Sep 28 2021	Separate Account advised by DFA Australia Limited	Sale	\$ (541,944.66)	(95,929)	(95,929)
Sep 22 2021	Separate Account advised by DFA Australia Limited	Sale	\$ (113,315.28)	(19,954)	(19,954)
Sep 20 2021	Separate Account advised by DFA Australia Limited	Sale	\$ (361,216.50)	(63,360)	(63,360)
Sep 8 2021	Separate Account advised by DFA Australia Limited	Sale	\$ (166,249.28)	(29,982)	(29,982)
Sep 7 2021	Separate Account advised by DFA Australia Limited	Sale	\$ (320,581.37)	(57,717)	(57,717)
Mar 5 2021	Separate Account advised by DFA Australia Limited	Sale	\$ (234,106.16)	(42,544)	(42,544)
Mar 4 2021	Separate Account advised by DFA Australia Limited	Sale	\$ (512,206.07)	(91,507)	(91,507)
Aug 28 2020	Separate Account advised by DFA Australia Limited	Transfer	\$ 100,047.60	27,791	27,791
Aug 28 2020	Separate Account advised by DFA Australia Limited	Purchase	\$ 172,667.07	47,889	47,889
Aug 27 2020	Separate Account advised by DFA Australia Limited	Purchase	\$ 286,106.21	77,795	77,795
Aug 26 2020	Separate Account advised by DFA Australia Limited	Purchase	\$ 334,658.99	91,106	91,106
May 8 2020	Separate Account advised by DFA Australia Limited	Transfer	\$ 696,836.80	197,965	197,965

May 17 2019	Separate Account advised by DFA Australia Limited	Purchase	\$ 475,201.11	138,510	138,510
Mar 26 2019	Separate Account advised by DFA Australia Limited	Purchase	\$ 323,968.23	100,726	100,726
Mar 5 2019	Separate Account advised by DFA Australia Limited	Purchase	\$ 196,347.08	57,773	57,773
Mar 4 2019	Separate Account advised by DFA Australia Limited	Purchase	\$ 172,784.20	51,570	51,570
Mar 1 2019	Separate Account advised by DFA Australia Limited	Purchase	\$ 223,861.75	66,769	66,769
Feb 28 2019	Separate Account advised by DFA Australia Limited	Purchase	\$ 160,596.74	48,001	48,001
Feb 27 2019	Separate Account advised by DFA Australia Limited	Purchase	\$ 136,718.04	40,338	40,338
Feb 26 2019	Separate Account advised by DFA Australia Limited	Purchase	\$ 296,374.05	88,711	88,711
Feb 25 2019	Separate Account advised by DFA Australia Limited	Purchase	\$ 399,431.80	120,040	120,040
Feb 22 2019	Separate Account advised by DFA Australia Limited	Purchase	\$ 56,880.33	17,497	17,497
Feb 21 2019	Separate Account advised by DFA Australia Limited	Purchase	\$ 465,205.20	143,668	143,668
Feb 20 2019	Separate Account advised by DFA Australia Limited	Purchase	\$ 471,272.22	142,802	142,802
Feb 14 2019	Separate Account advised by DFA Australia Limited	Purchase	\$ 156,050.55	49,593	49,593
Feb 13 2019	Separate Account advised by DFA Australia Limited	Purchase	\$ 111,422.63	35,773	35,773
Feb 12 2019	Separate Account advised by DFA Australia Limited	Purchase	\$ 148,443.18	48,188	48,188
Feb 11 2019	Separate Account advised by DFA Australia Limited	Purchase	\$ 185,833.18	61,188	61,188
Dec 27 2018	Separate Account advised by DFA Australia Limited	Purchase	\$ 301,395.69	105,678	105,678
Dec 24 2018	Separate Account advised by DFA Australia Limited	Purchase	\$ 25,211.14	9,258	9,258
Dec 20 2018	Separate Account advised by DFA Australia Limited	Purchase	\$ 190,049.01	68,118	68,118
Dec 5 2018	Separate Account advised by DFA Australia Limited	Purchase	\$ 104,327.18	36,465	36,465

Oct 12 2018	Separate Account advised by DFA Australia Limited	Purchase	\$ 53,867.17	14,837	14,837
Jul 19 2017	Separate Account advised by DFA Australia Limited	Sale	\$ (38,377.69)	(9,325)	(9,325)
Jul 18 2017	Separate Account advised by DFA Australia Limited	Sale	\$ (87,439.61)	(21,402)	(21,402)
Jul 17 2017	Separate Account advised by DFA Australia Limited	Sale	\$ (103,120.90)	(24,943)	(24,943)
Jul 14 2017	Separate Account advised by DFA Australia Limited	Transfer	\$ (28,519.29)	(6,939)	(6,939)
Jul 14 2017	Separate Account advised by DFA Australia Limited	Sale	\$ (138,825.50)	(33,668)	(33,668)
Jul 14 2017	Separate Account advised by DFA Australia Limited	Transfer	\$ (145,457.01)	(35,391)	(35,391)
Jul 13 2017	Separate Account advised by DFA Australia Limited	Transfer	\$ (65,951.80)	(15,892)	(15,892)
Jul 13 2017	Separate Account advised by DFA Australia Limited	Transfer	\$ (62,420.15)	(15,041)	(15,041)
Jul 13 2017	Separate Account advised by DFA Australia Limited	Sale	\$ (31,757.60)	(7,640)	(7,640)
Jul 12 2017	Separate Account advised by DFA Australia Limited	Sale	\$ (311,733.22)	(75,206)	(75,206)
Jul 5 2017	Separate Account advised by DFA Australia Limited	Sale	\$ (137,746.89)	(32,944)	(32,944)
Jul 4 2017	Separate Account advised by DFA Australia Limited	Transfer	\$ (28,670.10)	(6,810)	(6,810)
Jul 4 2017	Separate Account advised by DFA Australia Limited	Sale	\$ (149,592.17)	(35,346)	(35,346)
Jun 30 2017	Separate Account advised by DFA Australia Limited	Sale	\$ (143,333.96)	(33,929)	(33,929)
Jun 29 2017	Separate Account advised by DFA Australia Limited	Sale	\$ (149,911.55)	(34,197)	(34,197)
Jun 28 2017	Separate Account advised by DFA Australia Limited	Transfer	\$ (28,857.60)	(6,680)	(6,680)
Jun 28 2017	Separate Account advised by DFA Australia Limited	Sale	\$ (167,185.47)	(38,810)	(38,810)
Jun 27 2017	Separate Account advised by DFA Australia Limited	Sale	\$ (136,329.80)	(32,024)	(32,024)
Jun 26 2017	Separate Account advised by DFA Australia Limited	Sale	\$ (301,639.14)	(70,506)	(70,506)

Jun 23 2017	Separate Account advised by DFA Australia Limited	Sale	\$ (230,547.89)	(53,652)	(53,652)
Jun 22 2017	Separate Account advised by DFA Australia Limited	Sale	\$ (403,859.68)	(94,758)	(94,758)
Jun 22 2017	Separate Account advised by DFA Australia Limited	Transfer	\$ (136,265.22)	(32,214)	(32,214)
Jun 21 2017	Separate Account advised by DFA Australia Limited	Sale	\$ (98,228.93)	(23,136)	(23,136)
Jun 19 2017	Separate Account advised by DFA Australia Limited	Sale	\$ (96,723.05)	(22,715)	(22,715)
Jun 16 2017	Separate Account advised by DFA Australia Limited	Sale	\$ (173,732.96)	(40,663)	(40,663)
Jun 15 2017	Separate Account advised by DFA Australia Limited	Sale	\$ (153,417.12)	(36,364)	(36,364)
May 23 2017	Separate Account advised by DFA Australia Limited	Sale	\$ (109,967.48)	(26,077)	(26,077)
May 22 2017	Separate Account advised by DFA Australia Limited	Sale	\$ (167,922.45)	(39,756)	(39,756)
May 19 2017	Separate Account advised by DFA Australia Limited	Sale	\$ (548,909.26)	(130,168)	(130,168)
May 18 2017	Separate Account advised by DFA Australia Limited	Sale	\$ (197,516.67)	(46,726)	(46,726)
May 17 2017	Separate Account advised by DFA Australia Limited	Sale	\$ (563,311.18)	(130,608)	(130,608)
May 16 2017	Separate Account advised by DFA Australia Limited	Sale	\$ (339,941.82)	(77,371)	(77,371)
May 15 2017	Separate Account advised by DFA Australia Limited	Sale	\$ (139,966.37)	(32,539)	(32,539)
May 12 2017	Separate Account advised by DFA Australia Limited	Sale	\$ (390,594.51)	(89,877)	(89,877)
May 3 2017	Separate Account advised by DFA Australia Limited	Sale	\$ (138,987.92)	(27,554)	(27,554)
May 2 2017	Separate Account advised by DFA Australia Limited	Sale	\$ (46,911.29)	(9,224)	(9,224)
Apr 24 2017	Separate Account advised by DFA Australia Limited	Sale	\$ (281,183.97)	(61,670)	(61,670)
Apr 21 2017	Separate Account advised by DFA Australia Limited	Sale	\$ (381,394.26)	(83,216)	(83,216)
Apr 19 2017	Separate Account advised by DFA Australia Limited	Sale	\$ (155,875.07)	(34,685)	(34,685)

Apr 18 2017	Separate Account advised by DFA Australia Limited	Sale	\$ (151,533.33)	(33,934)	(33,934)
Apr 7 2017	Separate Account advised by DFA Australia Limited	Sale	\$ (213,968.41)	(47,633)	(47,633)
Apr 6 2017	Separate Account advised by DFA Australia Limited	Sale	\$ (106,278.83)	(23,650)	(23,650)
Apr 5 2017	Separate Account advised by DFA Australia Limited	Sale	\$ (119,865.77)	(26,724)	(26,724)
Apr 4 2017	Separate Account advised by DFA Australia Limited	Sale	\$ (130,632.25)	(29,354)	(29,354)
Apr 3 2017	Separate Account advised by DFA Australia Limited	Sale	\$ (102,738.28)	(22,776)	(22,776)
Mar 31 2017	Separate Account advised by DFA Australia Limited	Sale	\$ (113,091.15)	(24,998)	(24,998)
Mar 30 2017	Separate Account advised by DFA Australia Limited	Sale	\$ (97,863.69)	(21,592)	(21,592)
Mar 29 2017	Separate Account advised by DFA Australia Limited	Sale	\$ (222,188.54)	(49,198)	(49,198)
Mar 28 2017	Separate Account advised by DFA Australia Limited	Sale	\$ (121,954.86)	(27,667)	(27,667)
Feb 27 2017	Separate Account advised by DFA Australia Limited	Transfer	\$ 105,793.80	25,189	25,189
Dec 28 2016	Separate Account advised by DFA Australia Limited	Sale	\$ (198,861.76)	(43,728)	(43,728)
Dec 19 2016	Separate Account advised by DFA Australia Limited	Sale	\$ (78,466.45)	(18,215)	(18,215)
Dec 16 2016	Separate Account advised by DFA Australia Limited	Sale	\$ (194,488.64)	(44,772)	(44,772)
Nov 25 2016	Separate Account advised by DFA Australia Limited	Sale	\$ (47,577.69)	(11,903)	(11,903)
Nov 24 2016	Separate Account advised by DFA Australia Limited	Transfer	\$ (26,364.77)	(6,641)	(6,641)
Nov 24 2016	Separate Account advised by DFA Australia Limited	Sale	\$ (79,544.60)	(19,994)	(19,994)
Nov 23 2016	Separate Account advised by DFA Australia Limited	Sale	\$ (95,617.52)	(23,786)	(23,786)
Nov 22 2016	Separate Account advised by DFA Australia Limited	Sale	\$ (218,684.83)	(54,043)	(54,043)
Nov 21 2016	Separate Account advised by DFA Australia Limited	Sale	\$ (124,219.33)	(31,423)	(31,423)

Oct 11 2016	Separate Account advised by DFA Australia Limited	Purchase	\$ 31,308.90	8,360	8,360
Aug 16 2016	Separate Account advised by DFA Australia Limited	Sale	\$ (227,247.02)	(60,641)	(60,641)
Aug 15 2016	Separate Account advised by DFA Australia Limited	Sale	\$ (190,665.84)	(50,438)	(50,438)
Aug 10 2016	Separate Account advised by DFA Australia Limited	Sale	\$ (168,720.66)	(45,010)	(45,010)
Aug 9 2016	Separate Account advised by DFA Australia Limited	Sale	\$ (235,152.16)	(62,152)	(62,152)
Aug 8 2016	Separate Account advised by DFA Australia Limited	Sale	\$ (85,786.27)	(22,720)	(22,720)
Aug 5 2016	Separate Account advised by DFA Australia Limited	Sale	\$ (94,806.49)	(25,285)	(25,285)
May 30 2016	Separate Account advised by DFA Australia Limited	Sale	\$ (309,367.56)	(85,205)	(85,205)
May 27 2016	Separate Account advised by DFA Australia Limited	Sale	\$ (224,536.52)	(61,521)	(61,521)
Oct 13 2015	Separate Account advised by DFA Australia Limited	Purchase	\$ 187,395.22	68,144	68,144
Oct 12 2015	Separate Account advised by DFA Australia Limited	Purchase	\$ 351,352.35	123,671	123,671
Oct 9 2015	Separate Account advised by DFA Australia Limited	Purchase	\$ 152,311.76	54,504	54,504
Oct 8 2015	Separate Account advised by DFA Australia Limited	Purchase	\$ 310,255.01	113,639	113,639
Oct 7 2015	Separate Account advised by DFA Australia Limited	Purchase	\$ 181,741.24	66,773	66,773
May 22 2015	Separate Account advised by DFA Australia Limited	Sale	\$ (29,501.27)	(7,044)	(7,044)
Jun 2 2017	Separate Account advised by DFA Australia Limited	Transfer	\$ (731,441.48)	(180,158)	(180,158)
May 23 2017	Separate Account advised by DFA Australia Limited	Sale	\$ (23,590.06)	(5,594)	(5,594)
May 22 2017	Separate Account advised by DFA Australia Limited	Sale	\$ (36,008.12)	(8,525)	(8,525)
May 19 2017	Separate Account advised by DFA Australia Limited	Sale	\$ (117,605.95)	(27,889)	(27,889)
May 18 2017	Separate Account advised by DFA Australia Limited	Sale	\$ (42,347.34)	(10,018)	(10,018)

May 17 2017	Separate Account advised by DFA Australia Limited	Sale	\$ (120,621.43)	(27,967)	(27,967)
May 16 2017	Separate Account advised by DFA Australia Limited	Sale	\$ (72,684.30)	(16,543)	(16,543)
May 15 2017	Separate Account advised by DFA Australia Limited	Sale	\$ (29,951.31)	(6,963)	(6,963)
May 12 2017	Separate Account advised by DFA Australia Limited	Sale	\$ (146,317.03)	(33,668)	(33,668)
May 8 2017	Separate Account advised by DFA Australia Limited	Sale	\$ (35,627.35)	(6,920)	(6,920)
May 5 2017	Separate Account advised by DFA Australia Limited	Sale	\$ (17,426.51)	(3,445)	(3,445)
May 2 2017	Separate Account advised by DFA Australia Limited	Sale	\$ (73,204.79)	(14,394)	(14,394)
Apr 19 2017	Separate Account advised by DFA Australia Limited	Sale	\$ (32,137.25)	(7,150)	(7,150)
Apr 18 2017	Separate Account advised by DFA Australia Limited	Sale	\$ (31,799.04)	(7,121)	(7,121)
Apr 7 2017	Separate Account advised by DFA Australia Limited	Sale	\$ (45,054.96)	(10,030)	(10,030)
Apr 6 2017	Separate Account advised by DFA Australia Limited	Sale	\$ (22,001.75)	(4,896)	(4,896)
Apr 5 2017	Separate Account advised by DFA Australia Limited	Sale	\$ (24,552.67)	(5,474)	(5,474)
Apr 4 2017	Separate Account advised by DFA Australia Limited	Sale	\$ (26,145.14)	(5,875)	(5,875)
Apr 3 2017	Separate Account advised by DFA Australia Limited	Sale	\$ (20,167.84)	(4,471)	(4,471)
Mar 31 2017	Separate Account advised by DFA Australia Limited	Sale	\$ (21,394.04)	(4,729)	(4,729)
Mar 30 2017	Separate Account advised by DFA Australia Limited	Sale	\$ (17,807.82)	(3,929)	(3,929)
Mar 29 2017	Separate Account advised by DFA Australia Limited	Sale	\$ (32,372.19)	(7,168)	(7,168)
Mar 28 2017	Separate Account advised by DFA Australia Limited	Sale	\$ (14,290.58)	(3,242)	(3,242)
Feb 16 2017	Separate Account advised by DFA Australia Limited	Transfer	\$ 41,221.32	9,498	9,498
Dec 23 2016	Separate Account advised by DFA Australia Limited	Sale	\$ (72,705.66)	(16,192)	(16,192)

Dec 19 2016	Separate Account advised by DFA Australia Limited	Sale	\$ (18,368.43)	(4,264)	(4,264)
Dec 16 2016	Separate Account advised by DFA Australia Limited	Sale	\$ (45,186.07)	(10,402)	(10,402)
Nov 25 2016	Separate Account advised by DFA Australia Limited	Sale	\$ (15,620.73)	(3,908)	(3,908)
Nov 24 2016	Separate Account advised by DFA Australia Limited	Sale	\$ (20,246.20)	(5,089)	(5,089)
Nov 23 2016	Separate Account advised by DFA Australia Limited	Sale	\$ (24,384.76)	(6,066)	(6,066)
Nov 22 2016	Separate Account advised by DFA Australia Limited	Sale	\$ (66,010.51)	(16,313)	(16,313)
Nov 21 2016	Separate Account advised by DFA Australia Limited	Sale	\$ (43,306.58)	(10,955)	(10,955)
Nov 17 2016	Separate Account advised by DFA Australia Limited	Transfer	\$ 83,892.60	21,185	21,185
Oct 12 2016	Separate Account advised by DFA Australia Limited	Purchase	\$ 77,322.00	20,716	20,716
Oct 11 2016	Separate Account advised by DFA Australia Limited	Purchase	\$ 29,282.96	7,818	7,818
Aug 16 2016	Separate Account advised by DFA Australia Limited	Sale	\$ (15,620.47)	(4,170)	(4,170)
Jun 16 2016	Separate Account advised by DFA Australia Limited	Transfer	\$ 32,502.68	9,476	9,476
Mar 11 2016	Separate Account advised by DFA Australia Limited	Transfer	\$ 243,285.90	75,790	75,790
Mar 28 2014	Separate Account advised by DFA Australia Limited	Transfer	\$ (4,427,110.44)	(1,333,467)	(1,333,467)
Jul 16 2013	Separate Account advised by DFA Australia Limited	Transfer	\$ (414,463.34)	(185,858)	(185,858)
Jun 20 2013	Separate Account advised by DFA Australia Limited	Purchase	\$ 365,293.36	179,042	179,042
Jun 20 2013	Separate Account advised by DFA Australia Limited	Purchase	\$ 554,867.71	270,882	270,882
Jul 19 2013	Separate Account advised by DFA Australia Limited	Sale	\$ (352,330.41)	(162,330)	(162,330)
Jul 18 2013	Separate Account advised by DFA Australia Limited	Sale	\$ (10,997.82)	(4,943)	(4,943)
Jul 17 2013	Separate Account advised by DFA Australia Limited	Sale	\$ (41,606.59)	(18,585)	(18,585)

Jul 16 2013	Separate Account advised by DFA Australia Limited	Transfer	\$ 414,463.34	185,858	185,858
Apr 27 2020	Separate Account advised by DFA Australia Limited	Transfer	\$ (246,097.44)	(75,956)	(75,956)
Apr 14 2020	Separate Account advised by DFA Australia Limited	Purchase	\$ 40,505.57	12,543	12,543
Mar 31 2020	Separate Account advised by DFA Australia Limited	Purchase	\$ 39,280.62	12,387	12,387
Oct 4 2019	Separate Account advised by DFA Australia Limited	Sale	\$ (79,905.87)	(19,996)	(19,996)
Oct 3 2019	Separate Account advised by DFA Australia Limited	Sale	\$ (53,413.20)	(13,251)	(13,251)
Feb 20 2019	Separate Account advised by DFA Australia Limited	Purchase	\$ 197,839.70	59,930	59,930
Oct 16 2018	Separate Account advised by DFA Australia Limited	Purchase	\$ 86,745.63	24,343	24,343
Jul 12 2017	Separate Account advised by DFA Australia Limited	Sale	\$ (22,147.04)	(5,343)	(5,343)
Jun 23 2017	Separate Account advised by DFA Australia Limited	Sale	\$ (14,146.05)	(3,292)	(3,292)
Jun 16 2017	Separate Account advised by DFA Australia Limited	Sale	\$ (14,022.36)	(3,282)	(3,282)
Jun 13 2017	Separate Account advised by DFA Australia Limited	Transfer	\$ (113,060.64)	(27,048)	(27,048)
Dec 29 2016	Separate Account advised by DFA Australia Limited	Transfer	\$ (246,980.75)	(53,575)	(53,575)
Dec 23 2016	Separate Account advised by DFA Australia Limited	Sale	\$ (28,104.30)	(6,259)	(6,259)
Dec 20 2016	Separate Account advised by DFA Australia Limited	Sale	\$ (183,486.22)	(41,357)	(41,357)
Dec 16 2016	Separate Account advised by DFA Australia Limited	Sale	\$ (16,090.10)	(3,704)	(3,704)
Nov 22 2016	Separate Account advised by DFA Australia Limited	Sale	\$ (14,535.03)	(3,592)	(3,592)
Nov 21 2016	Separate Account advised by DFA Australia Limited	Sale	\$ (14,235.23)	(3,601)	(3,601)
Oct 12 2016	Separate Account advised by DFA Australia Limited	Purchase	\$ 17,559.90	4,716	4,716
Oct 11 2016	Separate Account advised by DFA Australia Limited	Purchase	\$ 52,284.59	13,959	13,959

Nov 5 2014	Separate Account advised by DFA Australia Limited	Transfer	\$ (86,011.20)	(23,892)	(23,892)
Oct 10 2014	Separate Account advised by DFA Australia Limited	Transfer	\$ (156,459.80)	(48,590)	(48,590)
May 27 2014	Separate Account advised by DFA Australia Limited	Transfer	\$ (326,322.72)	(95,416)	(95,416)
Jun 7 2021	Separate Account advised by Dimensional Fund Advisors Ltd.	Sale	\$ (144,975.03)	(23,820)	(23,820)
Apr 30 2021	Separate Account advised by Dimensional Fund Advisors Ltd.	Sale	\$ (65,752.40)	(11,038)	(11,038)
Sep 10 2019	Separate Account advised by Dimensional Fund Advisors Ltd.	Purchase	\$ 36,394.58	9,238	9,238
Feb 6 2019	Separate Account advised by Dimensional Fund Advisors Ltd.	Sale	\$ (31,904.83)	(10,464)	(10,464)
Sep 21 2018	Separate Account advised by Dimensional Fund Advisors Ltd.	Sale	\$ (32,780.04)	(8,495)	(8,495)
Jun 15 2018	Separate Account advised by Dimensional Fund Advisors Ltd.	Sale	\$ (19,663.36)	(4,141)	(4,141)
Jan 10 2018	Separate Account advised by Dimensional Fund Advisors Ltd.	Purchase	\$ 19,723.98	4,231	4,231
Sep 15 2017	Separate Account advised by Dimensional Fund Advisors Ltd.	Sale	\$ (100,184.20)	(22,752)	(22,752)
Oct 23 2014	Separate Account advised by Dimensional Fund Advisors Ltd.	Purchase	\$ 59,285.46	17,328	17,328
Oct 22 2014	Separate Account advised by Dimensional Fund Advisors Ltd.	Purchase	\$ 169,772.08	49,913	49,913
Jul 2 2021	Separate Account advised by DFA Australia Limited	Sale	\$ (156,031.79)	(27,693)	(27,693)
Dec 21 2020	Separate Account advised by DFA Australia Limited	Sale	\$ (267,614.09)	(52,057)	(52,057)
Dec 2 2020	Separate Account advised by DFA Australia Limited	Sale	\$ (284,358.03)	(57,812)	(57,812)
Dec 2 2020	Separate Account advised by DFA Australia Limited	Transfer	\$ (29,908.68)	(6,079)	(6,079)
Aug 14 2020	Separate Account advised by DFA Australia Limited	Purchase	\$ 32,037.81	8,897	8,897
Aug 4 2020	Separate Account advised by DFA Australia Limited	Purchase	\$ 32,353.79	9,000	9,000
Mar 9 2018	Separate Account advised by DFA Australia Limited	Sale	\$ (443,784.68)	(80,892)	(80,892)

Mar 6 2018	Separate Account advised by DFA Australia Limited	Transfer	\$ (40,225.57)	(7,463)	(7,463)
Mar 6 2018	Separate Account advised by DFA Australia Limited	Sale	\$ (172,402.63)	(32,437)	(32,437)
Oct 30 2017	Separate Account advised by DFA Australia Limited	Sale	\$ (137,856.79)	(28,713)	(28,713)
Oct 27 2017	Separate Account advised by DFA Australia Limited	Sale	\$ (200,789.19)	(42,917)	(42,917)
Oct 27 2017	Separate Account advised by DFA Australia Limited	Transfer	\$ (27,242.36)	(5,846)	(5,846)
Jul 3 2017	Separate Account advised by DFA Australia Limited	Sale	\$ (562,715.39)	(133,139)	(133,139)
Oct 6 2016	Separate Account advised by DFA Australia Limited	Purchase	\$ 90,618.92	24,285	24,285
Jun 3 2015	Separate Account advised by DFA Australia Limited	Sale	\$ (209,818.83)	(53,770)	(53,770)
Jun 2 2015	Separate Account advised by DFA Australia Limited	Sale	\$ (267,381.04)	(68,390)	(68,390)
Jun 1 2015	Separate Account advised by DFA Australia Limited	Sale	\$ (621,324.41)	(153,319)	(153,319)
May 29 2015	Separate Account advised by DFA Australia Limited	Sale	\$ (287,853.09)	(68,593)	(68,593)
May 28 2015	Separate Account advised by DFA Australia Limited	Sale	\$ (595,099.40)	(142,585)	(142,585)
May 27 2015	Separate Account advised by DFA Australia Limited	Sale	\$ (204,574.09)	(48,688)	(48,688)
Feb 18 2015	Separate Account advised by DFA Australia Limited	Sale	\$ (71,555.60)	(16,534)	(16,534)
Feb 17 2015	Separate Account advised by DFA Australia Limited	Sale	\$ (272,273.74)	(63,321)	(63,321)
Feb 16 2015	Separate Account advised by DFA Australia Limited	Sale	\$ (307,878.16)	(71,578)	(71,578)
Feb 13 2015	Separate Account advised by DFA Australia Limited	Sale	\$ (253,740.28)	(59,513)	(59,513)
Feb 12 2015	Separate Account advised by DFA Australia Limited	Sale	\$ (256,494.06)	(61,615)	(61,615)
Feb 9 2015	Separate Account advised by DFA Australia Limited	Sale	\$ (83,442.36)	(19,933)	(19,933)
Dec 30 2014	Separate Account advised by DFA Australia Limited	Sale	\$ (218,885.82)	(56,567)	(56,567)

Oct 22 2013	Separate Account advised by DFA Australia Limited	Purchase	\$ 94,296.88	39,708	39,708
Dec 20 2013	Separate Account advised by DFA Australia Limited	Sale	\$ (321,746.34)	(123,048)	(123,048)
Dec 19 2013	Separate Account advised by DFA Australia Limited	Sale	\$ (298,399.16)	(116,638)	(116,638)
Dec 18 2013	Separate Account advised by DFA Australia Limited	Sale	\$ (538,069.75)	(210,567)	(210,567)
Dec 17 2013	Separate Account advised by DFA Australia Limited	Sale	\$ (439,572.65)	(173,091)	(173,091)
Dec 16 2013	Separate Account advised by DFA Australia Limited	Transfer	\$ 1,601,994.08	623,344	623,344
May 2 2014	Separate Account advised by Dimensional Fund Advisors Ltd.	Sale	\$ (41,256.65)	(11,722)	(11,722)
Apr 30 2014	Separate Account advised by Dimensional Fund Advisors Ltd.	Sale	\$ (54,955.49)	(15,006)	(15,006)
Apr 29 2014	Separate Account advised by Dimensional Fund Advisors Ltd.	Sale	\$ (61,439.72)	(16,380)	(16,380)
Apr 28 2014	Separate Account advised by Dimensional Fund Advisors Ltd.	Sale	\$ (424,383.89)	(112,295)	(112,295)
Apr 30 2014	Separate Account advised by Dimensional Fund Advisors Ltd.	Sale	\$ (24,756.70)	(6,760)	(6,760)
Apr 29 2014	Separate Account advised by Dimensional Fund Advisors Ltd.	Sale	\$ (15,536.22)	(4,142)	(4,142)
Apr 28 2014	Separate Account advised by Dimensional Fund Advisors Ltd.	Sale	\$ (107,310.04)	(28,395)	(28,395)
May 31 2016	Separate Account advised by Dimensional Fund Advisors LP	Transfer	\$ (149,336.82)	(41,598)	(41,598)
Sep 23 2014	Separate Account advised by Dimensional Fund Advisors LP	Purchase	\$ 64,695.89	18,916	18,916
May 8 2015	Separate Account advised by DFA Australia Limited	Transfer	\$ (2,350,772.19)	(623,547)	(623,547)
Mar 12 2015	Separate Account advised by DFA Australia Limited	Purchase	\$ 50,054.17	12,483	12,483
Mar 11 2015	Separate Account advised by DFA Australia Limited	Purchase	\$ 88,430.70	22,539	22,539
Feb 24 2015	Separate Account advised by DFA Australia Limited	Purchase	\$ 68,279.99	15,541	15,541
Feb 12 2015	Separate Account advised by DFA Australia Limited	Purchase	\$ 64,727.29	15,639	15,639

Feb 11 2015	Separate Account advised by DFA Australia Limited	Purchase	\$ 107,259.35	26,362	26,362
Jan 14 2015	Separate Account advised by DFA Australia Limited	Purchase	\$ 174,380.07	47,106	47,106
Nov 18 2014	Separate Account advised by DFA Australia Limited	Purchase	\$ 110,715.96	31,728	31,728
Nov 12 2014	Separate Account advised by DFA Australia Limited	Purchase	\$ 150,482.37	42,157	42,157
Nov 10 2014	Separate Account advised by DFA Australia Limited	Purchase	\$ 12,288.38	3,431	3,431
Oct 13 2014	Separate Account advised by DFA Australia Limited	Purchase	\$ 30,841.21	9,646	9,646
Oct 9 2014	Separate Account advised by DFA Australia Limited	Purchase	\$ 93,098.15	28,942	28,942
Oct 8 2014	Separate Account advised by DFA Australia Limited	Purchase	\$ 86,459.65	27,240	27,240
Aug 13 2014	Separate Account advised by DFA Australia Limited	Purchase	\$ 121,363.38	33,337	33,337
Aug 12 2014	Separate Account advised by DFA Australia Limited	Purchase	\$ 62,411.54	16,783	16,783
Aug 11 2014	Separate Account advised by DFA Australia Limited	Purchase	\$ 127,515.10	34,481	34,481
Aug 8 2014	Separate Account advised by DFA Australia Limited	Purchase	\$ 154,869.66	41,938	41,938
Aug 7 2014	Separate Account advised by DFA Australia Limited	Purchase	\$ 38,630.08	10,407	10,407
Aug 6 2014	Separate Account advised by DFA Australia Limited	Purchase	\$ 47,536.55	12,657	12,657
Jul 14 2014	Separate Account advised by DFA Australia Limited	Purchase	\$ 80,105.80	21,355	21,355
Jul 11 2014	Separate Account advised by DFA Australia Limited	Purchase	\$ 143,956.36	38,869	38,869
Jul 10 2014	Separate Account advised by DFA Australia Limited	Purchase	\$ 84,591.52	23,265	23,265
Jul 9 2014	Separate Account advised by DFA Australia Limited	Purchase	\$ 160,253.56	44,618	44,618
Jul 7 2014	Separate Account advised by DFA Australia Limited	Purchase	\$ 166,942.82	46,809	46,809
Jul 3 2014	Separate Account advised by DFA Australia Limited	Purchase	\$ 57,189.24	16,214	16,214

May 5 2021	DFA International Small Cap Value Portfolio of DFA Investment Dimensions Group Inc.	Transfer	\$ (38,254.71)	(6,261)	(6,261)
Mar 31 2021	DFA International Small Cap Value Portfolio of DFA Investment Dimensions Group Inc.	Sale	\$ (233,958.04)	(40,308)	(40,308)
Mar 30 2021	DFA International Small Cap Value Portfolio of DFA Investment Dimensions Group Inc.	Sale	\$ (193,311.25)	(33,385)	(33,385)
Mar 29 2021	DFA International Small Cap Value Portfolio of DFA Investment Dimensions Group Inc.	Transfer	\$ (59,305.00)	(10,225)	(10,225)
Mar 29 2021	DFA International Small Cap Value Portfolio of DFA Investment Dimensions Group Inc.	Sale	\$ (164,884.05)	(28,290)	(28,290)
Feb 1 2021	DFA International Small Cap Value Portfolio of DFA Investment Dimensions Group Inc.	Sale	\$ (306,964.52)	(57,787)	(57,787)
Jan 29 2021	DFA International Small Cap Value Portfolio of DFA Investment Dimensions Group Inc.	Sale	\$ (181,749.03)	(34,359)	(34,359)
Jan 29 2021	DFA International Small Cap Value Portfolio of DFA Investment Dimensions Group Inc.	Transfer	\$ (37,121.88)	(7,044)	(7,044)
Jan 28 2021	DFA International Small Cap Value Portfolio of DFA Investment Dimensions Group Inc.	Sale	\$ (268,000.95)	(51,106)	(51,106)
Jan 28 2021	DFA International Small Cap Value Portfolio of DFA Investment Dimensions Group Inc.	Transfer	\$ (27,478.56)	(5,244)	(5,244)
Jan 27 2021	DFA International Small Cap Value Portfolio of DFA Investment Dimensions Group Inc.	Sale	\$ (364,768.34)	(66,681)	(66,681)
Jan 25 2021	DFA International Small Cap Value Portfolio of DFA Investment Dimensions Group Inc.	Sale	\$ (103,255.05)	(18,969)	(18,969)
Jan 22 2021	DFA International Small Cap Value Portfolio of DFA Investment Dimensions Group Inc.	Sale	\$ (137,832.16)	(25,445)	(25,445)
Jan 21 2021	DFA International Small Cap Value Portfolio of DFA Investment Dimensions Group Inc.	Sale	\$ (212,667.21)	(39,224)	(39,224)
Jan 20 2021	DFA International Small Cap Value Portfolio of DFA Investment Dimensions Group Inc.	Sale	\$ (172,087.03)	(31,964)	(31,964)
Jan 19 2021	DFA International Small Cap Value Portfolio of DFA Investment Dimensions Group Inc.	Sale	\$ (193,858.33)	(36,259)	(36,259)
Jan 18 2021	DFA International Small Cap Value Portfolio of DFA Investment Dimensions Group Inc.	Sale	\$ (126,625.80)	(24,126)	(24,126)
Jan 15 2021	DFA International Small Cap Value Portfolio of DFA Investment Dimensions Group Inc.	Sale	\$ (476,768.78)	(90,561)	(90,561)
Jan 14 2021	DFA International Small Cap Value Portfolio of DFA Investment Dimensions Group Inc.	Sale	\$ (201,276.89)	(38,280)	(38,280)
Jan 13 2021	DFA International Small Cap Value Portfolio of DFA Investment Dimensions Group Inc.	Sale	\$ (256,805.22)	(49,248)	(49,248)

Sep 10 2020	DFA International Small Cap Value Portfolio of DFA Investment Dimensions Group Inc.	Purchase	\$ 160,343.33	41,617	41,617
Aug 25 2020	DFA International Small Cap Value Portfolio of DFA Investment Dimensions Group Inc.	Purchase	\$ 262,990.04	70,977	70,977
Aug 24 2020	DFA International Small Cap Value Portfolio of DFA Investment Dimensions Group Inc.	Purchase	\$ 241,705.65	65,934	65,934
Aug 20 2020	DFA International Small Cap Value Portfolio of DFA Investment Dimensions Group Inc.	Purchase	\$ 351,475.43	95,635	95,635
Aug 19 2020	DFA International Small Cap Value Portfolio of DFA Investment Dimensions Group Inc.	Purchase	\$ 140,102.22	38,628	38,628
Jun 26 2020	DFA International Small Cap Value Portfolio of DFA Investment Dimensions Group Inc.	Sale	\$ (675,066.05)	(184,948)	(184,948)
Jun 26 2020	DFA International Small Cap Value Portfolio of DFA Investment Dimensions Group Inc.	Transfer	\$ (37,934.45)	(10,393)	(10,393)
Jun 25 2020	DFA International Small Cap Value Portfolio of DFA Investment Dimensions Group Inc.	Sale	\$ (658,028.84)	(179,264)	(179,264)
Jun 24 2020	DFA International Small Cap Value Portfolio of DFA Investment Dimensions Group Inc.	Sale	\$ (216,941.66)	(57,728)	(57,728)
Jun 23 2020	DFA International Small Cap Value Portfolio of DFA Investment Dimensions Group Inc.	Sale	\$ (505,207.51)	(132,306)	(132,306)
Jun 22 2020	DFA International Small Cap Value Portfolio of DFA Investment Dimensions Group Inc.	Sale	\$ (687,329.73)	(183,886)	(183,886)
Jun 19 2020	DFA International Small Cap Value Portfolio of DFA Investment Dimensions Group Inc.	Sale	\$ (179,008.45)	(48,092)	(48,092)
Jun 18 2020	DFA International Small Cap Value Portfolio of DFA Investment Dimensions Group Inc.	Transfer	\$ (38,454.10)	(10,393)	(10,393)
Jun 18 2020	DFA International Small Cap Value Portfolio of DFA Investment Dimensions Group Inc.	Sale	\$ (342,616.93)	(91,528)	(91,528)
Jun 17 2020	DFA International Small Cap Value Portfolio of DFA Investment Dimensions Group Inc.	Sale	\$ (1,302,680.63)	(336,857)	(336,857)
Jun 16 2020	DFA International Small Cap Value Portfolio of DFA Investment Dimensions Group Inc.	Sale	\$ (1,271,628.39)	(333,815)	(333,815)
Jun 11 2020	DFA International Small Cap Value Portfolio of DFA Investment Dimensions Group Inc.	Sale	\$ (417,404.68)	(103,762)	(103,762)
Jun 10 2020	DFA International Small Cap Value Portfolio of DFA Investment Dimensions Group Inc.	Sale	\$ (782,300.20)	(188,762)	(188,762)
Jun 9 2020	DFA International Small Cap Value Portfolio of DFA Investment Dimensions Group Inc.	Sale	\$ (804,114.78)	(192,222)	(192,222)
Jun 5 2020	DFA International Small Cap Value Portfolio of DFA Investment Dimensions Group Inc.	Sale	\$ (971,319.74)	(228,732)	(228,732)

Jun 4 2020	DFA International Small Cap Value Portfolio of DFA Investment Dimensions Group Inc.	Sale	\$ (560,211.11)	(130,746)	(130,746)
May 8 2020	DFA International Small Cap Value Portfolio of DFA Investment Dimensions Group Inc.	Transfer	\$ (230,507.20)	(65,485)	(65,485)
May 8 2020	DFA International Small Cap Value Portfolio of DFA Investment Dimensions Group Inc.	Transfer	\$ (696,836.80)	(197,965)	(197,965)
May 8 2020	DFA International Small Cap Value Portfolio of DFA Investment Dimensions Group Inc.	Sale	\$ (420,167.30)	(120,351)	(120,351)
May 8 2020	DFA International Small Cap Value Portfolio of DFA Investment Dimensions Group Inc.	Transfer	\$ (41,423.36)	(11,768)	(11,768)
May 7 2020	DFA International Small Cap Value Portfolio of DFA Investment Dimensions Group Inc.	Transfer	\$ (118,477.04)	(34,441)	(34,441)
May 7 2020	DFA International Small Cap Value Portfolio of DFA Investment Dimensions Group Inc.	Sale	\$ (490,380.57)	(144,501)	(144,501)
May 7 2020	DFA International Small Cap Value Portfolio of DFA Investment Dimensions Group Inc.	Transfer	\$ (201,267.52)	(58,508)	(58,508)
Apr 8 2020	DFA International Small Cap Value Portfolio of DFA Investment Dimensions Group Inc.	Sale	\$ (1,364,361.86)	(429,398)	(429,398)
Apr 7 2020	DFA International Small Cap Value Portfolio of DFA Investment Dimensions Group Inc.	Sale	\$ (1,229,222.50)	(383,991)	(383,991)
Apr 6 2020	DFA International Small Cap Value Portfolio of DFA Investment Dimensions Group Inc.	Sale	\$ (132,469.06)	(41,614)	(41,614)
Mar 17 2020	DFA International Small Cap Value Portfolio of DFA Investment Dimensions Group Inc.	Sale	\$ (735,465.63)	(211,743)	(211,743)
Mar 16 2020	DFA International Small Cap Value Portfolio of DFA Investment Dimensions Group Inc.	Sale	\$ (507,906.59)	(149,007)	(149,007)
Sep 25 2019	DFA International Small Cap Value Portfolio of DFA Investment Dimensions Group Inc.	Purchase	\$ 293,195.67	68,541	68,541
Sep 24 2019	DFA International Small Cap Value Portfolio of DFA Investment Dimensions Group Inc.	Purchase	\$ 631,966.15	145,608	145,608
Sep 20 2019	DFA International Small Cap Value Portfolio of DFA Investment Dimensions Group Inc.	Purchase	\$ 224,914.94	52,785	52,785
Sep 18 2019	DFA International Small Cap Value Portfolio of DFA Investment Dimensions Group Inc.	Purchase	\$ 386,554.73	94,630	94,630
Sep 17 2019	DFA International Small Cap Value Portfolio of DFA Investment Dimensions Group Inc.	Purchase	\$ 381,185.33	91,109	91,109
Sep 16 2019	DFA International Small Cap Value Portfolio of DFA Investment Dimensions Group Inc.	Purchase	\$ 403,516.77	94,752	94,752
Dec 17 2018	DFA International Small Cap Value Portfolio of DFA Investment Dimensions Group Inc.	Sale	\$ (1,309,665.22)	(492,016)	(492,016)

Dec 13 2018	DFA International Small Cap Value Portfolio of DFA Investment Dimensions Group Inc.	Sale	\$ (507,792.88)	(181,433)	(181,433)
Dec 12 2018	DFA International Small Cap Value Portfolio of DFA Investment Dimensions Group Inc.	Sale	\$ (445,620.45)	(160,810)	(160,810)
Dec 11 2018	DFA International Small Cap Value Portfolio of DFA Investment Dimensions Group Inc.	Sale	\$ (1,381,182.69)	(498,730)	(498,730)
Oct 4 2018	DFA International Small Cap Value Portfolio of DFA Investment Dimensions Group Inc.	Purchase	\$ 542,819.14	143,102	143,102
Oct 3 2018	DFA International Small Cap Value Portfolio of DFA Investment Dimensions Group Inc.	Purchase	\$ 827,363.19	220,171	220,171
Oct 2 2018	DFA International Small Cap Value Portfolio of DFA Investment Dimensions Group Inc.	Purchase	\$ 329,417.57	88,541	88,541
Oct 1 2018	DFA International Small Cap Value Portfolio of DFA Investment Dimensions Group Inc.	Purchase	\$ 368,207.67	98,259	98,259
Sep 28 2018	DFA International Small Cap Value Portfolio of DFA Investment Dimensions Group Inc.	Purchase	\$ 767,845.20	202,971	202,971
Sep 24 2018	DFA International Small Cap Value Portfolio of DFA Investment Dimensions Group Inc.	Purchase	\$ 248,837.38	64,423	64,423
Sep 21 2018	DFA International Small Cap Value Portfolio of DFA Investment Dimensions Group Inc.	Purchase	\$ 429,201.28	110,398	110,398
Sep 18 2018	DFA International Small Cap Value Portfolio of DFA Investment Dimensions Group Inc.	Purchase	\$ 705,070.70	185,553	185,553
Sep 17 2018	DFA International Small Cap Value Portfolio of DFA Investment Dimensions Group Inc.	Purchase	\$ 221,193.64	56,288	56,288
Sep 14 2018	DFA International Small Cap Value Portfolio of DFA Investment Dimensions Group Inc.	Purchase	\$ 473,358.31	120,240	120,240
Sep 13 2018	DFA International Small Cap Value Portfolio of DFA Investment Dimensions Group Inc.	Purchase	\$ 655,073.61	164,179	164,179
Sep 12 2018	DFA International Small Cap Value Portfolio of DFA Investment Dimensions Group Inc.	Purchase	\$ 430,485.40	105,814	105,814
Aug 14 2018	DFA International Small Cap Value Portfolio of DFA Investment Dimensions Group Inc.	Purchase	\$ 84,240.28	19,819	19,819
Aug 13 2018	DFA International Small Cap Value Portfolio of DFA Investment Dimensions Group Inc.	Purchase	\$ 632,824.16	150,091	150,091
Aug 10 2018	DFA International Small Cap Value Portfolio of DFA Investment Dimensions Group Inc.	Purchase	\$ 192,636.75	44,953	44,953
Aug 9 2018	DFA International Small Cap Value Portfolio of DFA Investment Dimensions Group Inc.	Purchase	\$ 603,900.72	139,957	139,957
Aug 8 2018	DFA International Small Cap Value Portfolio of DFA Investment Dimensions Group Inc.	Purchase	\$ 443,323.76	102,493	102,493

Aug 3 2018	DFA International Small Cap Value Portfolio of DFA Investment Dimensions Group Inc.	Purchase	\$ 161,138.17	38,664	38,664
Aug 2 2018	DFA International Small Cap Value Portfolio of DFA Investment Dimensions Group Inc.	Purchase	\$ 307,749.55	73,956	73,956
Aug 1 2018	DFA International Small Cap Value Portfolio of DFA Investment Dimensions Group Inc.	Purchase	\$ 192,428.93	44,978	44,978
Jul 30 2018	DFA International Small Cap Value Portfolio of DFA Investment Dimensions Group Inc.	Purchase	\$ 141,777.78	33,542	33,542
Jul 27 2018	DFA International Small Cap Value Portfolio of DFA Investment Dimensions Group Inc.	Purchase	\$ 388,133.37	92,043	92,043
May 18 2018	DFA International Small Cap Value Portfolio of DFA Investment Dimensions Group Inc.	Transfer	\$ (85,984.83)	(16,193)	(16,193)
May 18 2018	DFA International Small Cap Value Portfolio of DFA Investment Dimensions Group Inc.	Sale	\$ (335,677.56)	(63,537)	(63,537)
May 17 2018	DFA International Small Cap Value Portfolio of DFA Investment Dimensions Group Inc.	Transfer	\$ (42,726.98)	(8,123)	(8,123)
May 17 2018	DFA International Small Cap Value Portfolio of DFA Investment Dimensions Group Inc.	Sale	\$ (313,760.53)	(59,070)	(59,070)
May 16 2018	DFA International Small Cap Value Portfolio of DFA Investment Dimensions Group Inc.	Sale	\$ (221,101.62)	(41,031)	(41,031)
May 11 2018	DFA International Small Cap Value Portfolio of DFA Investment Dimensions Group Inc.	Sale	\$ (298,953.36)	(57,170)	(57,170)
May 7 2018	DFA International Small Cap Value Portfolio of DFA Investment Dimensions Group Inc.	Sale	\$ (886,344.94)	(153,410)	(153,410)
May 4 2018	DFA International Small Cap Value Portfolio of DFA Investment Dimensions Group Inc.	Sale	\$ (211,032.79)	(36,953)	(36,953)
May 3 2018	DFA International Small Cap Value Portfolio of DFA Investment Dimensions Group Inc.	Sale	\$ (719,521.77)	(128,205)	(128,205)
May 2 2018	DFA International Small Cap Value Portfolio of DFA Investment Dimensions Group Inc.	Sale	\$ (366,433.59)	(63,816)	(63,816)
May 1 2018	DFA International Small Cap Value Portfolio of DFA Investment Dimensions Group Inc.	Sale	\$ (516,257.18)	(91,359)	(91,359)
Apr 30 2018	DFA International Small Cap Value Portfolio of DFA Investment Dimensions Group Inc.	Sale	\$ (523,918.77)	(92,120)	(92,120)
Apr 30 2018	DFA International Small Cap Value Portfolio of DFA Investment Dimensions Group Inc.	Transfer	\$ (72,152.52)	(12,793)	(12,793)
Apr 27 2018	DFA International Small Cap Value Portfolio of DFA Investment Dimensions Group Inc.	Sale	\$ (299,224.08)	(53,316)	(53,316)
Apr 26 2018	DFA International Small Cap Value Portfolio of DFA Investment Dimensions Group Inc.	Sale	\$ (380,073.28)	(69,240)	(69,240)

Apr 24 2018	DFA International Small Cap Value Portfolio of DFA Investment Dimensions Group Inc.	Sale	\$ (461,473.38)	(84,304)	(84,304)
Apr 23 2018	DFA International Small Cap Value Portfolio of DFA Investment Dimensions Group Inc.	Sale	\$ (186,284.74)	(33,219)	(33,219)
Apr 23 2018	DFA International Small Cap Value Portfolio of DFA Investment Dimensions Group Inc.	Transfer	\$ (253,956.56)	(45,188)	(45,188)
Apr 20 2018	DFA International Small Cap Value Portfolio of DFA Investment Dimensions Group Inc.	Sale	\$ (306,697.42)	(55,230)	(55,230)
Apr 19 2018	DFA International Small Cap Value Portfolio of DFA Investment Dimensions Group Inc.	Sale	\$ (123,805.28)	(22,079)	(22,079)
Apr 17 2018	DFA International Small Cap Value Portfolio of DFA Investment Dimensions Group Inc.	Sale	\$ (192,844.76)	(34,619)	(34,619)
Apr 16 2018	DFA International Small Cap Value Portfolio of DFA Investment Dimensions Group Inc.	Sale	\$ (119,603.86)	(21,775)	(21,775)
Apr 13 2018	DFA International Small Cap Value Portfolio of DFA Investment Dimensions Group Inc.	Sale	\$ (548,498.12)	(102,918)	(102,918)
Apr 12 2018	DFA International Small Cap Value Portfolio of DFA Investment Dimensions Group Inc.	Sale	\$ (131,031.07)	(24,612)	(24,612)
Mar 29 2018	DFA International Small Cap Value Portfolio of DFA Investment Dimensions Group Inc.	Sale	\$ (544,793.04)	(105,294)	(105,294)
Mar 28 2018	DFA International Small Cap Value Portfolio of DFA Investment Dimensions Group Inc.	Sale	\$ (175,730.70)	(33,463)	(33,463)
Mar 27 2018	DFA International Small Cap Value Portfolio of DFA Investment Dimensions Group Inc.	Sale	\$ (309,166.81)	(58,738)	(58,738)
Mar 26 2018	DFA International Small Cap Value Portfolio of DFA Investment Dimensions Group Inc.	Sale	\$ (797,536.98)	(156,256)	(156,256)
Mar 23 2018	DFA International Small Cap Value Portfolio of DFA Investment Dimensions Group Inc.	Sale	\$ (170,053.50)	(32,837)	(32,837)
Mar 22 2018	DFA International Small Cap Value Portfolio of DFA Investment Dimensions Group Inc.	Sale	\$ (501,343.51)	(94,403)	(94,403)
Mar 21 2018	DFA International Small Cap Value Portfolio of DFA Investment Dimensions Group Inc.	Transfer	\$ (201,406.17)	(38,073)	(38,073)
Mar 21 2018	DFA International Small Cap Value Portfolio of DFA Investment Dimensions Group Inc.	Sale	\$ (337,635.00)	(63,829)	(63,829)
Mar 19 2018	DFA International Small Cap Value Portfolio of DFA Investment Dimensions Group Inc.	Sale	\$ (389,537.16)	(73,274)	(73,274)
Mar 16 2018	DFA International Small Cap Value Portfolio of DFA Investment Dimensions Group Inc.	Sale	\$ (29,931.72)	(5,555)	(5,555)
Mar 15 2018	DFA International Small Cap Value Portfolio of DFA Investment Dimensions Group Inc.	Sale	\$ (48,839.08)	(9,064)	(9,064)

Mar 14 2018	DFA International Small Cap Value Portfolio of DFA Investment Dimensions Group Inc.	Sale	\$ (518,928.07)	(96,033)	(96,033)
Mar 13 2018	DFA International Small Cap Value Portfolio of DFA Investment Dimensions Group Inc.	Sale	\$ (666,439.57)	(122,134)	(122,134)
Mar 12 2018	DFA International Small Cap Value Portfolio of DFA Investment Dimensions Group Inc.	Sale	\$ (221,828.64)	(40,712)	(40,712)
Mar 8 2018	DFA International Small Cap Value Portfolio of DFA Investment Dimensions Group Inc.	Sale	\$ (226,520.94)	(41,220)	(41,220)
Dec 29 2017	DFA International Small Cap Value Portfolio of DFA Investment Dimensions Group Inc.	Purchase	\$ 158,358.14	33,342	33,342
Dec 28 2017	DFA International Small Cap Value Portfolio of DFA Investment Dimensions Group Inc.	Purchase	\$ 213,631.24	44,938	44,938
Nov 14 2017	DFA International Small Cap Value Portfolio of DFA Investment Dimensions Group Inc.	Purchase	\$ 565,848.86	127,789	127,789
Nov 13 2017	DFA International Small Cap Value Portfolio of DFA Investment Dimensions Group Inc.	Purchase	\$ 892,997.09	202,554	202,554
Sep 20 2017	DFA International Small Cap Value Portfolio of DFA Investment Dimensions Group Inc.	Purchase	\$ 38,907.50	8,643	8,643
Sep 14 2017	DFA International Small Cap Value Portfolio of DFA Investment Dimensions Group Inc.	Purchase	\$ 451,932.01	103,446	103,446
Aug 29 2017	DFA International Small Cap Value Portfolio of DFA Investment Dimensions Group Inc.	Transfer	\$ 152,364.52	37,436	37,436
Aug 29 2017	DFA International Small Cap Value Portfolio of DFA Investment Dimensions Group Inc.	Purchase	\$ 332,317.62	81,479	81,479
Aug 28 2017	DFA International Small Cap Value Portfolio of DFA Investment Dimensions Group Inc.	Purchase	\$ 350,489.48	83,825	83,825
Aug 25 2017	DFA International Small Cap Value Portfolio of DFA Investment Dimensions Group Inc.	Purchase	\$ 241,592.74	57,537	57,537
Aug 24 2017	DFA International Small Cap Value Portfolio of DFA Investment Dimensions Group Inc.	Purchase	\$ 270,949.21	64,016	64,016
Aug 23 2017	DFA International Small Cap Value Portfolio of DFA Investment Dimensions Group Inc.	Purchase	\$ 209,946.42	49,609	49,609
Aug 22 2017	DFA International Small Cap Value Portfolio of DFA Investment Dimensions Group Inc.	Purchase	\$ 104,290.47	24,708	24,708
Jul 7 2017	DFA International Small Cap Value Portfolio of DFA Investment Dimensions Group Inc.	Transfer	\$ (156,281.84)	(37,388)	(37,388)
Jul 7 2017	DFA International Small Cap Value Portfolio of DFA Investment Dimensions Group Inc.	Transfer	\$ (29,636.20)	(7,090)	(7,090)
Jun 21 2017	DFA International Small Cap Value Portfolio of DFA Investment Dimensions Group Inc.	Sale	\$ (227,653.30)	(53,610)	(53,610)

Jun 20 2017	DFA International Small Cap Value Portfolio of DFA Investment Dimensions Group Inc.	Sale	\$ (311,487.44)	(72,396)	(72,396)
Jun 7 2017	DFA International Small Cap Value Portfolio of DFA Investment Dimensions Group Inc.	Sale	\$ (465,000.64)	(117,440)	(117,440)
Apr 12 2017	DFA International Small Cap Value Portfolio of DFA Investment Dimensions Group Inc.	Sale	\$ (416,093.10)	(89,694)	(89,694)
Apr 11 2017	DFA International Small Cap Value Portfolio of DFA Investment Dimensions Group Inc.	Sale	\$ (263,222.75)	(57,047)	(57,047)
Apr 11 2017	DFA International Small Cap Value Portfolio of DFA Investment Dimensions Group Inc.	Transfer	\$ (30,122.40)	(6,520)	(6,520)
Apr 10 2017	DFA International Small Cap Value Portfolio of DFA Investment Dimensions Group Inc.	Sale	\$ (297,192.71)	(65,424)	(65,424)
Mar 27 2017	DFA International Small Cap Value Portfolio of DFA Investment Dimensions Group Inc.	Sale	\$ (274,949.39)	(62,575)	(62,575)
Mar 23 2017	DFA International Small Cap Value Portfolio of DFA Investment Dimensions Group Inc.	Sale	\$ (493,876.94)	(113,435)	(113,435)
Mar 22 2017	DFA International Small Cap Value Portfolio of DFA Investment Dimensions Group Inc.	Transfer	\$ (42,529.95)	(9,777)	(9,777)
Mar 22 2017	DFA International Small Cap Value Portfolio of DFA Investment Dimensions Group Inc.	Sale	\$ (243,528.36)	(55,915)	(55,915)
Jan 17 2017	DFA International Small Cap Value Portfolio of DFA Investment Dimensions Group Inc.	Transfer	\$ (301,203.36)	(69,723)	(69,723)
Jan 13 2017	DFA International Small Cap Value Portfolio of DFA Investment Dimensions Group Inc.	Transfer	\$ (1,096,275.32)	(252,598)	(252,598)
Jan 6 2017	DFA International Small Cap Value Portfolio of DFA Investment Dimensions Group Inc.	Sale	\$ (314,222.87)	(69,205)	(69,205)
Dec 20 2016	DFA International Small Cap Value Portfolio of DFA Investment Dimensions Group Inc.	Sale	\$ (549,910.57)	(123,943)	(123,943)
Jul 12 2016	DFA International Small Cap Value Portfolio of DFA Investment Dimensions Group Inc.	Transfer	\$ (299,404.49)	(77,824)	(77,824)
Apr 29 2016	DFA International Small Cap Value Portfolio of DFA Investment Dimensions Group Inc.	Purchase	\$ 218,877.58	63,881	63,881
Apr 28 2016	DFA International Small Cap Value Portfolio of DFA Investment Dimensions Group Inc.	Purchase	\$ 189,677.25	56,725	56,725
Apr 27 2016	DFA International Small Cap Value Portfolio of DFA Investment Dimensions Group Inc.	Purchase	\$ 327,713.03	100,440	100,440
Mar 29 2016	DFA International Small Cap Value Portfolio of DFA Investment Dimensions Group Inc.	Purchase	\$ 234,243.69	71,377	71,377
Mar 24 2016	DFA International Small Cap Value Portfolio of DFA Investment Dimensions Group Inc.	Purchase	\$ 235,510.59	72,885	72,885

Mar 15 2016	DFA International Small Cap Value Portfolio of DFA Investment Dimensions Group Inc.	Purchase	\$ 175,280.94	53,438	53,438
Mar 14 2016	DFA International Small Cap Value Portfolio of DFA Investment Dimensions Group Inc.	Purchase	\$ 312,613.72	96,615	96,615
Mar 11 2016	DFA International Small Cap Value Portfolio of DFA Investment Dimensions Group Inc.	Purchase	\$ 202,638.08	63,268	63,268
Mar 10 2016	DFA International Small Cap Value Portfolio of DFA Investment Dimensions Group Inc.	Purchase	\$ 174,882.91	54,621	54,621
Mar 9 2016	DFA International Small Cap Value Portfolio of DFA Investment Dimensions Group Inc.	Purchase	\$ 218,171.20	68,875	68,875
Mar 8 2016	DFA International Small Cap Value Portfolio of DFA Investment Dimensions Group Inc.	Purchase	\$ 207,402.34	65,988	65,988
Mar 7 2016	DFA International Small Cap Value Portfolio of DFA Investment Dimensions Group Inc.	Purchase	\$ 483,071.65	155,658	155,658
Mar 4 2016	DFA International Small Cap Value Portfolio of DFA Investment Dimensions Group Inc.	Purchase	\$ 156,217.81	51,776	51,776
Mar 3 2016	DFA International Small Cap Value Portfolio of DFA Investment Dimensions Group Inc.	Purchase	\$ 361,416.26	123,635	123,635
Jan 25 2016	DFA International Small Cap Value Portfolio of DFA Investment Dimensions Group Inc.	Purchase	\$ 163,931.48	65,052	65,052
Dec 31 2015	DFA International Small Cap Value Portfolio of DFA Investment Dimensions Group Inc.	Purchase	\$ 73,490.98	25,686	25,686
Dec 29 2015	DFA International Small Cap Value Portfolio of DFA Investment Dimensions Group Inc.	Purchase	\$ 205,252.66	72,823	72,823
Dec 24 2015	DFA International Small Cap Value Portfolio of DFA Investment Dimensions Group Inc.	Purchase	\$ 154,097.49	55,647	55,647
Dec 22 2015	DFA International Small Cap Value Portfolio of DFA Investment Dimensions Group Inc.	Purchase	\$ 260,398.83	95,106	95,106
Dec 9 2015	DFA International Small Cap Value Portfolio of DFA Investment Dimensions Group Inc.	Purchase	\$ 146,871.05	51,593	51,593
Dec 8 2015	DFA International Small Cap Value Portfolio of DFA Investment Dimensions Group Inc.	Purchase	\$ 393,152.07	136,150	136,150
Dec 7 2015	DFA International Small Cap Value Portfolio of DFA Investment Dimensions Group Inc.	Purchase	\$ 301,505.14	101,751	101,751
Dec 4 2015	DFA International Small Cap Value Portfolio of DFA Investment Dimensions Group Inc.	Purchase	\$ 420,294.21	143,042	143,042
Dec 3 2015	DFA International Small Cap Value Portfolio of DFA Investment Dimensions Group Inc.	Purchase	\$ 378,690.86	127,036	127,036
Nov 30 2015	DFA International Small Cap Value Portfolio of DFA Investment Dimensions Group Inc.	Purchase	\$ 360,741.45	118,063	118,063

Nov 27 2015	DFA International Small Cap Value Portfolio of DFA Investment Dimensions Group Inc.	Purchase	\$	240,939.42	78,265	78,265
Nov 26 2015	DFA International Small Cap Value Portfolio of DFA Investment Dimensions Group Inc.	Purchase	\$	227,905.03	73,796	73,796
Nov 25 2015	DFA International Small Cap Value Portfolio of DFA Investment Dimensions Group Inc.	Purchase	\$	238,794.62	77,252	77,252
Nov 24 2015	DFA International Small Cap Value Portfolio of DFA Investment Dimensions Group Inc.	Purchase	\$	204,792.51	65,420	65,420
Nov 23 2015	DFA International Small Cap Value Portfolio of DFA Investment Dimensions Group Inc.	Purchase	\$	264,597.88	83,492	83,492
Nov 20 2015	DFA International Small Cap Value Portfolio of DFA Investment Dimensions Group Inc.	Purchase	\$	279,768.55	89,288	89,288
Nov 19 2015	DFA International Small Cap Value Portfolio of DFA Investment Dimensions Group Inc.	Purchase	\$	317,922.19	103,835	103,835
Nov 17 2015	DFA International Small Cap Value Portfolio of DFA Investment Dimensions Group Inc.	Purchase	\$	153,409.62	51,224	51,224
Oct 2 2015	DFA International Small Cap Value Portfolio of DFA Investment Dimensions Group Inc.	Purchase	\$	337,778.60	119,962	119,962
Oct 1 2015	DFA International Small Cap Value Portfolio of DFA Investment Dimensions Group Inc.	Purchase	\$	272,458.11	93,105	93,105
Sep 30 2015	DFA International Small Cap Value Portfolio of DFA Investment Dimensions Group Inc.	Purchase	\$	177,845.96	61,625	61,625
Sep 29 2015	DFA International Small Cap Value Portfolio of DFA Investment Dimensions Group Inc.	Purchase	\$	230,616.25	79,202	79,202
Sep 28 2015	DFA International Small Cap Value Portfolio of DFA Investment Dimensions Group Inc.	Purchase	\$	453,726.55	151,734	151,734
Sep 25 2015	DFA International Small Cap Value Portfolio of DFA Investment Dimensions Group Inc.	Purchase	\$	886,934.94	293,737	293,737
Sep 23 2015	DFA International Small Cap Value Portfolio of DFA Investment Dimensions Group Inc.	Purchase	\$	257,519.26	84,452	84,452
Sep 22 2015	DFA International Small Cap Value Portfolio of DFA Investment Dimensions Group Inc.	Purchase	\$	248,193.39	80,181	80,181
Sep 21 2015	DFA International Small Cap Value Portfolio of DFA Investment Dimensions Group Inc.	Purchase	\$	262,823.66	83,467	83,467
Sep 17 2015	DFA International Small Cap Value Portfolio of DFA Investment Dimensions Group Inc.	Purchase	\$	249,757.04	78,170	78,170
Sep 16 2015	DFA International Small Cap Value Portfolio of DFA Investment Dimensions Group Inc.	Purchase	\$	310,346.95	97,755	97,755
Sep 15 2015	DFA International Small Cap Value Portfolio of DFA Investment Dimensions Group Inc.	Purchase	\$	333,113.71	104,999	104,999

Sep 14 2015	DFA International Small Cap Value Portfolio of DFA Investment Dimensions Group Inc.	Purchase	\$ 187,188.09	58,893	58,893
Sep 10 2015	DFA International Small Cap Value Portfolio of DFA Investment Dimensions Group Inc.	Purchase	\$ 157,455.28	50,617	50,617
Sep 8 2015	DFA International Small Cap Value Portfolio of DFA Investment Dimensions Group Inc.	Transfer	\$ (188,029.99)	(61,506)	(61,506)
Aug 20 2015	DFA International Small Cap Value Portfolio of DFA Investment Dimensions Group Inc.	Sale	\$ (856,628.45)	(257,238)	(257,238)
Aug 18 2015	DFA International Small Cap Value Portfolio of DFA Investment Dimensions Group Inc.	Sale	\$ (293,510.21)	(85,289)	(85,289)
Aug 13 2015	DFA International Small Cap Value Portfolio of DFA Investment Dimensions Group Inc.	Sale	\$ (399,116.30)	(112,728)	(112,728)
Aug 12 2015	DFA International Small Cap Value Portfolio of DFA Investment Dimensions Group Inc.	Transfer	\$ (314,491.18)	(87,602)	(87,602)
Aug 10 2015	DFA International Small Cap Value Portfolio of DFA Investment Dimensions Group Inc.	Sale	\$ (202,844.53)	(55,968)	(55,968)
Aug 7 2015	DFA International Small Cap Value Portfolio of DFA Investment Dimensions Group Inc.	Sale	\$ (63,299.76)	(17,450)	(17,450)
Aug 6 2015	DFA International Small Cap Value Portfolio of DFA Investment Dimensions Group Inc.	Sale	\$ (146,240.12)	(39,706)	(39,706)
Aug 5 2015	DFA International Small Cap Value Portfolio of DFA Investment Dimensions Group Inc.	Transfer	\$ (18,330.08)	(4,981)	(4,981)
Aug 5 2015	DFA International Small Cap Value Portfolio of DFA Investment Dimensions Group Inc.	Sale	\$ (52,836.73)	(14,432)	(14,432)
Aug 4 2015	DFA International Small Cap Value Portfolio of DFA Investment Dimensions Group Inc.	Sale	\$ (164,571.51)	(43,259)	(43,259)
Aug 4 2015	DFA International Small Cap Value Portfolio of DFA Investment Dimensions Group Inc.	Transfer	\$ (54,528.87)	(14,619)	(14,619)
Aug 3 2015	DFA International Small Cap Value Portfolio of DFA Investment Dimensions Group Inc.	Sale	\$ (291,298.45)	(77,662)	(77,662)
May 7 2015	DFA International Small Cap Value Portfolio of DFA Investment Dimensions Group Inc.	Transfer	\$ (42,730.61)	(11,475)	(11,475)
Mar 11 2015	DFA International Small Cap Value Portfolio of DFA Investment Dimensions Group Inc.	Transfer	\$ (969,545.47)	(244,977)	(244,977)
Mar 10 2015	DFA International Small Cap Value Portfolio of DFA Investment Dimensions Group Inc.	Sale	\$ (391,040.06)	(101,049)	(101,049)
Mar 9 2015	DFA International Small Cap Value Portfolio of DFA Investment Dimensions Group Inc.	Sale	\$ (265,936.70)	(69,591)	(69,591)
Dec 16 2014	DFA International Small Cap Value Portfolio of DFA Investment Dimensions Group Inc.	Sale	\$ (127,379.12)	(36,870)	(36,870)

Sep 28 2021	Dimensional World ex U.S. Core Equity ETF of Dimensional ETF Trust	Purchase	\$ 2,664.90	470	470
Sep 27 2021	Dimensional World ex U.S. Core Equity ETF of Dimensional ETF Trust	Purchase	\$ 2,868.48	498	498
Sep 23 2021	Dimensional World ex U.S. Core Equity ETF of Dimensional ETF Trust	Purchase	\$ 2,888.40	498	498
Sep 20 2021	Dimensional World ex U.S. Core Equity ETF of Dimensional ETF Trust	Purchase	\$ 2,751.32	481	481
Sep 17 2021	Dimensional World ex U.S. Core Equity ETF of Dimensional ETF Trust	Purchase	\$ 3,034.08	516	516
Sep 15 2021	Dimensional World ex U.S. Core Equity ETF of Dimensional ETF Trust	Purchase	\$ 2,921.64	502	502
Jul 25 2018	Dimensional World ex U.S. Core Equity ETF of Dimensional ETF Trust	Purchase	\$ 80,719.99	19,200	19,200
Jul 24 2018	Dimensional World ex U.S. Core Equity ETF of Dimensional ETF Trust	Purchase	\$ 39,977.78	9,729	9,729
Jun 13 2018	Dimensional World ex U.S. Core Equity ETF of Dimensional ETF Trust	Purchase	\$ 34,376.33	7,051	7,051
Mar 6 2018	Dimensional World ex U.S. Core Equity ETF of Dimensional ETF Trust	Transfer	\$ 40,225.57	7,463	7,463
Jul 14 2017	Dimensional World ex U.S. Core Equity ETF of Dimensional ETF Trust	Transfer	\$ 145,457.01	35,391	35,391
Jul 13 2017	Dimensional World ex U.S. Core Equity ETF of Dimensional ETF Trust	Transfer	\$ 62,420.15	15,041	15,041
Feb 5 2016	Dimensional World ex U.S. Core Equity ETF of Dimensional ETF Trust	Purchase	\$ 72,238.89	27,044	27,044
Aug 4 2015	Dimensional World ex U.S. Core Equity ETF of Dimensional ETF Trust	Transfer	\$ 54,528.87	14,619	14,619
Apr 22 2015	Dimensional World ex U.S. Core Equity ETF of Dimensional ETF Trust	Purchase	\$ 71,266.68	18,521	18,521
Mar 26 2015	Dimensional World ex U.S. Core Equity ETF of Dimensional ETF Trust	Purchase	\$ 181,048.62	45,431	45,431
Jun 16 2014	Dimensional World ex U.S. Core Equity ETF of Dimensional ETF Trust	Sale	\$ (40,762.91)	(11,841)	(11,841)
Jun 13 2014	Dimensional World ex U.S. Core Equity ETF of Dimensional ETF Trust	Sale	\$ (76,179.44)	(22,389)	(22,389)
Dec 3 2020	International Core Equity Fund of Dimensional Funds ICVC	Transfer	\$ (41,946.67)	(8,474)	(8,474)
Aug 23 2019	International Core Equity Fund of Dimensional Funds ICVC	Purchase	\$ 31,143.57	7,770	7,770

Jul 24 2019	International Core Equity Fund of Dimensional Funds ICVC	Purchase	\$ 26,132.16	6,096	6,096
Dec 15 2016	International Core Equity Fund of Dimensional Funds ICVC	Purchase	\$ 14,214.45	3,228	3,228
Dec 14 2016	International Core Equity Fund of Dimensional Funds ICVC	Purchase	\$ 15,021.25	3,441	3,441
Sep 18 2014	International Core Equity Fund of Dimensional Funds ICVC	Sale	\$ (25,676.77)	(7,424)	(7,424)
Sep 10 2014	International Core Equity Fund of Dimensional Funds ICVC	Sale	\$ (27,629.74)	(7,678)	(7,678)
Mar 15 2019	Separate Account advised by Dimensional Fund Advisors LP	Sale	\$ (68,797.94)	(21,024)	(21,024)
Feb 15 2017	Separate Account advised by Dimensional Fund Advisors LP	Sale	\$ (86,006.20)	(19,658)	(19,658)


Sensitivity: General Use

This is Annexure "B" referred to in Form 604: Notice of change of interests of substantial holder

Date: September 30, 2021

Print Name: Dimensional Fund Advisors LP
By: Dimensional Holdings Inc., its General Partner
By: Valerie Brown

Signature:

A handwritten signature in blue ink, appearing to read "Valerie", followed by a long horizontal line.

Capacity: Assistant Secretary and Vice President

ANNEXURE C
CSR Limited
ACN 000 001 276

4. PRESENT RELEVANT INTERESTS

Particulars of each relevant interest of the substantial holder in voting securities after the change are as follows:

Holder of relevant interest	Registered Holder of Securities	Person entitled to be registered as holder (8)	Holder of relevant interest (6)	Class and Number of Securities	Person's Votes
Dimensional Australian Core Equity Trust	Citicorp Nominees Pty Ltd	N/A	Dimensional Australian Core Equity Trust	3,143,948	3,143,948
Dimensional Australian Core Imputation Trust	Citicorp Nominees Pty Limited	N/A	Dimensional Australian Core Imputation Trust	229,464	229,464
Separate Account Advised by Dimensional Fund Advisors LP	NATIONAL AUSTRALIA BANK, LTD.	N/A	Separate Account Advised by Dimensional Fund Advisors LP	83,558	83,558
Separate Account Advised by Dimensional Fund Advisors LP	NATIONAL AUSTRALIA BANK, LTD.	N/A	Separate Account Advised by Dimensional Fund Advisors LP	296,389	296,389
AZL DFA International Core Equity Fund, a series of Allianz Variable Insurance Products Trust	NATIONAL AUSTRALIA BANK, LTD.	N/A	AZL DFA International Core Equity Fund, a series of Allianz Variable Insurance Products Trust	22,791	22,791
Separate Account advised by Dimensional Fund Advisors Ltd.	HSBC Bank Australia Limited	N/A	Separate Account advised by Dimensional Fund Advisors Ltd.	5,928	5,928
Dimensional Australian Small Company Trust	Citicorp Nominees Pty Ltd	N/A	Dimensional Australian Small Company Trust	641,261	641,261
Dimensional Australian Sustainability Trust	CITIGROUP PTY LIMITED	N/A	Dimensional Australian Sustainability Trust	379,469	379,469
Dimensional Australian Value Trust	Citicorp Nominees Pty Ltd	N/A	Dimensional Australian Value Trust	679,810	679,810
DFA Global Sustainability Core Equity Fund			DFA Global Sustainability Core Equity Fund	4,815	4,815
DFA International Core Equity	The Hongkong and Shanghai	N/A	DFA International Core Equity	109,545	109,545

Fund of Dimensional Funds	Banking Corporation Limited		Fund of Dimensional Funds		
Separate Account advised by DFA Australia Limited	ACSS CHRISTIAN SUPER	N/A	Separate Account advised by DFA Australia Limited	17,973	17,973
Separate Account advised by Dimensional Fund Advisors Ltd.	JPM Sydney	N/A	Separate Account advised by Dimensional Fund Advisors Ltd.	178,610	178,610
Dimensional International Core Equity Market ETF of Dimensional ETF Trust	CITI BANK US	N/A	Dimensional International Core Equity Market ETF	1,278	1,278
International Core Equity Portfolio of DFA Investment Dimensions Group Inc.	Citicorp Nominees Pty Ltd	N/A	International Core Equity Portfolio of DFA Investment Dimensions Group Inc.	3,061,776	3,061,776
International Social Core Equity Portfolio of DFA Investment Dimensions Group Inc.	Citicorp Nominees Pty Ltd	N/A	International Social Core Equity Portfolio of DFA Investment Dimensions Group Inc.	148,769	148,769
International Vector Equity Portfolio of DFA Investment Dimensions Group Inc.	Citicorp Nominees Pty Ltd	N/A	International Vector Equity Portfolio of DFA Investment Dimensions Group Inc.	438,908	438,908
Separate Account advised by Dimensional Fund Advisors LP	HSBC BANK AUSTRALIA LIMITED	N/A	Separate Account advised by Dimensional Fund Advisors LP	47,589	47,589
International Sustainability Core 1 Portfolio of DFA Investment Dimensions Group Inc.	Citicorp Nominees Pty Ltd	N/A	International Sustainability Core 1 Portfolio of DFA Investment Dimensions Group Inc.	196,804	196,804
Global Core Equity Fund of Dimensional Funds plc	HSBC BANK AUSTRALIA LIMITED	N/A	Global Core Equity Fund of Dimensional Funds plc	96,745	96,745
Global Small Companies Fund of Dimensional Funds plc	HSBC BANK AUSTRALIA LIMITED	N/A	Global Small Companies Fund of Dimensional Funds plc	55,262	55,262
Global Sustainability Core Equity Fund of Dimensional Funds plc	The Hongkong and Shanghai Banking Corporation Ltd	N/A	Global Sustainability Core Equity Fund of Dimensional Funds plc	37,271	37,271
Global Targeted Value Fund of Dimensional Funds plc	HSBC BANK AUSTRALIA LIMITED	N/A	Global Targeted Value Fund of Dimensional Funds plc	297,677	297,677
World Allocation 60/40 Fund of Dimensional Funds	State Street Bank	N/A	World Allocation 60/40 Fund of Dimensional Funds	39,992	39,992
World Equity Fund of Dimensional Funds plc	State Street Custodial Services (Ireland) Limited	N/A	World Equity Fund of Dimensional Funds plc	54,778	54,778

World ex U.S. Core Equity Portfolio of DFA Investment Dimensions Group Inc.	Citigroup Pty Limited	N/A	World ex U.S. Core Equity Portfolio of DFA Investment Dimensions Group Inc.	273,453	273,453
World ex U.S. Targeted Value Portfolio of DFA Investment Dimensions Group Inc.	Citicorp Nominees Pty Ltd	N/A	World ex U.S. Targeted Value Portfolio of DFA Investment Dimensions Group Inc.	102,646	102,646
Separate Account advised by DFA Australia Limited	BNP Paribas Securities Services Australia	N/A	Separate Account advised by DFA Australia Limited	87,948	87,948
Pacific Basin Small Companies Fund of Dimensional Funds plc	HSBC BANK AUSTRALIA LIMITED	N/A	Pacific Basin Small Companies Fund of Dimensional Funds plc	54,553	54,553
Wholesale SRI International Core Equities	BNP Paribas Securities Services Australia	N/A	Wholesale SRI International Core Equities	4,985	4,985
VA International Small Portfolio of DFA Investment Dimensions Group Inc.	Citicorp Nominees Pty Ltd	N/A	VA International Small Portfolio of DFA Investment Dimensions Group Inc.	62,643	62,643
DFA International Vector Equity Fund of Dimensional Funds	HSBC BANK AUSTRALIA LIMITED	N/A	DFA International Vector Equity Fund of Dimensional Funds	62,244	62,244
Separate Account advised by Dimensional Fund Advisors Pte. Ltd.	HSBC BANK AUSTRALIA LIMITED	N/A	Separate Account advised by Dimensional Fund Advisors Pte. Ltd.	20,479	20,479
JNL/DFA International Core Equity Fund of JNL Series Trust	JABB JACKSON NATIONAL ASSET MGMT	N/A	JNL/DFA International Core Equity Fund of JNL Series Trust	7,124	7,124
International Small Company Fund, a series of John Hancock Funds II	HSBC BANK AUSTRALIA LIMITED	N/A	International Small Company Fund, a series of John Hancock Funds II	179,194	179,194
International Small Company Trust of John Hancock Variable Insurance Trust	Citigroup Pty Limited	N/A	International Small Company Trust of John Hancock Variable Insurance Trust	25,551	25,551
Sub-advised Fund advised by Dimensional Fund Advisors LP	CITI Australia	N/A	Sub-advised Fund advised by Dimensional Fund Advisors LP	2,344	2,344
Separate Account advised by DFA Australia Limited	JPMorgan Nominees Australia Limited	N/A	Separate Account advised by DFA Australia Limited	24,219	24,219
LVIP Dimensional International Core Equity Fund, a series of	NATIONAL AUSTRALIA BANK, LTD.	N/A	LVIP Dimensional International Core Equity Fund, a series of	42,583	42,583

Lincoln Variable Insurance Products Trust			Lincoln Variable Insurance Products Trust		
Separate Account advised by Dimensional Fund Advisors LP	The Hongkong and Shanghai Banking Corporation Ltd.	N/A	Separate Account advised by Dimensional Fund Advisors LP	45,363	45,363
Brighthouse/Dimensional International Small Company Portfolio, a series of Brighthouse Funds Trust II	HSBC BANK AUSTRALIA LIMITED	N/A	Brighthouse/Dimensional International Small Company Portfolio, a series of Brighthouse Funds Trust II	156,422	156,422
M International Equity Fund of M Funds Inc.	HSBC BANK AUSTRALIA LIMITED	N/A	M International Equity Fund of M Funds Inc.	9,383	9,383
Separate Account advised by Dimensional Fund Advisors Ltd.	HSBC Custody Nominees (Australia) Limited	N/A	Separate Account advised by Dimensional Fund Advisors Ltd.	6,841	6,841
Separate Account advised by Dimensional Fund Advisors LP	HSBC BANK AUSTRALIA LIMITED	N/A	Separate Account advised by Dimensional Fund Advisors LP	101,956	101,956
The Asia Pacific Small Company Series of The DFA Investment Trust Company	Citicorp Nominees Pty Ltd	N/A	The Asia Pacific Small Company Series of The DFA Investment Trust Company	3,109,441	3,109,441
Separate Account advised by DFA Australia Limited	NATIONAL AUSTRALIA BANK, LTD.	N/A	Separate Account advised by DFA Australia Limited	433,614	433,614
Separate Account advised by DFA Australia Limited	HSBC BANK AUSTRALIA LIMITED	N/A	Separate Account advised by DFA Australia Limited	1,424,687	1,424,687
Separate Account advised by DFA Australia Limited	JPMorgan Nominees Australia Limited	N/A	Separate Account advised by DFA Australia Limited	961,376	961,376
DFA International Small Cap Value Portfolio of DFA Investment Dimensions Group Inc.	Citicorp Nominees Pty Ltd	N/A	DFA International Small Cap Value Portfolio of DFA Investment Dimensions Group Inc.	6,444,659	6,444,659
Dimensional World ex U.S. Core Equity ETF of Dimensional ETF Trust	Citicorp Nominees Pty Ltd	N/A	T.A. World ex U.S. Core Equity Portfolio of DFA Investment Dimensions Group Inc.	302,261	302,261
International Core Equity Fund of Dimensional Funds ICVC	Citicorp Nominees Pty Ltd	N/A	International Core Equity Fund of Dimensional Funds ICVC	37,614	37,614
Separate Account advised by Dimensional Fund Advisors LP	The Hongkong and Shanghai Banking Corporation Limited	N/A	Separate Account advised by Dimensional Fund Advisors LP	19,399	19,399


Sensitivity: General Use

This is Annexure "C" referred to in Form 604: Notice of Change of interests of substantial holder

Date: September 30, 2021

Print Name: Dimensional Fund Advisors LP
By: Dimensional Holdings Inc., its General Partner
By: Valerie Brown

Signature:

A handwritten signature in blue ink, appearing to read "Valerie Brown", is written over a horizontal line.

Capacity: Assistant Secretary and Vice President

ANNEXURE D
CSR Limited
ACN 000 001 276

6. Addresses

The addresses of persons named in this form are as follows:


Name	Address
DFA Australia Limited	Level 43, 1 Macquarie Place, Sydney NSW 2000
Dimensional Fund Advisors LP	6300 Bee Cave Road, Building One, Austin, Texas, 78746, United States of America
Dimensional Fund Advisors Ltd.	20 Triton Street, London NW1 3BF, United Kingdom
DFA Canada LLC	6300 Bee Cave Road, Building One, Austin, Texas, 78746, United States of America
Dimensional Fund Advisors Canada ULC	745 Thurlow Street, Suite 2110, Vancouver, British Columbia V6E 0C5, Canada
Dimensional Advisors Ltd.	6300 Bee Cave Road, Building One, Austin, Texas, 78746, United States of America
Dimensional Fund Advisors Pte. Ltd.	8 Marina View, Asia Square Tower 1, Suite #33-01, Singapore 018960
Dimensional Holdings Inc.	6300 Bee Cave Road, Building One, Austin, Texas, 78746, United States of America
Dimensional Holdings LLC	6300 Bee Cave Road, Building One, Austin, Texas, 78746, United States of America
David Booth	6300 Bee Cave Road, Building One, Austin, Texas, 78746, United States of America
Rex Sinquefeld	6300 Bee Cave Road, Building One, Austin, Texas, 78746, United States of America

This is Annexure "D" referred to in Form 604: Notice of Change of interests of substantial holder

Date: September 30, 2021

Print Name: Dimensional Fund Advisors LP
 By: Dimensional Holdings Inc., its General Partner
 By: Valerie Brown

Signature:



Capacity: Assistant Secretary and Vice President