

## QUARTERLY REPORT - period ending 30 September 2021

### HIGHLIGHTS

#### RESOURCE DEFINITION DRILLING

The Company completed the resource definition drill program, Phase 6, during the quarter and reported on 3,868m of drilling from Area D and Area A.

Work has commenced on delivering a **maiden Mineral Resource estimate** which will be reported on in the December quarter.

#### DRILL RESULTS – AREA D

**Oxide** drilling intercepts demonstrate the thick high-grade nature of the near surface mineralisation at Area D. Results included:

- **63m at 5.8 g/t gold** from 9m
- **41.5m at 3.9g/t gold** from 12m
- **29.4m at 5.0 g/t gold** from 28m
- **9m at 1.7 g/t gold** from 9m and **14m at 5.4 g/t gold** from 20m
- **22.8m at 2.4 g/t gold** from 12m

Strong **sulphide mineralisation** intersected below the oxide mineralisation at Area D highlights the resource potential at depth. Results included:

- **25.2m at 4.7 g/t gold**
- **14.4m at 3.2 g/t gold**
- **3.8m at 5.9 g/t gold**
- **0.6m at 35.0 g/t gold**
- **1.5m at 9.2 g/t gold**
- **4.6m at 2.1 g/t gold**

Mineralisation remains open on the **western margin** of Area D. Results included:

- **11.7m at 2.6 g/t gold**
- **10.5m at 2.5 g/t gold**

#### DRILL RESULTS – AREA A

Strong results returned from the **northern end** of Area A during the quarter and mineralisation remains open at depth. Results included:

- **10m at 6.3 g/t gold**
- **19m at 2.6 g/t gold**
- **12m at 3.9 g/t gold**
- **11m at 4.0 g/t gold**
- **30m at 1.4 g/t gold**
- **10m at 3.0 g/t gold**
- **17m at 1.7 g/t gold**
- **7m at 3.5 g/t gold**
- **9m at 2.5 g/t gold**

## METALLURGY

Initial bottle roll leach test work results from Area D **averaged 96% recoveries**, similar to Area A results. Samples exhibited rapid leach kinetics and low consumable consumption. The metallurgical test work results indicate mineralisation should be amenable to a simple CIL process flowsheet with high recoveries.

## CORPORATE

- Cash at the end of the quarter totalled A\$7.3 million
- The Company received payments totalling \$829 thousand from the exercise of options.
- Renewal of the Diamba Nord tenement for a further three-year term
- The 2021 Annual Report was released on 30 September 2021

## NEXT STEPS

- Release of final resource definition drill results, expected in October
- Estimation and release of the maiden Mineral Resource over Area A and Area D
- Commence the next phase of drilling targeting high priority targets on the greater Diamba Sud tenement
- Exploration at Diamba Nord



**Diamba Sud photo highlighting Area D, Area A, the exploration camp, and proximity to Barrick's Goukoto mine part of the 8.4Moz<sup>1</sup> Reserve Loulo-Goukoto complex.**

<sup>1</sup> 100% basis. Reserve estimates are as of December 31, 2020, pages 136-143 of Barrick's Fourth Quarter and Year-End 2020 Report issued on February 18, 2021.

**Chesser Resources Limited** ("Chesser" or the "Company", ASX:CHZ) is pleased to present its Quarterly Activities Report for the three months ended 30 September 2021. The Company's primary focus during the reporting period continued to be the advancement of its Diamba Sud gold Project in Senegal.

### **DIAMBA SUD – 10,000M RESOURCE DEFINITION DRILL PROGRAM**

The Company completed the approximate 10,000m resource definition drill program, Phase 6, during the quarter and reported on 3,868m of drilling from Area D and Area A.

It is anticipated that after completion of this program the drill data coverage will be sufficient to undertake a maiden Mineral Resource estimate over both Area A and Area D, work on which commenced at the end of the quarter.

One final batch of results from this program remains outstanding as at the end of the quarter.

### **AREA D DRILL RESULTS**

During the quarter results were returned from 18 diamond drill holes for 1,744m from Area D (Figure 1).

### **EASTERN AREA D DRILLING**

Seven holes drilled on the eastern side of Area D continue to confirm the thick shallow high-grade nature of the mineralisation near the Northern Arc structure with two holes also returning material high grade intercepts within the underlying fresh sedimentary breccia units (Figure 1, Figure 2, and Figure 3). These results highlight the potential for identifying additional high-grade mineralisation at depth and will be the target of future drilling campaigns. Significant results include:

- **DSDD044: 63 m at 5.8 g/t gold from 9m including 25.2m at 4.7 g/t gold (fresh) from 46.8m**
- **DSDD042: 41.5m at 3.9 g/t gold from 12m, 5m at 1.2 g/t gold (fresh) and 6m at 1.0 g/t gold (fresh)**
- **DSDD040: 29.4m at 5.0 g/t gold from 28m**
- **DSDD043: 9m at 1.7 g/t gold from 9m and 14m at 5.4 g/t gold from 20m**
- **DSDD049: 9.5m at 1.1 g/t gold from 11m, 9m at 2.5 g/t gold from 28.5m, 1.5m at 9.2 g/t gold (fresh) and 3.8m at 5.9 g/t gold (fresh)**
- **DSDD047: 6m at 1.1 g/t gold from 15m, 9.1m at 1.8 g/t gold from 28m and 5.1m at 1.6 g/t gold from 39.5m**

DSDD046 and DSDD048 were drilled outside the resource area to the east of the Northern Arc structure and only intersected minor mineralisation. Hole DSDD041 was only drilled to 21m depth to cover poor core recovery from hole DSDD040.

### WESTERN AREA D DRILLING

Two holes drilled on section 1429425mN on the western margin of Area D intersected oxide and fresh mineralisation that remains open to the west (Figure 2) and will be a target of future drilling programs. DSDD050 and DSDD057 were drilled to the southern and northern extents, respectively, of the resource area and only intersected minor mineralisation. Significant results include:

- **DSDD051: 11.7m at 2.6 g/t gold and 4.6m at 2.5 g/t gold**
- **DSDD052: 10.5m at 2.5 g/t gold and 7.5m at 1.0 g/t gold (fresh)**

### CENTRAL AREA D DRILLING

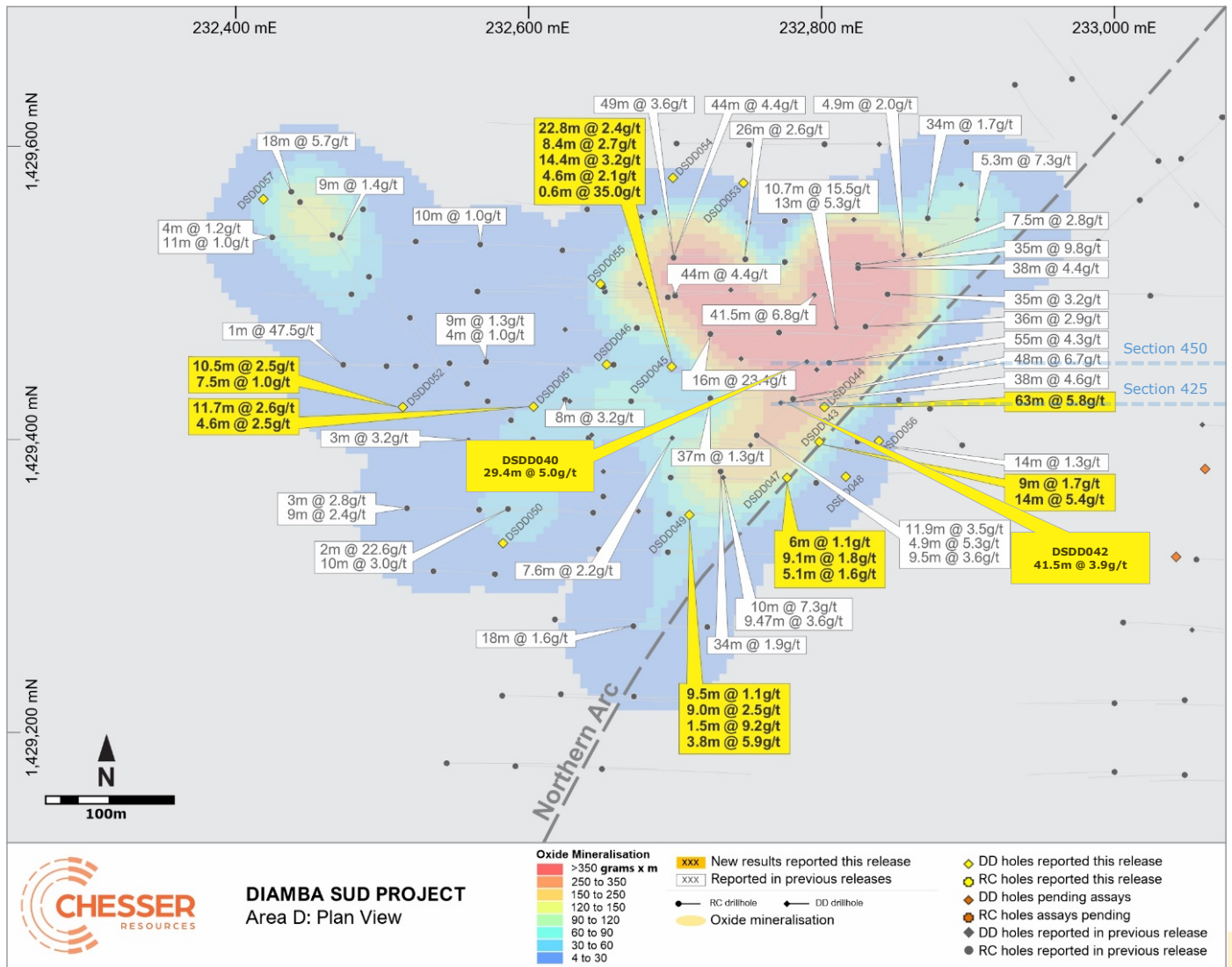
Two holes were drilled on section 1429450mN within the central portion of Area D. DSDD045 intersected significant widths of mineralisation both within the oxide and underlying fresh. DSDD046 only intersected minor mineralisation of 2m at 2.5g/t gold and represents a weakly mineralised area within the resource and is consistent with previous drilling (Figure 3). Significant results include:

- **DSDD045: 22.8m at 2.4 g/t gold, 8.4m at 2.7 g/t gold, 14.4m at 3.2 g/t gold (fresh), 4.6m at 2.1 g/t gold (fresh) and 0.6m at 35 g/t gold (fresh)**

DSDD055 was drilled to twin DSR103 the results of which did not fit with the current geological model. The results of DSDD055 did not confirm the previous results and as such DSR103 will be removed from the database for the forthcoming resource estimate and further investigations will be undertaken.

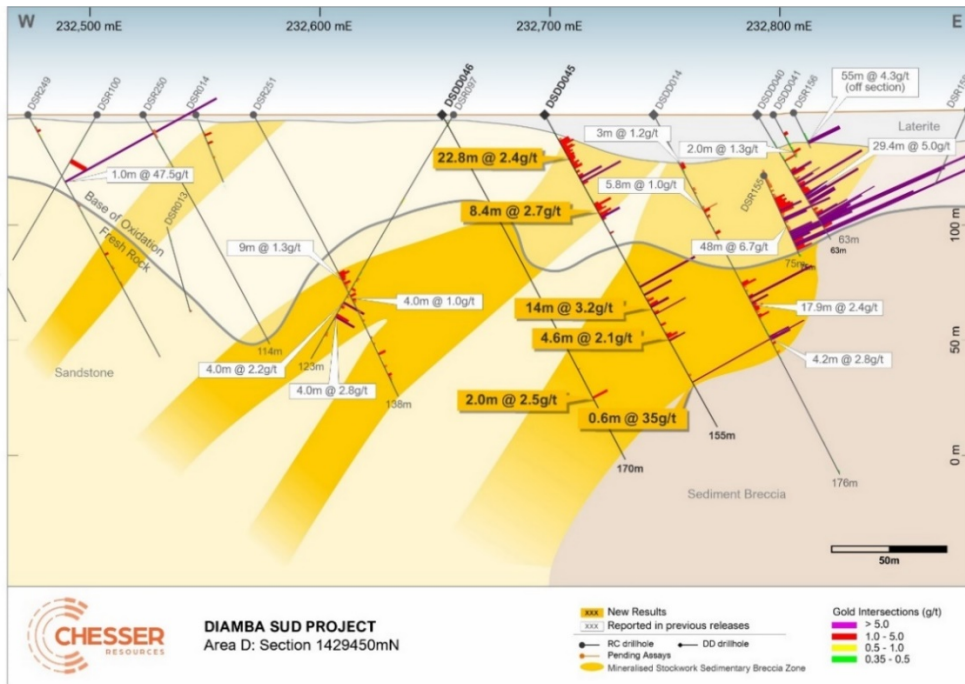
Two holes DSDD054 and DSDD055 drilled on the northern extent of the resource area along section 1429575mN only intersected minor mineralisation and confirm the extent of mineralisation in that direction.

All drilling results from Area D drilling have been received and resource estimation work has commenced.

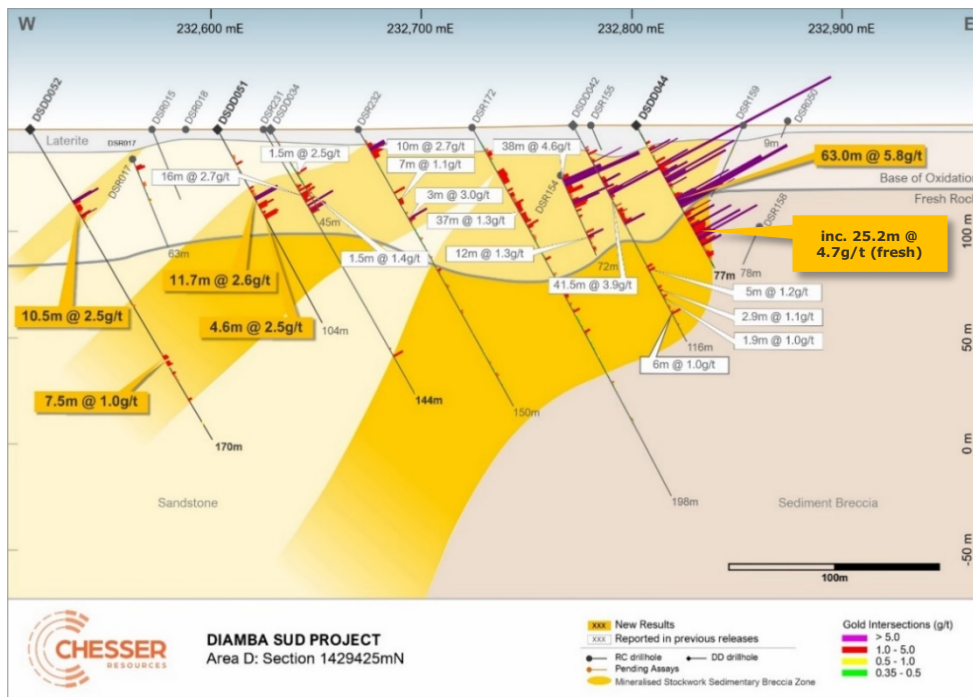


**Figure 1: Area D plan view showing historical drilling and holes reported in this quarter with selected significant results<sup>2</sup> and oxide mineralisation grade thickness contours.**

<sup>2</sup> Refer to ASX announcements on 3 April 2017, 25 March 2019, 10 April 2019, 6 May 2019, 14 May 2019, 28 August 2019, 3 September 2019, 21 January 2020, 2 March 2020, 17 June 2020, 21 July 2020, 28 July 2020, 13 August 2020, 24 November 2020, 16 December 2020, 19 January 2021, 3 February 2021, 2 March 2021, 6 April 2021, 23 April 2021, 31 May 2021, 1 July 2021, and 2 August 2021 for drilling results. The Company is not aware of any new information or data that materially affects the information contained in those announcements.



**Figure 2: Section 1429425mN showing historical drilling, holes reported in this quarter, selected significant results<sup>3</sup> and interpreted geology.**



**Figure 3: Section 1429450mN showing historical drilling, holes reported in this quarter, selected significant results<sup>4</sup> and interpreted geology.**

<sup>3</sup> Refer to ASX announcements on 25 March 2019, 10 April 2019, 6 May 2019, 28 July 2020, 24 November 2020, 2 March 2021, 6 April 2021, 31 May 2021, 1 July 2021, and 2 August 2021 for drilling results. The Company is not aware of any new information or data that materially affects the information contained in those announcements.

<sup>4</sup> Refer to ASX announcements on 25 March 2019, 10 April 2019, 3 September 2019, 28 July 2020, 24 November 2020, 6 April 2021, 1 July 2021, and 2 August 2021 for drilling results. The Company is not aware of any new information or data that materially affects the information contained in those announcements.

## **AREA A DRILL RESULTS**

During the quarter, results were returned from 13 Reverse Circulation ("RC") holes for 2,124m from the northern end of Area A (Figure 4).

Four holes drilled on section 1,429,585mN at Area A (Figure 5) identified shallow oxide mineralisation within a calcareous sedimentary breccia unit. Significant results in the oxide include:

- **DSR295: 17m at 1.7 g/t gold**
- **DSR292: 4m at 2.9 g/t gold**
- **DSR293: 12m at 3.9 g/t gold**

Below the oxide, significant widths of mineralisation were intersected within a thick sequence of calcareous sedimentary breccia rocks which in turn are terminated against a flat lying felsic intrusive, which may represent a late-stage fault or thrust (Figure 5, Figure 6, and Figure 7). Mineralisation is especially well developed in hole DSR295 and remains open at depth. The extensive mineralisation development intersected by DSR295 may also be related to the interpreted northwest-southeast dilutional fault. Significant results in the fresh include:

- **DSR295: 11m at 4.0 g/t gold, 9m at 2.5 g/t gold, 30m at 1.4 g/t gold and 19m at 2.6 g/t gold**
- **DSR287: 10m at 6.3 g/t gold**
- **DSR292: 7m at 2.0 g/t gold**
- **DSR293: 7m at 3.5 g/t gold and 3m at 3.6 g/t gold**
- **DSR294: 10m at 3.0 g/t gold**
- **DSR283: 6m at 1.8 g/t gold, 7m at 1.8 g/t gold and 3m at 2.6 g/t**
- **DSR284: 1m at 19.0 g/t gold**

The geological model has improved significantly with the additional information derived from the resource definition drilling however, the structural controls and their influence on mineralisation development are not yet fully understood. The Company will be undertaking an independent structural review of the available data and the diamond drill core to advance our understanding and to assist the targeting of resource extension drilling at both Area's A and D.

DSR290, DSR291 and DSR285 were drilled at the northern extent of Area A and did not return any significant results.

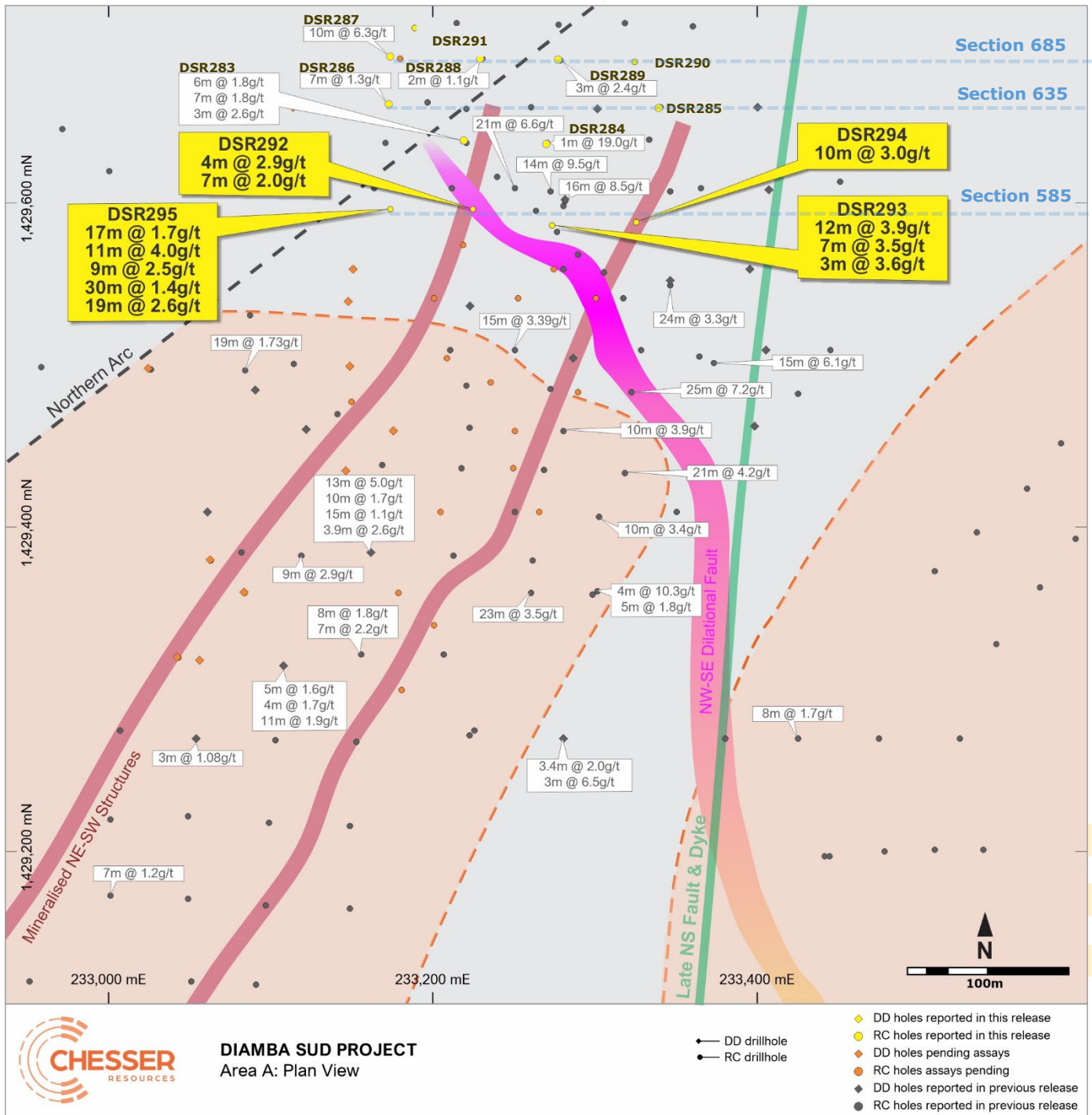


Figure 4: Area A plan view showing historical drilling and holes reported in this quarter with selected significant results<sup>5</sup>.

<sup>5</sup> Refer to ASX announcements on 3 April 2017, 25 March 2019, 10 April 2019, 6 May 2019, 14 May 2019, 28 August 2019, 3 September 2019, 21 January 2020, 2 March 2020, 17 June 2020, 21 July 2020, 28 July 2020, 13 August 2020, 24 November 2020, 16 December 2020, 19 January 2021, 3 February 2021, 2 March 2021, 6 April 2021, 23 April 2021, 31 May 2021, and 1 July 2021 and for drilling results. The Company is not aware of any new information or data that materially affects the information contained in those announcements.



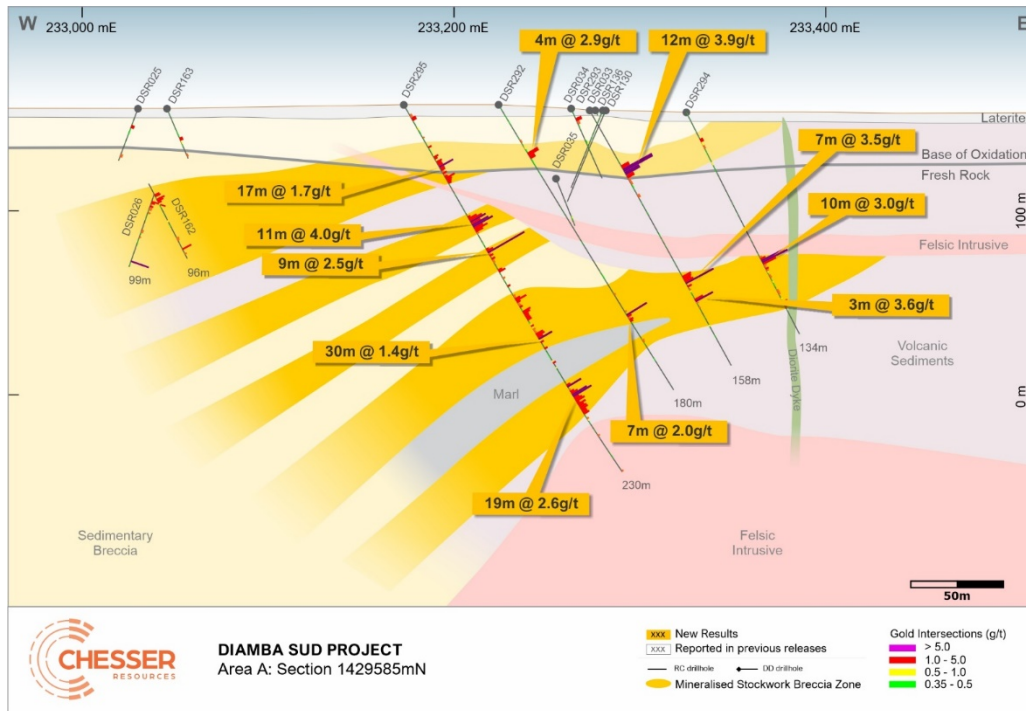


Figure 5: Section 1429585mN showing historical drilling, holes reported in this quarter, selected significant results<sup>6</sup> and interpreted geology.

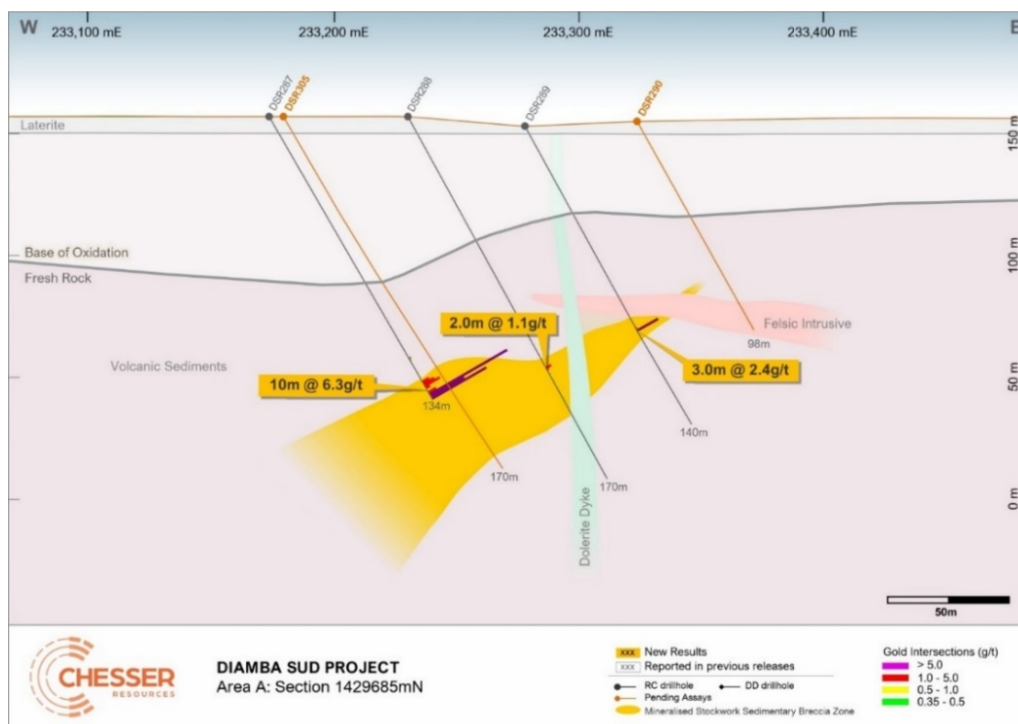
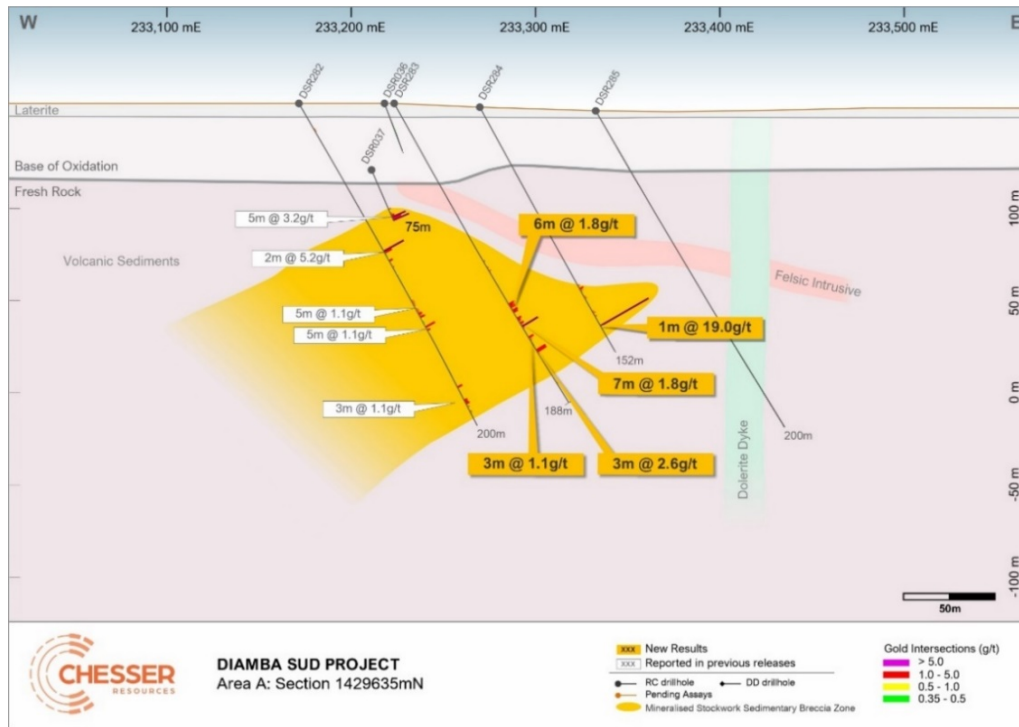


Figure 6: Section 1429685mN showing holes reported in this quarter, selected significant results<sup>7</sup> and interpreted geology.

<sup>6</sup> Refer to ASX announcements on 10 April 2019 and 2 September 2021 for drilling results. The Company is not aware of any new information or data that materially affects the information contained in those announcements.

<sup>7</sup> Refer to ASX announcements on 1 July 2021 for drilling results. The Company is not aware of any new information or data that materially affects the information contained in those announcements.



**Figure 7: Section 1429635mN showing historical drilling, holes reported in this quarter, selected significant results<sup>8</sup> and interpreted geology.**

### AREA D INITIAL METALLURGICAL RESULTS

The initial bottle roll test work results from 12 samples collected from Area D returned excellent recoveries averaging 96.2%, rapid leach kinetics and low consumable consumption. Results are comparable with the results previously returned from Area A, which also averaged 96% recovery (refer to ASX announcement “Excellent metallurgical results received from Diamba Sud” dated 10 November 2020). Test work on the Area D samples is ongoing and will be reported in full once completed in approximately 4 weeks.

The metallurgical test work is being undertaken by ALS Metallurgy in Perth, Western Australia under the supervision of Lycopodium Minerals.

A total of 12 samples were collected from Area D drilling based on grade and host rock lithology from oxide and partially oxide mineralised intervals.

Samples were assayed then ground to 75microns (P80) and subjected to cyanide leaching via bottle roll testing over 12, 24 and 48-hour periods, with lime and cyanide consumption measured.

Results from the bottle roll testing show very high recoveries from all samples, with low to moderate cyanide and lime consumption (Table 1). Average leach recovery was 96.2%. Diagnostic leach test work

<sup>8</sup> Refer to ASX announcements on 10 April 2019, 31 May 2021, and 1 July 2021 for drilling results. The Company is not aware of any new information or data that materially affects the information contained in those announcements.

is ongoing to fully understand the metallurgical characteristics of these samples. Leach kinetics were rapid with most samples reaching ultimate extraction in 12 hours.

The high recoveries show that the gold is likely to be recoverable via a simple cyanide leach process flow sheet, with no indications of refractory gold.

**Table 1: Direct cyanide bottle roll test work results – Area D**

Composite	Test #	Grind Size P80 (µm)	Pulp Density (%)	Gold				Consumption	
				Head Assay (g/t)	Leach Feed (g/t)	Leach Recovery (%)	Residue (g/t)	NaCN (kg/t)	Lime (kg/t)
DMET001	CT3301	75µm	30%	7.35 / 6.94	7.91	<b>99.7</b>	0.02	0.16	2.40
DMET002	CT3302	75µm	30%	14.6/ 14.5	15.04	<b>99.4</b>	0.09	0.16	1.82
DMET003	CT3303	75µm	30%	8.65/ 8.82	7.77	<b>97.8</b>	0.17	0.16	2.81
DMET004	CT3304	75µm	30%	3.53/3.10	3.98	<b>98.2</b>	0.07	0.28	3.20
DMET005	CT3305	75µm	30%	3.61/4.60	3.74	<b>98.9</b>	0.04	0.16	3.74
DMET006	CT3306	75µm	30%	6.06/4.88	4.69	<b>99.1</b>	0.04	0.23	2.32
DMET007	CT3307	75µm	40%	0.76 / 0.83	0.72	<b>88.9</b>	0.08	0.32	2.36
DMET008	CT3308	75µm	30%	1.84/1.63	1.83	<b>98.4</b>	0.03	0.28	1.97
DMET009	CT3309	75µm	30%	2.0 / 1.06	1.16	<b>97.4</b>	0.03	0.28	2.59
DMET010	CT3310	75µm	40%	1.59/1.41	1.82	<b>95.1</b>	0.09	0.18	2.23
DMET011	CT3311	75µm	40%	2.15/2.0	2.17	<b>95.4</b>	0.10	0.18	4.57
DMET012	CT3312	75µm	40%	6.48/5.10	4.52	<b>86.0</b>	0.63	0.33	3.53
<b>Average</b>						<b>96.2</b>		0.23	2.80

## CORPORATE AND ADMINISTRATION

- Chesser held cash of approximately \$7.3 million as at 30 September 2021 (\$8.1 million as at 30 June 2021).
- During the quarter the Company made payments totalling \$1.6 million (June 2021 quarter \$2.8 million) the majority of this expenditure being for the costs of the ongoing drilling program, partial results of which are summarised in this quarterly report.
- During the quarter the Company made payments totalling \$170 thousand to related parties and their associates representing Director and Chief Executive Officer remuneration.
- During the quarter the Company received payments totalling \$829 thousand (June 2021 quarter \$231 thousand) from the exercise of options.
- The Diamba Nord tenement was renewed for a further three-year term by the Senegalese Ministry of Mines on 27 August 2021.
- The 2021 Annual Report was released to the market on 30 September 2021.

## **DECEMBER QUARTER PLANNED ACTIVITY**

The Company is well funded to progress its planned exploration activities at Diamba Sud.

The Resource Definition drilling program over Area A and Area D that commenced on the 8 April was completed during the quarter. The final analytical results from the resource definition drill samples will be reported on during the December quarter.

A maiden Mineral Resource estimate over both Area A and Area D is underway and will be released during the quarter.

An approximate 4,000m RC drill program (Phase 7) has commenced over five priority exploration targets on the greater Diamba Sud tenement outside of the resource areas. Drilling will target historical drill results, gold auger geochemical anomalies and structures interpreted from geophysics.

Continuation of the Induced Polarisation geophysical survey over the remainder of the Diamba Sud tenement.

Structural review of the diamond core to advance the understanding of the controls on high grade mineralisation at Areas A and D and to assist targeting future resource extension drilling.

Commence baseline data collection for Environmental and Social Impact Assessment ("ESIA") requirements.

Completion of the current metallurgical test work and further test work to test the comminution characteristics of the mineralisation.

Exploration activities over Diamba Nord are planned for later in the quarter.

Continuing the agreed social investment activities and strengthening cooperation with the Gamba-Gamba community.

## **SEPTEMBER 2021 QUARTER ASX ANNOUNCEMENTS**

This Quarterly Activities Report contains information extracted from ASX market announcements reported in accordance with the 2012 edition of the "Australasian Code for Reporting of Exploration Results, Mineral Resources and Ore Reserves" ("2012 JORC Code"). Further details (including 2012 JORC Code reporting tables where applicable) of exploration results referred to in this Quarterly Activities Report can be found in the following announcements lodged on the ASX:

- High-grade resource definition drill results from Diamba Sud 1 July 2021
- Further high-grade gold results at Diamba Sud 2 August 2021
- Area A drill results and initial metallurgy Area D 2 September 2021

These announcements are available for viewing on the Company's website [chesserresources.com.au](http://chesserresources.com.au). Chesser confirms that it is not aware of any new information or data that materially affects the information included in any original ASX announcement.

## SCHEDULE OF MINING TENEMENTS

As at 30 September 2021, the Company had interests in the following tenements:

TENEMENT	LOCATION	INTEREST
Diamba Sud	Senegal	100%
Diamba Nord	Senegal	100%
Morichou	Senegal	Application
Bondala	Senegal	Application

This release was authorised by the Board of Directors of Chesser Resources Limited.

**-END-**

For Further information, please contact:

### Andrew Grove

Managing Director and CEO

[andrewg@chesserresources.com.au](mailto:andrewg@chesserresources.com.au)

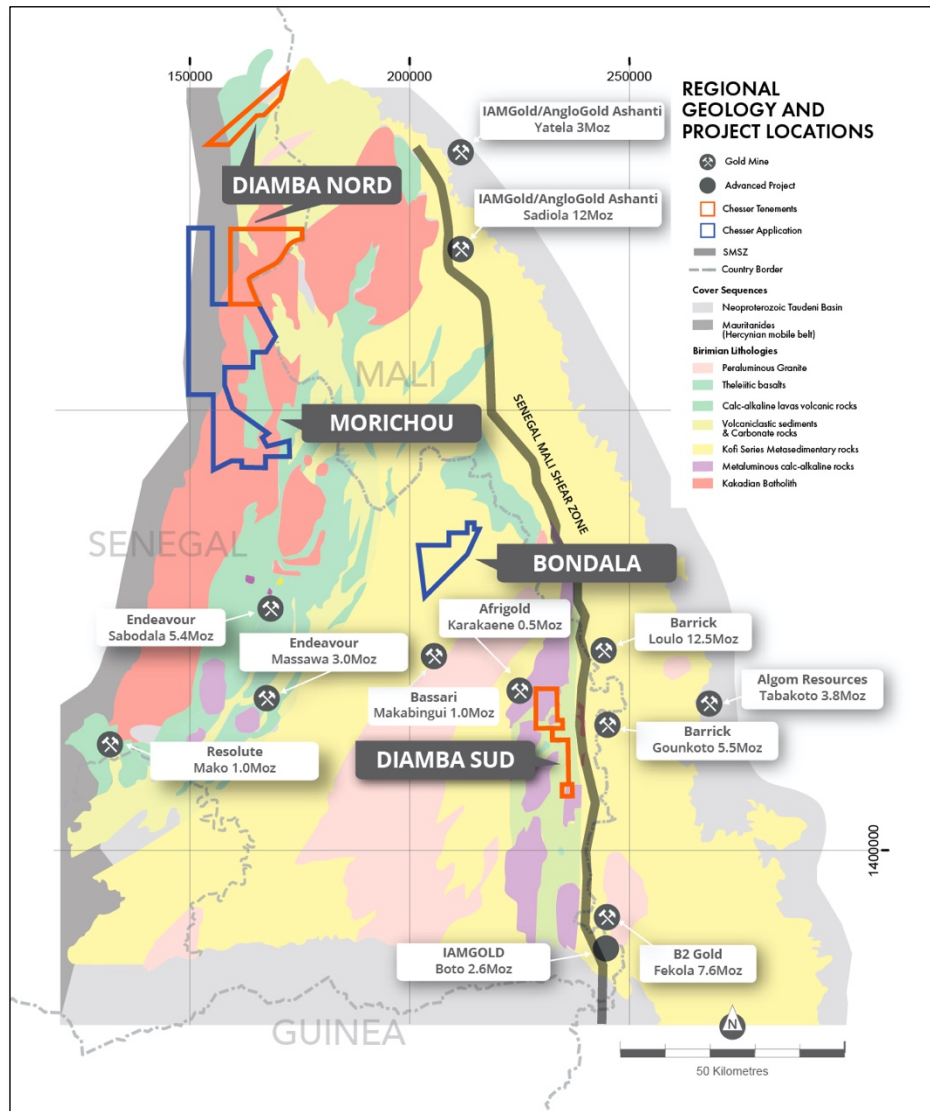
Mobile: +61 414 011 383

### Media Inquiries

Michael Vaughan

Fivemark Partners

Mobile: +61 422 602 720



**Figure 8: Schematic regional geology of eastern Senegal, showing Chesser's Project locations including the Diamba Sud Project and its proximity to both the SMSZ and the major gold operations and projects.**

## ABOUT CHESSER RESOURCES

Chesser Resources is an ASX listed gold exploration company with projects located in Senegal, West Africa. Chesser has discovered two high-grade gold Projects (Area A and Area D) at its flagship Diamba Sud project. The Company currently holds or has under application ~1,000km<sup>2</sup> of highly prospective ground in this underexplored world-class gold region. The Company has corporate offices located in Brisbane and Perth, Australia and a corporate and technical team based in Dakar, Senegal.

Diamba Sud, covers an area of 53.2km<sup>2</sup> and is located ~2km to the west of the Senegal Mali Shear Zone ("SMSZ"), a major regional structure that host numerous multimillion-ounce world class gold deposits including: B2Gold's 7.6Moz Fekola mine, Barrick's 18Moz Loulo-Goukoto complex and Allied Gold's Sadiola and Yatela mines. Diamba Sud lies just 7km to the west of Barrick's 5.5Moz Goukoto mine and to the immediate east of the privately owned 0.5Moz Karakaene mine.

ASX: CHZ

E info@chesserresources.com.au

U12, 295 Rokeby Road, Subiaco, 6008

chesserresources.com.au

### **Competent Person's Declaration**

*The information in this report that relates to the Diamba Sud and Diamba Nord exploration results, Mineral Resources and Exploration Targets is based on information compiled by Mr. Andrew Grove, BEng (Geology), MAIG, who is employed as Managing Director and Chief Executive Officer of Chesser Resources Ltd. Mr. Grove has sufficient experience which is relevant to the style of mineralisation and type of deposits under consideration and to the activity which he is undertaking to qualify as a Competent Person as defined in the 2012 Edition of the 'Australasian Code for Reporting of Exploration Results, Mineral Resources and Ore Reserves', Mr. Grove consents to the inclusion in the announcement of the matters based on his information in the form and context that the information appears.*

### **Forward looking statements**

*Statements relating to the estimated or expected future production, operating results, cash flows and costs and financial condition of Chesser Resources Limited's planned work at the Company's projects and the expected results of such work are forward-looking statements. Forward-looking statements are statements that are not historical facts and are generally, but not always, identified by words such as the following: expects, plans, anticipates, forecasts, believes, intends, estimates, projects, assumes, potential and similar expressions. Forward-looking statements also include reference to events or conditions that will, would, may, could or should occur. Information concerning exploration results and mineral reserve and resource estimates may also be deemed to be forward-looking statements, as it constitutes a prediction of what might be found to be present when and if a project is developed.*

*These forward-looking statements are necessarily based upon a number of estimates and assumptions that, while considered reasonable at the time they are made, are inherently subject to a variety of risks and uncertainties which could cause actual events or results to differ materially from those reflected in the forward-looking statements, including, without limitation: uncertainties related to raising sufficient financing to fund the planned work in a timely manner and on acceptable terms; changes in planned work resulting from logistical, technical or other factors; the possibility that results of work will not fulfil projections/expectations and realize the perceived potential of the Company's projects; uncertainties involved in the interpretation of drilling results and other tests and the estimation of gold reserves and resources; risk of accidents, equipment breakdowns and labour disputes or other unanticipated difficulties or interruptions; the possibility of environmental issues at the Company's projects; the possibility of cost overruns or unanticipated expenses in work programs; the need to obtain permits and comply with environmental laws and regulations and other government requirements; fluctuations in the price of gold and other risks and uncertainties.*

## APPENDIX 5B

### Mining exploration entity or oil and gas exploration entity quarterly cash flow report

Name of entity

**CHESSER RESOURCES LIMITED**

ABN

**14 118 619 042**

Quarter ended ("current quarter")

**30 SEPTEMBER 2021**

Consolidated statement of cash flows	Current quarter \$A'000	Year to date (Three months) \$A'000
<b>1. Cash flows from operating activities</b>		
1.1 Receipts from customers		
1.2 Payments for		
(a) exploration & evaluation (if expensed)	-	-
(b) development	-	-
(c) production	-	-
(d) staff costs	(178)	(178)
(e) administration and corporate costs	(170)	(170)
1.3 Dividends received (see note 3)	-	-
1.4 Interest received	-	-
1.5 Interest and other costs of finance paid	(1)	(1)
1.6 Income taxes paid	-	-
1.7 Government grants and tax incentives	-	-
1.8 Other (provide details if material)	-	-
<b>1.9 Net cash from / (used in) operating activities</b>	<b>(349)</b>	<b>(349)</b>
<b>2. Cash flows from investing activities</b>		
2.1 Payments to acquire:		
(a) entities	-	-
(b) tenements	-	-
(c) property, plant, and equipment	(20)	(20)
(d) exploration & evaluation (if capitalised)	(1,250)	(1,250)
(e) investments	-	-
(f) other non-current assets	-	-



<b>Consolidated statement of cash flows</b>		<b>Current quarter \$A'000</b>	<b>Year to date (Three months) \$A'000</b>
2.2	Proceeds from the disposal of:		
	(a) entities	-	-
	(b) tenements	-	-
	(c) property, plant, and equipment	-	-
	(d) investments	-	-
	(e) other non-current assets	-	-
2.3	Cash flows from loans to other entities	-	-
2.4	Dividends received (see note 3)	-	-
2.5	Other (provide details if material)	-	-
<b>2.6</b>	<b>Net cash from / (used in) investing activities</b>	<b>(1,270)</b>	<b>(1,270)</b>

<b>3.</b>	<b>Cash flows from financing activities</b>		
3.1	Proceeds from issues of equity securities (excluding convertible debt securities)	-	-
3.2	Proceeds from issue of convertible debt securities	-	-
3.3	Proceeds from exercise of options	829	829
3.4	Transaction costs related to issues of equity securities or convertible debt securities	-	-
3.5	Proceeds from borrowings	-	-
3.6	Repayment of borrowings	-	-
3.7	Transaction costs related to loans and borrowings	-	-
3.8	Dividends paid	-	-
3.9	Other (provide details if material)	-	-
<b>3.10</b>	<b>Net cash from / (used in) financing activities</b>	<b>829</b>	<b>829</b>

<b>Consolidated statement of cash flows</b>		<b>Current quarter \$A'000</b>	<b>Year to date (Three months) \$A'000</b>
<b>4.</b>	<b>Net increase / (decrease) in cash and cash equivalents for the period</b>		
4.1	Cash and cash equivalents at beginning of period	8,092	8,092
4.2	Net cash from / (used in) operating activities (item 1.9 above)	(349)	(349)
4.3	Net cash from / (used in) investing activities (item 2.6 above)	(1,270)	(1,270)
4.4	Net cash from / (used in) financing activities (item 3.10 above)	829	829
4.5	Effect of movement in exchange rates on cash held	7	7
<b>4.6</b>	<b>Cash and cash equivalents at end of period</b>	<b>7,309</b>	<b>7,309</b>

<b>5.</b>	<b>Reconciliation of cash and cash Equivalents</b> at the end of the quarter (as shown in the consolidated statement of cash flows) to the related items in the accounts	<b>Current quarter \$A'000</b>	<b>Previous quarter \$A'000</b>
5.1	Bank balances	7,309	8,092
5.2	Call deposits	-	-
5.3	Bank overdrafts	-	-
5.4	Other (provide details)	-	-
<b>5.5</b>	<b>Cash and cash equivalents at end of quarter (should equal item 4.6 above)</b>	<b>7,309</b>	<b>8,092</b>

**6. Payments to related parties of the entity and their associates**

6.1	Aggregate amount of payments to related parties and their associates included in item 1	170
6.2	Aggregate amount of payments to related parties and their associates included in item 2	-

**Current quarter  
\$A'000**

Note: if any amounts are shown in items 6.1 or 6.2, your quarterly activity report must include a description of, and an explanation for, such payments.

<b>7. Financing facilities</b>	<b>Total facility amount at quarter end \$A'000</b>	<b>Amount drawn at quarter end \$A'000</b>
<i>Note: the term 'facility' includes all forms of financing arrangements available to the entity. Add notes as necessary for an understanding of the sources of finance available to the entity.</i>		
7.1 Loan facilities	-	-
7.2 Credit standby arrangements	-	-
7.3 Other (please specify)	-	-
<b>7.4 Total financing facilities</b>	-	-
<b>7.5 Unused financing facilities available at quarter end</b>		-
7.6 Include in the box below a description of each facility above, including the lender, interest rate, maturity date and whether it is secured or unsecured. If any additional financing facilities have been entered into or are proposed to be entered into after quarter end, include a note providing details of those facilities as well.		
<b>Not applicable</b>		

<b>8. Estimated cash available for future operating activities</b>	<b>\$A'000</b>
8.1 Net cash from / (used in) operating activities (Item 1.9)	(349)
8.2 Capitalised exploration & evaluation (Item 2.1(d))	(1,250)
8.3 Total relevant outgoings (Item 8.1 + Item 8.2)	(1,599)
8.4 Cash and cash equivalents at quarter end (Item 4.6)	7,309
8.5 Unused finance facilities available at quarter end (Item 7.5)	-
8.6 Total available funding (Item 8.4 + Item 8.5)	7,309
<b>8.7 Estimated quarters of funding available (Item 8.6 divided by Item 8.3)</b>	4.6

8.8 If Item 8.7 is less than 2 quarters, please provide answers to the following questions:

1. Does the entity expect that it will continue to have the current level of net operating cash flows for the time being and, if not, why not?

Answer:

Not applicable

2. Has the entity taken any steps, or does it propose to take any steps, to raise further cash to fund its operations and, if so, what are those steps and how likely does it believe that they will be successful?

Answer:

Not applicable

3. Does the entity expect to be able to continue its operations and to meet its business objectives and, if so, on what basis?

Answer:

Not applicable

## 1.1 Compliance statement

- 1 This statement has been prepared in accordance with accounting standards and policies which comply with Listing Rule 19.11A.
- 2 This statement gives a true and fair view of the matters disclosed.

Date: **14 October 2021**

Authorised by: **By the Board of Directors of Chesser Resources Pty Ltd**  
(Name of body or officer authorising release – see note 4)

## 1.2 Notes

1. This quarterly cash flow report and the accompanying activity report provide a basis for informing the market about the entity's activities for the past quarter, how they have been financed and the effect this has had on its cash position. An entity that wishes to disclose additional information over and above the minimum required under the Listing Rules is encouraged to do so.
2. If this quarterly cash flow report has been prepared in accordance with Australian Accounting Standards, the definitions in, and provisions of, *AASB 6: Exploration for and Evaluation of Mineral Resources* and *AASB 107: Statement of Cash Flows* apply to this report. If this quarterly cash flow report has been prepared in accordance with other accounting standards agreed by ASX pursuant to Listing Rule 19.11A, the corresponding equivalent standards apply to this report.
3. Dividends received may be classified either as cash flows from operating activities or cash flows from investing activities, depending on the accounting policy of the entity.
4. If this report has been authorised for release to the market by your board of directors, you can insert here: "By the board". If it has been authorised for release to the market by a committee of your board of directors, you can insert here: "By the [*name of board committee – eg Audit and Risk Committee*]". If it has been authorised for release to the market by a disclosure committee, you can insert here: "By the Disclosure Committee".
5. If this report has been authorised for release to the market by your board of directors and you wish to hold yourself out as complying with recommendation 4.2 of the ASX Corporate Governance Council's *Corporate Governance Principles and Recommendations*, the board should have received a declaration from its CEO and CFO that, in their opinion, the financial records of the entity have been properly maintained, that this report complies with the appropriate accounting standards and gives a true and fair view of the cash flows of the entity, and that their opinion has been formed on the basis of a sound system of risk management and internal control which is operating effectively.