


Ellerston Asian Investments Limited (ASX: EAI)



Monthly Newsletter, April 2022

Key Information

Listing Date^^	4 September 2015
NTA (before tax)*	\$0.9777
NTA (after realised tax)^	\$0.9777
NTA (after tax)**	\$1.0211
Share Price at 30/04/2022	\$0.855
EAI Market Capitalisation	\$109.5 Million
Average Management Fee	0.82%
Performance Fee	15%

* NTA (before tax) – Includes taxes that have been paid.

^ NTA (after realised tax) – Includes a provision for tax on realised gains from the Company's Investment Portfolio.

** NTA (after tax) – Includes a Tax Asset of 3.954 Cents per share relating to realised and unrealised losses.

Performance Summary

Performance	1 Month	3 Months	6 Months	1 Year	3 Years (p.a.)	5 Years (p.a.)	Since Inception^^ (p.a.)
Net^	-0.48%	-12.61%	-12.40%	-18.11%	0.81%	4.37%	4.25%
Benchmark*	0.15%	-10.99%	-10.61%	-15.63%	0.21%	3.99%	5.23%
Alpha	-0.62%	-1.62%	-1.79%	-2.48%	0.60%	0.38%	-0.97%

^ The net return figure is calculated before all tax provisions, after fees & expenses, includes the effects of the share buyback, and excluding the effects of option exercise dilution. Past performance is not a reliable indication of future performance

*MSCI Asia ex Japan (non-accumulation) (AUD)

Ellerston Asian Investments (EAI) was down 0.48% (net) in April versus the MSCI Asia ex Japan Index which was up 0.15%.

EAI aims to have a sustainable dividend policy based on multiple years of profit reserves. As at the end of April 2022, EAI's dividend profit reserve was approximately 13.6 cents per share.

April 2022 was another turbulent month for equity markets with macro factors such as inflation, interest rates and slowing growth continuing to take centre stage. Meanwhile, mixed signals coming out of China also contributed to market volatility. We discuss these two factors below.

Global Stagflation Concerns

During the month, investors grew increasingly worried that persistently high inflation will force central banks around the world, most notably the US Federal Reserve (Fed) to lift interest rates aggressively and subsequently cause an economic recession. Indeed, the Fed lifted its key policy rate by 50bps in early May and the fixed income market is now pricing in a further ~180bps increase by the end of 2022. Additionally, the Fed will start reducing its US\$8.9tn balance sheet from June by up to US\$95bn/month. The concurrent tightening of monetary and quantitative policies have only occurred once in recent history (in 2018). Investors are therefore nervous about the impact that higher rates and the withdrawal of liquidity will have on the economy and financial markets. In theory, a tightening of financial conditions is not ideal for economic growth and therefore growth stocks. We note however that the real Fed funds rate remains deeply negative, with the latest US CPI print of 8.3% significantly higher than the policy rate of 0.75-1.00%. Negative real rates should still provide a constructive backdrop for growth equities, particularly those with pricing power, strong balance sheets and positive free cash flows.

EAI's core philosophy is to own quality growth companies that trade at reasonable valuations over a long investment horizon. Our portfolio currently does not contain any unprofitable or expensive growth companies. We believe this selective approach should allow the portfolio to perform resiliently in volatile markets. As at the end of April, the weighted average PE ratio of EAI was 18x and the weighted average forward earnings growth was ~19% for a PEG ratio of <1.0x. Average ROE of the portfolio was 18% and all our portfolio companies are free cash flow positive.



China Update

Another factor weighing on global markets has been the COVID situation in China. Over 40 cities in China are still under some form of localized restrictions and the Government again reiterated its zero-COVID policy during the month citing the need to protect human lives. This will remain a drag on domestic demand, exports and global growth in the near term. We however continue to believe that policymakers will reassess its hardline COVID policy given the disease is becoming progressively more contagious, but less virulent. Whilst zero-COVID worked remarkably well during the initial outbreak in 2020, the increased transmissibility of subsequent variants have made this strategy impractical to enforce. Improvements in testing protocols and continued rollout of new COVID vaccines and antiviral pills should reduce the human impact of the virus and allow the Government to confidently shift towards a 'COVID light' model throughout this year. We see a refinement of the COVID policy as a pivotal step for China to achieve its 5.5% GDP growth target for 2022.

Despite the near term COVID related headwinds, a Politburo meeting in late April provided the strongest signal yet about the Government's intention to stimulate the domestic economy. Specifically, the meeting called for an acceleration in infrastructure spending, relaxation of property restrictions, increased fiscal stimulus and support for the platform companies. The Government has so far disappointed the market with the lack of stimulus and supportive policy action. We however believe it is only matter of time before further easing measures will be announced.

Expectations around COVID relaxation and stimulus are currently low and investor sentiment towards China is poor. The Hang Seng Index and CSI300 are both in bear market territory with a number of market participants having concluded that China is 'uninvestible'. We believe this is a backdrop where excellent long term buying opportunities can be found. Indeed, we have increased our exposure to China/HK over the past couple of months. Given the current bearish sentiment, any tangible policy action in the coming weeks could be a significant inflection point for a sustained rally in China/HK markets.

Portfolio Performance Summary

Indonesia and Singapore were the largest contributors to alpha during the month. Whilst, Taiwan and Hong Kong were the largest detractors. At a sector level, Energy and Consumer Staples were the biggest contributors to performance. Meanwhile, Industrials and Information Technology were the worst performers.

At a company level, Reliance Industries, Kweichow Moutai and Bank of Mandiri were the main alpha generators for the portfolio. The positive moves in Reliance Industries reflects earnings tailwinds from rising refining margins and tariff hikes in its Jio telecom business. Moutai's share price strength during the month reflected better than expected 1Q2022 numbers where sales and net profit grew 18% and 24% respectively. Bank of Mandiri meanwhile also reported very strong 1Q22 numbers with loan growth of +9YoY, NIM expansion (to 5.3%) and lower provisions driving operating profit growth of +57%YoY.

China Merchants Bank (CMB), CATL and Unimicron were the biggest drags on performance. CMB's share price was dragged down by the sudden removal of its President Tian Huiyu due to an investigation on potential legal violations. Our channel checks suggest the investigation could be related to other recent anti-corruption investigations into Tian's former colleagues at China Construction Bank. Whilst this unexpected senior management change is negative for sentiment, we believe this to be an isolated incident rather than an institutional issue. CMB has historically demonstrated a cautious risk management culture characterized by low non-performing loan ratio of 0.94%, high provision coverage of 463% and Tier 1 capital ratio of 14.9%. Furthermore, we believe the potential appointment of current CFO Wang Liang to President could give the market confidence that CMB's strategy to drive high quality growth and ROE will remain unchanged. CATL's share price was negatively impacted by expectations that surging lithium and nickel prices would be major headwind to margins. Unimicron's share price weakness meanwhile reflected concerns over a potential slowdown in semiconductor related demand and COVID-related disruptions to the company's Kunshan factory (3-4% of sales). Unimicron however reported very strong 1Q21 results during the month with revenues and operating profit up 41% and 482% respectively. This reaffirms our belief that Unimicron is likely to be the biggest beneficiary of the secular supply shortage situation in the ABF substrate market.

As always, if you have any questions regarding any aspect of the Fund or the portfolio, please feel free to contact us at info@ellerstoncapital.com.

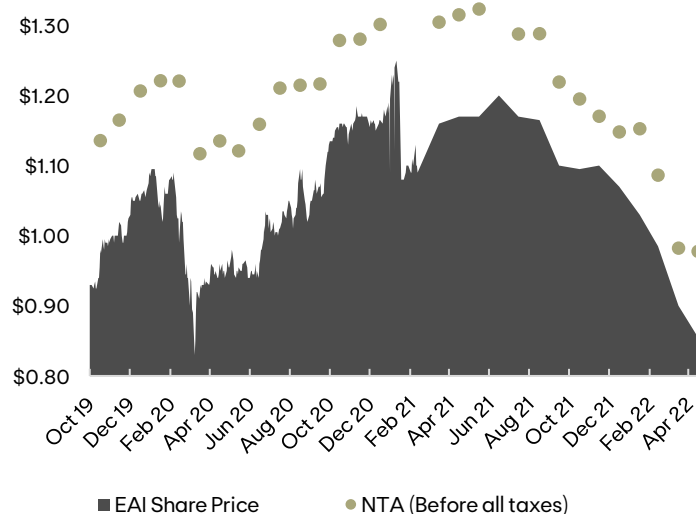
Kind regards,
Fredy Hoh

PORTFOLIO CHARACTERISTICS

TOP 10 HOLDINGS

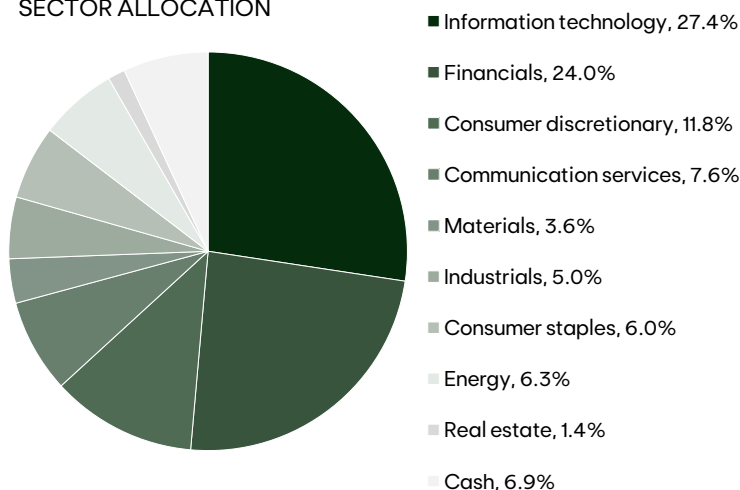
TSMC	10.4%
Samsung Electronics Co	7.5%
Reliance Industries	6.3%
Tencent	6.2%
DBS Group Holdings	4.5%
AIA Group	4.1%
Alibaba Group Holdings	3.9%
China Mengniu Dairy Co	3.5%
ICICI Bank	3.3%
Unimicron Technology	2.9%

EAI SHARE PRICE VS NTA



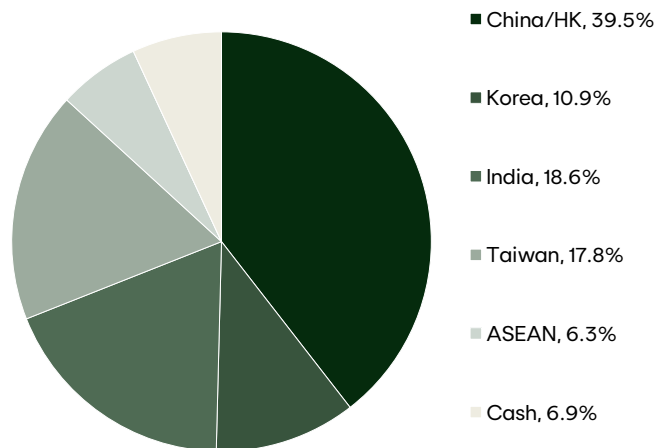
Source: Ellerston Capital.

SECTOR ALLOCATION



Source: Ellerston Capital.

GEOGRAPHIC ALLOCATION



Source: Ellerston Capital.

Contact Us Sydney

Level 11, 179 Elizabeth Street,
Sydney, NSW 2000
+612 9021 7701
info@ellerstoncapital.com

Find out more

All holding enquiries should be directed to our register, Link Market Services on **1300 551 627** or EAI@linkmarketservices.com.au

Should investors have any questions or queries regarding the Fund, please contact our Investor Relations team on **02 9021 7701** or info@ellerstoncapital.com or visit us at ellerstoncapital.com

This report has been prepared for Ellerston Asian Investments Limited by the investment manager Ellerston Capital Limited ABN 34 110 397 674 AFSL No. 283 000. Any information has been prepared for the purpose of providing general information only, without taking account of any particular investor's objectives, financial situation or needs. It is not an offer or invitation for subscription or purchase, or a recommendation of any financial product and is not intended to be relied upon by investors in making an investment decision. Past performance is not a reliable indicator of future performance. To the extent any general financial product advice is provided in this document, it is provided by Ellerston Capital Limited ABN 34 110 397 674 AFSL No. 283 000. An investor, before acting on anything that he or she construes as advice, should consider the appropriateness of such construction and advice having regard to their objectives, financial situation or needs.

The Certification Symbol signifies that a product or service offers an investment style that takes into account environmental, social, governance or ethical considerations. The Symbol also signifies that Ellerston Asian Investments (EAI) adheres to the strict disclosure practices required under the Responsible Investment Certification Program for the category of Product Provider. The Certification Symbol is a Registered Trade Mark of the Responsible Investment Association Australasia (RIAA). Detailed information about RIAA, the Symbol, EAI's methodology, performance and stock holdings can be found at www.responsibleinvestment.org, together with details about other responsible investment products certified by RIAA.¹

¹ The Responsible Investment Certification Program does not constitute financial product advice. Neither the Certification Symbol nor RIAA recommends to any person that any financial product is a suitable investment or that returns are guaranteed. Appropriate professional advice should be sought prior to making an investment decision. RIAA does not hold an Australian Financial Services Licence