

**Deal Name:** **Driver Australia Seven**

**Issuer:** Perpetual Corporate Trust Limited (ABN 99 000 341 533)  
of Level 18, 123 Pitt Street,  
Sydney NSW 2000 Australia  
in its capacity as trustee of the Driver Australia Seven Trust.

**Originator of the Receivables:** Volkswagen Financial Services Australia Pty Ltd

**Seller of the Receivables:** Volkswagen Financial Services Australia Pty Ltd

**Servicer name:** Volkswagen Financial Services Australia Pty Ltd

**Reporting Entity:** Volkswagen Financial Services Australia Pty Ltd  
ABS Operations  
(Physical Address)  
Level 1, 24 Muir Road,  
Chullora NSW 2190  
(Postal Address)  
Locked Bag 4002  
Chullora NSW 2190

**Contact:** Phone: +61 2 9751 6257  
Fax: +61 2 9695 6399  
Email: ABSOperations.Australia@vwfs.com.au

**Corporate Service Provider:** Perpetual Corporate Trust Limited  
(ABN 99 000 341 533)  
of Level 18, 123 Pitt Street,  
Sydney NSW 2000 Australia in its personal capacity.



## Contents

Page	Table of Contents
1	<a href="#">Cover</a>
2	<a href="#">Contents</a>
3	<a href="#">Reporting Details</a>
4	<a href="#">Parties Overview</a>
5	<a href="#">Transaction Events I</a>
6	<a href="#">Transaction Events II</a>
7	<a href="#">Transaction Events III</a>
8	<a href="#">Information regarding the Notes I</a>
9	<a href="#">Information regarding the Notes II</a>
10	<a href="#">Cash Collateral Account</a>
11	<a href="#">Credit Enhancement</a>
12	<a href="#">Swap Fixing / Waterfall</a>
13	<a href="#">Retention of Net Economic Interest</a>
14	<a href="#">Amortisation Profile I</a>
15	<a href="#">Amortisation Profile II</a>
16	<a href="#">Run Out Schedule I</a>
18	<a href="#">Run Out Schedule II</a>
19	<a href="#">Outstanding Contracts I</a>
21	<a href="#">Outstanding Contracts II</a>
22	<a href="#">Arrears</a>
24	<a href="#">Net Salvage Loss</a>
25	<a href="#">Net Salvage After Recoveries</a>
26	<a href="#">Prepayments</a>
27	<a href="#">Pool Data I</a>
29	<a href="#">Pool Data II</a>
30	<a href="#">Pool Data III</a>
32	<a href="#">Pool Data IV</a>
34	<a href="#">Pool Data V</a>
36	<a href="#">Pool Data VI</a>
37	<a href="#">Pool Data VII</a>
43	<a href="#">Pool Data VIII</a>
45	<a href="#">Pool Data IX</a>
47	<a href="#">Hardship Extensions</a>
48	<a href="#">Engine Type</a>
50	<a href="#">Contract Level Data</a>

**Reporting Details**

**Deal Overview**

Pool Cut Date	31/10/2021	Publication Date:	16/05/2022 (16th of each month)
Scheduled Date of Clean-Up-Call	12/2025	Payment Date:	23/05/2022 (21st of each month)
Legal Maturity Date	21/01/2030	Reporting Date:	30/04/2022
Issue Date	22/11/2021	Asset Collection Period:	from 01/04/2022 until 30/04/2022
Period No.:	6	Interest Accrual Period	from 21/04/2022 until 23/05/2022
Reporting frequency:	Monthly	Note Payment Period:	from 21/04/2022 until 23/05/2022
Next Payment Date:	21/06/2022	Days accrued:	32

Vehicle Type at Pool Cut	Number of Contracts	Percentage of Contracts	Outstanding Discounted Receivables Balance	Percentage Outstanding Discounted Receivables Balance
New	10,680	70.07%	463,158,976.27 AUD	77.19%
Used	4,561	29.93%	136,866,121.79 AUD	22.81%
<b>Total</b>	<b>15,241</b>	<b>100.00%</b>	<b>600,025,098.06 AUD</b>	<b>100.00%</b>

Credit Type at Pool Cut	Number of Contracts	Percentage of Contracts	Outstanding Discounted Receivables Balance	Percentage Outstanding Discounted Receivables Balance
Chattel Mortgage	9,371	61.49%	414,965,143.56 AUD	69.16%
Consumer Loan	5,870	38.51%	185,059,954.50 AUD	30.84%
<b>Total</b>	<b>15,241</b>	<b>100.00%</b>	<b>600,025,098.06 AUD</b>	<b>100.00%</b>

Parties Overview

<b>Lead Managers:</b>	<p><b>Australia and New Zealand Banking Group Limited</b> (ABN 11 005 357 522) ANZ Tower 242 Pitt Street Sydney, NSW 2000 Australia</p> <p><b>Bank of America Merrill Lynch (which is the trading name of Merrill Lynch International)</b> (ARBN 125 336 567) Merrill Lynch Financial Centre 2 King Edward Street London EC1A 1HQ United Kingdom</p>	<b>Security Trustee:</b>	<p><b>P.T. Limited</b> (ABN 67 004 454 666) Level 18 123 Pitt Street Sydney NSW 2000 Australia</p>
<b>Trustee:</b>	<p><b>Perpetual Corporate Trust Limited</b> (ABN 99 000 341 533) of Level 18, 123 Pitt Street, Sydney NSW 2000 Australia in its capacity as trustee of the Driver Australia Seven Trust.</p>	<b>Trust Manager:</b>	<p><b>Perpetual Nominees Limited</b> (ABN 37 000 733 700) of Level 18, 123 Pitt Street, Sydney NSW 2000 Australia in its capacity as the trust manager for the Driver Australia Seven Trust</p>
<b>Sub Trust Manager:</b>	<p><b>Volkswagen Financial Services Australia Pty Limited</b> (ABN 20 097 071 460) Level 1, 24 Muir Road, Chullora, NSW 2190</p>	<b>Account Bank:</b>	<p><b>Australia and New Zealand Banking Group Limited</b> (ABN 11 005 357 522) ANZ Tower 242 Pitt Street Sydney, NSW 2000 Australia</p>
<b>Clearing Systems:</b>	<p><b>Austraclear Limited</b> 30-32 Grosvenor Street. Sydney, NSW 2000</p>	<b>Swap Counterparty:</b>	<p><b>ING Bank N.V.</b> (ID 26 300 892 1) Bijlmerdreef 106 1102 CT Amsterdam The Netherlands</p>
<b>Servicer:</b>	<p><b>Volkswagen Financial Services Australia Pty Limited</b> (ABN 20 097 071 460) Level 1, 24 Muir Road, Chullora, NSW 2190 email: ABSOperations.Australia@vwfs.com.au phone: +61 2 9751 6257</p>	<b>Rating Agencies:</b>	<p><b>Fitch Ratings</b> Attn.: Australia Surveillance Suite 15.01, Level 15, 135 King Street Sydney, NSW 2000 Australia email: australia.surveillance@fitchratings.com</p> <p><b>Moody's</b> Attn.: Monitor Sydney Level 10, 1 O'Connell Street Sydney, NSW 2000 Australia email: Monitor.Sydney@moodys.com</p>

### Transaction Events (I)

#### Clean-Up Call Condition

Percentage of Current Outstanding Discounted Receivables Balance	<b>84.91%</b>	
Min. Percentage of Outstanding Discounted Receivables Balance	<b>10.00%</b>	The Clean-Up-Call Condition is expected to be reached in 12/2025.

#### Clean-Up Call

VWFS Australia will have the right at its option to exercise a Clean-Up Call and to repurchase all (but not only some) of the Purchased Receivables from the Issuer at any time when the then outstanding Aggregate Discounted Receivables Balance is less than ten (10) per cent. of the Aggregate Cut-off Date Discounted Receivables Balance and, assuming the Transaction Documents are given full effect, all payment obligations under the Notes, including principal and accrued interest, will thereby be fulfilled in accordance with the Order of Priority (the Clean-up Call Conditions).

Repurchase of Receivables	Number of contracts	% of Contracts	Outstanding Discounted Receivables Balance	% of Outstanding Discounted Receivables Balance	Interest Compensation Payment	Re-Purchase Price
Current Period	-	0.00%	- AUD	0.00%	- AUD	- AUD
Previous Periods	-	0.00%	- AUD	0.00%	- AUD	- AUD
<b>Total</b>	-	<b>0.00%</b>	<b>- AUD</b>	<b>0.00%</b>	<b>- AUD</b>	<b>- AUD</b>

If a repurchase of receivables occurred, it would only result from non-eligibility as of the respective Pool Cut Date (which has been discovered at a later stage), a Legitimate Repudiation of a Receivables Contract, a Reloaded Contract or a Flat-Cancelled Contract.

#### Transaction Party Replacements

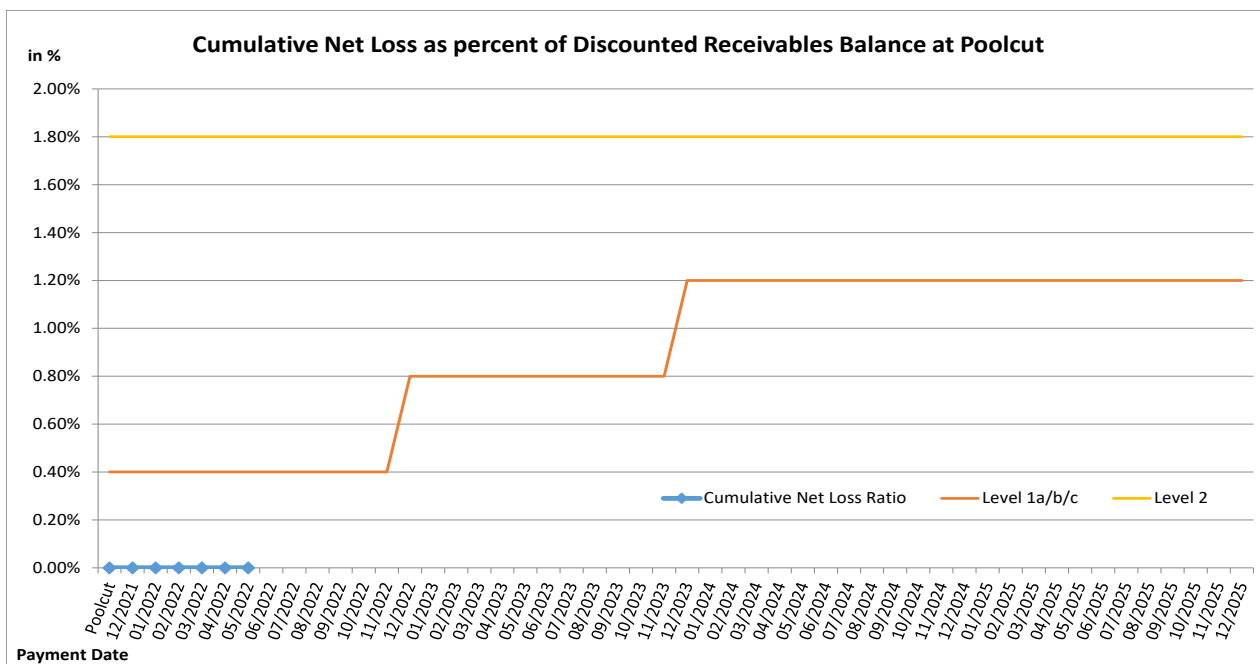
Capacity of Transaction Party	Date of Replacement	Reason for Replacement	Replaced Party	Replaced by

**Transaction Events (II)**

**Credit Enhancement Increase Conditions**

Level 1a Credit Enhancement Increase Condition - Cumulative Net Losses do not amount to 0.4% for any Payment Date prior to or during Nov 2022	<b>NO</b>
Level 1b Credit Enhancement Increase Condition - Cumulative Net Losses do not amount to 0.8% for any Payment Date from Dec 2022 but prior to or during Nov 2023	<b>NO</b>
Level 1c Credit Enhancement Increase Condition - Cumulative Net Losses do not amount to 1.2% for any Payment Date after Nov 2023	<b>NO</b>
Level 2 Credit Enhancement Increase Condition - Cumulative Net Losses do not amount to 1.8% for any Payment Date	<b>NO</b>

Net losses	Net Loss Amount
Net Salvage Loss registered in current Period	- AUD
Cumulative Net Salvage Loss incl. current Period	- AUD
Cumulative Net Salvage Loss as of the End of the Monthly Period	- AUD
Discounted Balance as of Pool Cut Date	600,025,098.06 AUD
Cumulative Net Loss as percentage of Discounted Receivables Balance at Pool Cut	0.00000%



**Transaction Events (III)**

**Account Bank:**

Australia and New Zealand Banking Group Limited

Current Rating \*

Minimum required Rating (if no short term Rating available, the higher long term rating is applicable)

or

Fitch			Moody's		
Long Term	Short Term	Outlook	Long Term	Short Term	Outlook
A+	F1	Stable	Aa3	P-1	Stable
-	F1	-	A2	P-1	-
A	-	-	A2	P-1	-

If the Account Bank ceases to have the Account Bank Required Rating it shall, at its own cost,

(i) transfer the accounts to an Eligible Collateral Bank, or

(ii) provide a guarantee from an Eligible Guarantor, or

If none of the measures is taken within a given timespan, the Issuer may enter into new banking arrangements at its own initiative with another Account Bank.

(Please refer to the Prospectus for a complete description of the mechanism)

**Required Rating:**

**Fulfilled**

**Swap Counterparty**

ING Bank N.V.

Current Rating \*

Minimum required Rating for Class A Notes

Minimum required Rating for Class B Notes

Fitch			Moody's		
Long Term	Short Term	Outlook	Long Term	Short Term	Outlook
AA-	F1+	Stable	A1	P-1	Stable
A	F1	-	A3	-	-
-	-	-	A3	-	-

If the Swap Bank falls below the above mentioned Minimum Rating (Level I) it shall provide Eligible Credit Support by means of Cash or certain types of Prime Debt Obligations

If the Swap Bank ceases to have the even lower Rating as an Eligible Swap Counterparty (Level II) it shall, at its own cost,

(i) transfer all rights and obligations under the Swap Agreement to another Eligible Swap Partner or

(ii) provide a guarantee from an Eligible Guarantor.

If none of the measures is taken within a given timespan, the Issuer may enter into new arrangements at its own initiative with another Swap Bank.

(Please refer to the Prospectus for a complete description of the mechanism)

**Required Rating:**

**Fulfilled**

**Servicer**

Volkswagen Financial Services Australia Pty Ltd

If the Monthly Remittance Condition is satisfied, VWFS Australia, as the Servicer, is required to pay collections of the Purchased Receivables (including proceeds from the disposition of any Financed Objects) received by it during each Monthly Period into the Distribution Account in a single deposit no later than the Payment Date for that Monthly Period.

If the Monthly Remittance Condition is not met, the Servicer must remit collections received by it in respect of the Purchased Receivables in accordance with the procedure outlined in detail in "ADMINISTRATION OF THE PURCHASED RECEIVABLES UNDER THE SERVICING AGREEMENT - Commingling".

**Monthly  
Remittance  
Condition:**

**Fulfilled**

**Information regarding the Notes I**

Rating at Issue Date	Class A	Class B
Moody's	Aaa (sf)	Aa2 (sf)
Fitch	AAAsf	NRsf

Current Rating	Class A	Class B
Moody's	Aaa (sf)	Aa2 (sf)
Fitch	AAAsf	NRsf

Information on Notes	Class A	Class B
Legal maturity date	21/01/2030	21/01/2030
Scheduled Clean Up Call	Dec 2025	Dec 2025
ISIN:	AU3FN0063434	AU3FN0063442
Common Code:	239718256	239718272
Nominal Amount	100,000.00 AUD	100,000.00 AUD

Information on Interest	Class A	Class B
Spread/ Margin	70 bps	100 bps
Index Rate	1-Month-BBSW	1-Month-BBSW
Fixed/Floating	floating	floating
Current Coupon	1-Month-BBSW + 70	1-Month-BBSW + 100
Day Count Convention	actual/365	actual/365



## Information regarding the Notes II

Monthly Period:	04/2022
Payment Date:	23/05/2022
Interest Accrual Period (from/until)	from 21/04/2022 until 23/05/2022
Days accrued	32
Index Rate	1-Month-BBSW
Base Interest Rate:	0.0550%
Day Count Convention	actual/365

Interest Payments	Class A	Class B
Total Interest Amount of the Reporting Period	297,726.47 AUD	30,522.74 AUD
Paid Interest	297,726.47 AUD	30,522.74 AUD

Unpaid Interest	Class A	Class B
Unpaid Interest in the Reporting Period	- AUD	- AUD
Cumulative unpaid Interest	- AUD	- AUD

Note Balance	Class A	Class B
Note Balance as of Poolcut	526,200,000.00 AUD	33,000,000.00 AUD
Note Balance as of the Beginning of the Period	449,793,707.82 AUD	33,000,000.00 AUD
Redemption Amount per Class	15,588,780.24 AUD	- AUD
<b>Class Balance as of the End of the Period</b>	<b>434,204,927.58 AUD</b>	<b>33,000,000.00 AUD</b>

Payments to Investors per note	Class A	Class B
Interest Per Note	56.58 AUD	92.49 AUD
Principal Repayment by note	2,962.52 AUD	- AUD
Number of Notes	5,262	330
Note Factor	0.8251709	1.0000000

Overcollateralisation Percentage	Class A	Class B
Initial OC Percentage at Poolcut	12.3037%	6.8039%
Current OC Percentage	14.7700%	8.3000%
Target OC Percentage	26.0000%	18.0000%

Subordinated Loan	
Balance as of the Beginning of the Period	34,265,489.14 AUD
Regular Redemption from Waterfall	- AUD
Redemption from Cash Collateral Account	113,159.87 AUD
Balance as of the End of the Period	34,152,329.27 AUD

## Cash Collateral Account

Cash collateral account (CCA)	Value
<b>CCA Opening Balance - Initial balance at poolcut</b>	<b>7,200,000.00 AUD</b>
<b>Balance as of the beginning of the period</b>	<b>6,299,911.10 AUD</b>
<b>Specified General Cash Collateral Account Balance</b>	<b>6,113,601.45 AUD</b>
the greater of: 1.20 per cent of the Aggregate Discounted Receivables Balance as of the end of the Monthly Period; and	6,113,601.45 AUD
the lesser of: \$6,000,000; and	6,000,000.00 AUD
the aggregate outstanding principal amount of the Class A Notes and Class B Notes as of the end of the Monthly Period	482,793,707.82 AUD
<b>Payments</b>	<b>186,309.65 AUD</b>
General payment from CCA	186,309.65 AUD
General payment to CCA	- AUD
<b>Balance as of the end of the period</b>	<b>6,113,601.45 AUD</b>

## Credit Enhancement

Credit Enhancement as of Poolcut Date	% of Aggregate Discounted Receivables Balance	Value
Class B Note	5.50%	33,000,000.00 AUD
Subordinated Loan	5.80%	34,825,098.06 AUD
Overcollateralisation	1.00%	6,000,000.00 AUD
Cash Collateral Account	1.20%	7,200,000.00 AUD

Cash Collateral Account (CCA)	Value	in % of Outstanding Discounted Receivables Balance as of Poolcut Date
<b>Initial Balance at Poolcut</b>	7,200,000.00 AUD	1.20%
<b>Initial Targeted Balance at Poolcut</b>	7,200,000.00 AUD	1.20%
<b>Current Targeted Balance</b>	6,113,601.45 AUD	1.02%
<b>Balance as of the Beginning of the Period</b>	6,299,911.10 AUD	1.05%
Payment from CCA	186,309.65 AUD	0.03%
Payment to CCA	- AUD	0.00%
<b>Balance as of the End of the Period</b>	6,113,601.45 AUD	1.02%

## Calculation of Credit Enhancement

Initially, Driver Australia Seven's Credit Enhancement consists of the respective Note Issue in comparison to the Discounted Receivables Balance as of Poolcut, minus any Senior Debt Issuance. This 'Overcollateralisation' (i.e. Credit Enhancement excluding the Cash Collateral Account) is specific for each Note Series and increases with its seniority.

Subsequently, the 'Overcollateralisation' is calculated (as an Overcollateralisation Percentage) on a monthly basis, all on end of month figures. Considering the seniority of the respective Note Series, redemption is made until a Target Overcollateralisation Percentage has been reached. All remaining funds will be used to perform payments in the more junior positions of the Order of Priority.

The Target OC percentages for each Note Class are determined subject to 3 items:

- They will increase in 2 steps in case the Cumulative Net Loss Ratio exceeds a certain level and Credit Enhancement Increase Condition is met.
- They will increase to 100% if the Aggregate Discounted Receivables Balance falls below 10.00% of the Aggregate Discounted Receivables Balance at Cut-Off Date (without a Clean-Up Call being exercised).
- A Foreclosure Event causes the transaction to switch into sequential payment mode, in which case the OC Percentages will not determine the maximum redemption amount and may be exceeded.

In addition, there is the 'General Cash Reserve', in the form of a Cash Collateral Account, which is in principle to the benefit of all Tranches over the entire lifetime of the transaction.

**Swap Fixing / Waterfall**

<b>Amortising Interest Rate Swap</b>	<b>Class A</b>	<b>Class B</b>
Initial Principal	526,200,000.00 AUD	33,000,000.00 AUD
Underlying Principal for Reporting Period	449,793,707.82 AUD	33,000,000.00 AUD
Paying Leg	Fixed Interest Rate	Fixed Interest Rate
Receiving Leg	Floating Interest Rate	Floating Interest Rate
Net Swap Payments - Net Swap Receipts	266,389.81 AUD	22,607.26 AUD

<b>Available Distribution Amount Calculation</b>	<b>Payment to waterfall position</b>	<b>Remaining Amount</b>
1) i) Available Collections Amount from Contracts	17,957,187.76 AUD	17,957,187.76 AUD
1) ii) Available Collections - Interest on Trust Account	626.49 AUD	17,957,814.25 AUD
2) Drawings From Cash Collateral Account as provided for in clause 12.1 of the Issue Supplement	- AUD	17,957,814.25 AUD
3) i) Net Swap Receipts - Class A	- AUD	17,957,814.25 AUD
3) ii) Net Swap Receipts - Class B	- AUD	17,957,814.25 AUD
4) Damages and Indemnity Payments to Issuer	- AUD	17,957,814.25 AUD
5) Other Reimbursement Amounts	- AUD	17,957,814.25 AUD
6) Buffer Release Amount	(1,302,730.97 AUD)	16,655,083.28 AUD
Remaining Rounding Amount (M-1)	35.76 AUD	16,655,119.04 AUD

<b>Waterfall</b>	<b>Payment to waterfall position</b>	<b>Remaining Amount</b>
Available Distribution Amount	- AUD	16,655,119.04 AUD
1) Trust Beneficiary \$1	(1.00 AUD)	16,655,118.04 AUD
2) Taxes	- AUD	16,655,118.04 AUD
3) Trust Fees & Expenses and Servicer Fees	(449,050.00 AUD)	16,206,068.04 AUD
4. a) Net Swap Payments - Class A Notes	(266,389.81 AUD)	15,939,678.23 AUD
4. b) Net Swap Payments - Class B Notes	(22,607.26 AUD)	15,917,070.97 AUD
5. a) Interest accrued in prev. month - Class A	(297,726.47 AUD)	15,619,344.50 AUD
5. b) Interest Shortfalls from prior months - Class A	- AUD	15,619,344.50 AUD
6. a) Interest accrued in prev. month - Class B	(30,522.74 AUD)	15,588,821.76 AUD
6. b) Interest Shortfalls from prior months - Class B	- AUD	15,588,821.76 AUD
7) Payment to Cash Collateral Account	- AUD	15,588,821.76 AUD
8) Principal Payment - Class A	(15,588,780.24 AUD)	41.52 AUD
9) Principal Payment - Class B	- AUD	41.52 AUD
Remaining Rounding Amount (Current Period)	(41.52 AUD)	- AUD
10) Penalties, Costs, Expenses, Damages, Losses or Liabilities	- AUD	- AUD
11) Other Payment to Swap Counterparties	- AUD	- AUD
12) Subordinated Loan Accrued and Unpaid Interest	- AUD	- AUD
Interest Accrued this period on the Subordinated Loan	- AUD	- AUD
Unpaid Interest on the Subordinated Loan	- AUD	- AUD
13) Subordinated Loan Principal	- AUD	- AUD
14) Surplus Income Distribution to Beneficiary of the Trust	- AUD	- AUD

<b>Distribution of Cash Collateral Account surplus</b>	<b>Payment</b>	<b>Remaining Amount</b>
Payment from CCA	186,309.65 AUD	186,309.65 AUD
Payment of Interest Accrued this period on the Subordinated Loan	(73,149.78 AUD)	113,159.87 AUD
Payment of Unpaid Interest on the Subordinated Loan	- AUD	113,159.87 AUD
Payment in respect of regular redemption to subordinated lender	(113,159.87 AUD)	- AUD
Distribution to Beneficiary of the Trust	- AUD	- AUD

## Retention of Net Economic Interest

Period	Poolcut	Balance as at Current Period
<b>Total Assets</b>	<b>684,926,843.21 AUD</b>	<b>574,156,898.15 AUD</b>
Nominal Receivables Balance	684,926,843.21 AUD	574,156,898.15 AUD
<b>First loss piece</b>	<b>48,025,098.06 AUD</b>	<b>48,375,461.04 AUD</b>
Subordinated Loan balance	34,825,098.06 AUD	34,152,329.27 AUD
Overcollateralisation	6,000,000.00 AUD	8,109,530.32 AUD
General Cash Collateral Account balance	7,200,000.00 AUD	6,113,601.45 AUD
<b>Actual retention</b>	<b>7.01%</b>	<b>8.43%</b>

In its capacity as originator and original lender, VWFSA complies with the retention requirement of a material net economic interest in accordance with Article 6 (3) (d) of the European Securitisation Regulation.

By adhering to Article 6 (3) (d) of the European Securitisation Regulation, VWFSA will keep the exposures designated for retention on its balance sheet on an ongoing basis.

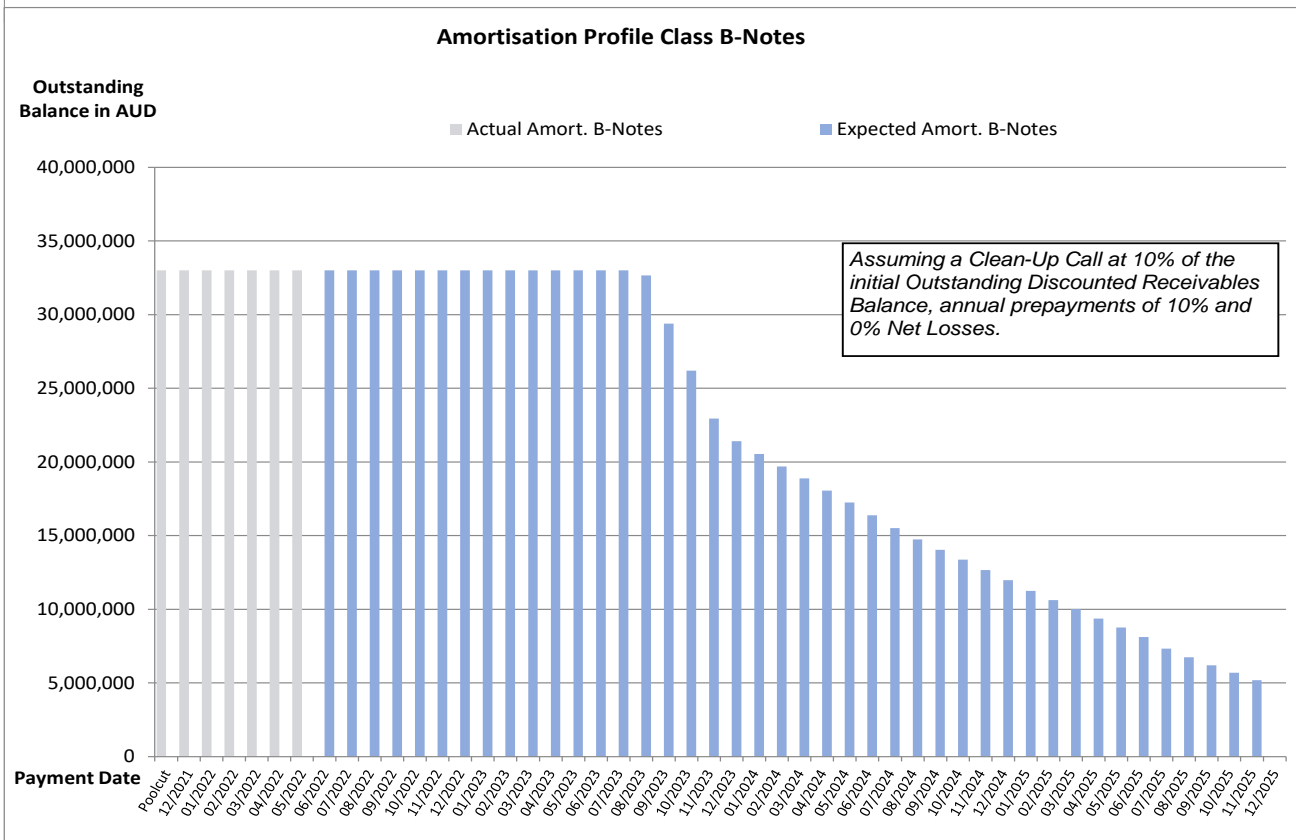
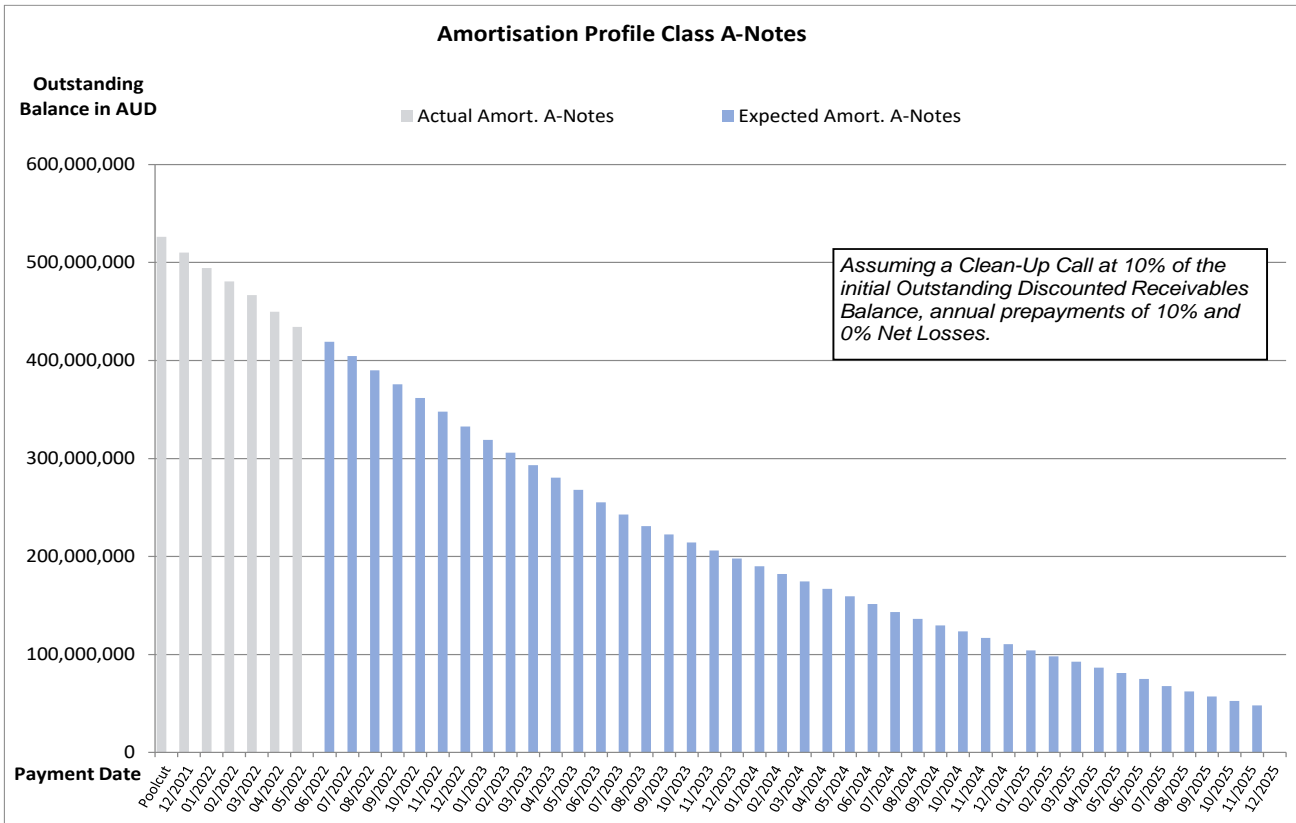
The latest end of month level of retention will be published on a monthly basis in the investor report.

**Amortisation Profile I**

Note Class	Class A		Class B	
	At Closing: 1.85 yrs	Current: 1.70 yrs	At Closing: 2.84 yrs	Current: 2.39 yrs
Payment Date	Actual Note Balance	Forecasted Note Balance	Actual Note Balance	Forecasted Note Balance
Poolcut	526,200,000.00 AUD	- AUD	33,000,000.00 AUD	- AUD
12/2021	510,049,185.54 AUD	- AUD	33,000,000.00 AUD	- AUD
01/2022	494,276,866.74 AUD	- AUD	33,000,000.00 AUD	- AUD
02/2022	480,766,050.30 AUD	- AUD	33,000,000.00 AUD	- AUD
03/2022	466,604,640.18 AUD	- AUD	33,000,000.00 AUD	- AUD
04/2022	449,793,707.82 AUD	- AUD	33,000,000.00 AUD	- AUD
05/2022	434,204,927.58 AUD	- AUD	33,000,000.00 AUD	- AUD
06/2022	-	419,065,013.85 AUD	-	33,000,000.00 AUD
07/2022	-	404,517,208.99 AUD	-	33,000,000.00 AUD
08/2022	-	390,026,818.65 AUD	-	33,000,000.00 AUD
09/2022	-	375,719,300.00 AUD	-	33,000,000.00 AUD
10/2022	-	361,816,085.78 AUD	-	33,000,000.00 AUD
11/2022	-	347,951,312.78 AUD	-	33,000,000.00 AUD
12/2022	-	332,647,199.72 AUD	-	33,000,000.00 AUD
01/2023	-	318,962,533.05 AUD	-	33,000,000.00 AUD
02/2023	-	305,881,157.36 AUD	-	33,000,000.00 AUD
03/2023	-	293,235,888.54 AUD	-	33,000,000.00 AUD
04/2023	-	280,443,826.44 AUD	-	33,000,000.00 AUD
05/2023	-	268,017,837.10 AUD	-	33,000,000.00 AUD
06/2023	-	255,280,292.61 AUD	-	33,000,000.00 AUD
07/2023	-	242,818,414.29 AUD	-	33,000,000.00 AUD
08/2023	-	230,975,011.22 AUD	-	32,667,090.47 AUD
09/2023	-	222,607,804.91 AUD	-	29,391,896.87 AUD
10/2023	-	214,401,677.62 AUD	-	26,191,708.62 AUD
11/2023	-	206,138,242.95 AUD	-	22,947,735.05 AUD
12/2023	-	197,950,253.33 AUD	-	21,400,027.39 AUD
01/2024	-	190,069,453.16 AUD	-	20,548,048.99 AUD
02/2024	-	182,245,592.68 AUD	-	19,702,226.23 AUD
03/2024	-	174,694,708.87 AUD	-	18,885,914.48 AUD
04/2024	-	167,049,260.39 AUD	-	18,059,379.50 AUD
05/2024	-	159,492,342.94 AUD	-	17,242,415.45 AUD
06/2024	-	151,577,895.06 AUD	-	16,386,799.46 AUD
07/2024	-	143,477,928.94 AUD	-	15,511,127.45 AUD
08/2024	-	136,435,981.65 AUD	-	14,749,835.86 AUD
09/2024	-	129,794,661.87 AUD	-	14,031,855.33 AUD
10/2024	-	123,606,134.45 AUD	-	13,362,825.35 AUD
11/2024	-	117,025,461.12 AUD	-	12,651,401.20 AUD
12/2024	-	110,684,563.34 AUD	-	11,965,898.74 AUD
01/2025	-	104,058,680.94 AUD	-	11,249,587.13 AUD
02/2025	-	98,177,657.82 AUD	-	10,613,800.85 AUD
03/2025	-	92,545,280.68 AUD	-	10,004,895.21 AUD
04/2025	-	86,714,076.40 AUD	-	9,374,494.75 AUD
05/2025	-	81,115,817.30 AUD	-	8,769,277.55 AUD
06/2025	-	75,077,315.64 AUD	-	8,116,466.56 AUD
07/2025	-	67,848,756.25 AUD	-	7,335,000.68 AUD
08/2025	-	62,270,716.75 AUD	-	6,731,969.38 AUD
09/2025	-	57,228,623.14 AUD	-	6,186,878.18 AUD
10/2025	-	52,631,175.58 AUD	-	5,689,856.82 AUD
11/2025	-	47,979,377.69 AUD	-	5,186,959.75 AUD
12/2025	-	- AUD	-	- AUD

\*Based on the following assumptions: CPR of 10%, Net Losses of 0% and Clean Up Call at 10% of the original outstanding discounted receivables balance

**Amortisation Profile II**



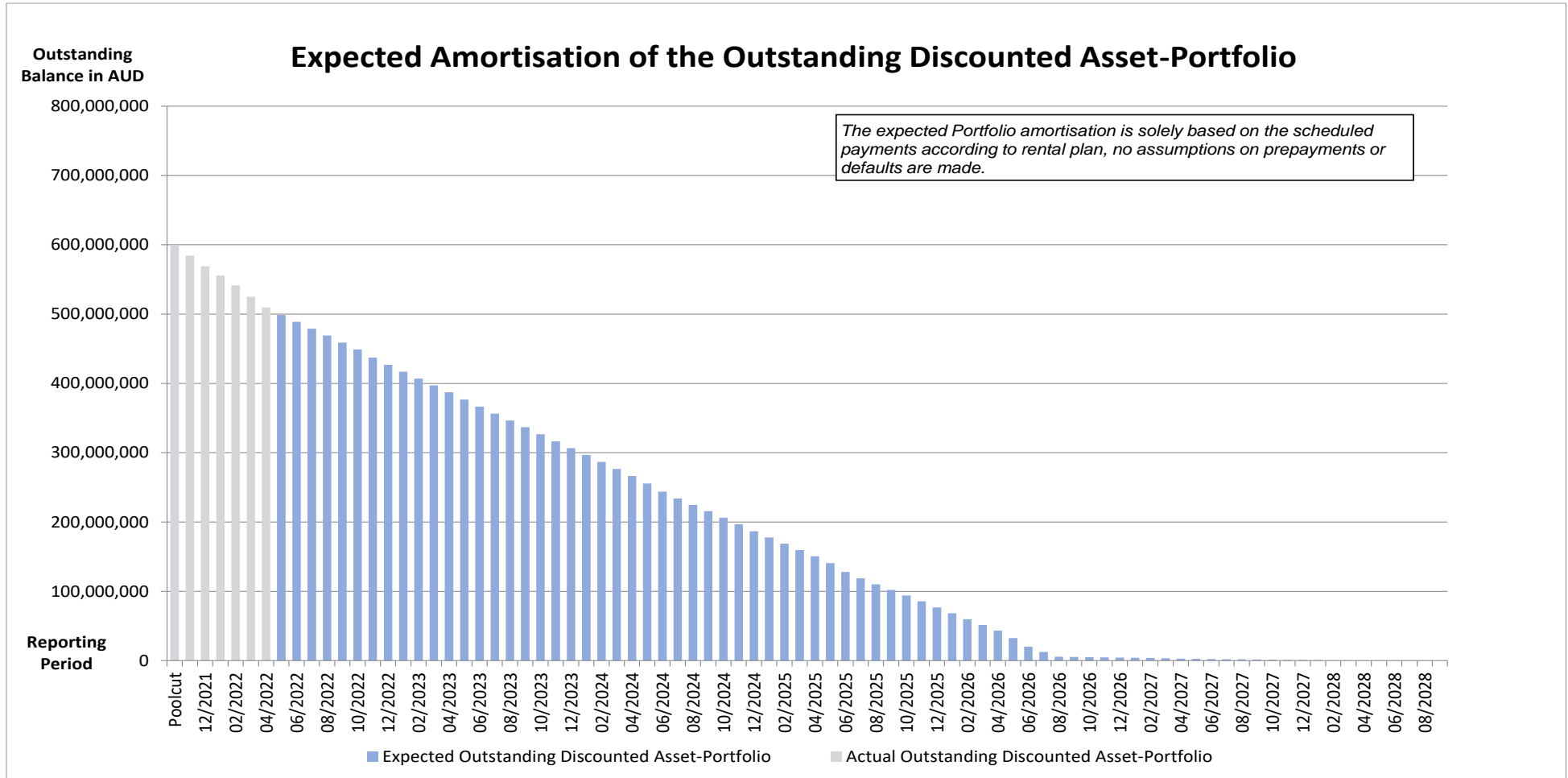
## Run Out Schedule I

End of Collection Period	Interest	Principal	Nominal Instalments
arrears	103,232.93 AUD	731,456.32 AUD	834,689.25 AUD
05/2022	2,414,522.36 AUD	9,939,366.15 AUD	12,353,888.51 AUD
06/2022	2,412,259.14 AUD	9,895,144.65 AUD	12,307,403.79 AUD
07/2022	2,371,488.15 AUD	9,973,896.84 AUD	12,345,384.99 AUD
08/2022	2,325,633.39 AUD	9,989,288.84 AUD	12,314,922.23 AUD
09/2022	2,277,775.41 AUD	9,934,562.69 AUD	12,212,338.10 AUD
10/2022	2,230,209.78 AUD	10,003,829.52 AUD	12,234,039.30 AUD
11/2022	2,181,956.70 AUD	11,909,773.33 AUD	14,091,730.03 AUD
12/2022	2,124,402.41 AUD	10,262,569.57 AUD	12,386,971.98 AUD
01/2023	2,074,556.06 AUD	9,849,033.15 AUD	11,923,589.21 AUD
02/2023	2,026,757.76 AUD	9,930,525.16 AUD	11,957,282.92 AUD
03/2023	1,978,581.28 AUD	10,009,678.47 AUD	11,988,259.75 AUD
04/2023	1,929,901.44 AUD	9,905,504.27 AUD	11,835,405.71 AUD
05/2023	1,881,714.69 AUD	10,351,618.74 AUD	12,233,333.43 AUD
06/2023	1,831,463.63 AUD	10,219,017.37 AUD	12,050,481.00 AUD
07/2023	1,781,752.50 AUD	10,233,617.60 AUD	12,015,370.10 AUD
08/2023	1,732,043.50 AUD	9,769,762.66 AUD	11,501,806.16 AUD
09/2023	1,684,638.59 AUD	9,822,041.33 AUD	11,506,679.92 AUD
10/2023	1,636,864.50 AUD	10,035,215.60 AUD	11,672,080.10 AUD
11/2023	1,588,047.89 AUD	10,270,647.38 AUD	11,858,695.27 AUD
12/2023	1,538,293.05 AUD	9,851,191.41 AUD	11,389,484.46 AUD
01/2024	1,490,389.65 AUD	9,986,270.07 AUD	11,476,659.72 AUD
02/2024	1,441,880.13 AUD	9,924,912.79 AUD	11,366,792.92 AUD
03/2024	1,393,686.18 AUD	10,121,103.68 AUD	11,514,789.86 AUD
04/2024	1,344,451.71 AUD	10,164,934.22 AUD	11,509,385.93 AUD
05/2024	1,295,010.41 AUD	10,776,504.76 AUD	12,071,515.17 AUD
06/2024	1,242,659.75 AUD	11,621,339.14 AUD	12,863,998.89 AUD
07/2024	1,186,125.99 AUD	9,912,224.50 AUD	11,098,350.49 AUD
08/2024	1,137,907.74 AUD	9,416,926.45 AUD	10,554,834.19 AUD
09/2024	1,092,098.94 AUD	8,784,221.51 AUD	9,876,320.45 AUD
10/2024	1,049,443.51 AUD	9,579,849.22 AUD	10,629,292.73 AUD
11/2024	1,002,893.75 AUD	9,496,387.66 AUD	10,499,281.41 AUD
12/2024	956,719.47 AUD	10,078,784.99 AUD	11,035,504.46 AUD
01/2025	907,811.83 AUD	9,006,285.16 AUD	9,914,096.99 AUD
02/2025	864,000.91 AUD	8,867,991.47 AUD	9,731,992.38 AUD
03/2025	820,873.00 AUD	9,216,070.61 AUD	10,036,943.61 AUD
04/2025	776,040.60 AUD	9,076,871.64 AUD	9,852,912.24 AUD
05/2025	731,885.38 AUD	9,909,619.83 AUD	10,641,505.21 AUD
06/2025	683,726.72 AUD	12,528,757.97 AUD	13,212,484.69 AUD
07/2025	622,800.95 AUD	9,390,914.48 AUD	10,013,715.43 AUD
08/2025	577,135.05 AUD	8,621,848.55 AUD	9,198,983.60 AUD
09/2025	535,221.06 AUD	8,019,251.23 AUD	8,554,472.29 AUD
10/2025	496,211.83 AUD	8,070,523.40 AUD	8,566,735.23 AUD
11/2025	456,954.33 AUD	8,347,510.31 AUD	8,804,464.64 AUD
12/2025	416,374.09 AUD	8,878,300.59 AUD	9,294,674.68 AUD
01/2026	373,192.88 AUD	8,334,303.39 AUD	8,707,496.27 AUD
02/2026	332,800.44 AUD	8,591,829.39 AUD	8,924,629.83 AUD
03/2026	291,004.39 AUD	8,371,793.89 AUD	8,662,798.28 AUD
04/2026	250,284.51 AUD	8,228,209.30 AUD	8,478,493.81 AUD
05/2026	210,257.67 AUD	10,622,618.59 AUD	10,832,876.26 AUD



06/2026	158,604.85 AUD	12,337,720.66 AUD	12,496,325.51 AUD
07/2026	98,634.16 AUD	7,811,520.35 AUD	7,910,154.51 AUD
08/2026	60,673.68 AUD	6,692,503.30 AUD	6,753,176.98 AUD
09/2026	28,122.50 AUD	394,622.07 AUD	422,744.57 AUD
10/2026	26,209.49 AUD	361,729.50 AUD	387,938.99 AUD
11/2026	24,453.21 AUD	369,853.71 AUD	394,306.92 AUD
12/2026	22,660.92 AUD	339,173.38 AUD	361,834.30 AUD
01/2027	21,011.16 AUD	338,000.87 AUD	359,012.03 AUD
02/2027	19,366.83 AUD	334,933.48 AUD	354,300.31 AUD
03/2027	17,769.46 AUD	331,525.17 AUD	349,294.63 AUD
04/2027	16,156.83 AUD	328,614.98 AUD	344,771.81 AUD
05/2027	14,558.19 AUD	321,650.78 AUD	336,208.97 AUD
06/2027	12,993.51 AUD	309,761.53 AUD	322,755.04 AUD
07/2027	11,486.60 AUD	292,343.65 AUD	303,830.25 AUD
08/2027	10,064.51 AUD	274,455.46 AUD	284,519.97 AUD
09/2027	8,729.41 AUD	260,219.95 AUD	268,949.36 AUD
10/2027	7,463.51 AUD	245,063.41 AUD	252,526.92 AUD
11/2027	6,271.42 AUD	224,217.64 AUD	230,489.06 AUD
12/2027	5,180.66 AUD	204,755.96 AUD	209,936.62 AUD
01/2028	4,184.51 AUD	185,432.87 AUD	189,617.38 AUD
02/2028	3,282.63 AUD	166,894.15 AUD	170,176.78 AUD
03/2028	2,470.67 AUD	148,770.58 AUD	151,241.25 AUD
04/2028	1,747.00 AUD	130,308.67 AUD	132,055.67 AUD
05/2028	1,113.04 AUD	102,011.21 AUD	103,124.25 AUD
06/2028	616.84 AUD	70,245.92 AUD	70,862.76 AUD
07/2028	275.15 AUD	41,710.28 AUD	41,985.43 AUD
08/2028	72.21 AUD	14,847.80 AUD	14,920.01 AUD
09/2028	- AUD	- AUD	- AUD
<b>Total</b>	<b>64,690,110.98 AUD</b>	<b>509,466,787.17 AUD</b>	<b>574,156,898.15 AUD</b>

Run Out Schedule II



**Outstanding Contracts I - Overview**

Total Portfolio as of Poolcut Date			Product Type			
Contract Status Development	Number of Contracts	Outstanding Discounted Receivables Balance	Chattel Mortgage		Consumer Loan	
			Number of Contracts	Outstanding Discounted Receivables Balance	Number of Contracts	Outstanding Discounted Receivables Balance
Normal	15,241	600,025,098.06 AUD	9,371	414,965,143.56 AUD	5,870	185,059,954.50 AUD
In Advance	-	- AUD	-	- AUD	-	- AUD
In Arrears	-	- AUD	-	- AUD	-	- AUD
Paid out/Matured	-	- AUD	-	- AUD	-	- AUD
Early Payout	-	- AUD	-	- AUD	-	- AUD
Gross Salvage	-	- AUD	-	- AUD	-	- AUD
Net Salvage	-	- AUD	-	- AUD	-	- AUD
<b>Total</b>	<b>15,241</b>	<b>600,025,098.06 AUD</b>	<b>9,371</b>	<b>414,965,143.56 AUD</b>	<b>5,870</b>	<b>185,059,954.50 AUD</b>

Total Portfolio as of Previous Month			Product Type			
Contract Status Development	Number of Contracts	Outstanding Discounted Receivables Balance	Chattel Mortgage		Consumer Loan	
			Number of Contracts	Outstanding Discounted Receivables Balance	Number of Contracts	Outstanding Discounted Receivables Balance
Normal	12,176	437,623,197.37 AUD	7,829	317,510,880.84 AUD	4,347	120,112,316.53 AUD
In Advance	527	22,791,905.52 AUD	291	13,937,520.73 AUD	236	8,854,384.79 AUD
In Arrears	1,808	64,507,020.78 AUD	872	34,538,800.66 AUD	936	29,968,220.12 AUD
Paid out/Matured	35	- AUD	22	- AUD	13	- AUD
Early Payout	693	- AUD	355	- AUD	338	- AUD
Gross Salvage	2	70,467.63 AUD	2	70,467.63 AUD	-	- AUD
Net Salvage	-	- AUD	-	- AUD	-	- AUD
<b>Total</b>	<b>15,241</b>	<b>524,992,591.30 AUD</b>	<b>9,371</b>	<b>366,057,669.86 AUD</b>	<b>5,870</b>	<b>158,934,921.44 AUD</b>

Total Portfolio as of Current Reporting Period			Product Type			
Contract Status Development	Number of Contracts	Outstanding Discounted Receivables Balance	Chattel Mortgage		Consumer Loan	
			Number of Contracts	Outstanding Discounted Receivables Balance	Number of Contracts	Outstanding Discounted Receivables Balance
Normal	12,897	462,033,779.20 AUD	8,132	328,021,207.32 AUD	4,765	134,012,571.88 AUD
In Advance	367	11,333,658.53 AUD	179	6,015,779.09 AUD	188	5,317,879.44 AUD
In Arrears	1,024	35,970,620.98 AUD	566	21,802,334.28 AUD	458	14,168,286.70 AUD
Paid out/Matured	70	- AUD	45	- AUD	25	- AUD
Early Payout	880	- AUD	446	- AUD	434	- AUD
Gross Salvage	3	128,728.46 AUD	3	128,728.46 AUD	-	- AUD
Net Salvage	-	- AUD	-	- AUD	-	- AUD
<b>Total</b>	<b>15,241</b>	<b>509,466,787.17 AUD</b>	<b>9,371</b>	<b>355,968,049.15 AUD</b>	<b>5,870</b>	<b>153,498,738.02 AUD</b>

**Outstanding Contracts I - Overview**

Total Portfolio as of Poolcut Date			Balloon				Type of Car			
Contract Status Development	Number of Contracts	Outstanding Discounted Receivables Balance	Balloon		No Balloon		New Vehicle		Used Vehicle	
			Number of Contracts	Outstanding Discounted Receivables Balance	Number of Contracts	Outstanding Discounted Receivables Balance	Number of Contracts	Outstanding Discounted Receivables Balance	Number of Contracts	Outstanding Discounted Receivables Balance
Normal	15,241	600,025,098.06 AUD	4,261	251,558,699.25 AUD	10,980	348,466,398.81 AUD	10,680	463,158,976.27 AUD	4,561	136,866,121.79 AUD
In Advance	-	- AUD	-	- AUD	-	- AUD	-	- AUD	-	- AUD
In Arrears	-	- AUD	-	- AUD	-	- AUD	-	- AUD	-	- AUD
Paid out/Matured	-	- AUD	-	- AUD	-	- AUD	-	- AUD	-	- AUD
Early Payout	-	- AUD	-	- AUD	-	- AUD	-	- AUD	-	- AUD
Gross Salvage	-	- AUD	-	- AUD	-	- AUD	-	- AUD	-	- AUD
Net Salvage	-	- AUD	-	- AUD	-	- AUD	-	- AUD	-	- AUD
<b>Total</b>	<b>15,241</b>	<b>600,025,098.06 AUD</b>	<b>4,261</b>	<b>251,558,699.25 AUD</b>	<b>10,980</b>	<b>348,466,398.81 AUD</b>	<b>10,680</b>	<b>463,158,976.27 AUD</b>	<b>4,561</b>	<b>136,866,121.79 AUD</b>

Total Portfolio as of Previous Month			Balloon				Type of Car			
Contract Status Development	Number of Contracts	Outstanding Discounted Receivables Balance	Balloon		No Balloon		New Vehicle		Used Vehicle	
			Number of Contracts	Outstanding Discounted Receivables Balance	Number of Contracts	Outstanding Discounted Receivables Balance	Number of Contracts	Outstanding Discounted Receivables Balance	Number of Contracts	Outstanding Discounted Receivables Balance
Normal	12,176	437,623,197.37 AUD	3,544	197,092,026.70 AUD	8,632	240,531,170.67 AUD	8,634	343,443,778.49 AUD	3,542	94,179,418.88 AUD
In Advance	527	22,791,905.52 AUD	133	8,714,110.01 AUD	394	14,077,795.51 AUD	365	17,186,327.84 AUD	162	5,605,577.68 AUD
In Arrears	1,808	64,507,020.78 AUD	392	20,134,067.99 AUD	1,416	44,372,952.79 AUD	1,240	48,155,533.21 AUD	568	16,351,487.57 AUD
Paid out/Matured	35	- AUD	3	- AUD	32	- AUD	21	- AUD	14	- AUD
Early Payout	693	- AUD	188	- AUD	505	- AUD	419	- AUD	274	- AUD
Gross Salvage	2	70,467.63 AUD	1	67,606.42 AUD	1	2,861.21 AUD	1	67,606.42 AUD	1	2,861.21 AUD
Net Salvage	-	- AUD	-	- AUD	-	- AUD	-	- AUD	-	- AUD
<b>Total</b>	<b>15,241</b>	<b>524,992,591.30 AUD</b>	<b>4,261</b>	<b>226,007,811.12 AUD</b>	<b>10,980</b>	<b>298,984,780.18 AUD</b>	<b>10,680</b>	<b>408,853,245.96 AUD</b>	<b>4,561</b>	<b>116,139,345.34 AUD</b>

Total Portfolio as of Current Reporting Period			Balloon				Type of Car			
Contract Status Development	Number of Contracts	Outstanding Discounted Receivables Balance	Balloon		No Balloon		New Vehicle		Used Vehicle	
			Number of Contracts	Outstanding Discounted Receivables Balance	Number of Contracts	Outstanding Discounted Receivables Balance	Number of Contracts	Outstanding Discounted Receivables Balance	Number of Contracts	Outstanding Discounted Receivables Balance
Normal	12,897	462,033,779.20 AUD	3,693	204,710,299.95 AUD	9,204	257,323,479.25 AUD	9,187	363,209,886.27 AUD	3,710	98,823,892.93 AUD
In Advance	367	11,333,658.53 AUD	80	3,444,047.91 AUD	287	7,889,610.62 AUD	240	8,267,819.00 AUD	127	3,065,839.53 AUD
In Arrears	1,024	35,970,620.98 AUD	244	12,332,825.39 AUD	780	23,637,795.59 AUD	677	26,448,730.22 AUD	347	9,521,890.76 AUD
Paid out/Matured	70	- AUD	4	- AUD	66	- AUD	41	- AUD	29	- AUD
Early Payout	880	- AUD	238	- AUD	642	- AUD	533	- AUD	347	- AUD
Gross Salvage	3	128,728.46 AUD	2	125,867.25 AUD	1	2,861.21 AUD	2	125,867.25 AUD	1	2,861.21 AUD
Net Salvage	-	- AUD	-	- AUD	-	- AUD	-	- AUD	-	- AUD
<b>Total</b>	<b>15,241</b>	<b>509,466,787.17 AUD</b>	<b>4,261</b>	<b>220,613,040.50 AUD</b>	<b>10,980</b>	<b>288,853,746.67 AUD</b>	<b>10,680</b>	<b>398,052,302.74 AUD</b>	<b>4,561</b>	<b>111,414,484.43 AUD</b>

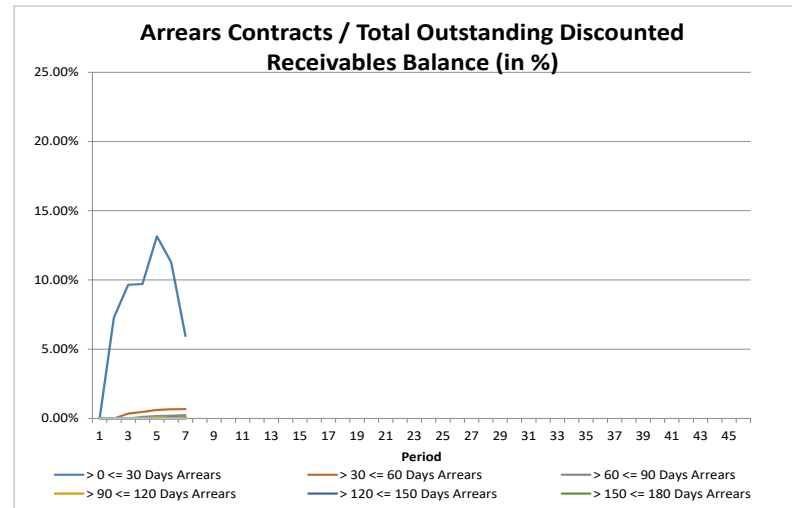
**Outstanding Contracts II - Collections**

Collections This Reporting Month by Status	Change in Contract Statuses From Last Month	Number of Contracts This Month	Collections
Normal	721	12,897	11,258,349.05 AUD
In Advance	(160)	367	579,454.98 AUD
In Arrears	(784)	1,024	711,625.94 AUD
Paid out/Matured	35	70	52,980.03 AUD
Early Payout	187	880	5,354,777.76 AUD
Gross Salvage	1	3	- AUD
Net Salvage	-	-	- AUD
<b>Total</b>	<b>-</b>	<b>15,241</b>	<b>17,957,187.76 AUD</b>

Development of Pool within Reporting Period	Number of Active Contracts	Total Number of Contracts	Collection Variations	Outstanding Nominal Balance
<b>Beginning of Period</b>	<b>14,513</b>	<b>15,241</b>		<b>592,684,996.31 AUD</b>
<b>Scheduled Collections For Contracts Active This Period</b>			<b>12,452,061.11 AUD</b>	<b>12,452,061.11 AUD</b>
Collections Variations From Normal Contracts This Period			239,493.55 AUD	
Collection Variations From Contracts Paying Out Early This Period			5,176,285.18 AUD	
Collection Variations From Contracts Paying Out/Maturing This Period			(2,484.59 AUD)	
Collection Variations from Contracts in Advance This Period			433,890.77 AUD	
Collection Variations from Contract In Arrears This Period			(239,095.01 AUD)	
Collection Variations from Contracts Going Into Gross Salvage This Period			(2,411.09 AUD)	
Collection Variations from Contracts Going Into Net Salvage This Period			- AUD	
Other Variations From Scheduled Collections This Period			- AUD	
<i>Instalment Collection Variations</i>			5,605,678.81 AUD	5,605,678.81 AUD
Contract Fees Collected This Period			66,599.27 AUD	
Interest Compensation Collections This Period			(167,151.43 AUD)	
<i>Non Instalment Collection Variations</i>			(100,552.16 AUD)	
<b>Actual Collections For Contracts Active This Period</b>			<b>17,957,187.76 AUD</b>	
Number of Contracts Paid Out Early This Month	187			
Number of Contracts Paid Out/Matured This Month	35			
Number of Contracts Into Net Salvage This Month	-			
Repurchased Contracts	-	-		
Less Recoveries After Net Salvage				- AUD
Reduced Nominal Balance Due to Unpaid Rental At Net Salvage				- AUD
Reduced Nominal Balance Due to Unpaid Rental At Early Payout				467,917.96 AUD
Reduced Nominal Balance Due to Other				2,440.28 AUD
<b>End of Period</b>	<b>14,291</b>	<b>15,241</b>		<b>574,156,898.15 AUD</b>

**Arrears Contracts**

Total Portfolio					Chattel Mortgage		Consumer Loan	
Days in Arrears	Number of Contracts	Number of Contracts (%)	Outstanding Discounted Receivables Balance	Outstanding Discounted Receivables Balance (%)	Number of Contracts	Outstanding Discounted Receivables Balance	Number of Contracts	Outstanding Discounted Receivables Balance
> 0 <= 30	891	6.23%	30,295,956.44 AUD	5.95%	470	17,127,086.49 AUD	421	13,168,869.95 AUD
> 30 <= 60	83	0.58%	3,433,651.86 AUD	0.67%	60	2,839,824.59 AUD	23	593,827.27 AUD
> 60 <= 90	27	0.19%	1,280,086.37 AUD	0.25%	18	1,041,988.32 AUD	9	238,098.05 AUD
> 90 <= 120	14	0.10%	556,044.39 AUD	0.11%	14	556,044.39 AUD	-	- AUD
> 120 <= 150	4	0.03%	229,304.19 AUD	0.05%	3	171,632.73 AUD	1	57,671.46 AUD
> 150 <= 180	7	0.05%	301,444.98 AUD	0.06%	3	191,625.01 AUD	4	109,819.97 AUD
> 180 <= 210	-	0.00%	- AUD	0.00%	-	- AUD	-	- AUD
> 210 <= 240	-	0.00%	- AUD	0.00%	-	- AUD	-	- AUD
> 240 <= 270	-	0.00%	- AUD	0.00%	-	- AUD	-	- AUD
> 270 <= 300	-	0.00%	- AUD	0.00%	-	- AUD	-	- AUD
> 300 <= 330	-	0.00%	- AUD	0.00%	-	- AUD	-	- AUD
> 330 <= 360	-	0.00%	- AUD	0.00%	-	- AUD	-	- AUD
> 360	-	0.00%	- AUD	0.00%	-	- AUD	-	- AUD
<b>Total</b>	<b>1,026</b>	<b>7.18%</b>	<b>36,096,488.23 AUD</b>	<b>7.09%</b>	<b>568</b>	<b>21,928,201.53 AUD</b>	<b>458</b>	<b>14,168,286.70 AUD</b>



**Arrears Contracts**

Total Portfolio					Balloon				Vehicle Status			
Days in Arrears	Number of Contracts	Number of Contracts (%)	Outstanding Discounted Receivables Balance	Outstanding Discounted Receivables Balance (%)	Balloon		No Balloon		New		Used	
					Number of Contracts	Outstanding Discounted Receivables Balance	Number of Contracts	Outstanding Discounted Receivables Balance	Number of Contracts	Outstanding Discounted Receivables Balance	Number of Contracts	Outstanding Discounted Receivables Balance
> 0 <= 30	891	6.23%	30,295,956.44 AUD	5.95%	200	9,726,847.38 AUD	691	20,569,109.06 AUD	593	22,366,217.93 AUD	298	7,929,738.51 AUD
> 30 <= 60	83	0.58%	3,433,651.86 AUD	0.67%	27	1,668,893.80 AUD	56	1,764,758.06 AUD	54	2,427,484.28 AUD	29	1,006,167.58 AUD
> 60 <= 90	27	0.19%	1,280,086.37 AUD	0.25%	6	267,061.31 AUD	21	1,013,025.06 AUD	12	892,330.29 AUD	15	387,756.08 AUD
> 90 <= 120	14	0.10%	556,044.39 AUD	0.11%	6	325,751.24 AUD	8	230,293.15 AUD	11	452,151.08 AUD	3	103,893.31 AUD
> 120 <= 150	4	0.03%	229,304.19 AUD	0.05%	4	229,304.19 AUD	-	- AUD	4	229,304.19 AUD	-	- AUD
> 150 <= 180	7	0.05%	301,444.98 AUD	0.06%	3	240,834.72 AUD	4	60,610.26 AUD	5	207,109.70 AUD	2	94,335.28 AUD
> 180 <= 210	-	0.00%	- AUD	0.00%	-	- AUD	-	- AUD	-	- AUD	-	- AUD
> 210 <= 240	-	0.00%	- AUD	0.00%	-	- AUD	-	- AUD	-	- AUD	-	- AUD
> 240 <= 270	-	0.00%	- AUD	0.00%	-	- AUD	-	- AUD	-	- AUD	-	- AUD
> 270 <= 300	-	0.00%	- AUD	0.00%	-	- AUD	-	- AUD	-	- AUD	-	- AUD
> 300 <= 330	-	0.00%	- AUD	0.00%	-	- AUD	-	- AUD	-	- AUD	-	- AUD
> 330 <= 360	-	0.00%	- AUD	0.00%	-	- AUD	-	- AUD	-	- AUD	-	- AUD
> 360	-	0.00%	- AUD	0.00%	-	- AUD	-	- AUD	-	- AUD	-	- AUD
<b>Total</b>	<b>1,026</b>	<b>7.18%</b>	<b>36,096,488.23 AUD</b>	<b>7.09%</b>	<b>246</b>	<b>12,458,692.64 AUD</b>	<b>780</b>	<b>23,637,795.59 AUD</b>	<b>679</b>	<b>26,574,597.47 AUD</b>	<b>347</b>	<b>9,521,890.76 AUD</b>

**Net Salvage Loss**

Net Salvage Loss This Period			
Product Type	Type of Car	Number of Contracts	Net Salvage Loss
Chattel Mortgage	New	-	- AUD
	Used	-	- AUD
<b>Total Chattel Mortgage</b>			<b>- AUD</b>
Consumer Loan	New	-	- AUD
	Used	-	- AUD
<b>Total Consumer Loan</b>			<b>- AUD</b>
<b>Total</b>			<b>- AUD</b>

<b>Cumulative Net Salvage Loss as of the End of the Monthly Period</b>		- AUD
<b>Outstanding Discounted Receivables Balance at Poolcut</b>		600,025,098.06 AUD
<b>Cumulative Net Loss Ratio</b>		0.00000%

Monthly Period	Per Period		Cumulative Net Salvage Loss	
	Number of Contracts	Net Salvage Loss	Number of Contracts	Net Salvage Loss
11/2021	-	- AUD	-	- AUD
12/2021	-	- AUD	-	- AUD
01/2022	-	- AUD	-	- AUD
02/2022	-	- AUD	-	- AUD
03/2022	-	- AUD	-	- AUD
04/2022	-	- AUD	-	- AUD
05/2022	-	- AUD	-	- AUD
06/2022	-	- AUD	-	- AUD
07/2022	-	- AUD	-	- AUD
08/2022	-	- AUD	-	- AUD
09/2022	-	- AUD	-	- AUD
10/2022	-	- AUD	-	- AUD
11/2022	-	- AUD	-	- AUD
12/2022	-	- AUD	-	- AUD
01/2023	-	- AUD	-	- AUD
02/2023	-	- AUD	-	- AUD
03/2023	-	- AUD	-	- AUD
04/2023	-	- AUD	-	- AUD
05/2023	-	- AUD	-	- AUD
06/2023	-	- AUD	-	- AUD
07/2023	-	- AUD	-	- AUD
08/2023	-	- AUD	-	- AUD
09/2023	-	- AUD	-	- AUD
10/2023	-	- AUD	-	- AUD
11/2023	-	- AUD	-	- AUD
12/2023	-	- AUD	-	- AUD
01/2024	-	- AUD	-	- AUD
02/2024	-	- AUD	-	- AUD
03/2024	-	- AUD	-	- AUD
04/2024	-	- AUD	-	- AUD
05/2024	-	- AUD	-	- AUD
06/2024	-	- AUD	-	- AUD
07/2024	-	- AUD	-	- AUD
08/2024	-	- AUD	-	- AUD
09/2024	-	- AUD	-	- AUD
10/2024	-	- AUD	-	- AUD
11/2024	-	- AUD	-	- AUD
12/2024	-	- AUD	-	- AUD
01/2025	-	- AUD	-	- AUD
02/2025	-	- AUD	-	- AUD
03/2025	-	- AUD	-	- AUD
04/2025	-	- AUD	-	- AUD
05/2025	-	- AUD	-	- AUD
06/2025	-	- AUD	-	- AUD
07/2025	-	- AUD	-	- AUD
08/2025	-	- AUD	-	- AUD
09/2025	-	- AUD	-	- AUD
10/2025	-	- AUD	-	- AUD
11/2025	-	- AUD	-	- AUD
<b>Total</b>	<b>-</b>	<b>- AUD</b>		



**Net Salvage After Recoveries**

Net Salvaged Contracts						
Product Type	Vehicle Status	Number of Contracts	Gross Salvage Loss	Net Salvage Loss	Recoveries After Net Salvage	Net Salvage Loss After Recoveries
Chattel Mortgage	New	-	- AUD	- AUD	- AUD	- AUD
	Used	-	- AUD	- AUD	- AUD	- AUD
<b>Total Chattel Mortgage</b>		-	- AUD	- AUD	- AUD	- AUD
Consumer Loan	New	-	- AUD	- AUD	- AUD	- AUD
	Used	-	- AUD	- AUD	- AUD	- AUD
<b>Total Consumer Loan</b>		-	- AUD	- AUD	- AUD	- AUD
<b>Total</b>		-	- AUD	- AUD	- AUD	- AUD

## Prepayments

Period Number	Reporting Period	Unscheduled Payments	Opening Outstanding Discounted Receivables Balance	Periodic CPR	Annualised CPR
0	Poolcut	- AUD	- AUD		
1	11/2021	5,188,258.11 AUD	600,025,098.06 AUD	0.86%	10.03%
2	12/2021	4,579,685.92 AUD	584,284,031.03 AUD	0.78%	8.85%
3	01/2022	2,741,342.02 AUD	568,933,158.93 AUD	0.48%	5.53%
4	02/2022	3,337,851.56 AUD	555,556,298.45 AUD	0.60%	7.56%
5	03/2022	5,445,824.85 AUD	541,478,701.09 AUD	1.01%	11.22%
6	04/2022	4,593,099.08 AUD	524,992,591.30 AUD	0.87%	10.14%

The annualised Constant Prepayment Rate (CPR) of the underlying receivables is based upon the most recent periodic CPR. Periodic CPR is equal to the total unscheduled principal received in the most recent period divided by the start of period principal balance. This is then annualised as follows:

$$1 - ((1 - \text{Periodic CPR})^{\text{number of periods in a year}})$$

**Pool Data I**

**Down Payments**

Total Portfolio						Product Type			
Down Payment	Number of Contracts	Percentage of Contracts	Outstanding Discounted Receivables Balance	Percentage of Balance	Down Payment/ Purchase Price in %	Chattel Mortgage		Consumer Loan	
						Number of Contracts	Outstanding Discounted Receivables Balance	Number of Contracts	Outstanding Discounted Receivables Balance
No Down Payment	2,559	17.91%	93,903,923.30 AUD	18.43%	0.00%	1,726	70,334,727.08 AUD	833	23,569,196.22 AUD
0.01 - 10,000.00	7,054	49.36%	230,504,891.69 AUD	45.24%	10.91%	4,175	149,016,003.53 AUD	2,879	81,488,888.16 AUD
10,000.01 - 20,000.00	2,715	19.00%	95,122,180.60 AUD	18.67%	26.79%	1,724	67,786,988.08 AUD	991	27,335,192.52 AUD
20,000.01 - 30,000.00	1,008	7.05%	38,532,772.53 AUD	7.56%	35.90%	606	27,339,398.12 AUD	402	11,193,374.41 AUD
30,000.01 - 40,000.00	461	3.23%	18,344,226.39 AUD	3.60%	43.02%	292	13,511,303.35 AUD	169	4,832,923.04 AUD
40,000.01 - 50,000.00	214	1.50%	11,215,565.77 AUD	2.20%	44.15%	141	8,764,009.54 AUD	73	2,451,556.23 AUD
50,000.01 - 60,000.00	115	0.80%	6,546,569.63 AUD	1.28%	46.62%	83	5,557,217.08 AUD	32	989,352.55 AUD
60,000.01 - 70,000.00	56	0.39%	4,108,862.74 AUD	0.81%	46.52%	46	3,730,156.78 AUD	10	378,705.96 AUD
70,000.01 - 80,000.00	28	0.20%	1,691,942.92 AUD	0.33%	52.09%	19	1,285,136.55 AUD	9	406,806.37 AUD
80,000.01 - 90,000.00	19	0.13%	1,456,295.80 AUD	0.29%	52.19%	16	1,314,583.61 AUD	3	141,712.19 AUD
90,000.01 - 100,000.00	14	0.10%	1,547,771.14 AUD	0.30%	47.88%	9	1,278,389.19 AUD	5	269,381.95 AUD
100,000.01 - 110,000.00	10	0.07%	1,194,041.45 AUD	0.23%	46.79%	10	1,194,041.45 AUD	-	- AUD
110,000.01 - 120,000.00	5	0.03%	680,565.52 AUD	0.13%	48.81%	5	680,565.52 AUD	-	- AUD
120,000.01 - 130,000.00	6	0.04%	728,239.14 AUD	0.14%	52.46%	3	494,583.56 AUD	3	233,655.58 AUD
130,000.01 - 140,000.00	5	0.03%	599,288.70 AUD	0.12%	52.57%	5	599,288.70 AUD	-	- AUD
140,000.01 - 150,000.00	-	0.00%	- AUD	0.00%	0.00%	-	- AUD	-	- AUD
> 150,000.00	22	0.15%	3,289,649.85 AUD	0.65%	64.73%	20	3,081,657.01 AUD	2	207,992.84 AUD
<b>Total</b>	<b>14,291</b>	<b>100.00%</b>	<b>509,466,787.17 AUD</b>	<b>100.00%</b>	<b>19.76%</b>	<b>8,880</b>	<b>355,968,049.15 AUD</b>	<b>5,411</b>	<b>153,498,738.02 AUD</b>

Statistics Down Payments	
Minimum Down Payment	- AUD
Maximum Down Payment	630,000.00 AUD
Weighted Average Down Payment (Customers that made a Down Payment)	16,832.74 AUD
Weighted Average Down Payment	13,730.17 AUD

**Type of Payment**

Total Portfolio				
Type of Payment	Number of Contracts	Percentage of Contracts	Outstanding Discounted Receivables Balance	Percentage of Balance
Direct Debit	14,085	98.56%	502,266,238.49 AUD	98.59%
Other	206	1.44%	7,200,548.68 AUD	1.41%
<b>Total</b>	<b>14,291</b>	<b>100.00%</b>	<b>509,466,787.17 AUD</b>	<b>100.00%</b>

Product Type			
Chattel Mortgage		Consumer Loan	
Number of Contracts	Outstanding Discounted Receivables Balance	Number of Contracts	Outstanding Discounted Receivables Balance
8,755	351,098,540	5,330	151,167,698
125	4,869,509	81	2,331,040
<b>8,880</b>	<b>355,968,049.15 AUD</b>	<b>5,411</b>	<b>153,498,738.02 AUD</b>

**Pool Data I**

**Down Payments**

Total Portfolio						Balloon				Vehicle Status			
Down Payment	Number of Contracts	Percentage of Contracts	Outstanding Discounted Receivables Balance	Percentage of Balance	Down Payment/ Purchase Price in %	Balloon		No Balloon		New		Used	
						Number of Contracts	Outstanding Discounted Receivables Balance	Number of Contracts	Outstanding Discounted Receivables Balance	Number of Contracts	Outstanding Discounted Receivables Balance	Number of Contracts	Outstanding Discounted Receivables Balance
No Down Payment	2,559	17.91%	93,903,923.30 AUD	18.43%	0.00%	846	45,717,671.24 AUD	1,713	48,186,252.06 AUD	1,658	72,936,332.04 AUD	901	20,967,591.26 AUD
0.01 - 10,000.00	7,054	49.36%	230,504,891.69 AUD	45.24%	10.91%	1,853	89,980,284.39 AUD	5,201	140,524,607.30 AUD	4,772	173,905,559.89 AUD	2,282	56,599,331.80 AUD
10,000.01 - 20,000.00	2,715	19.00%	95,122,180.60 AUD	18.67%	26.79%	733	38,390,543.57 AUD	1,982	56,731,637.03 AUD	2,040	74,993,004.54 AUD	675	20,129,176.06 AUD
20,000.01 - 30,000.00	1,008	7.05%	38,532,772.53 AUD	7.56%	35.90%	282	17,729,120.93 AUD	726	20,803,651.60 AUD	824	32,073,560.50 AUD	184	6,459,212.03 AUD
30,000.01 - 40,000.00	461	3.23%	18,344,226.39 AUD	3.60%	43.02%	115	8,180,320.01 AUD	346	10,163,906.38 AUD	390	15,890,620.42 AUD	71	2,453,605.97 AUD
40,000.01 - 50,000.00	214	1.50%	11,215,565.77 AUD	2.20%	44.15%	71	6,430,425.40 AUD	143	4,785,140.37 AUD	175	9,187,474.53 AUD	39	2,028,091.24 AUD
50,000.01 - 60,000.00	115	0.80%	6,546,569.63 AUD	1.28%	46.62%	43	3,972,842.64 AUD	72	2,573,726.99 AUD	104	6,021,301.92 AUD	11	525,267.71 AUD
60,000.01 - 70,000.00	56	0.39%	4,108,862.74 AUD	0.81%	46.52%	24	2,552,190.82 AUD	32	1,556,671.92 AUD	49	3,527,091.75 AUD	7	581,770.99 AUD
70,000.01 - 80,000.00	28	0.20%	1,691,942.92 AUD	0.33%	52.09%	9	702,739.88 AUD	19	989,203.04 AUD	26	1,538,940.56 AUD	2	153,002.36 AUD
80,000.01 - 90,000.00	19	0.13%	1,456,295.80 AUD	0.29%	52.19%	7	921,572.05 AUD	12	534,723.75 AUD	17	1,244,928.46 AUD	2	211,367.34 AUD
90,000.01 - 100,000.00	14	0.10%	1,547,771.14 AUD	0.30%	47.88%	7	1,062,864.43 AUD	7	484,906.71 AUD	11	1,282,879.79 AUD	3	264,891.35 AUD
100,000.01 - 110,000.00	10	0.07%	1,194,041.45 AUD	0.23%	46.79%	3	570,452.17 AUD	7	623,589.28 AUD	7	712,230.92 AUD	3	481,810.53 AUD
110,000.01 - 120,000.00	5	0.03%	680,565.52 AUD	0.13%	48.81%	4	636,116.70 AUD	1	44,448.82 AUD	4	559,216.90 AUD	1	121,348.62 AUD
120,000.01 - 130,000.00	6	0.04%	728,239.14 AUD	0.14%	52.46%	4	640,304.38 AUD	2	87,934.76 AUD	5	537,208.60 AUD	1	191,030.54 AUD
130,000.01 - 140,000.00	5	0.03%	599,288.70 AUD	0.12%	52.57%	3	524,467.07 AUD	2	74,821.63 AUD	5	599,288.70 AUD	-	- AUD
140,000.01 - 150,000.00	-	0.00%	- AUD	0.00%	0.00%	-	- AUD	-	- AUD	-	- AUD	-	- AUD
> 150,000.00	22	0.15%	3,289,649.85 AUD	0.65%	64.73%	15	2,601,124.82 AUD	7	688,525.03 AUD	19	3,042,663.22 AUD	3	246,986.63 AUD
<b>Total</b>	<b>14,291</b>	<b>100.00%</b>	<b>509,466,787.17 AUD</b>	<b>100.00%</b>	<b>19.76%</b>	<b>4,019</b>	<b>220,613,040.50 AUD</b>	<b>10,272</b>	<b>288,853,746.67 AUD</b>	<b>10,106</b>	<b>398,052,302.74 AUD</b>	<b>4,185</b>	<b>111,414,484.43 AUD</b>

Statistics Down Payments	
Minimum Down Payment	- AUD
Maximum Down Payment	630,000.00 AUD
Weighted Average Down Payment (Customers that made a Down Payment)	16,832.74 AUD
Weighted Average Down Payment	13,730.17 AUD

**Type of Payment**

Total Portfolio				
Type of Payment	Number of Contracts	Percentage of Contracts	Outstanding Discounted Receivables Balance	Percentage of Balance
Direct Debit	14,085	98.56%	502,266,238.49 AUD	98.59%
Other	206	1.44%	7,200,548.68 AUD	1.41%
<b>Total</b>	<b>14,291</b>	<b>100.00%</b>	<b>509,466,787.17 AUD</b>	<b>100.00%</b>

Balloon				Vehicle Status			
Balloon		No Balloon		New		Used	
Number of Contracts	Outstanding Discounted Receivables Balance	Number of Contracts	Outstanding Discounted Receivables Balance	Number of Contracts	Outstanding Discounted Receivables Balance	Number of Contracts	Outstanding Discounted Receivables Balance
3,959	217,143,837	10,126	285,122,402	9,966	392,589,066	4,119	109,677,173
60	3,469,204	146	3,731,345	140	5,463,237	66	1,737,312
<b>4,019</b>	<b>220,613,040.50 AUD</b>	<b>10,272</b>	<b>288,853,746.67 AUD</b>	<b>10,106</b>	<b>398,052,302.74 AUD</b>	<b>4,185</b>	<b>111,414,484.43 AUD</b>

**Pool Data II**
**Distribution of Contracts and Vehicles per Borrower**

Number of Contracts Per Borrower	Number of Customers	Percentage of Customers	Number of Contracts	Percentage of Contracts	Outstanding Discounted Receivables Balance	Percentage of Balance
1	16,891	99.11%	14,041	98.04%	607,678,613.29 AUD	98.15%
2	141	0.83%	250	1.75%	10,582,585.71 AUD	1.71%
3	11	0.06%	30	0.21%	846,102.77 AUD	0.14%
4	-	0.00%	-	0.00%	- AUD	0.00%
5	-	0.00%	-	0.00%	- AUD	0.00%
6 - 10	-	0.00%	-	0.00%	- AUD	0.00%
> 10	-	0.00%	-	0.00%	- AUD	0.00%
<b>Total</b>	<b>17,043</b>	<b>100.00%</b>	<b>14,321</b>	<b>100.00%</b>	<b>619,107,301.77 AUD</b>	<b>100.00%</b>

**Top 20 Borrower**

Ranking	Outstanding Discounted Receivables Balance	Percentage of Overall Balance	Number of Contracts
1	631,303.37 AUD	0.12391 %	1
2	460,305.80 AUD	0.09035 %	1
3	396,794.38 AUD	0.07788 %	1
4	396,794.38 AUD	0.07788 %	1
5	396,271.79 AUD	0.07778 %	1
6	396,271.79 AUD	0.07778 %	1
7	376,074.16 AUD	0.07382 %	1
8	370,736.37 AUD	0.07277 %	1
9	366,452.97 AUD	0.07193 %	2
10	364,572.80 AUD	0.07156 %	1
11	358,588.90 AUD	0.07039 %	1
12	358,588.90 AUD	0.07039 %	1
13	333,878.64 AUD	0.06553 %	1
14	333,878.64 AUD	0.06553 %	1
15	329,659.04 AUD	0.06471 %	1
16	328,616.30 AUD	0.06450 %	1
17	296,802.40 AUD	0.05826 %	1
18	276,111.23 AUD	0.05420 %	1
19	274,622.82 AUD	0.05390 %	1
20	272,854.71 AUD	0.05356 %	1
	<b>7,319,179.39 AUD</b>	<b>1.43664 %</b>	<b>21</b>

**Pool Data III**

**Distribution by Outstanding Discounted Receivables Balance**

Total Portfolio					Product Type			
Distribution by Outstanding Discounted Receivables Balance	Number of Contracts	Percentage of Contracts	Outstanding Discounted Receivables Balance	Percentage of Balance	Chattel Mortgage		Consumer Loan	
					Number of Contracts	Outstanding Discounted Receivables Balance	Number of Contracts	Outstanding Discounted Receivables Balance
0.00 - 10,000.00	1,038	7.26%	6,429,582.96 AUD	1.26%	458	2,895,973.95 AUD	580	3,533,609.01 AUD
10,000.01 - 20,000.00	2,679	18.75%	41,436,504.59 AUD	8.13%	1,351	21,018,454.24 AUD	1,328	20,418,050.35 AUD
20,000.01 - 30,000.00	3,444	24.10%	85,569,767.70 AUD	16.80%	1,953	48,682,362.01 AUD	1,491	36,887,405.69 AUD
30,000.01 - 40,000.00	2,701	18.90%	93,876,698.41 AUD	18.43%	1,774	61,833,064.17 AUD	927	32,043,634.24 AUD
40,000.01 - 50,000.00	1,815	12.70%	80,836,512.41 AUD	15.87%	1,258	56,090,635.85 AUD	557	24,745,876.56 AUD
50,000.01 - 60,000.00	1,003	7.02%	54,572,166.89 AUD	10.71%	742	40,374,900.50 AUD	261	14,197,266.39 AUD
60,000.01 - 70,000.00	531	3.72%	34,343,129.18 AUD	6.74%	412	26,702,558.88 AUD	119	7,640,570.30 AUD
70,000.01 - 80,000.00	293	2.05%	21,962,138.52 AUD	4.31%	246	18,466,401.04 AUD	47	3,495,737.48 AUD
80,000.01 - 90,000.00	227	1.59%	19,249,823.28 AUD	3.78%	194	16,448,617.68 AUD	33	2,801,205.60 AUD
90,000.01 - 100,000.00	165	1.15%	15,679,246.36 AUD	3.08%	137	13,015,237.27 AUD	28	2,664,009.09 AUD
100,000.01 - 110,000.00	103	0.72%	10,798,160.21 AUD	2.12%	87	9,089,903.56 AUD	16	1,708,256.65 AUD
110,000.01 - 120,000.00	81	0.57%	9,279,201.05 AUD	1.82%	72	8,262,893.04 AUD	9	1,016,308.01 AUD
120,000.01 - 130,000.00	59	0.41%	7,370,537.59 AUD	1.45%	54	6,746,407.94 AUD	5	624,129.65 AUD
130,000.01 - 140,000.00	33	0.23%	4,440,321.66 AUD	0.87%	30	4,034,506.57 AUD	3	405,815.09 AUD
140,000.01 - 150,000.00	24	0.17%	3,477,984.68 AUD	0.68%	22	3,187,044.18 AUD	2	290,940.50 AUD
> 150,000.00	95	0.66%	20,145,011.68 AUD	3.95%	90	19,119,088.27 AUD	5	1,025,923.41 AUD
<b>Total</b>	<b>14,291</b>	<b>100.00%</b>	<b>509,466,787.17 AUD</b>	<b>100.00%</b>	<b>8,880</b>	<b>355,968,049.15 AUD</b>	<b>5,411</b>	<b>153,498,738.02 AUD</b>

Statistics Outstanding Discounted Receivables Balance	
Minimum Outstanding Discounted Receivables Balance	- AUD
Maximum Outstanding Discounted Receivables Balance	631,303.37 AUD
Average Outstanding Discounted Receivables Balance	35,649.48 AUD

**Distribution by Original Balance**

Total Portfolio					Product Type			
Distribution by Original Balance	Number of Contracts	Percentage of Contracts	Outstanding Discounted Receivables Balance	Percentage of Balance	Chattel Mortgage		Consumer Loan	
					Number of Contracts	Outstanding Discounted Receivables Balance	Number of Contracts	Outstanding Discounted Receivables Balance
0.00 - 10,000.00	118	0.83%	514,414.53 AUD	0.10%	41	186,584.16 AUD	77	327,830.37 AUD
10,000.01 - 20,000.00	1,430	10.01%	15,626,709.56 AUD	3.07%	640	7,066,414.06 AUD	790	8,560,295.50 AUD
20,000.01 - 30,000.00	2,898	20.28%	53,859,122.00 AUD	10.57%	1,486	27,887,549.59 AUD	1,412	25,971,572.41 AUD
30,000.01 - 40,000.00	2,941	20.58%	77,353,816.20 AUD	15.18%	1,679	44,399,872.55 AUD	1,262	32,953,943.65 AUD
40,000.01 - 50,000.00	2,222	15.55%	77,061,321.45 AUD	15.13%	1,456	50,457,457.25 AUD	766	26,603,864.20 AUD
50,000.01 - 60,000.00	1,716	12.01%	71,910,146.21 AUD	14.11%	1,226	51,322,227.81 AUD	490	20,587,918.40 AUD
60,000.01 - 70,000.00	1,110	7.77%	55,598,367.33 AUD	10.91%	796	39,771,569.42 AUD	314	15,826,797.91 AUD
70,000.01 - 80,000.00	562	3.93%	32,914,309.00 AUD	6.46%	439	25,779,118.70 AUD	123	7,135,190.30 AUD
80,000.01 - 90,000.00	323	2.26%	21,965,566.21 AUD	4.31%	266	18,144,351.99 AUD	57	3,821,214.22 AUD
90,000.01 - 100,000.00	213	1.49%	16,122,035.17 AUD	3.16%	185	13,942,032.33 AUD	28	2,180,002.84 AUD
100,000.01 - 110,000.00	235	1.64%	19,813,891.52 AUD	3.89%	202	17,042,659.49 AUD	33	2,771,232.03 AUD
110,000.01 - 120,000.00	112	0.78%	10,139,542.76 AUD	1.99%	99	8,892,411.27 AUD	13	1,247,131.49 AUD
120,000.01 - 130,000.00	97	0.68%	9,969,860.81 AUD	1.96%	75	7,762,114.79 AUD	22	2,207,746.02 AUD
130,000.01 - 140,000.00	81	0.57%	9,107,790.31 AUD	1.79%	73	8,198,366.16 AUD	8	909,424.15 AUD
140,000.01 - 150,000.00	50	0.35%	5,965,498.08 AUD	1.17%	47	5,602,793.63 AUD	3	362,704.45 AUD
> 150,000.00	183	1.28%	31,544,396.03 AUD	6.19%	170	29,512,525.95 AUD	13	2,031,870.08 AUD
<b>Total</b>	<b>14,291</b>	<b>100.00%</b>	<b>509,466,787.17 AUD</b>	<b>100.00%</b>	<b>8,880</b>	<b>355,968,049.15 AUD</b>	<b>5,411</b>	<b>153,498,738.02 AUD</b>

Statistics	
Minimum Original Balance	4,388.00 AUD
Maximum Original Balance	670,450.00 AUD
Weighted Average Original Receivables Balance (by ODRB)	69,456.39 AUD

**Pool Data III**

**Distribution by Outstanding Discounted Receivables Balance**

Total Portfolio					Balloon				Vehicle Status			
Distribution by Outstanding Discounted Receivables Balance	Number of Contracts	Percentage of Contracts	Outstanding Discounted Receivables Balance	Percentage of Balance	Balloon		No Balloon		New		Used	
					Number of Contracts	Outstanding Discounted Receivables Balance	Number of Contracts	Outstanding Discounted Receivables Balance	Number of Contracts	Outstanding Discounted Receivables Balance	Number of Contracts	Outstanding Discounted Receivables Balance
0.00 - 10,000.00	1,038	7.26%	6,429,582.96 AUD	1.26%	25	179,660.35 AUD	1,013	6,249,922.61 AUD	441	2,665,582.72 AUD	597	3,764,000.24 AUD
10,000.01 - 20,000.00	2,679	18.75%	41,436,504.59 AUD	8.13%	195	3,139,728.67 AUD	2,484	38,296,775.92 AUD	1,430	22,505,307.94 AUD	1,249	18,931,196.65 AUD
20,000.01 - 30,000.00	3,444	24.10%	85,569,767.70 AUD	16.80%	526	13,557,923.45 AUD	2,918	72,011,844.25 AUD	2,433	60,726,700.08 AUD	1,011	24,843,067.62 AUD
30,000.01 - 40,000.00	2,701	18.90%	93,876,698.41 AUD	18.43%	778	27,417,997.63 AUD	1,923	66,458,700.78 AUD	2,076	72,362,926.21 AUD	625	21,513,772.20 AUD
40,000.01 - 50,000.00	1,815	12.70%	80,836,512.41 AUD	15.87%	764	34,198,562.58 AUD	1,051	46,637,949.83 AUD	1,489	66,406,899.96 AUD	326	14,429,612.45 AUD
50,000.01 - 60,000.00	1,003	7.02%	54,572,166.89 AUD	10.71%	540	29,418,056.06 AUD	463	25,154,110.83 AUD	853	46,462,832.71 AUD	150	8,109,334.18 AUD
60,000.01 - 70,000.00	531	3.72%	34,343,129.18 AUD	6.74%	342	22,128,965.06 AUD	189	12,214,164.12 AUD	446	28,834,543.91 AUD	85	5,508,585.27 AUD
70,000.01 - 80,000.00	293	2.05%	21,962,138.52 AUD	4.31%	211	15,813,731.59 AUD	82	6,148,406.93 AUD	234	17,534,061.47 AUD	59	4,428,077.05 AUD
80,000.01 - 90,000.00	227	1.59%	19,249,823.28 AUD	3.78%	174	14,765,311.33 AUD	53	4,484,511.95 AUD	205	17,372,729.11 AUD	22	1,877,094.17 AUD
90,000.01 - 100,000.00	165	1.15%	15,679,246.36 AUD	3.08%	123	11,704,767.80 AUD	42	3,974,478.56 AUD	149	14,180,430.33 AUD	16	1,498,816.03 AUD
100,000.01 - 110,000.00	103	0.72%	10,798,160.21 AUD	2.12%	89	9,343,745.08 AUD	14	1,454,415.13 AUD	95	9,960,309.51 AUD	8	837,850.70 AUD
110,000.01 - 120,000.00	81	0.57%	9,279,201.05 AUD	1.82%	70	8,025,398.80 AUD	11	1,253,802.25 AUD	73	8,357,235.24 AUD	8	921,965.81 AUD
120,000.01 - 130,000.00	59	0.41%	7,370,537.59 AUD	1.45%	52	6,509,795.87 AUD	7	860,741.72 AUD	55	6,867,196.95 AUD	4	503,340.64 AUD
130,000.01 - 140,000.00	33	0.23%	4,440,321.66 AUD	0.87%	27	3,638,239.20 AUD	6	802,082.46 AUD	26	3,501,862.80 AUD	7	938,458.86 AUD
140,000.01 - 150,000.00	24	0.17%	3,477,984.68 AUD	0.68%	20	2,895,479.73 AUD	4	582,504.95 AUD	20	2,890,339.68 AUD	4	587,645.00 AUD
> 150,000.00	95	0.66%	20,145,011.68 AUD	3.95%	83	17,875,677.30 AUD	12	2,269,334.38 AUD	81	17,423,344.12 AUD	14	2,721,667.56 AUD
<b>Total</b>	<b>14,291</b>	<b>100.00%</b>	<b>509,466,787.17 AUD</b>	<b>100.00%</b>	<b>4,019</b>	<b>220,613,040.50 AUD</b>	<b>10,272</b>	<b>288,853,746.67 AUD</b>	<b>10,106</b>	<b>398,052,302.74 AUD</b>	<b>4,185</b>	<b>111,414,484.43 AUD</b>

Statistics Outstanding Discounted Receivables Balance	
Minimum Outstanding Discounted Receivables Balance	- AUD
Maximum Outstanding Discounted Receivables Balance	631,303.37 AUD
Average Outstanding Discounted Receivables Balance	35,649.48 AUD

**Distribution by Original Balance**

Total Portfolio					Balloon				Vehicle Status			
Distribution by Original Balance	Number of Contracts	Percentage of Contracts	Outstanding Discounted Receivables Balance	Percentage of Balance	Balloon		No Balloon		New		Used	
					Number of Contracts	Outstanding Discounted Receivables Balance	Number of Contracts	Outstanding Discounted Receivables Balance	Number of Contracts	Outstanding Discounted Receivables Balance	Number of Contracts	Outstanding Discounted Receivables Balance
0.00 - 10,000.00	118	0.83%	514,414.53 AUD	0.10%	-	- AUD	118	514,414.53 AUD	18	86,766.66 AUD	100	427,647.87 AUD
10,000.01 - 20,000.00	1,430	10.01%	15,626,709.56 AUD	3.07%	48	656,379.78 AUD	1,382	14,970,329.78 AUD	473	5,307,636.52 AUD	957	10,319,073.04 AUD
20,000.01 - 30,000.00	2,898	20.28%	53,859,122.00 AUD	10.57%	253	5,206,003.51 AUD	2,645	48,653,118.49 AUD	1,749	32,387,681.62 AUD	1,149	21,471,440.38 AUD
30,000.01 - 40,000.00	2,941	20.58%	77,353,816.20 AUD	15.18%	563	16,115,640.27 AUD	2,378	61,238,175.93 AUD	2,097	54,752,166.27 AUD	844	22,601,649.93 AUD
40,000.01 - 50,000.00	2,222	15.55%	77,061,321.45 AUD	15.13%	696	25,532,534.69 AUD	1,526	51,528,786.76 AUD	1,728	59,288,097.44 AUD	494	17,773,224.01 AUD
50,000.01 - 60,000.00	1,716	12.01%	71,910,146.21 AUD	14.11%	695	30,939,350.30 AUD	1,021	40,970,795.91 AUD	1,453	60,483,179.05 AUD	263	11,426,967.16 AUD
60,000.01 - 70,000.00	1,110	7.77%	55,598,367.33 AUD	10.91%	490	25,946,124.65 AUD	620	29,652,242.68 AUD	968	48,175,444.41 AUD	142	7,422,922.92 AUD
70,000.01 - 80,000.00	562	3.93%	32,914,309.00 AUD	6.46%	324	19,868,892.98 AUD	238	13,045,416.02 AUD	487	28,254,927.74 AUD	75	4,659,381.26 AUD
80,000.01 - 90,000.00	323	2.26%	21,965,566.21 AUD	4.31%	213	14,965,587.06 AUD	110	6,999,979.15 AUD	264	17,809,093.75 AUD	59	4,156,472.46 AUD
90,000.01 - 100,000.00	213	1.49%	16,122,035.17 AUD	3.16%	152	11,939,817.10 AUD	61	4,182,218.07 AUD	188	14,153,866.17 AUD	25	1,968,169.00 AUD
100,000.01 - 110,000.00	235	1.64%	19,813,891.52 AUD	3.89%	162	13,917,306.21 AUD	73	5,896,585.31 AUD	213	17,872,782.53 AUD	22	1,941,108.99 AUD
110,000.01 - 120,000.00	112	0.78%	10,139,542.76 AUD	1.99%	88	8,150,085.23 AUD	24	1,989,457.53 AUD	100	9,135,234.93 AUD	12	1,004,307.83 AUD
120,000.01 - 130,000.00	97	0.68%	9,969,860.81 AUD	1.96%	72	7,517,311.26 AUD	25	2,452,549.55 AUD	88	9,060,873.35 AUD	9	908,987.46 AUD
130,000.01 - 140,000.00	81	0.57%	9,107,790.31 AUD	1.79%	69	7,870,971.14 AUD	12	1,236,819.17 AUD	74	8,255,691.46 AUD	7	852,098.85 AUD
140,000.01 - 150,000.00	50	0.35%	5,965,498.08 AUD	1.17%	44	5,289,476.42 AUD	6	676,021.66 AUD	48	5,712,984.74 AUD	2	252,513.34 AUD
> 150,000.00	183	1.28%	31,544,396.03 AUD	6.19%	150	26,697,559.90 AUD	33	4,846,836.13 AUD	158	27,315,876.10 AUD	25	4,228,519.93 AUD
<b>Total</b>	<b>14,291</b>	<b>100.00%</b>	<b>509,466,787.17 AUD</b>	<b>100.00%</b>	<b>4,019</b>	<b>220,613,040.50 AUD</b>	<b>10,272</b>	<b>288,853,746.67 AUD</b>	<b>10,106</b>	<b>398,052,302.74 AUD</b>	<b>4,185</b>	<b>111,414,484.43 AUD</b>

Statistics	
Minimum Original Balance	4,388.00 AUD
Maximum Original Balance	670,450.00 AUD
Weighted Average Original Receivables Balance (by ODRB)	69,456.39 AUD

Pool Data IV

Interest Rate paid by the Receivable Debtor

Interest Rate paid by the Receivable Debtor	Total Portfolio				Product Type			
	Number of Contracts	Percentage of Contracts	Outstanding Discounted Receivables Balance	Percentage of Balance	Chattel Mortgage		Consumer Loan	
					Number of Contracts	Outstanding Discounted Receivables Balance	Number of Contracts	Outstanding Discounted Receivables Balance
0.00%	-	0.00%	- AUD	0.00%	-	- AUD	-	- AUD
0.01% - 1.00%	-	0.00%	- AUD	0.00%	-	- AUD	-	- AUD
1.01% - 2.00%	622	4.35%	20,959,655.54 AUD	4.11%	375	14,322,959.37 AUD	247	6,636,696.17 AUD
2.01% - 3.00%	892	6.24%	42,741,539.17 AUD	8.39%	593	33,717,363.43 AUD	299	9,024,175.74 AUD
3.01% - 4.00%	1,270	8.89%	58,958,018.15 AUD	11.57%	1,259	58,614,468.16 AUD	11	343,549.99 AUD
4.01% - 5.00%	1,489	10.42%	63,146,854.77 AUD	12.39%	1,183	52,917,870.63 AUD	306	10,228,984.14 AUD
5.01% - 6.00%	2,058	14.40%	78,161,491.50 AUD	15.34%	1,302	54,309,137.61 AUD	756	23,852,353.89 AUD
6.01% - 7.00%	2,659	18.61%	86,671,090.30 AUD	17.01%	1,158	44,060,558.44 AUD	1,501	42,610,531.86 AUD
7.01% - 8.00%	2,117	14.81%	63,896,593.29 AUD	12.54%	758	27,662,625.54 AUD	1,359	36,233,967.75 AUD
8.01% - 9.00%	1,984	13.88%	62,147,620.53 AUD	12.20%	1,352	44,894,659.62 AUD	632	17,252,960.91 AUD
9.01% - 10.00%	919	6.43%	26,716,038.23 AUD	5.24%	726	21,506,984.68 AUD	193	5,209,053.55 AUD
10.01% - 11.00%	211	1.48%	4,993,476.06 AUD	0.98%	152	3,630,112.78 AUD	59	1,363,363.28 AUD
11.01% - 12.00%	35	0.24%	690,260.44 AUD	0.14%	16	270,904.34 AUD	19	419,356.10 AUD
12.01% - 13.00%	11	0.08%	107,011.28 AUD	0.02%	1	7,822.29 AUD	10	99,188.99 AUD
13.01% - 14.00%	10	0.07%	160,322.42 AUD	0.03%	2	39,358.70 AUD	8	120,963.72 AUD
14.01% - 15.00%	10	0.07%	98,672.96 AUD	0.02%	1	3,556.17 AUD	9	95,116.79 AUD
15.01% - 16.00%	4	0.03%	18,142.53 AUD	0.00%	2	9,667.39 AUD	2	8,475.14 AUD
> 16.00%	-	0.00%	- AUD	0.00%	-	- AUD	-	- AUD
<b>Total</b>	<b>14,291</b>	<b>100.00%</b>	<b>509,466,787.17 AUD</b>	<b>100.00%</b>	<b>8,880</b>	<b>355,968,049.15 AUD</b>	<b>5,411</b>	<b>153,498,738.02 AUD</b>

Statistics Interest Rate	
Minimum Interest Rate Debtor	1.40%
Maximum Interest Rate Debtor	15.24%
Weighted Average Interest Rate Debtor	5.95%



Pool Data IV

Interest Rate paid by the Receivable Debtor

Total Portfolio					Balloon				Vehicle Status			
Interest Rate paid by the Receivable Debtor	Number of Contracts	Percentage of Contracts	Outstanding Discounted Receivables Balance	Percentage of Balance	Balloon		No Balloon		New		Used	
					Number of Contracts	Outstanding Discounted Receivables Balance	Number of Contracts	Outstanding Discounted Receivables Balance	Number of Contracts	Outstanding Discounted Receivables Balance	Number of Contracts	Outstanding Discounted Receivables Balance
0.00%	-	0.00%	- AUD	0.00%	-	- AUD	-	- AUD	-	- AUD	-	- AUD
0.01% - 1.00%	-	0.00%	- AUD	0.00%	-	- AUD	-	- AUD	-	- AUD	-	- AUD
1.01% - 2.00%	622	4.35%	20,959,655.54 AUD	4.11%	200	8,874,406.09 AUD	422	12,085,249.45 AUD	622	20,959,655.54 AUD	-	- AUD
2.01% - 3.00%	892	6.24%	42,741,539.17 AUD	8.39%	383	25,308,942.24 AUD	509	17,432,596.93 AUD	890	42,714,057.41 AUD	2	27,481.76 AUD
3.01% - 4.00%	1,270	8.89%	58,958,018.15 AUD	11.57%	572	36,417,885.90 AUD	698	22,540,132.25 AUD	1,153	54,881,204.23 AUD	117	4,076,813.92 AUD
4.01% - 5.00%	1,489	10.42%	63,146,854.77 AUD	12.39%	609	34,765,276.22 AUD	880	28,381,578.55 AUD	1,198	52,781,983.85 AUD	291	10,364,870.92 AUD
5.01% - 6.00%	2,058	14.40%	78,161,491.50 AUD	15.34%	704	38,402,851.70 AUD	1,354	39,758,639.80 AUD	1,582	64,113,901.02 AUD	476	14,047,590.48 AUD
6.01% - 7.00%	2,659	18.61%	86,671,090.30 AUD	17.01%	670	34,260,508.22 AUD	1,989	52,410,582.08 AUD	1,866	65,798,143.13 AUD	793	20,872,947.17 AUD
7.01% - 8.00%	2,117	14.81%	63,896,593.29 AUD	12.54%	414	20,218,513.72 AUD	1,703	43,678,079.57 AUD	1,170	40,003,380.38 AUD	947	23,893,212.91 AUD
8.01% - 9.00%	1,984	13.88%	62,147,620.53 AUD	12.20%	329	16,316,873.45 AUD	1,655	45,830,747.08 AUD	1,216	43,632,834.65 AUD	768	18,514,785.88 AUD
9.01% - 10.00%	919	6.43%	26,716,038.23 AUD	5.24%	119	5,490,634.38 AUD	800	21,225,403.85 AUD	346	11,898,803.83 AUD	573	14,817,234.40 AUD
10.01% - 11.00%	211	1.48%	4,993,476.06 AUD	0.98%	14	451,426.66 AUD	197	4,542,049.40 AUD	34	874,657.82 AUD	177	4,118,818.24 AUD
11.01% - 12.00%	35	0.24%	690,260.44 AUD	0.14%	3	56,656.75 AUD	32	633,603.69 AUD	14	216,672.47 AUD	21	473,587.97 AUD
12.01% - 13.00%	11	0.08%	107,011.28 AUD	0.02%	-	- AUD	11	107,011.28 AUD	3	19,292.81 AUD	8	87,718.47 AUD
13.01% - 14.00%	10	0.07%	160,322.42 AUD	0.03%	2	49,065.17 AUD	8	111,257.25 AUD	6	114,601.00 AUD	4	45,721.42 AUD
14.01% - 15.00%	10	0.07%	98,672.96 AUD	0.02%	-	- AUD	10	98,672.96 AUD	4	29,523.20 AUD	6	69,149.76 AUD
15.01% - 16.00%	4	0.03%	18,142.53 AUD	0.00%	-	- AUD	4	18,142.53 AUD	2	13,591.40 AUD	2	4,551.13 AUD
> 16.00%	-	0.00%	- AUD	0.00%	-	- AUD	-	- AUD	-	- AUD	-	- AUD
<b>Total</b>	<b>14,291</b>	<b>100.00%</b>	<b>509,466,787.17 AUD</b>	<b>100.00%</b>	<b>4,019</b>	<b>220,613,040.50 AUD</b>	<b>10,272</b>	<b>288,853,746.67 AUD</b>	<b>10,106</b>	<b>398,052,302.74 AUD</b>	<b>4,185</b>	<b>111,414,484.43 AUD</b>

Statistics Interest Rate	
Minimum Interest Rate Debtor	1.40%
Maximum Interest Rate Debtor	15.24%
Weighted Average Interest Rate Debtor	5.95%

Pool Data V

Original Term

Total Portfolio					Product Type			
Length of Original Term (months)	Number of Contracts	Percentage of Contracts	Outstanding Discounted Receivables Balance	Percentage of Balance	Chattel Mortgage		Consumer Loan	
					Number of Contracts	Outstanding Discounted Receivables Balance	Number of Contracts	Outstanding Discounted Receivables Balance
0 - 11	-	0.00%	- AUD	0.00%	-	- AUD	-	- AUD
12 - 23	93	0.65%	741,739.13 AUD	0.15%	56	501,400.66 AUD	37	240,338.47 AUD
24 - 35	385	2.69%	5,142,609.72 AUD	1.01%	244	3,935,690.74 AUD	141	1,206,918.98 AUD
36 - 47	1,550	10.85%	41,186,913.12 AUD	8.08%	1,082	32,725,406.17 AUD	468	8,461,506.95 AUD
48 - 59	2,130	14.90%	71,865,495.63 AUD	14.11%	1,369	51,691,099.11 AUD	761	20,174,396.52 AUD
60 - 71	9,482	66.35%	367,832,271.12 AUD	72.20%	6,129	267,114,452.47 AUD	3,353	100,717,818.65 AUD
> 71	651	4.56%	22,697,758.45 AUD	4.46%	-	- AUD	651	22,697,758.45 AUD
<b>Total</b>	<b>14,291</b>	<b>100.00%</b>	<b>509,466,787.17 AUD</b>	<b>100.00%</b>	<b>8,880</b>	<b>355,968,049.15 AUD</b>	<b>5,411</b>	<b>153,498,738.02 AUD</b>

Statistics Original Term	
Minimum Original Term in months	12
Maximum Original Term in months	84
Weighted Average Original Term month (by ODRB)	57.02

Remaining Term

Total Portfolio					Product Type			
Length of Remaining Term (months)	Number of Contracts	Percentage of Contracts	Outstanding Discounted Receivables Balance	Percentage of Balance	Chattel Mortgage		Consumer Loan	
					Number of Contracts	Outstanding Discounted Receivables Balance	Number of Contracts	Outstanding Discounted Receivables Balance
0 - 11	705	4.93%	7,073,453.58 AUD	1.39%	386	4,795,745.80 AUD	319	2,277,707.78 AUD
12 - 23	1,092	7.64%	22,885,103.44 AUD	4.49%	713	17,478,372.53 AUD	379	5,406,730.91 AUD
24 - 35	2,246	15.72%	70,086,498.90 AUD	13.76%	1,422	50,135,825.90 AUD	824	19,950,673.00 AUD
36 - 47	5,520	38.63%	198,359,169.40 AUD	38.93%	3,549	141,475,035.64 AUD	1,971	56,884,133.76 AUD
48 - 59	4,188	29.31%	190,797,164.35 AUD	37.45%	2,810	142,083,069.28 AUD	1,378	48,714,095.07 AUD
60 - 71	319	2.23%	11,250,253.26 AUD	2.21%	-	- AUD	319	11,250,253.26 AUD
> 71	221	1.55%	9,015,144.24 AUD	1.77%	-	- AUD	221	9,015,144.24 AUD
<b>Total</b>	<b>14,291</b>	<b>100.00%</b>	<b>509,466,787.17 AUD</b>	<b>100.00%</b>	<b>8,880</b>	<b>355,968,049.15 AUD</b>	<b>5,411</b>	<b>153,498,738.02 AUD</b>

Statistics Remaining Term	
Minimum Remaining Term in months	0
Maximum Remaining Term in months	77
Weighted Average Remaining Term in months (by ODRB)	42.92

Distribution by Seasoning

Total Portfolio					Product Type			
Seasoning (months)	Number of Contracts	Percentage of Contracts	Outstanding Discounted Receivables Balance	Percentage of Balance	Chattel Mortgage		Consumer Loan	
					Number of Contracts	Outstanding Discounted Receivables Balance	Number of Contracts	Outstanding Discounted Receivables Balance
0 - 11	5,191	36.32%	217,302,145.08 AUD	42.65%	3,416	158,694,583.15 AUD	1,775	58,607,561.93 AUD
12 - 23	7,992	55.92%	269,857,237.21 AUD	52.97%	4,918	184,258,127.51 AUD	3,074	85,599,109.70 AUD
24 - 35	572	4.00%	15,330,634.38 AUD	3.01%	304	9,249,676.83 AUD	268	6,080,957.55 AUD
36 - 47	106	0.74%	1,598,850.08 AUD	0.31%	54	854,108.46 AUD	52	744,741.62 AUD
48 - 59	407	2.85%	5,218,007.27 AUD	1.02%	185	2,911,553.20 AUD	222	2,306,454.07 AUD
60 - 71	18	0.13%	137,478.27 AUD	0.03%	3	- AUD	15	137,478.27 AUD
> 71	5	0.03%	22,434.88 AUD	0.00%	-	- AUD	5	22,434.88 AUD
<b>Total</b>	<b>14,291</b>	<b>100.00%</b>	<b>509,466,787.17 AUD</b>	<b>100.00%</b>	<b>8,880</b>	<b>355,968,049.15 AUD</b>	<b>5,411</b>	<b>153,498,738.02 AUD</b>

Statistics Seasoning	
Minimum Seasoning in months	3
Maximum Seasoning in months	82
Weighted Average Seasoning Term in months (by ODRB)	14.15

Pool Data V

Original Term

Total Portfolio					Balloon				Vehicle Status			
Length of Original Term (months)	Number of Contracts	Percentage of Contracts	Outstanding Discounted Receivables Balance	Percentage of Balance	Balloon		No Balloon		New		Used	
					Number of Contracts	Outstanding Discounted Receivables Balance	Number of Contracts	Outstanding Discounted Receivables Balance	Number of Contracts	Outstanding Discounted Receivables Balance	Number of Contracts	Outstanding Discounted Receivables Balance
0 - 11	-	0.00%	- AUD	0.00%	-	- AUD	-	- AUD	-	- AUD	-	- AUD
12 - 23	93	0.65%	741,739.13 AUD	0.15%	9	207,091.77 AUD	84	534,647.36 AUD	27	271,111.35 AUD	66	470,627.78 AUD
24 - 35	385	2.69%	5,142,609.72 AUD	1.01%	23	1,219,238.18 AUD	362	3,923,371.54 AUD	131	2,280,801.06 AUD	254	2,861,808.66 AUD
36 - 47	1,550	10.85%	41,186,913.12 AUD	8.08%	309	14,418,316.26 AUD	1,241	26,768,596.86 AUD	1,068	33,046,260.76 AUD	482	8,140,652.36 AUD
48 - 59	2,130	14.90%	71,865,495.63 AUD	14.11%	622	31,705,929.56 AUD	1,508	40,159,566.07 AUD	1,717	62,935,759.05 AUD	413	8,929,736.58 AUD
60 - 71	9,482	66.35%	367,832,271.12 AUD	72.20%	3,056	173,062,464.73 AUD	6,426	194,769,806.39 AUD	6,719	283,674,813.10 AUD	2,763	84,157,458.02 AUD
> 71	651	4.56%	22,697,758.45 AUD	4.46%	-	- AUD	651	22,697,758.45 AUD	444	15,843,557.42 AUD	207	6,854,201.03 AUD
<b>Total</b>	<b>14,291</b>	<b>100.00%</b>	<b>509,466,787.17 AUD</b>	<b>100.00%</b>	<b>4,019</b>	<b>220,613,040.50 AUD</b>	<b>10,272</b>	<b>288,853,746.67 AUD</b>	<b>10,106</b>	<b>398,052,302.74 AUD</b>	<b>4,185</b>	<b>111,414,484.43 AUD</b>

Statistics Original Term	
Minimum Original Term in months	12
Maximum Original Term in months	84
Weighted Average Original Term month (by ODRB)	57.02

Remaining Term

Total Portfolio					Balloon				Vehicle Status			
Length of Remaining Term (months)	Number of Contracts	Percentage of Contracts	Outstanding Discounted Receivables Balance	Percentage of Balance	Balloon		No Balloon		New		Used	
					Number of Contracts	Outstanding Discounted Receivables Balance	Number of Contracts	Outstanding Discounted Receivables Balance	Number of Contracts	Outstanding Discounted Receivables Balance	Number of Contracts	Outstanding Discounted Receivables Balance
0 - 11	705	4.93%	7,073,453.58 AUD	1.39%	174	4,213,060.91 AUD	531	2,860,392.67 AUD	446	5,154,749.49 AUD	259	1,918,704.09 AUD
12 - 23	1,092	7.64%	22,885,103.44 AUD	4.49%	193	8,190,206.90 AUD	899	14,694,896.54 AUD	670	17,075,664.00 AUD	422	5,809,439.44 AUD
24 - 35	2,246	15.72%	70,086,498.90 AUD	13.76%	593	29,899,974.72 AUD	1,653	40,186,524.18 AUD	1,695	59,378,417.36 AUD	551	10,708,081.54 AUD
36 - 47	5,520	38.63%	198,359,169.40 AUD	38.93%	1,640	87,453,737.94 AUD	3,880	110,905,431.46 AUD	3,947	155,233,434.50 AUD	1,573	43,125,734.90 AUD
48 - 59	4,188	29.31%	190,797,164.35 AUD	37.45%	1,419	90,856,060.03 AUD	2,769	99,941,104.32 AUD	2,974	146,919,833.54 AUD	1,214	43,877,330.81 AUD
60 - 71	319	2.23%	11,250,253.26 AUD	2.21%	-	- AUD	319	11,250,253.26 AUD	223	8,150,144.00 AUD	96	3,100,109.26 AUD
> 71	221	1.55%	9,015,144.24 AUD	1.77%	-	- AUD	221	9,015,144.24 AUD	151	6,140,059.85 AUD	70	2,875,084.39 AUD
<b>Total</b>	<b>14,291</b>	<b>100.00%</b>	<b>509,466,787.17 AUD</b>	<b>100.00%</b>	<b>4,019</b>	<b>220,613,040.50 AUD</b>	<b>10,272</b>	<b>288,853,746.67 AUD</b>	<b>10,106</b>	<b>398,052,302.74 AUD</b>	<b>4,185</b>	<b>111,414,484.43 AUD</b>

Statistics Remaining Term	
Minimum Remaining Term in months	0
Maximum Remaining Term in months	77
Weighted Average Remaining Term in months (by ODRB)	42.92

Distribution by Seasoning

Total Portfolio					Balloon				Vehicle Status			
Seasoning (months)	Number of Contracts	Percentage of Contracts	Outstanding Discounted Receivables Balance	Percentage of Balance	Balloon		No Balloon		New		Used	
					Number of Contracts	Outstanding Discounted Receivables Balance	Number of Contracts	Outstanding Discounted Receivables Balance	Number of Contracts	Outstanding Discounted Receivables Balance	Number of Contracts	Outstanding Discounted Receivables Balance
0 - 11	5,191	36.32%	217,302,145.08 AUD	42.65%	1,504	94,864,390.37 AUD	3,687	122,437,754.71 AUD	3,584	167,452,936.42 AUD	1,607	49,849,208.66 AUD
12 - 23	7,992	55.92%	269,857,237.21 AUD	52.97%	2,198	114,555,915.93 AUD	5,794	165,301,321.28 AUD	5,719	212,865,800.73 AUD	2,273	56,991,436.48 AUD
24 - 35	572	4.00%	15,330,634.38 AUD	3.01%	144	6,832,859.44 AUD	428	8,497,774.94 AUD	398	12,213,806.14 AUD	174	3,116,828.24 AUD
36 - 47	106	0.74%	1,598,850.08 AUD	0.31%	33	999,765.78 AUD	73	599,084.30 AUD	82	1,281,361.73 AUD	24	317,488.35 AUD
48 - 59	407	2.85%	5,218,007.27 AUD	1.02%	140	3,360,108.98 AUD	267	1,857,898.29 AUD	307	4,129,607.51 AUD	100	1,088,399.76 AUD
60 - 71	18	0.13%	137,478.27 AUD	0.03%	-	- AUD	18	137,478.27 AUD	12	91,286.31 AUD	6	46,191.96 AUD
> 71	5	0.03%	22,434.88 AUD	0.00%	-	- AUD	5	22,434.88 AUD	4	17,503.90 AUD	1	4,930.98 AUD
<b>Total</b>	<b>14,291</b>	<b>100.00%</b>	<b>509,466,787.17 AUD</b>	<b>100.00%</b>	<b>4,019</b>	<b>220,613,040.50 AUD</b>	<b>10,272</b>	<b>288,853,746.67 AUD</b>	<b>10,106</b>	<b>398,052,302.74 AUD</b>	<b>4,185</b>	<b>111,414,484.43 AUD</b>

Statistics Seasoning	
Minimum Seasoning in months	3
Maximum Seasoning in months	82
Weighted Average Seasoning Term in months (by ODRB)	14.15

Pool Data VI

Product Type

Total Portfolio					Balloon				Vehicle Status			
Product Type	Number of Contracts	Percentage of Contracts	Outstanding Discounted Receivables Balance	Percentage of Balance	Balloon		No Balloon		New		Used	
					Number of Contracts	Outstanding Discounted Receivables Balance	Number of Contracts	Outstanding Discounted Receivables Balance	Number of Contracts	Outstanding Discounted Receivables Balance	Number of Contracts	Outstanding Discounted Receivables Balance
Chattel Mortgage	8,880	62.14%	355,968,049.15 AUD	69.87%	3,140	180,602,014.56 AUD	5,740	175,366,034.59 AUD	6,541	286,233,632.33 AUD	2,339	69,734,416.82 AUD
Consumer Loan	5,411	37.86%	153,498,738.02 AUD	30.13%	879	40,011,025.94 AUD	4,532	113,487,712.08 AUD	3,565	111,818,670.41 AUD	1,846	41,680,067.61 AUD
<b>Total</b>	<b>14,291</b>	<b>100.00%</b>	<b>509,466,787.17 AUD</b>	<b>100.00%</b>	<b>4,019</b>	<b>220,613,040.50 AUD</b>	<b>10,272</b>	<b>288,853,746.67 AUD</b>	<b>10,106</b>	<b>398,052,302.74 AUD</b>	<b>4,185</b>	<b>111,414,484.43 AUD</b>

Vehicle Status

Total Portfolio					Product Type			
Type of Car	Number of Contracts	Percentage of Contracts	Outstanding Discounted Receivables Balance	Percentage of Balance	Chattel Mortgage		Consumer Loan	
					Number of Contracts	Outstanding Discounted Receivables Balance	Number of Contracts	Outstanding Discounted Receivables Balance
New Vehicles	10,106	70.72%	398,052,302.74 AUD	78.13%	6,541	286,233,632.33 AUD	3,565	111,818,670.41 AUD
Used Vehicles	4,185	29.28%	111,414,484.43 AUD	21.87%	2,339	69,734,416.82 AUD	1,846	41,680,067.61 AUD
<b>Total</b>	<b>14,291</b>	<b>100.00%</b>	<b>509,466,787.17 AUD</b>	<b>100.00%</b>	<b>8,880</b>	<b>355,968,049.15 AUD</b>	<b>5,411</b>	<b>153,498,738.02 AUD</b>

Balloon

Total Portfolio				
Balloon	Number of Contracts	Percentage of Contracts	Outstanding Discounted Receivables Balance	Percentage of Balance
Balloon	4,019	28.12%	220,613,040.50 AUD	43.30%
No Balloon	10,272	71.88%	288,853,746.67 AUD	56.70%
<b>Total</b>	<b>14,291</b>	<b>100.00%</b>	<b>509,466,787.17 AUD</b>	<b>100.00%</b>

Pool Data VII

Distribution by Vehicle Brand and Models

Total Portfolio						Product Type			
Make	Model	Number of Contracts	Percentage of Contracts	Outstanding Discounted Receivables Balance	Percentage of Balance	Chattel Mortgage		Consumer Loan	
						Number of Contracts	Outstanding Discounted Receivables Balance	Number of Contracts	Outstanding Discounted Receivables Balance
<b>Volkswagen Group Vehicles</b>									
AUDI	A1	54	0.38%	1,243,173.99 AUD	0.24%	26	605,794.84 AUD	28	637,379.15 AUD
	A3	302	2.11%	10,860,479.63 AUD	2.13%	138	5,510,329.97 AUD	164	5,350,149.66 AUD
	A4	140	0.98%	5,252,928.43 AUD	1.03%	78	3,487,007.42 AUD	62	1,765,921.01 AUD
	A5	89	0.62%	4,239,900.66 AUD	0.83%	62	3,003,334.91 AUD	27	1,236,565.75 AUD
	A6	33	0.23%	1,808,780.23 AUD	0.36%	23	1,421,422.49 AUD	10	387,357.74 AUD
	A7	15	0.10%	1,189,543.21 AUD	0.23%	12	1,066,961.85 AUD	3	122,581.36 AUD
	A8	4	0.03%	200,736.28 AUD	0.04%	3	164,988.18 AUD	1	35,748.10 AUD
	E-TRON	10	0.07%	1,050,241.37 AUD	0.21%	9	987,629.85 AUD	1	62,611.52 AUD
	Q2	107	0.75%	3,232,908.47 AUD	0.63%	42	1,333,744.57 AUD	65	1,899,163.90 AUD
	Q3	295	2.06%	11,187,408.64 AUD	2.20%	154	6,199,052.71 AUD	141	4,988,355.93 AUD
	Q5	324	2.27%	14,948,556.24 AUD	2.93%	214	10,020,304.45 AUD	110	4,928,251.79 AUD
	Q7	252	1.76%	16,610,406.21 AUD	3.26%	195	13,182,922.85 AUD	57	3,427,483.36 AUD
	Q8	22	0.15%	2,171,741.74 AUD	0.43%	20	2,050,372.23 AUD	2	121,369.51 AUD
	R8	8	0.06%	1,102,601.41 AUD	0.22%	7	956,880.59 AUD	1	145,720.82 AUD
	TT	12	0.08%	471,523.13 AUD	0.09%	8	391,908.58 AUD	4	79,614.55 AUD
	<b>SubTotal</b>	<b>1,667</b>	<b>11.66%</b>	<b>75,570,929.64 AUD</b>	<b>14.83%</b>	<b>991</b>	<b>50,382,655.49 AUD</b>	<b>676</b>	<b>25,188,274.15 AUD</b>
BENTLEY	BENTAYGA	4	0.03%	820,546.13 AUD	0.16%	4	820,546.13 AUD	-	- AUD
	CONTINENTAL	5	0.03%	723,620.45 AUD	0.14%	4	638,446.82 AUD	1	85,173.63 AUD
	<b>SubTotal</b>	<b>9</b>	<b>0.06%</b>	<b>1,544,166.58 AUD</b>	<b>0.30%</b>	<b>8</b>	<b>1,458,992.95 AUD</b>	<b>1</b>	<b>85,173.63 AUD</b>
LAMBORGHINI	AVENTADOR	1	0.01%	364,572.80 AUD	0.07%	1	364,572.80 AUD	-	- AUD
	HURACAN	3	0.02%	966,591.65 AUD	0.19%	3	966,591.65 AUD	-	- AUD
	URUS	2	0.01%	630,681.04 AUD	0.12%	1	333,878.64 AUD	1	296,802.40 AUD
	<b>SubTotal</b>	<b>6</b>	<b>0.04%</b>	<b>1,961,845.49 AUD</b>	<b>0.39%</b>	<b>5</b>	<b>1,665,043.09 AUD</b>	<b>1</b>	<b>296,802.40 AUD</b>
PORSCHE	BOXSTER	11	0.08%	1,174,202.31 AUD	0.23%	10	1,143,642.86 AUD	1	30,559.45 AUD
	CARRERA / 911	28	0.20%	5,818,260.14 AUD	1.14%	25	5,471,723.91 AUD	3	346,536.23 AUD
	CAYENNE	82	0.57%	7,856,706.80 AUD	1.54%	74	7,389,559.42 AUD	8	467,147.38 AUD
	CAYMAN	1	0.01%	93,450.63 AUD	0.02%	-	- AUD	1	93,450.63 AUD
	MACAN	117	0.82%	9,153,850.60 AUD	1.80%	108	8,444,612.32 AUD	9	709,238.28 AUD
	PANAMERA	1	0.01%	358,588.90 AUD	0.07%	1	358,588.90 AUD	-	- AUD
	TAYCAN	13	0.09%	2,360,809.74 AUD	0.46%	13	2,360,809.74 AUD	-	- AUD
	<b>SubTotal</b>	<b>253</b>	<b>1.77%</b>	<b>26,815,869.12 AUD</b>	<b>5.26%</b>	<b>231</b>	<b>25,168,937.15 AUD</b>	<b>22</b>	<b>1,646,931.97 AUD</b>
SKODA	FABIA	45	0.31%	733,662.39 AUD	0.14%	13	264,946.23 AUD	32	468,716.16 AUD
	KAROQ	58	0.41%	1,543,494.83 AUD	0.30%	21	556,235.17 AUD	37	987,259.66 AUD
	KODIAQ	108	0.76%	3,865,502.31 AUD	0.76%	41	1,592,102.06 AUD	67	2,273,400.25 AUD
	KAMIQ	70	0.49%	1,627,116.16 AUD	0.32%	18	388,732.97 AUD	52	1,238,383.19 AUD
	SCALA	41	0.29%	966,967.10 AUD	0.19%	12	296,558.98 AUD	29	670,408.12 AUD
	OCTAVIA	114	0.80%	2,755,859.57 AUD	0.54%	25	591,037.06 AUD	89	2,164,822.51 AUD
	RAPID	1	0.01%	9,314.20 AUD	0.00%	-	- AUD	1	9,314.20 AUD
	SUPERB	26	0.18%	857,919.86 AUD	0.17%	12	463,160.62 AUD	14	394,759.24 AUD
	<b>SubTotal</b>	<b>463</b>	<b>3.24%</b>	<b>12,359,836.42 AUD</b>	<b>2.43%</b>	<b>142</b>	<b>4,152,773.09 AUD</b>	<b>321</b>	<b>8,207,063.33 AUD</b>
VOLKSWAGEN	AMAROK	838	5.86%	30,213,186.62 AUD	5.93%	641	23,637,096.80 AUD	197	6,576,089.82 AUD
	ARTEON	7	0.05%	262,328.26 AUD	0.05%	3	103,155.40 AUD	4	159,172.86 AUD
	CADDY	111	0.78%	2,395,440.18 AUD	0.47%	101	2,258,828.37 AUD	10	136,611.81 AUD
	CARAVELLE	4	0.03%	131,534.95 AUD	0.03%	3	95,535.56 AUD	1	35,999.39 AUD
	CRAFTER	149	1.04%	5,381,594.09 AUD	1.06%	146	5,246,960.20 AUD	3	134,633.89 AUD
	GOLF	477	3.34%	9,955,685.79 AUD	1.95%	174	4,047,918.36 AUD	303	5,907,767.43 AUD
	JETTA	14	0.10%	89,856.94 AUD	0.02%	2	14,888.92 AUD	12	74,968.02 AUD
	MULTIVAN	43	0.30%	1,820,073.38 AUD	0.36%	27	1,190,997.55 AUD	16	629,075.83 AUD
	NEW BEETLE	4	0.03%	53,176.61 AUD	0.01%	1	18,858.68 AUD	3	34,317.93 AUD
	PASSAT	50	0.35%	1,239,392.15 AUD	0.24%	21	417,246.67 AUD	29	822,145.48 AUD
	POLO	197	1.38%	3,043,302.85 AUD	0.60%	58	958,457.04 AUD	139	2,084,845.81 AUD
	SCIROCCO	4	0.03%	63,733.91 AUD	0.01%	1	8,423.98 AUD	3	55,309.93 AUD
	T-CROSS	172	1.20%	3,996,674.23 AUD	0.78%	50	1,195,473.95 AUD	122	2,801,200.28 AUD
	T-ROC	108	0.78%	3,255,469.72 AUD	0.64%	34	1,126,007.58 AUD	74	2,129,462.14 AUD
	TIGUAN	621	4.35%	18,994,471.03 AUD	3.73%	278	9,293,639.53 AUD	343	9,700,831.50 AUD
	TOUAREG	96	0.67%	5,465,369.77 AUD	1.07%	70	4,399,694.11 AUD	26	1,065,675.66 AUD



Pool Data VII

Distribution by Vehicle Brand and Models

Total Portfolio						Product Type			
Make	Model	Number of Contracts	Percentage of Contracts	Outstanding Discounted Receivables Balance	Percentage of Balance	Chattel Mortgage		Consumer Loan	
						Number of Contracts	Outstanding Discounted Receivables Balance	Number of Contracts	Outstanding Discounted Receivables Balance
	TRANSPORTER	141	0.99%	4,523,352.45 AUD	0.89%	125	3,870,160.70 AUD	16	653,191.75 AUD
	UP!	-	0.00%	- AUD	0.00%	-	- AUD	-	- AUD
	<b>SubTotal</b>	<b>3,036</b>	<b>21.24%</b>	<b>90,884,642.93 AUD</b>	<b>17.84%</b>	<b>1,735</b>	<b>57,883,343.40 AUD</b>	<b>1,301</b>	<b>33,001,299.53 AUD</b>
<b>Volkswagen Group Vehicles</b>	<b>SubTotal</b>	<b>5,434</b>	<b>38.02%</b>	<b>209,137,290.18 AUD</b>	<b>41.05%</b>	<b>3,112</b>	<b>140,711,745.17 AUD</b>	<b>2,322</b>	<b>68,425,545.01 AUD</b>

Pool Data VII

Distribution by Vehicle Brand and Models

Total Portfolio						Balloon				Vehicle Status			
Make	Model	Number of Contracts	Percentage of Contracts	Outstanding Discounted Receivables Balance	Percentage of Balance	Balloon		No Balloon		New		Used	
						Number of Contracts	Outstanding Discounted Receivables Balance	Number of Contracts	Outstanding Discounted Receivables Balance	Number of Contracts	Outstanding Discounted Receivables Balance	Number of Contracts	Outstanding Discounted Receivables Balance
	TRANSPORTER	141	0.99%	4,523,352.45 AUD	0.89%	46	1,940,250.72 AUD	95	2,583,101.73 AUD	113	4,095,813.00 AUD	28	427,539.45 AUD
	UP!	-	0.00%	- AUD	0.00%	-	- AUD	-	- AUD	-	- AUD	-	- AUD
	<b>SubTotal</b>	<b>3,036</b>	<b>21.24%</b>	<b>90,884,642.93 AUD</b>	<b>17.84%</b>	<b>858</b>	<b>34,765,422.11 AUD</b>	<b>2,178</b>	<b>56,119,220.82 AUD</b>	<b>2,439</b>	<b>79,102,544.50 AUD</b>	<b>597</b>	<b>11,782,098.43 AUD</b>
Volkswagen Group Vehicles	<b>SubTotal</b>	<b>5,434</b>	<b>38.02%</b>	<b>209,137,290.18 AUD</b>	<b>41.05%</b>	<b>1,858</b>	<b>105,936,706.70 AUD</b>	<b>3,576</b>	<b>103,200,583.48 AUD</b>	<b>4,119</b>	<b>176,437,269.99 AUD</b>	<b>1,215</b>	<b>32,700,020.19 AUD</b>



Pool Data VII

Distribution by Vehicle Brand and Models

Total Portfolio						Product Type			
Make	Model	Number of Contracts	Percentage of Contracts	Outstanding Discounted Receivables Balance	Percentage of Balance	Chattel Mortgage		Consumer Loan	
						Number of Contracts	Outstanding Discounted Receivables Balance	Number of Contracts	Outstanding Discounted Receivables Balance
<b>Other Vehicles</b>									
ABARTH		16	0.11%	416,868.11 AUD	0.08%	10	265,996.62 AUD	6	150,871.49 AUD
ALFA ROMEO		32	0.22%	1,337,516.99 AUD	0.26%	16	643,740.00 AUD	16	693,776.99 AUD
ASTON MARTIN		6	0.04%	1,050,646.62 AUD	0.21%	6	1,050,646.62 AUD	-	- AUD
BMW		156	1.09%	7,374,036.83 AUD	1.45%	120	6,251,190.92 AUD	36	1,122,845.91 AUD
CHEVROLET		28	0.20%	2,207,671.70 AUD	0.43%	25	1,986,527.51 AUD	3	221,144.19 AUD
CHRYSLER		7	0.05%	193,740.26 AUD	0.04%	3	120,499.93 AUD	4	73,240.33 AUD
CITROEN		6	0.04%	76,001.83 AUD	0.01%	5	70,406.48 AUD	1	5,595.35 AUD
DODGE		2	0.01%	19,383.46 AUD	0.00%	1	6,297.06 AUD	1	13,086.40 AUD
FERRARI		2	0.01%	327,537.14 AUD	0.06%	1	135,937.42 AUD	1	191,599.72 AUD
FIAT		18	0.13%	387,842.25 AUD	0.08%	12	297,669.02 AUD	6	90,173.23 AUD
FORD		970	6.79%	36,498,908.85 AUD	7.16%	747	29,197,927.53 AUD	223	7,300,981.32 AUD
GENESIS		3	0.02%	214,309.41 AUD	0.04%	3	214,309.41 AUD	-	- AUD
GM		1	0.01%	74,823.65 AUD	0.01%	1	74,823.65 AUD	-	- AUD
GREAT WALL		18	0.13%	321,135.27 AUD	0.06%	12	219,135.26 AUD	6	102,000.01 AUD
GWM		62	0.43%	1,819,297.43 AUD	0.36%	46	1,276,274.35 AUD	16	543,023.08 AUD
HAVAL		64	0.45%	1,583,135.52 AUD	0.31%	34	809,695.80 AUD	30	773,439.72 AUD
HINO		1	0.01%	45,504.36 AUD	0.01%	1	45,504.36 AUD	-	- AUD
HOLDEN		324	2.27%	7,159,533.38 AUD	1.41%	169	3,912,822.60 AUD	155	3,246,710.78 AUD
HONDA		259	1.81%	5,921,114.46 AUD	1.16%	139	3,405,032.03 AUD	120	2,516,082.43 AUD
HYUNDAI		691	4.84%	16,416,474.81 AUD	3.22%	352	8,966,683.07 AUD	339	7,449,791.74 AUD
INFINITI		2	0.01%	36,775.49 AUD	0.01%	2	36,775.49 AUD	-	- AUD
ISUZU		296	2.07%	10,509,119.77 AUD	2.06%	204	7,180,500.22 AUD	92	3,328,619.55 AUD
JAGUAR		101	0.71%	5,148,735.28 AUD	1.01%	71	3,899,318.97 AUD	30	1,249,416.31 AUD
JEEP		154	1.08%	5,692,562.63 AUD	1.12%	101	4,072,715.25 AUD	53	1,619,847.38 AUD
KIA		418	2.92%	10,474,982.14 AUD	2.06%	244	6,798,947.41 AUD	174	3,676,034.73 AUD
LAND ROVER		620	4.34%	43,148,346.39 AUD	8.47%	467	34,568,092.37 AUD	153	8,580,254.02 AUD
LDV		260	1.82%	6,981,936.19 AUD	1.37%	226	6,039,441.45 AUD	34	942,494.74 AUD
LEXUS		11	0.08%	440,129.70 AUD	0.09%	11	440,129.70 AUD	-	- AUD
MAHINDRA		3	0.02%	46,370.31 AUD	0.01%	2	42,109.35 AUD	1	4,260.96 AUD
MASERATI		31	0.22%	3,252,893.04 AUD	0.64%	29	3,108,446.64 AUD	2	144,446.40 AUD
MAZDA		606	4.24%	16,293,965.28 AUD	3.20%	378	11,118,797.37 AUD	228	5,175,167.91 AUD
MERCEDES-BENZ		349	2.44%	17,529,482.29 AUD	3.44%	281	14,942,760.26 AUD	68	2,586,722.03 AUD
MG		226	1.58%	4,416,528.98 AUD	0.87%	89	1,621,710.28 AUD	137	2,794,818.70 AUD
MINI		15	0.10%	453,268.07 AUD	0.09%	11	354,002.73 AUD	4	99,265.34 AUD
MITSUBISHI		876	6.13%	22,848,303.21 AUD	4.48%	480	12,813,403.00 AUD	396	10,034,900.21 AUD
NISSAN		404	2.83%	12,047,377.98 AUD	2.36%	266	8,550,168.12 AUD	138	3,497,209.86 AUD
OPEL		1	0.01%	11,828.52 AUD	0.00%	-	- AUD	1	11,828.52 AUD
PEUGEOT		68	0.48%	1,987,820.88 AUD	0.39%	52	1,480,900.05 AUD	16	506,920.83 AUD
RAM		2	0.01%	111,478.14 AUD	0.02%	2	111,478.14 AUD	-	- AUD
RENAULT		169	1.18%	5,109,687.05 AUD	1.00%	142	4,515,364.48 AUD	27	594,322.57 AUD
ROLLS-ROYCE		2	0.01%	375,387.45 AUD	0.07%	2	375,387.45 AUD	-	- AUD
SSANGYONG		31	0.22%	957,817.03 AUD	0.19%	23	684,144.31 AUD	8	273,672.72 AUD
SUBARU		432	3.02%	11,180,253.50 AUD	2.19%	229	6,178,590.41 AUD	203	5,001,663.09 AUD
SUZUKI		158	1.11%	2,876,170.12 AUD	0.56%	56	1,036,178.51 AUD	102	1,839,991.61 AUD
TESLA		18	0.13%	1,057,989.79 AUD	0.21%	18	1,057,989.79 AUD	-	- AUD
TOYOTA		755	5.28%	24,953,466.94 AUD	4.90%	558	19,160,771.16 AUD	197	5,792,695.78 AUD
VOLVO		183	1.28%	8,941,338.49 AUD	1.76%	121	6,117,061.43 AUD	62	2,824,277.06 AUD
<b>Other Vehicles</b>	<b>SubTotal</b>	<b>8,857</b>	<b>61.98%</b>	<b>300,329,436.99 AUD</b>	<b>58.95%</b>	<b>5,768</b>	<b>215,256,303.98 AUD</b>	<b>3,089</b>	<b>85,073,193.01 AUD</b>
<b>Total</b>		<b>14,291</b>	<b>100.00%</b>	<b>509,466,787.17 AUD</b>	<b>100.00%</b>	<b>8,880</b>	<b>355,968,049.15 AUD</b>	<b>5,411</b>	<b>153,498,738.02 AUD</b>



**Pool Data VIII**

**Region**

Region	Total Portfolio				Product Type			
	Number of Contracts	Percentage of Contracts	Outstanding Discounted Receivables Balance	Percentage of Balance	Chattel Mortgage		Consumer Loan	
					Number of Contracts	Outstanding Discounted Receivables Balance	Number of Contracts	Outstanding Discounted Receivables Balance
Australian Capital Territory	427	2.99%	13,733,360.36 AUD	2.70%	167	6,797,970.47 AUD	260	6,935,389.89 AUD
New South Wales	5,123	35.85%	191,262,521.95 AUD	37.54%	3,334	138,920,094.30 AUD	1,789	52,342,427.65 AUD
Northern Territory	110	0.77%	2,787,051.85 AUD	0.55%	41	1,197,259.02 AUD	69	1,589,792.83 AUD
Queensland	3,053	21.36%	106,305,866.55 AUD	20.87%	2,039	77,013,815.80 AUD	1,014	29,292,050.75 AUD
South Australia	598	4.18%	22,963,272.28 AUD	4.51%	410	17,107,812.92 AUD	188	5,855,459.36 AUD
Tasmania	512	3.58%	14,440,064.78 AUD	2.83%	212	7,105,957.30 AUD	300	7,334,107.48 AUD
Victoria	2,821	19.74%	103,812,265.10 AUD	20.38%	1,726	73,645,218.85 AUD	1,095	30,167,046.25 AUD
Western Australia	1,647	11.52%	54,162,384.30 AUD	10.63%	951	34,179,920.49 AUD	696	19,982,463.81 AUD
<b>Total</b>	<b>14,291</b>	<b>100.00%</b>	<b>509,466,787.17 AUD</b>	<b>100.00%</b>	<b>8,880</b>	<b>355,968,049.15 AUD</b>	<b>5,411</b>	<b>153,498,738.02 AUD</b>

Pool Data VIII

Region

Total Portfolio					Balloon				Vehicle Status			
Region	Number of Contracts	Percentage of Contracts	Outstanding Discounted Receivables Balance	Percentage of Balance	Balloon		No Balloon		New		Used	
					Number of Contracts	Outstanding Discounted Receivables Balance	Number of Contracts	Outstanding Discounted Receivables Balance	Number of Contracts	Outstanding Discounted Receivables Balance	Number of Contracts	Outstanding Discounted Receivables Balance
Australian Capital Territory	427	2.99%	13,733,360.36 AUD	2.70%	90	4,750,066.43 AUD	337	8,983,293.93 AUD	269	10,166,316.15 AUD	158	3,567,044.21 AUD
New South Wales	5,123	35.85%	191,262,521.95 AUD	37.54%	1,520	88,280,476.10 AUD	3,603	102,982,045.85 AUD	3,732	152,266,659.04 AUD	1,391	38,995,862.91 AUD
Northern Territory	110	0.77%	2,787,051.85 AUD	0.55%	4	168,752.95 AUD	106	2,618,298.90 AUD	89	2,310,208.31 AUD	21	476,843.54 AUD
Queensland	3,053	21.36%	106,305,866.55 AUD	20.87%	867	45,061,948.40 AUD	2,186	61,243,918.15 AUD	2,320	87,834,150.16 AUD	733	18,471,716.39 AUD
South Australia	598	4.18%	22,963,272.28 AUD	4.51%	220	12,190,042.53 AUD	378	10,773,229.75 AUD	449	18,878,612.60 AUD	149	4,084,659.68 AUD
Tasmania	512	3.58%	14,440,064.78 AUD	2.83%	84	3,460,312.17 AUD	428	10,979,752.61 AUD	269	8,341,485.64 AUD	243	6,098,579.14 AUD
Victoria	2,821	19.74%	103,812,265.10 AUD	20.38%	1,000	53,492,313.07 AUD	1,821	50,319,952.03 AUD	2,133	86,175,748.65 AUD	688	17,636,516.45 AUD
Western Australia	1,647	11.52%	54,162,384.30 AUD	10.63%	234	13,209,128.85 AUD	1,413	40,953,255.45 AUD	845	32,079,122.19 AUD	802	22,083,262.11 AUD
<b>Total</b>	<b>14,291</b>	<b>100.00%</b>	<b>509,466,787.17 AUD</b>	<b>100.00%</b>	<b>4,019</b>	<b>220,613,040.50 AUD</b>	<b>10,272</b>	<b>288,853,746.67 AUD</b>	<b>10,106</b>	<b>398,052,302.74 AUD</b>	<b>4,185</b>	<b>111,414,484.43 AUD</b>

Pool Data IX

Current COVID-19 Extensions

Total Portfolio					Product Type			
Current COVID-19 Extensions	Number of Contracts	Percentage of Contracts	Outstanding Discounted Receivables Balance	Percentage of Balance	Chattel Mortgage		Consumer Loan	
					Number of Contracts	Outstanding Discounted Receivables Balance	Number of Contracts	Outstanding Discounted Receivables Balance
Current COVID-19 Extension	22	0.15%	780,061.49 AUD	0.15%	18	682,830.04 AUD	4	97,231.45 AUD
No Current Extension	14,269	99.85%	508,686,725.68 AUD	99.85%	8,862	355,285,219.11 AUD	5,407	153,401,506.57 AUD
<b>Total</b>	<b>14,291</b>	<b>100.00%</b>	<b>509,466,787.17 AUD</b>	<b>100.00%</b>	<b>8,880</b>	<b>355,968,049.15 AUD</b>	<b>5,411</b>	<b>153,498,738.02 AUD</b>

\* Representing contracts which are currently in a COVID-19 extension as at the Reporting Date

Pool Data IX

Current COVID-19 Extensions

Total Portfolio					Balloon				Vehicle Status			
Current COVID-19 Extensions	Number of Contracts	Percentage of Contracts	Outstanding Discounted Receivables Balance	Percentage of Balance	Balloon		No Balloon		New		Used	
					Number of Contracts	Outstanding Discounted Receivables Balance	Number of Contracts	Outstanding Discounted Receivables Balance	Number of Contracts	Outstanding Discounted Receivables Balance	Number of Contracts	Outstanding Discounted Receivables Balance
Current COVID-19 Extension	22	0.15%	780,061.49 AUD	0.15%	6	302,428.00 AUD	16	477,633.49 AUD	11	579,840.25 AUD	11	200,221.24 AUD
No Current Extension	14,269	99.85%	508,686,725.68 AUD	99.85%	4,013	220,310,612.50 AUD	10,256	288,376,113.18 AUD	10,095	397,472,462.49 AUD	4,174	111,214,263.19 AUD
<b>Total</b>	<b>14,291</b>	<b>100.00%</b>	<b>509,466,787.17 AUD</b>	<b>100.00%</b>	<b>4,019</b>	<b>220,613,040.50 AUD</b>	<b>10,272</b>	<b>288,853,746.67 AUD</b>	<b>10,106</b>	<b>398,052,302.74 AUD</b>	<b>4,185</b>	<b>111,414,484.43 AUD</b>

\* Representing contracts which are currently in a COVID-19 extension as at the Reporting Date

**Individual Hardship Extensions\***

Individual Extensions Approved For After Poolcut*	Number of Contracts	Percentage of Contracts	Outstanding Discounted Receivables Balance	Percentage of Balance
None	14,233	99.59%	507,101,576.22 AUD	99.54%
1	56	0.39%	2,330,379.55 AUD	0.46%
2	2	0.01%	34,831.40 AUD	0.01%
3	-	0.00%	0.00 AUD	0.00%
4	-	0.00%	0.00 AUD	0.00%
5	-	0.00%	0.00 AUD	0.00%
<b>Total</b>	<b>14,291</b>	<b>100.00%</b>	<b>509,466,787.17 AUD</b>	<b>100.00%</b>

\*Individual Hardship Extensions Approved For After Poolcut For Contracts Active At End of Reporting Period

**Engine Type**

Engine Type	Total Portfolio				Product Type			
	Number of Contracts	Percentage of Contracts	Outstanding Discounted Receivables Balance	Percentage of Balance	Chattel Mortgage		Consumer Loan	
					Number of Contracts	Outstanding Discounted Receivables Balance	Number of Contracts	Outstanding Discounted Receivables Balance
EA 189 (Unfixed)	3	0.02%	27,725.37 AUD	0.01%	2	24,429.99 AUD	1	3,295.38 AUD
Other	14,288	99.98%	509,439,061.80 AUD	99.99%	8,878	355,943,619.16 AUD	5,410	153,495,442.64 AUD
<b>Total</b>	<b>14,291</b>	<b>100.00%</b>	<b>509,466,787.17 AUD</b>	<b>100.00%</b>	<b>8,880</b>	<b>355,968,049.15 AUD</b>	<b>5,411</b>	<b>153,498,738.02 AUD</b>



**Engine Type**

Engine Type	Total Portfolio				Balloon				Vehicle Status			
	Number of Contracts	Percentage of Contracts	Outstanding Discounted Receivables Balance	Percentage of Balance	Balloon		No Balloon		New		Used	
					Number of Contracts	Outstanding Discounted Receivables Balance	Number of Contracts	Outstanding Discounted Receivables Balance	Number of Contracts	Outstanding Discounted Receivables Balance	Number of Contracts	Outstanding Discounted Receivables Balance
EA 189 (Unfixed)	3	0.02%	27,725.37 AUD	0.01%	-	- AUD	3	27,725.37 AUD	-	- AUD	3	27,725.37 AUD
Other	14,288	99.98%	509,439,061.80 AUD	99.99%	4,019	220,613,040.50 AUD	10,269	288,826,021.30 AUD	10,106	398,052,302.74 AUD	4,182	111,386,759.06 AUD
<b>Total</b>	<b>14,291</b>	<b>100.00%</b>	<b>509,466,787.17 AUD</b>	<b>100.00%</b>	<b>4,019</b>	<b>220,613,040.50 AUD</b>	<b>10,272</b>	<b>288,853,746.67 AUD</b>	<b>10,106</b>	<b>398,052,302.74 AUD</b>	<b>4,185</b>	<b>111,414,484.43 AUD</b>

**Contract Level Data**      **Net Salvage Recoveries By Contract By Month**

No.	Month / Year of Origination	Month / Year of Net Salvage	Outstanding Discounted Receivables Balance at Poolcut	ABS Gross Salvage Loss	ABS Net Salvage Loss	ABS Recoveries After Net Salvage	ABS Net Salvage Loss After Recoveries	Loss Percentage on Poolcut Balance	Geographical Location of Borrower	Vehicle Type (New/Used)	Vehicle Manufacturer	Product Type
<b>Total</b>	-		- AUD	- AUD	- AUD	- AUD	- AUD					

**Contract Level Data**      **Net Salvage Recoveries By Contract By Month**

No.	Month / Year of Origination	Month / Year of Net Salvage	Nov-21	Dec-21	Jan-22	Feb-22	Mar-22	Apr-22	May-22	Jun-22	Jul-22	Aug-22	Sep-22	Oct-22
			- AUD	- AUD	- AUD	- AUD	- AUD	- AUD	- AUD	- AUD	- AUD	- AUD	- AUD	- AUD
			- AUD	- AUD	- AUD	- AUD	- AUD	- AUD	- AUD	- AUD	- AUD	- AUD	- AUD	- AUD
			- AUD	- AUD	- AUD	- AUD	- AUD	- AUD	- AUD	- AUD	- AUD	- AUD	- AUD	- AUD
			- AUD	- AUD	- AUD	- AUD	- AUD	- AUD	- AUD	- AUD	- AUD	- AUD	- AUD	- AUD
<b>Total</b>			- AUD	- AUD	- AUD	- AUD	- AUD	- AUD	- AUD	- AUD	- AUD	- AUD	- AUD	- AUD

**Contract Level Data**      **Net Salvage Recoveries By Contract By Month**

No.	Month / Year of Origination	Month / Year of Net Salvage	Nov-22	Dec-22	Jan-23	Feb-23	Mar-23	Apr-23	May-23	Jun-23	Jul-23	Aug-23	Sep-23	Oct-23
			- AUD	- AUD	- AUD	- AUD	- AUD	- AUD	- AUD	- AUD	- AUD	- AUD	- AUD	- AUD
			- AUD	- AUD	- AUD	- AUD	- AUD	- AUD	- AUD	- AUD	- AUD	- AUD	- AUD	- AUD
			- AUD	- AUD	- AUD	- AUD	- AUD	- AUD	- AUD	- AUD	- AUD	- AUD	- AUD	- AUD
			- AUD	- AUD	- AUD	- AUD	- AUD	- AUD	- AUD	- AUD	- AUD	- AUD	- AUD	- AUD
<b>Total</b>			- AUD	- AUD	- AUD	- AUD	- AUD	- AUD	- AUD	- AUD	- AUD	- AUD	- AUD	- AUD

Contract Level Data

Net Salvage Recoveries By Contract By Month

#REF!

No.	Month / Year of Origination	Month / Year of Net Salvage	Nov-23	Dec-23	Jan-24	Feb-24	Mar-24	Apr-24	May-24	Jun-24	Jul-24	Aug-24	Sep-24	Oct-24
			- AUD	- AUD	- AUD	- AUD	- AUD	- AUD	- AUD	- AUD	- AUD	- AUD	- AUD	- AUD
			- AUD	- AUD	- AUD	- AUD	- AUD	- AUD	- AUD	- AUD	- AUD	- AUD	- AUD	- AUD
			- AUD	- AUD	- AUD	- AUD	- AUD	- AUD	- AUD	- AUD	- AUD	- AUD	- AUD	- AUD
			- AUD	- AUD	- AUD	- AUD	- AUD	- AUD	- AUD	- AUD	- AUD	- AUD	- AUD	- AUD
<b>Total</b>			- AUD	- AUD	- AUD	- AUD	- AUD	- AUD	- AUD	- AUD	- AUD	- AUD	- AUD	- AUD

**Contract Level Data**      **Net Salvage Recoveries By Contract By Month**

No.	Month / Year of Origination	Month / Year of Net Salvage	Nov-24	Dec-24	Jan-25	Feb-25	Mar-25	Apr-25	May-25	Jun-25	Jul-25	Aug-25
			- AUD	- AUD	- AUD	- AUD	- AUD	- AUD	- AUD	- AUD	- AUD	- AUD
			- AUD	- AUD	- AUD	- AUD	- AUD	- AUD	- AUD	- AUD	- AUD	- AUD
			- AUD	- AUD	- AUD	- AUD	- AUD	- AUD	- AUD	- AUD	- AUD	- AUD
			- AUD	- AUD	- AUD	- AUD	- AUD	- AUD	- AUD	- AUD	- AUD	- AUD
<b>Total</b>			- AUD	- AUD	- AUD	- AUD	- AUD	- AUD	- AUD	- AUD	- AUD	- AUD