

Absolute Equity Performance Fund Limited Monthly NTA and Performance Update

As at 31 May 2022

NTA Per Share and Share Price

NTA before tax	\$0.953
NTA after tax	\$1.001
Share price	\$0.86

\$ currency notation refers to Australian Dollars.

Manager Performance Commentary

In a flat month for the Portfolio, the split of positive and negative pairs was 50/50, with a typical modest skew of return to top and bottom three pairs.

There was little company news for our top "pair" - MIN/BHP, FMG. However, offshore lithium leaders were strong which contributed to a positive month for MIN. Both stocks in our second-best pair, JHX/CSR, fell during the month as market sentiment regarding prospects for the building industry in all regions continues to deteriorate, as a consequence of rising interest rates, inflating building costs and falling affordability. CSR reported FY22 results which missed slightly. Our third-best pair, QAN/FLT, featured an upgrade from QAN with its strong Q3 trading update.

Our bottom pair was PXA/DXS with little news for either, however prospects for slower property activity could crimp PXA volumes in Australia. Our second most negative pair GMG/SGP was driven by GMG which was weak following comments from Amazon that, following a period of very significant growth, they have more than enough warehouse capacity. MQG/BEN was our third bottom pair with MQG reporting a very strong FY22 result; ahead of guidance, up 50% on last year and 5% ahead of forecasts. The market is worrying whether this is peak earnings for MQG, again.

Market Observations

It was another subdued month for the US and Australian equity markets which fell -2% and -3% respectively. During the month the Fed lifted interest rates by 50bp and the RBA by 25bp. More importantly they signalled a more aggressive rate hike path going forward. This central bank policy shift is clearly weighing on equities market sentiment. Both central banks have also started withdrawing the extraordinary monetary support provided during the pandemic. With interest rate expectations rising, fiscal stimulus unwinding and financial conditions tightening, investors are left to ponder the risks to the downside. As can be seen in the chart below, the US S&P500 is still +28% above its pre covid level. The Australian market is +8% above its pre covid level.

NTA* Performance

1 month	-0.19%
3 months	-1.86%
12 months	-12.03%
Since inception (annualised)	1.48%

*Before tax. These calculations are unaudited and intended to illustrate the performance of the investment portfolio minus corporate expenses. They are calculated including dividends. 'Since inception (annualised)' is annualised NTA performance since listing at \$1.065 after listing related expenses.

Company Details

ASX code	AEG
Listing date	16 December 2015
Dividend yield [†]	6.05%
Grossed up dividend yield [†]	8.64%
Shares on issue	90,264,949
NTA*	\$86,002,518

* Before tax. [†]Last two semi-annual dividends paid, divided by the share price stated above. This yield was fully franked at a rate of 30%.

Most Profitable Pairs for the Month

Long	Mineral Resources (MIN)	Short	BHP (BHP) / Fortescue Metals (FMG)
Long	James Hardie (JHX)	Short	CSR (CSR)
Long	Qantas Airways (QAN)	Short	Flight Centre (FLT)

Least Profitable Pairs for the Month

Long	Pexa (PXA)	Short	Dexus (DXS)
Long	Goodman (GMG)	Short	Stockland (SGP)
Long	Macquarie (MQG)	Short	Bendigo Bank (BEN)

Portfolio Snapshot

Long exposure	Month End	50.7%
Short exposure	Month End	-49.3%
Net market exposure	Month End	1.4%
Gross market exposure*	Month End	\$345,056,456
Leverage factor (x NTA)	Month End	4.0
Average leverage factor (x NTA)	Since Inception	4.5

* Sum of long and short positions in the Portfolio

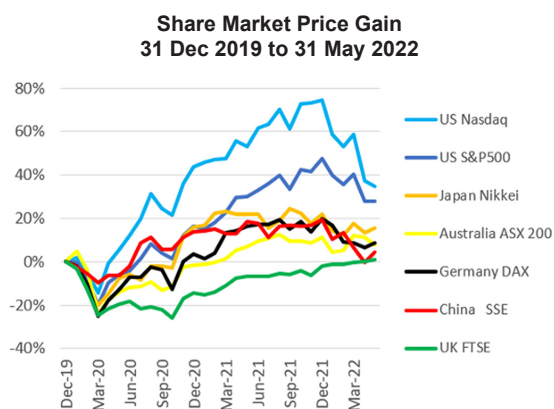
Contact Details

Company	Absolute Equity Performance Fund Limited (ACN 608 552 496)
Address	Level 12, Grosvenor Place, 225 George St, Sydney, NSW 2000
Phone Number	02 8016 2819
Email	info@aepfund.com.au
Website	www.aepfund.com.au

Absolute Equity Performance Fund Limited

Monthly NTA and Performance Update

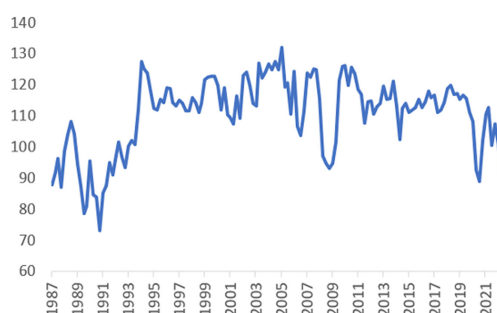
As at 31 May 2022



Source: Bloomberg

In Australia there was pressure on the consumer, tech, and real estate sectors. The sell-off in consumer stocks was consistent with weakness in consumer confidence, which has retreated to levels as low as those during historical periods of either economic stress or shock events. The decline in consumer confidence contrasts with still elevated levels of household savings, suggestive there is an ability but not an equivalent willingness to spend. Presumably brewing cost of living pressures are playing a role – for example, without relief in current wholesale electricity prices, household power bills in NSW are set to rise very materially over the coming 12m (30% on our estimates).

ANZ-Roy Morgan Consumer Confidence Index



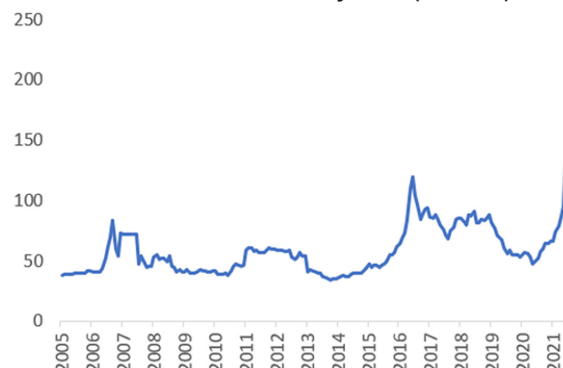
Source: Bloomberg

Australia Household Savings (A\$bn per quarter)



Source: ABS

NSW Wholesale Electricity Price (A\$/MWh)

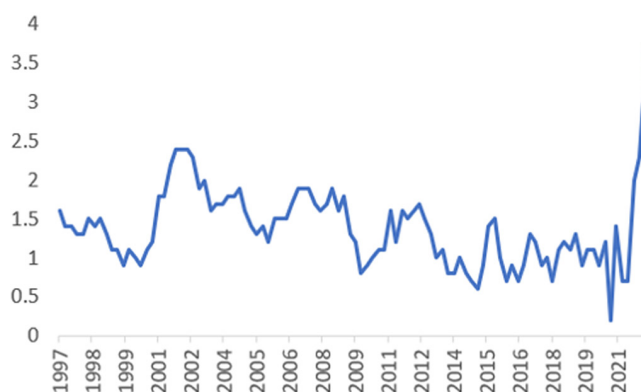


Source: Bloomberg.

The outlook for equities remains challenged. Central banks are now underway with balance sheet reduction programs that involve withdrawing liquidity from financial markets. Much as central banks control the process, the risk of policy error is high and was acknowledged in a recent speech by ECB board member, Fabio Panetta, who said: "...although we have plenty of experience of how asset purchases and policy rates can reinforce each other as part of an easing strategy, we have no experience of the reverse scenario in the euro area."

The other challenge facing authorities is tackling that part of inflation coming from negative supply side shocks (e.g. energy, trade sanctions) given monetary policy does little to influence these factors (if anything, tightening financial conditions makes it harder for businesses to invest in new supply to help lower prices). Even though high inflation is already acting as a tax on households and businesses, central banks must carry on and tighten financial conditions, otherwise they risk short-term inflationary pressures finding their way into longer-term inflationary expectations.

**Euro Zone Core Inflation
(% change on pcp)**



Source: Bloomberg

Absolute Equity Performance Fund Limited

Monthly NTA and Performance Update

As at 31 May 2022

Investment Objective

The Absolute Equity Performance Fund Limited aims to generate positive returns regardless of the overall equity market performance, through employing a 'market neutral' equity strategy.

Investment Manager

Bennelong Long Short Equity Management Pty Ltd.

Investment Team

Sam Shepherd	Portfolio Manager
Sam Taylor	Head of Research
Steven Lambeth	Senior Analyst
Justin Hay	Senior Analyst
Daniel Sanelli	Analyst

Company Overview

The Company's portfolio of investments is managed by Bennelong Long Short Equity Management Pty Ltd, using the same market neutral investment strategy behind the award winning Bennelong Long Short Equity Fund.

Company Secretary

Lisa Dadswell

Directors

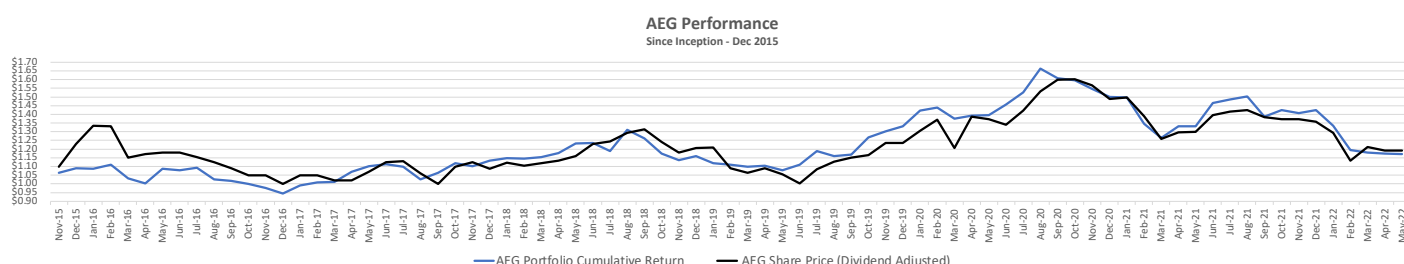
Marc Fisher (Chair)

Will Harrison

Daniel Liptak

	Jan	Feb	Mar	Apr	May	Jun	Jul	Aug	Sep	Oct	Nov	Dec	YTD
2022	-6.23%	-10.55%	-1.23%	-0.45%	-0.19%								-17.68%
2021	-0.22%	-10.12%	-6.13%	5.33%	0.13%	10.08%	1.30%	1.09%	-7.70%	2.78%	-1.31%	1.25%	-5.12%
2020	6.68%	1.23%	-4.44%	1.21%	0.34%	4.31%	4.80%	8.83%	-3.32%	-0.67%	-3.05%	-3.01%	12.60%
2019	-3.51%	-0.84%	-0.90%	0.52%	-2.53%	3.04%	6.99%	-2.29%	0.56%	8.50%	2.88%	2.31%	14.94%
2018	1.27%	-0.15%	0.76%	1.98%	4.75%	0.08%	-3.67	10.22%	-3.87%	-6.90%	-3.16%	2.05%	2.29%
2017	4.91%	2.06%	0.17%	5.83%	2.80%	1.15%	-1.28%	-6.62%	3.61%	5.26%	-1.58%	2.93%	20.19%
2016	-0.23%	2.28%	-7.20%	-2.89%	8.53%	-0.92%	1.38%	-5.90%	-1.06%	-1.73%	-2.32%	-3.31%	-13.39%
2015	-	-	-	-	-	-	-	-	-	-	-	2.25%	2.25%

*Before tax. These calculations are unaudited and intended to illustrate the performance of the investment portfolio minus corporate expenses. They are calculated on a pre-dividend NTA basis.



*These calculations are unaudited. 'AEG Portfolio Cumulative Return' is intended to illustrate the performance of the investment portfolio net of corporate expenses and manager fees, and including the hypothetical reinvestment of dividends.



Important Disclaimer

This monthly report has been prepared by Absolute Equity Performance Fund Limited with commentary provided by the Investment Manager, Bennelong Long Short Equity Management Pty Ltd (ABN 63 118 724 173). This document has been prepared for the purpose of providing general information only. It is not an offer or invitation for subscription or purchase, or a recommendation of any financial product and is not intended to be relied upon by investors in making an investment decision. This report does not take into account individual investors' investment objectives, particular needs or financial situation. While every effort has been made to ensure the information in this report is accurate, its accuracy, reliability or completeness is not guaranteed. Past performance is not a reliable indicator of future performance.

