



# JUNE 2022 QUARTERLY UPDATE AND OUTLOOK

28 July 2022

---

ASX Code: AMI



# FORWARD LOOKING STATEMENTS

This presentation has been prepared by Aurelia Metals Limited (“AMI” or the “Company”). It should not be considered as an offer or invitation to subscribe for or purchase any securities in the Company or as an inducement to make an offer or invitation with respect to those securities. No agreement to subscribe for securities in the Company will be entered into on the basis of this presentation.

This presentation contains forward-looking statements that are not based on historical fact, including those identified by the use of forward-looking terminology containing such words as “believes”, “may”, “will”, “estimates”, “continue”, “anticipates”, “intends”, “expects”, “should”, “schedule”, “program”, “potential” or the negatives thereof and words of similar import.

AMI cautions that these forward-looking statements are subject to risks and uncertainties that could cause actual events or results to differ materially from those expressed or implied by the statements. The Company believes that the estimates are reasonable, but should not be relied upon.

AMI makes no representation, warranty (express or implied), or assurance as to the completeness or accuracy of these projections and, accordingly, expresses no opinion or any other form of assurance regarding them. The Company does not intend to publish updates or revisions of any forward-looking statements included in this document to reflect Aurelia’s circumstances after the date hereof or to reflect subsequent market analysis, other than to the extent required by law.

By its very nature, production and exploration for gold and base metals is a high risk business and is not suitable for certain investors. Potential investors should consult their stockbroker or financial advisor. There are a number of risks, both specific to AMI and of a general nature which may affect the future operating and financial performance of AMI and the value of an investment in AMI including and not limited to economic conditions, stock market fluctuations, commodity price movements, regional infrastructure constraints, equipment availability, timing of approvals from relevant authorities, regulatory risks, operational risks, reliance on key personnel and foreign currency fluctuations.

You should not act or refrain from acting in reliance on this presentation material. This presentation does not purport to be all inclusive or to contain all information which its recipients may require in order to make an informed assessment of the Company’s prospects. You should conduct your own investigation and perform your own analysis in order to satisfy yourself as to the accuracy and completeness of the information, statements and opinions contained in this presentation before making any investment decision.

## Non-IFRS Financial Information

The Company results are reported under International Financial Reporting Standards (IFRS). This presentation also includes non-IFRS information including EBITDA. The non-IFRS information has not been subject to audit or review by the Company’s external auditor and should be used in addition to IFRS information.

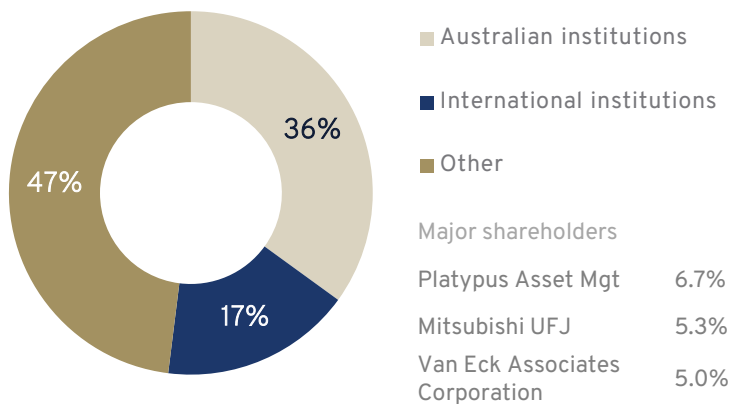
**This presentation has been authorised for release to the ASX by the Board of Aurelia Metals.**

# AURELIA SNAPSHOT

Our vision is to be a mining business recognised for creating exceptional value through our people and a portfolio of gold and base metals assets.

We value **Integrity, Certainty, Courage and Performance** for the safety and wellbeing of our people, and for the benefit of our shareholders and the communities in which we operate.

## Shareholder register composition



## ASX: AMI

Share price (27 July 2022)	A\$0.24
Shares on issue	1,237 B
Market capitalisation	A\$297 M
Net cash (30 June 2022)	A\$31.2M

## Board and management

Role	Name
Non-Executive Chairman	Peter Botten
Managing Director and CEO	Dan Clifford
Non-Executive Directors	Lawrie Conway Susie Corlett Helen Gillies Paul Harris Bob Vassie
CFO & Company Secretary COO	Ian Poole Peter Trout

# JUNE 2022 QUARTER AND FY22 SUMMARY

Integrity | Certainty | Courage | Performance



## Performance

- FY22 Group gold production of 98.5 koz (FY21: 103.6 koz) at an All-In-Sustaining-Cost (AISC) \$1,707/oz (FY21: \$1,337/oz)
- JunQ Group gold production of 22.0 koz (MarQ: 21.8 koz) at an AISC of \$2,793/oz (MarQ: \$1,452/oz)
- Output impacted by lower-than-expected workforce availability and with site-specific interruption
- One-off year end impacts to costs due to purchase of mobile fleet for move to owner-operator at Peak, and settlement of Hera treatment charges



## Advancing projects

- Development consent received for New Cobar Complex, including Great Cobar
- Federation exploration decline surface works and box cut activities nearing completion
- Redpath on site for development of the Federation exploration decline
- Federation Environmental Impact Statement (EIS) and Approval remains on-track for late FY23



## Adapting the business

- Capital discipline critical in assessment of options for growth
- Operating and cost discipline ensuring margin on every tonne
- Outcomes of the Federation Feasibility Study and maiden Ore Reserve, Mineral Resource and Ore Reserve Update, Guidance and Outlook due during Quarter 1, FY23

## QUARTERLY AND FY22 PERFORMANCE

---





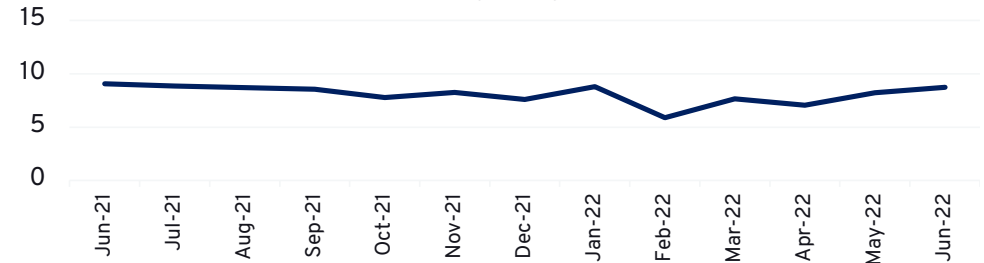
# CONTINUED FOCUS IN TOUGH CONDITIONS

## Quarterly safety and environment outcomes

- Q4 injury rate performance driven predominantly by hand-related incidents with contract partners prompting:
  - intervention with a focus on contractor performance
  - improving awareness of individual actions – tools and techniques
- Internal environmental compliance audits conducted at all sites resulting in self-reporting of minor non-compliances and an uptick in REIFR

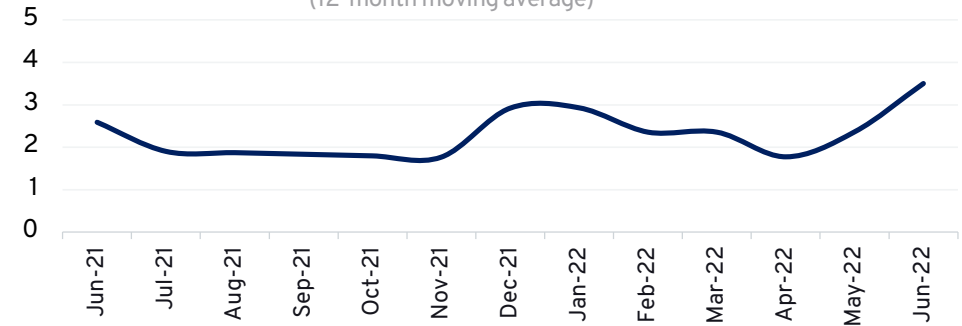
### Group Total Recordable Injury Frequency Rate

(12-month moving average)



### Group Total Reportable Environmental Incident Frequency Rate

(12-month moving average)



# FY22 OPERATING RESULT

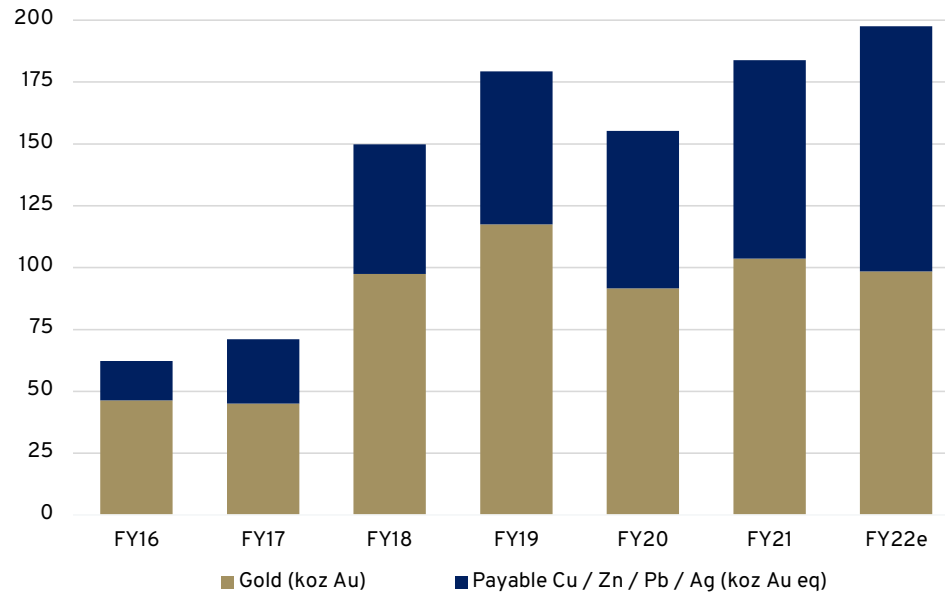
Quarter and annual performance against outlook

Group output	Metric	JunQ Result	MarQ Result	FY22 Actual Result	Revised FY22e
Gold	koz	22.0	21.8	98.4	~104
Lead	kt	4.7	5.6	24.6	~25.0
Zinc	kt	5.5	7.2	30.7	~33.5
Copper	kt	1.4	1.0	3.7	~3.3
ASIC	(A\$/oz)	2,793	1,453	1,707	1,350 – 1,550
Sustaining Capital	A\$M			59	61 – 69
Growth Capital	A\$M			18	16 – 18
Exploration and Evaluation	A\$M			31	28 – 31

- Group AISC is the total of on-site mining, processing and administrative costs, inventory adjustments, royalties, sustaining capital, corporate general and administration expense, less by-product credits, divided by gold sold. By-product credits include silver, lead, zinc and copper sales forecast over the outlook period.
- Revised outlook for FY22 Group AISC of A\$1,350 to A\$1,550/oz is based on reference base and silver metal prices of: lead A\$3,198/t, zinc A\$4,661/t, copper A\$12,852/t and silver A\$32.5/oz. Final AISC results will depend on the actual sales volumes, actual operating costs and actual prices of base metals received over the outlook period.
- FY22 Actual AISC, Sustaining Capital, Growth Capital, and Exploration and Evaluation are unaudited.

# YEAR ON YEAR PRODUCTION GROWTH

## Annual Group Gold Equivalent Production



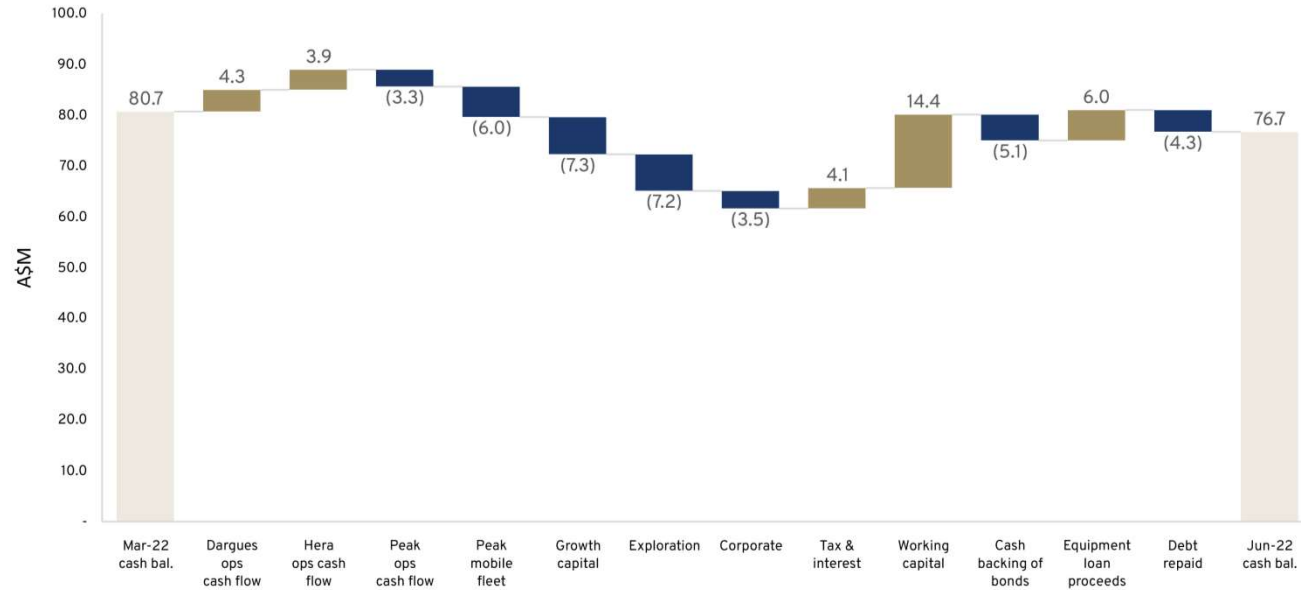
Copper, zinc, lead and silver production is payable metal-in-concentrate volumes (as disclosed in Aurelia's quarterly activities reports) and is converted to gold equivalent volumes using realised prices achieved by Aurelia during the specific year (as disclosed in Aurelia's quarterly activities reports) and via the following formula: Payable Cu/Zn/Pb/Ag (koz Au eq) = (Payable Cu produced (kt) \* Cu price realised (A\$/t) + Payable Zn produced (kt) \* Zn price realised (A\$/t) + Payable Pb produced (kt) \* Pb price realised (A\$/t) + Payable Ag produced (koz) \* Ag price realised (A\$/oz) / Au price (A\$/oz).



## FINANCIAL OUTCOMES

- Group sales revenue was steady at A\$101.2M (MarQ: A\$100.9M) comprising 62% from precious metals and 38% from copper, lead and zinc sales (MarQ: 53% precious metals, 47% base metals)
- During the quarter, a repayment of A\$4.1M was made on the term loan reducing the balance to \$19.1M
- A payment of A\$5.1M was made to the cash backing of Aurelia's environmental bonding facility taking the restricted cash balance to A\$30.7M
- At the end of the quarter, the Company maintained a strong cash balance with A\$76.7M cash in bank

Quarterly Cash flow Waterfall



# PEAK MINE

## Unplanned mining interruptions impacted production

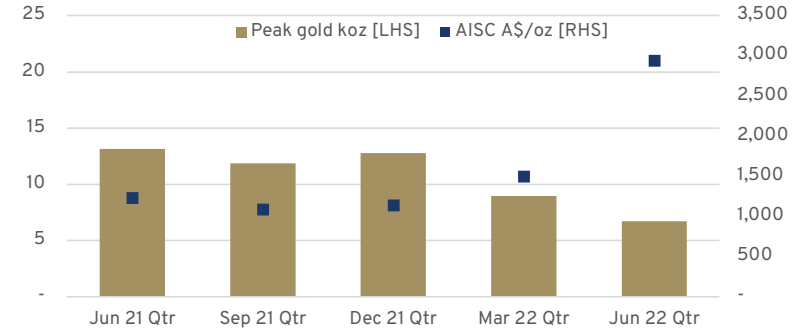
### Performance

- Ore processed was 14% lower at 136 kt (MarQ: 158 kt) due to:
  - higher-than-expected COVID-related absenteeism
  - ore trucked to surface during unplanned shaft hoisting outage
  - blasting operations suspended to investigate stope misfire
  - planned process plant maintenance and refurbishment work
- Scheduled mining of lower grade Chronos stopes and delayed delivery of Kairos ore reduced average gold grade by 17% and impacted lead and zinc production
- Average copper grade was 72% higher, zinc and lead milled grades also increased by 24% and 5% respectively relative to MarQ

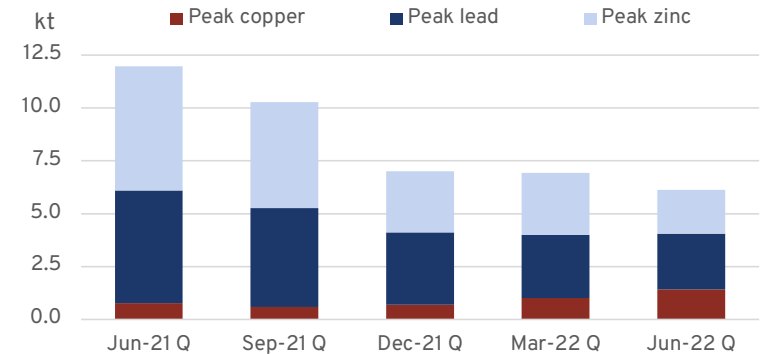
### Priorities

- Owner mining transition underway to provide direct control over underground performance
- Improved mine scheduling and short interval control practices
- Further implementation of asset management plans supported by recruitment to key maintenance roles
- Energy cost exposure contained by electricity supply contract

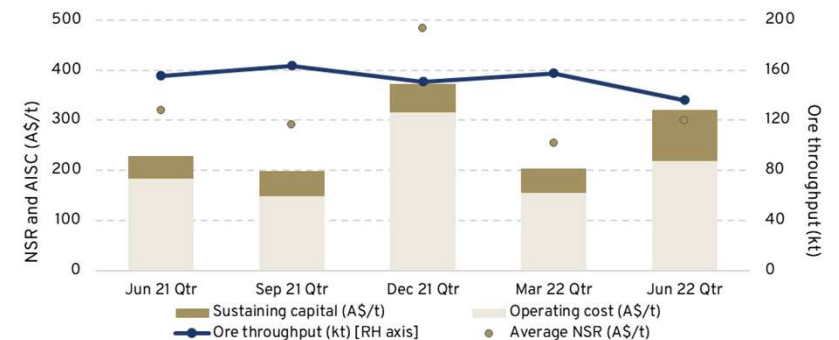
### Peak gold production



### Peak base metals production



### Peak throughput, revenue and underlying costs



# HERA MINE

## Metal production aligned with mined ore delivery

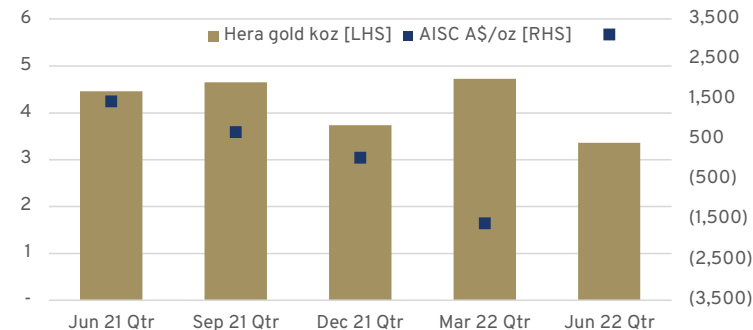
### Performance

- Reduction in ore processed to 82 kt (MarQ: 94 Kt) caused by lower mined ore production attributable to ground support rehabilitation requirements, loader availability and labour shortages
- Production flexibility limited by tightly constrained stoping sequence
- Gold grade and recovery were lower by 12% and 8% respectively, resulting in gold production of 3.4 koz (MarQ: 4.7 koz)
- Reduction in lead and zinc milled grades (16% and 19% respectively) and ore processed led to lower base metal production
- Development accessed Upper Hays deposit - first stope production in SepQ FY23

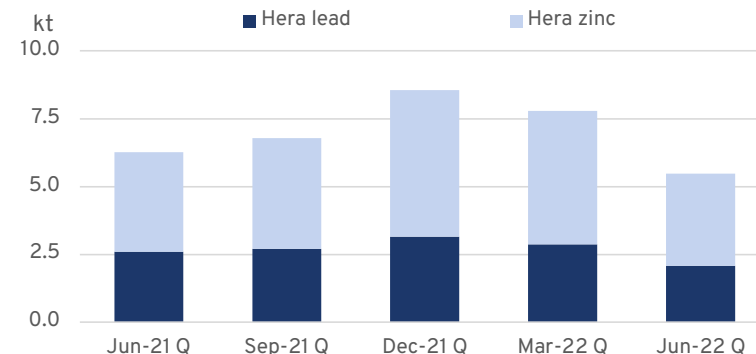
### Priorities

- Additional underground loader and spare parts mobilised
- Recruitment of mining roles in conjunction with crewing for Federation exploration decline development
- Upper Hays stope production to provide an extra mining front
- Geotechnical inspection program to adapt ground support regime

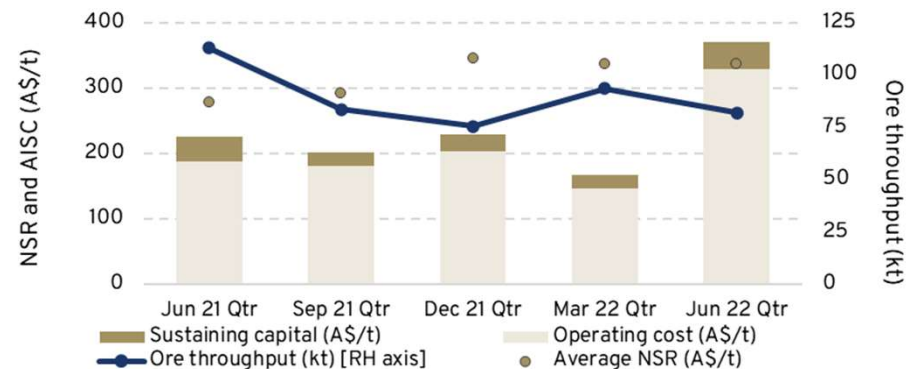
Hera gold production



Hera base metals production



Hera throughput, revenue and underlying costs



# DARGUES MINE

## Strong operational performance

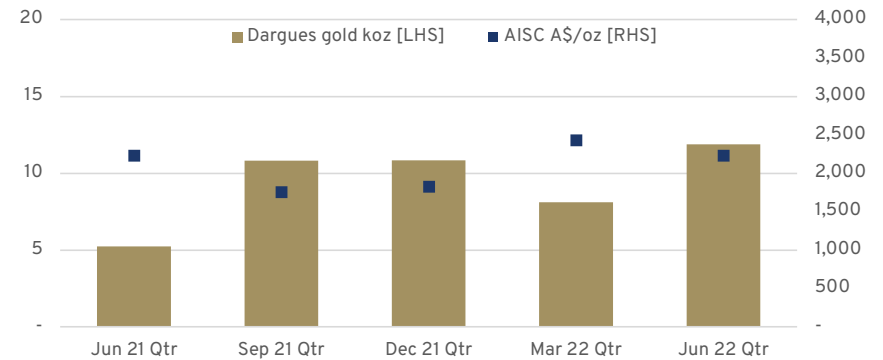
### Performance

- Highest quarterly mined ore tonnage, backfill placement, milled tonnage and gold production:
  - Ore mined increased 6% to 95 kt (MarQ: 89 Kt)
  - Mill throughput 15% higher at 97 kt (MarQ: 85 kt)
  - Milled grade 26% higher at 3.95 g/t (MarQ: 3.14 g/t)
  - Gold production lifted 47% to 11.9 koz (MarQ: 8.1 koz)
- AISC reduced to A\$2,229/oz (MarQ: A\$2,430/oz) supported by a 47% increase in gold sold during the quarter
- TSF raise nearing completion and water levels reduced
- Completion of latest underground infill drilling program

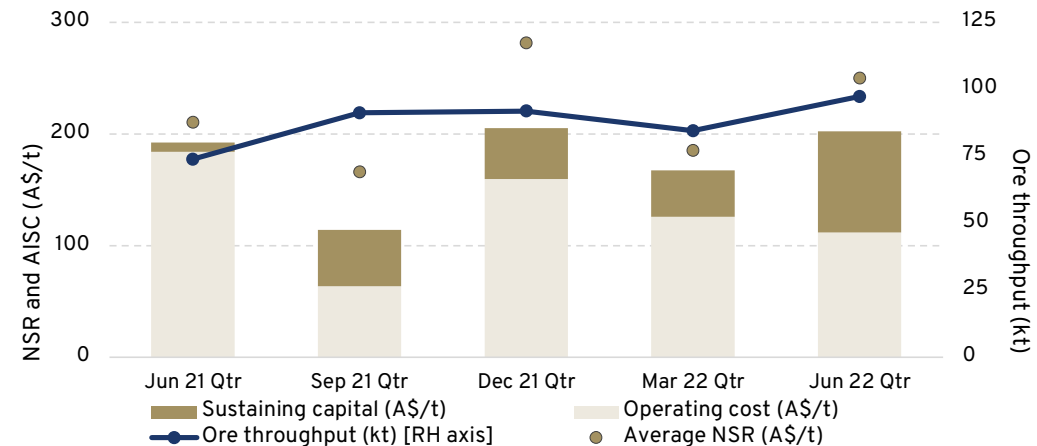
### Priorities

- Geological interpretation and modelling to refine the extent of mineralised zones and associated grade estimation
- Backfill placement strategy to further reduce stope cycle times
- Recovery improvements from flotation circuit optimisation

Dargues gold production



Dargues throughput, revenue and underlying costs



# ADVANCING PROJECTS

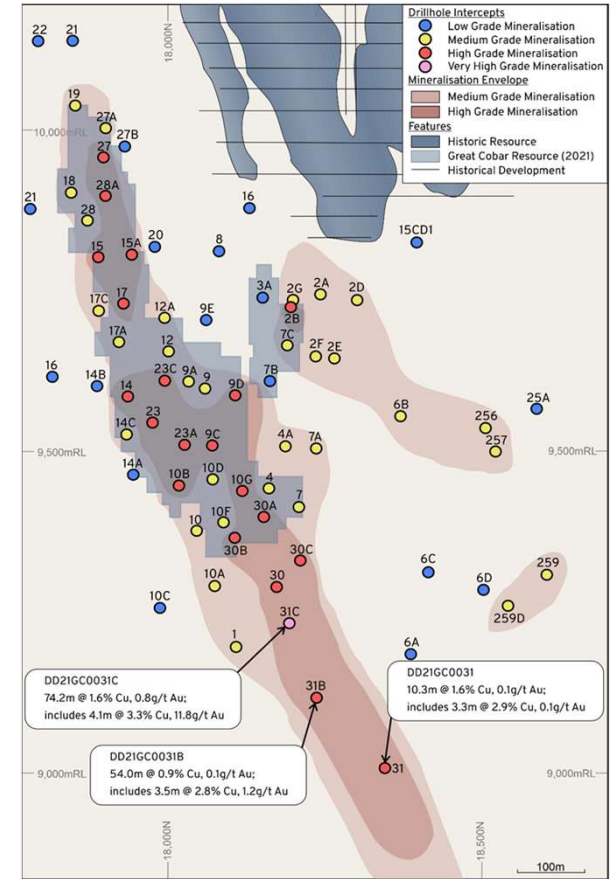




# GREAT COBAR DEVELOPMENT CONSENT

Copper to become more dominant in Aurelia's commodity mix

- During the quarter, Aurelia received the NSW Government's issue of development consent for the New Cobar Complex
- This is a State Significant Development (SSD) amalgamating the existing approved underground mining of the New Cobar, Chesney and Jubilee deposits, and development of new underground workings at the Great Cobar and Gladstone deposits
- The Great Cobar Pre-Feasibility Study (PFS) released in January (see *ASX statement on 27 January 2022: Great Cobar PFS outcomes and Peak Ore Reserve increase*) supported the development of a new satellite mine based on initial mining at Great Cobar with a maiden 840,000 tonne Ore Reserve to offset mining depletion at Peak
- The PFS showed mining Great Cobar could deliver 2.3 million tonnes to the Peak Mine's processing plant over a nominal five-year production period to produce high-quality copper gold concentrate and gold silver doré



Schematic long section of the Great Cobar deposit looking towards 270° (West) showing selected recent intercepts against the outline of the current resource.

## FEDERATION WELL ADVANCED



Visit [www.aureliametals.com.au](http://www.aureliametals.com.au) to watch video



# INVESTING IN THE FUTURE

## TSF lifts at the Peak and Dargues Mines

### Peak

- 50% completion of the Stage 5 embankment lift and spillway construction
- Phase 1 of 3 commenced in February and was completed in mid-June
- Provides tailings capacity for the next five years and a foundation for future lifts to accommodate additional production

### Dargues

- Accelerated Stage 3 embankment lift commenced in April and will be completed in SepQ
- Progressing regulatory approval for additional mechanisms to manage TSF water levels
- These actions reduce the future risk of TSF water levels reaching operational capacity during periods of heavy rainfall



## ADAPTING THE BUSINESS

---





# UPCOMING CATALYSTS

Adapting to a higher risk capital environment


*Our top priority is driving margin and executing our growth projects*

**We are taking the following steps:**

1. Review operating strategies at each operation, including cost structure and debottlenecking
2. Prioritise the highest value orebodies to the mills
3. Assessing optimising the use of existing infrastructure and processing capacity
4. Ensure prudent deployment of capital in growth project execution

**The following are set to be concluded and released during the SepQ:**

- Federation Exploration Update
- Federation Feasibility Study and maiden Ore Reserve
- 2022 Mineral Resources and Ore Reserves Update
- FY2023 Production, AISC and Growth Capital Guidance
- Asset Development Schedules



# CONTACT

T: +61 7 3180 5000  
E: [office@aureliametals.com.au](mailto:office@aureliametals.com.au)

Level 17, 144 Edward Street  
BRISBANE QLD 4000

GPO Box 7  
BRISBANE QLD 4001

[aureliametals.com.au](http://aureliametals.com.au)

