

Deal Name: **Driver Australia Seven**

Issuer: Perpetual Corporate Trust Limited (ABN 99 000 341 533)
of Level 18, 123 Pitt Street,
Sydney NSW 2000 Australia
in its capacity as trustee of the Driver Australia Seven Trust.

Originator of the Receivables: Volkswagen Financial Services Australia Pty Ltd

Seller of the Receivables: Volkswagen Financial Services Australia Pty Ltd

Servicer name: Volkswagen Financial Services Australia Pty Ltd

Reporting Entity: Volkswagen Financial Services Australia Pty Ltd
ABS Operations
(Physical Address)
Level 1, 24 Muir Road,
Chullora NSW 2190
(Postal Address)
Locked Bag 4002
Chullora NSW 2190

Contact: Phone: +61 2 9751 6257
Fax: +61 2 9695 6399
Email: ABSOperations.Australia@vwfs.com.au

Corporate Service Provider: Perpetual Corporate Trust Limited
(ABN 99 000 341 533)
of Level 18, 123 Pitt Street,
Sydney NSW 2000 Australia in its personal capacity.



Contents

Page	Table of Contents
1	Cover
2	Contents
3	Reporting Details
4	Parties Overview
5	Transaction Events I
6	Transaction Events II
7	Transaction Events III
8	Information regarding the Notes I
9	Information regarding the Notes II
10	Cash Collateral Account
11	Credit Enhancement
12	Swap Fixing / Waterfall
13	Retention of Net Economic Interest
14	Amortisation Profile I
15	Amortisation Profile II
16	Run Out Schedule I
18	Run Out Schedule II
19	Outstanding Contracts I
21	Outstanding Contracts II
22	Arrears
24	Net Salvage Loss
25	Net Salvage After Recoveries
26	Prepayments
27	Pool Data I
29	Pool Data II
30	Pool Data III
32	Pool Data IV
34	Pool Data V
36	Pool Data VI
37	Pool Data VII
43	Pool Data VIII
45	Pool Data IX
47	Hardship Extensions
48	Engine Type
50	Contract Level Data

Reporting Details

Deal Overview

Pool Cut Date	31/10/2021	Publication Date:	17/10/2022 (16th of each month)
Scheduled Date of Clean-Up-Call	11/2025	Payment Date:	21/10/2022 (21st of each month)
Legal Maturity Date	21/01/2030	Reporting Date:	30/09/2022
Issue Date	22/11/2021	Asset Collection Period:	from 01/09/2022 until 30/09/2022
Period No.:	11	Interest Accrual Period	from 21/09/2022 until 21/10/2022
Reporting frequency:	Monthly	Note Payment Period:	from 21/09/2022 until 21/10/2022
Next Payment Date:	21/11/2022	Days accrued:	30

Vehicle Type at Pool Cut	Number of Contracts	Percentage of Contracts	Outstanding Discounted Receivables Balance	Percentage Outstanding Discounted Receivables Balance
New	10,680	70.07%	463,158,976.27 AUD	77.19%
Used	4,561	29.93%	136,866,121.79 AUD	22.81%
Total	15,241	100.00%	600,025,098.06 AUD	100.00%

Credit Type at Pool Cut	Number of Contracts	Percentage of Contracts	Outstanding Discounted Receivables Balance	Percentage Outstanding Discounted Receivables Balance
Chattel Mortgage	9,371	61.49%	414,965,143.56 AUD	69.16%
Consumer Loan	5,870	38.51%	185,059,954.50 AUD	30.84%
Total	15,241	100.00%	600,025,098.06 AUD	100.00%

Parties Overview

<p>Lead Managers:</p> <p>Australia and New Zealand Banking Group Limited (ABN 11 005 357 522) ANZ Tower 242 Pitt Street Sydney, NSW 2000 Australia</p> <p>Bank of America Merrill Lynch (which is the trading name of Merrill Lynch International) (ARBN 125 336 567) Merrill Lynch Financial Centre 2 King Edward Street London EC1A 1HQ United Kingdom</p>	<p>Security Trustee:</p> <p>P.T. Limited (ABN 67 004 454 666) Level 18 123 Pitt Street Sydney NSW 2000 Australia</p>
<p>Trustee:</p> <p>Perpetual Corporate Trust Limited (ABN 99 000 341 533) of Level 18, 123 Pitt Street, Sydney NSW 2000 Australia in its capacity as trustee of the Driver Australia Seven Trust.</p>	<p>Trust Manager:</p> <p>Perpetual Nominees Limited (ABN 37 000 733 700) of Level 18, 123 Pitt Street, Sydney NSW 2000 Australia in its capacity as the trust manager for the Driver Australia Seven Trust</p>
<p>Sub Trust Manager:</p> <p>Volkswagen Financial Services Australia Pty Limited (ABN 20 097 071 460) Level 1, 24 Muir Road, Chullora, NSW 2190</p>	<p>Account Bank:</p> <p>Australia and New Zealand Banking Group Limited (ABN 11 005 357 522) ANZ Tower 242 Pitt Street Sydney, NSW 2000 Australia</p>
<p>Clearing Systems:</p> <p>Austraclear Limited 30-32 Grosvenor Street. Sydney, NSW 2000</p>	<p>Swap Counterparty:</p> <p>ING Bank N.V. (ID 26 300 892 1) Bijlmerdreef 106 1102 CT Amsterdam The Netherlands</p>
<p>Servicer:</p> <p>Volkswagen Financial Services Australia Pty Limited (ABN 20 097 071 460) Level 1, 24 Muir Road, Chullora, NSW 2190 email: ABSOperations.Australia@vwfs.com.au phone: +61 2 9751 6257</p>	<p>Rating Agencies:</p> <p>Fitch Ratings Attn.: Australia Surveillance Suite 15.01, Level 15, 135 King Street Sydney, NSW 2000 Australia email: australia.surveillance@fitchratings.com</p> <p>Moody's Attn.: Monitor Sydney Level 10, 1 O'Connell Street Sydney, NSW 2000 Australia email: Monitor.Sydney@moodys.com</p>

Transaction Events (I)

Clean-Up Call Condition

Percentage of Current Outstanding Discounted Receivables Balance	71.46%	
Min. Percentage of Outstanding Discounted Receivables Balance	10.00%	The Clean-Up-Call Condition is expected to be reached in 11/2025.

Clean-Up Call

VWFS Australia will have the right at its option to exercise a Clean-Up Call and to repurchase all (but not only some) of the Purchased Receivables from the Issuer at any time when the then outstanding Aggregate Discounted Receivables Balance is less than ten (10) per cent. of the Aggregate Cut-off Date Discounted Receivables Balance and, assuming the Transaction Documents are given full effect, all payment obligations under the Notes, including principal and accrued interest, will thereby be fulfilled in accordance with the Order of Priority (the Clean-up Call Conditions).

Repurchase of Receivables	Number of contracts	% of Contracts	Outstanding Discounted Receivables Balance	% of Outstanding Discounted Receivables Balance	Interest Compensation Payment	Re-Purchase Price
Current Period	-	0.00%	- AUD	0.00%	- AUD	- AUD
Previous Periods	-	0.00%	- AUD	0.00%	- AUD	- AUD
Total	-	0.00%	- AUD	0.00%	- AUD	- AUD

If a repurchase of receivables occurred, it would only result from non-eligibility as of the respective Pool Cut Date (which has been discovered at a later stage), a Legitimate Repudiation of a Receivables Contract, a Reloaded Contract or a Flat-Cancelled Contract.

Transaction Party Replacements

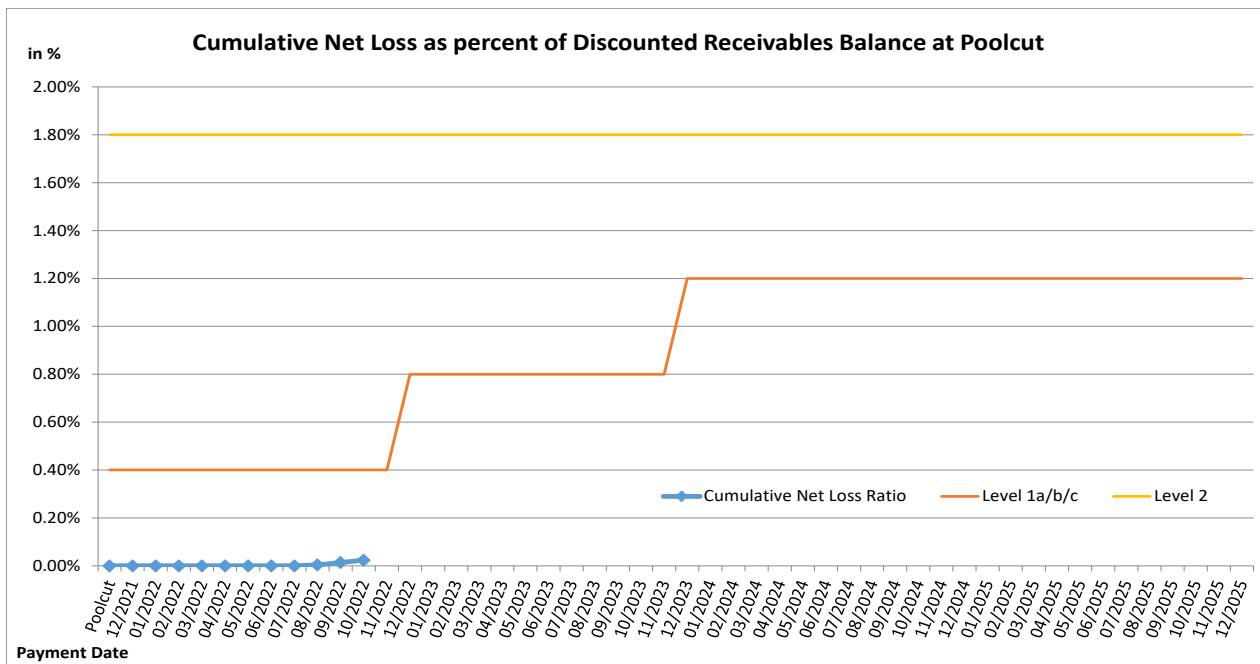
Capacity of Transaction Party	Date of Replacement	Reason for Replacement	Replaced Party	Replaced by

Transaction Events (II)

Credit Enhancement Increase Conditions

Level 1a Credit Enhancement Increase Condition - Cumulative Net Losses do not amount to 0.4% for any Payment Date prior to or during Nov 2022	NO
Level 1b Credit Enhancement Increase Condition - Cumulative Net Losses do not amount to 0.8% for any Payment Date from Dec 2022 but prior to or during Nov 2023	NO
Level 1c Credit Enhancement Increase Condition - Cumulative Net Losses do not amount to 1.2% for any Payment Date after Nov 2023	NO
Level 2 Credit Enhancement Increase Condition - Cumulative Net Losses do not amount to 1.8% for any Payment Date	NO

Net losses	Net Loss Amount
Net Salvage Loss registered in current Period	60,349.39 AUD
Cumulative Net Salvage Loss incl. current Period	141,496.10 AUD
Cumulative Net Salvage Loss as of the End of the Monthly Period	141,496.10 AUD
Discounted Balance as of Pool Cut Date	600,025,098.06 AUD
Cumulative Net Loss as percentage of Discounted Receivables Balance at Pool Cut	0.02358%



Transaction Events (III)

Account Bank:

Australia and New Zealand Banking Group Limited

Current Rating *

Minimum required Rating (if no short term Rating available, the higher long term rating is applicable)

or

Fitch			Moody's		
Long Term	Short Term	Outlook	Long Term	Short Term	Outlook
A+	F1	Stable	Aa3	P-1	Stable
-	F1	-	A2	P-1	-
A	-	-	A2	P-1	-

If the Account Bank ceases to have the Account Bank Required Rating it shall, at its own cost,

(i) transfer the accounts to an Eligible Collateral Bank, or

(ii) provide a guarantee from an Eligible Guarantor, or

If none of the measures is taken within a given timespan, the Issuer may enter into new banking arrangements at its own initiative with another Account Bank.

(Please refer to the Prospectus for a complete description of the mechanism)

Required Rating:

Fulfilled

Swap Counterparty

ING Bank N.V.

Current Rating *

Minimum required Rating for Class A Notes

Minimum required Rating for Class B Notes

Fitch			Moody's		
Long Term	Short Term	Outlook	Long Term	Short Term	Outlook
AA-	F1+	Stable	A1	P-1	Stable
A	F1	-	A3	-	-
-	-	-	A3	-	-

If the Swap Bank falls below the above mentioned Minimum Rating (Level I) it shall provide Eligible Credit Support by means of Cash or certain types of Prime Debt Obligations

If the Swap Bank ceases to have the even lower Rating as an Eligible Swap Counterparty (Level II) it shall, at its own cost,

(i) transfer all rights and obligations under the Swap Agreement to another Eligible Swap Partner or

(ii) provide a guarantee from an Eligible Guarantor.

If none of the measures is taken within a given timespan, the Issuer may enter into new arrangements at its own initiative with another Swap Bank.

(Please refer to the Prospectus for a complete description of the mechanism)

Required Rating:

Fulfilled

Servicer

Volkswagen Financial Services Australia Pty Ltd

If the Monthly Remittance Condition is satisfied, VWFS Australia, as the Servicer, is required to pay collections of the Purchased Receivables (including proceeds from the disposition of any Financed Objects) received by it during each Monthly Period into the Distribution Account in a single deposit no later than the Payment Date for that Monthly Period.

If the Monthly Remittance Condition is not met, the Servicer must remit collections received by it in respect of the Purchased Receivables in accordance with the procedure outlined in detail in "ADMINISTRATION OF THE PURCHASED RECEIVABLES UNDER THE SERVICING AGREEMENT - Commingling".

**Monthly
Remittance
Condition:**

Fulfilled

Information regarding the Notes I

Rating at Issue Date	Class A	Class B
Moody's	Aaa (sf)	Aa2 (sf)
Fitch	AAAsf	NRsf

Current Rating	Class A	Class B
Moody's	Aaa (sf)	Aa1 (sf)
Fitch	AAAsf	NRsf

Information on Notes	Class A	Class B
Legal maturity date	21/01/2030	21/01/2030
Scheduled Clean Up Call	Nov 2025	Nov 2025
ISIN:	AU3FN0063434	AU3FN0063442
Common Code:	239718256	239718272
Nominal Amount	100,000.00 AUD	100,000.00 AUD

Information on Interest	Class A	Class B
Spread/ Margin	70 bps	100 bps
Index Rate	1-Month-BBSW	1-Month-BBSW
Fixed/Floating	floating	floating
Current Coupon	1-Month-BBSW + 70	1-Month-BBSW + 100
Day Count Convention	actual/365	actual/365

Information regarding the Notes II

Monthly Period:	09/2022
Payment Date:	21/10/2022
Interest Accrual Period (from/until)	from 21/09/2022 until 21/10/2022
Days accrued	30
Index Rate	1-Month-BBSW
Base Interest Rate:	2.5048%
Day Count Convention	actual/365

Interest Payments	Class A	Class B
Total Interest Amount of the Reporting Period	966,841.72 AUD	95,061.70 AUD
Paid Interest	966,841.72 AUD	95,061.70 AUD

Unpaid Interest	Class A	Class B
Unpaid Interest in the Reporting Period	- AUD	- AUD
Cumulative unpaid Interest	- AUD	- AUD

Note Balance	Class A	Class B
Note Balance as of Poolcut	526,200,000.00 AUD	33,000,000.00 AUD
Note Balance as of the Beginning of the Period	367,050,704.76 AUD	33,000,000.00 AUD
Redemption Amount per Class	14,975,704.62 AUD	- AUD
Class Balance as of the End of the Period	352,075,000.14 AUD	33,000,000.00 AUD

Payments to Investors per note	Class A	Class B
Interest Per Note	183.74 AUD	288.07 AUD
Principal Repayment by note	2,846.01 AUD	- AUD
Number of Notes	5,262	330
Note Factor	0.6690897	1.0000000

Overcollateralisation Percentage	Class A	Class B
Initial OC Percentage at Poolcut	12.3037%	6.8039%
Current OC Percentage	17.8900%	10.2000%
Target OC Percentage	26.0000%	18.0000%

Subordinated Loan	
Balance as of the Beginning of the Period	34,115,247.75 AUD
Regular Redemption from Waterfall	- AUD
Redemption from Cash Collateral Account	- AUD
Balance as of the End of the Period	34,115,247.75 AUD

Cash Collateral Account

Cash collateral account (CCA)	Value
CCA Opening Balance - Initial balance at poolcut	7,200,000.00 AUD
Balance as of the beginning of the period	6,000,000.00 AUD
Specified General Cash Collateral Account Balance	6,000,000.00 AUD
the greater of: 1.20 per cent of the Aggregate Discounted Receivables Balance as of the end of the Monthly Period; and	5,145,687.61 AUD
the lesser of: \$6,000,000; and	6,000,000.00 AUD
the aggregate outstanding principal amount of the Class A Notes and Class B Notes as of the end of the Monthly Period	400,050,704.76 AUD
Payments	- AUD
General payment from CCA	- AUD
General payment to CCA	- AUD
Balance as of the end of the period	6,000,000.00 AUD

Credit Enhancement

Credit Enhancement as of Poolcut Date	% of Aggregate Discounted Receivables Balance	Value
Class B Note	5.50%	33,000,000.00 AUD
Subordinated Loan	5.80%	34,825,098.06 AUD
Overcollateralisation	1.00%	6,000,000.00 AUD
Cash Collateral Account	1.20%	7,200,000.00 AUD

Cash Collateral Account (CCA)	Value	in % of Outstanding Discounted Receivables Balance as of Poolcut Date
Initial Balance at Poolcut	7,200,000.00 AUD	1.20%
Initial Targeted Balance at Poolcut	7,200,000.00 AUD	1.20%
Current Targeted Balance	6,000,000.00 AUD	1.00%
Balance as of the Beginning of the Period	6,000,000.00 AUD	1.00%
Payment from CCA	- AUD	0.00%
Payment to CCA	- AUD	0.00%
Balance as of the End of the Period	6,000,000.00 AUD	1.00%

Calculation of Credit Enhancement

Initially, Driver Australia Seven's Credit Enhancement consists of the respective Note Issue in comparison to the Discounted Receivables Balance as of Poolcut, minus any Senior Debt Issuance. This 'Overcollateralisation' (i.e. Credit Enhancement excluding the Cash Collateral Account) is specific for each Note Series and increases with its seniority.

Subsequently, the 'Overcollateralisation' is calculated (as an Overcollateralisation Percentage) on a monthly basis, all on end of month figures. Considering the seniority of the respective Note Series, redemption is made until a Target Overcollateralisation Percentage has been reached. All remaining funds will be used to perform payments in the more junior positions of the Order of Priority.

The Target OC percentages for each Note Class are determined subject to 3 items:

- They will increase in 2 steps in case the Cumulative Net Loss Ratio exceeds a certain level and Credit Enhancement Increase Condition is met.
- They will increase to 100% if the Aggregate Discounted Receivables Balance falls below 10.00% of the Aggregate Discounted Receivables Balance at Cut-Off Date (without a Clean-Up Call being exercised).
- A Foreclosure Event causes the transaction to switch into sequential payment mode, in which case the OC Percentages will not determine the maximum redemption amount and may be exceeded.

In addition, there is the 'General Cash Reserve', in the form of a Cash Collateral Account, which is in principle to the benefit of all Tranches over the entire lifetime of the transaction.

Swap Fixing / Waterfall

Amortising Interest Rate Swap	Class A	Class B
Initial Principal	526,200,000.00 AUD	33,000,000.00 AUD
Underlying Principal for Reporting Period	367,050,704.76 AUD	33,000,000.00 AUD
Paying Leg	Fixed Interest Rate	Fixed Interest Rate
Receiving Leg	Floating Interest Rate	Floating Interest Rate
Net Swap Payments - Net Swap Receipts	(506,498.96 AUD)	(41,931.70 AUD)

Available Distribution Amount Calculation	Payment to waterfall position	Remaining Amount
1) i) Available Collections Amount from Contracts	16,946,134.58 AUD	16,946,134.58 AUD
1) ii) Available Collections - Interest on Trust Account	13,154.53 AUD	16,959,289.11 AUD
2) Drawings From Cash Collateral Account as provided for in clause 12.1 of the Issue Supplement	- AUD	16,959,289.11 AUD
3) i) Net Swap Receipts - Class A	506,498.96 AUD	17,465,788.07 AUD
3) ii) Net Swap Receipts - Class B	41,931.70 AUD	17,507,719.77 AUD
4) Damages and Indemnity Payments to Issuer	- AUD	17,507,719.77 AUD
5) Other Reimbursement Amounts	- AUD	17,507,719.77 AUD
6) Buffer Release Amount	(1,089,907.63 AUD)	16,417,812.14 AUD
Remaining Rounding Amount (M-1)	40.79 AUD	16,417,852.93 AUD

Waterfall	Payment to waterfall position	Remaining Amount
Available Distribution Amount	- AUD	16,417,852.93 AUD
1) Trust Beneficiary \$1	(1.00 AUD)	16,417,851.93 AUD
2) Taxes	- AUD	16,417,851.93 AUD
3) Trust Fees & Expenses and Servicer Fees	(380,196.69 AUD)	16,037,655.24 AUD
4. a) Net Swap Payments - Class A Notes	- AUD	16,037,655.24 AUD
4. b) Net Swap Payments - Class B Notes	- AUD	16,037,655.24 AUD
5. a) Interest accrued in prev. month - Class A	(966,841.72 AUD)	15,070,813.52 AUD
5. b) Interest Shortfalls from prior months - Class A	- AUD	15,070,813.52 AUD
6. a) Interest accrued in prev. month - Class B	(95,061.70 AUD)	14,975,751.82 AUD
6. b) Interest Shortfalls from prior months - Class B	- AUD	14,975,751.82 AUD
7) Payment to Cash Collateral Account	- AUD	14,975,751.82 AUD
8) Principal Payment - Class A	(14,975,704.62 AUD)	47.20 AUD
9) Principal Payment - Class B	- AUD	47.20 AUD
Remaining Rounding Amount (Current Period)	(47.20 AUD)	- AUD
10) Penalties, Costs, Expenses, Damages, Losses or Liabilities	- AUD	- AUD
11) Other Payment to Swap Counterparties	- AUD	- AUD
12) Subordinated Loan Accrued and Unpaid Interest	- AUD	- AUD
Interest Accrued this period on the Subordinated Loan	- AUD	- AUD
Unpaid Interest on the Subordinated Loan	- AUD	- AUD
13) Subordinated Loan Principal	- AUD	- AUD
14) Surplus Income Distribution to Beneficiary of the Trust	- AUD	- AUD

Distribution of Cash Collateral Account surplus	Payment	Remaining Amount
Payment from CCA	- AUD	- AUD
Payment of Interest Accrued this period on the Subordinated Loan	- AUD	- AUD
Payment of Unpaid Interest on the Subordinated Loan	- AUD	- AUD
Payment in respect of regular redemption to subordinated lender	- AUD	- AUD
Distribution to Beneficiary of the Trust	- AUD	- AUD

Retention of Net Economic Interest

Period	Poolcut	Balance as at Current Period
Total Assets	684,926,843.21 AUD	477,925,413.34 AUD
Nominal Receivables Balance	684,926,843.21 AUD	477,925,413.34 AUD
First loss piece	48,025,098.06 AUD	49,732,300.37 AUD
Subordinated Loan balance	34,825,098.06 AUD	34,115,247.75 AUD
Overcollateralisation	6,000,000.00 AUD	9,617,052.62 AUD
General Cash Collateral Account balance	7,200,000.00 AUD	6,000,000.00 AUD
Actual retention	7.01%	10.41%

In its capacity as originator and original lender, VWFSA complies with the retention requirement of a material net economic interest in accordance with Article 6 (3) (d) of the European Securitisation Regulation.

By adhering to Article 6 (3) (d) of the European Securitisation Regulation, VWFSA will keep the exposures designated for retention on its balance sheet on an ongoing basis.

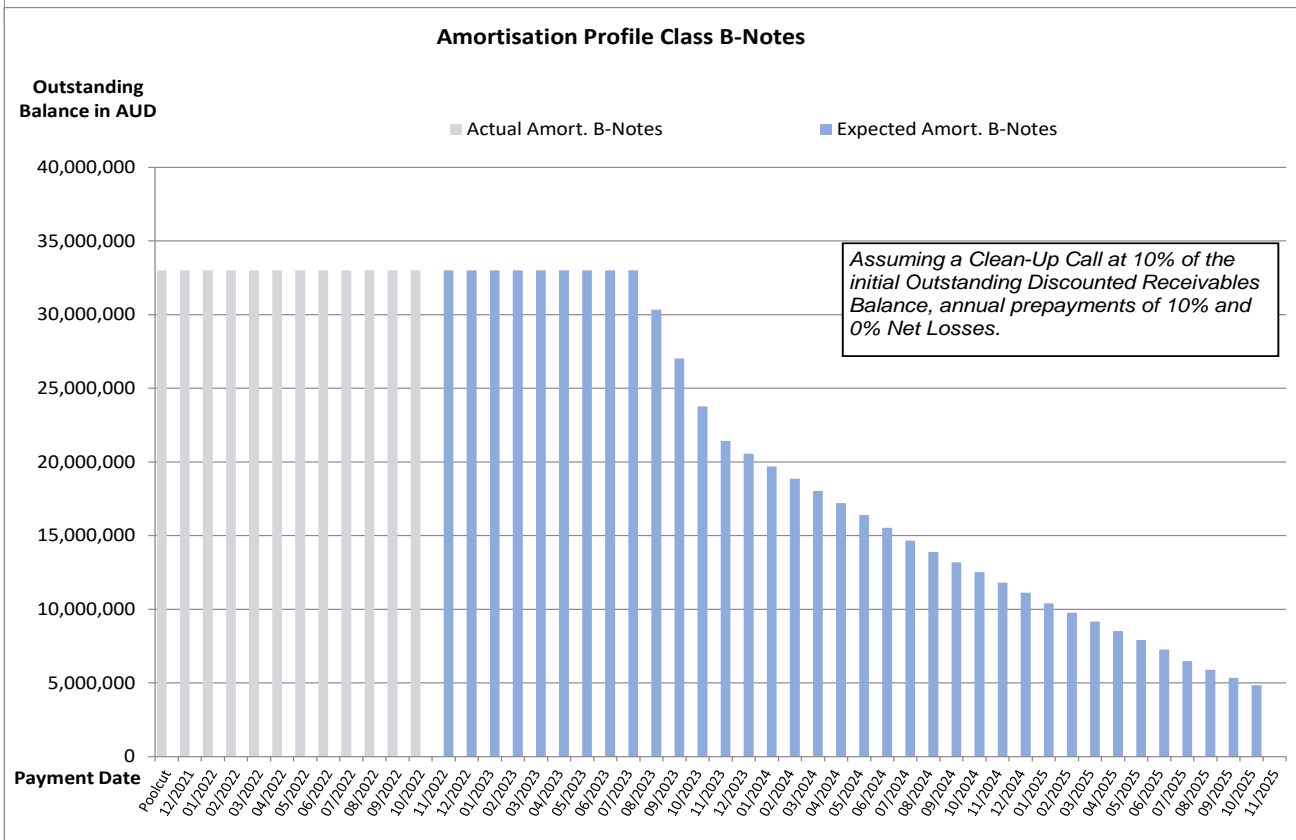
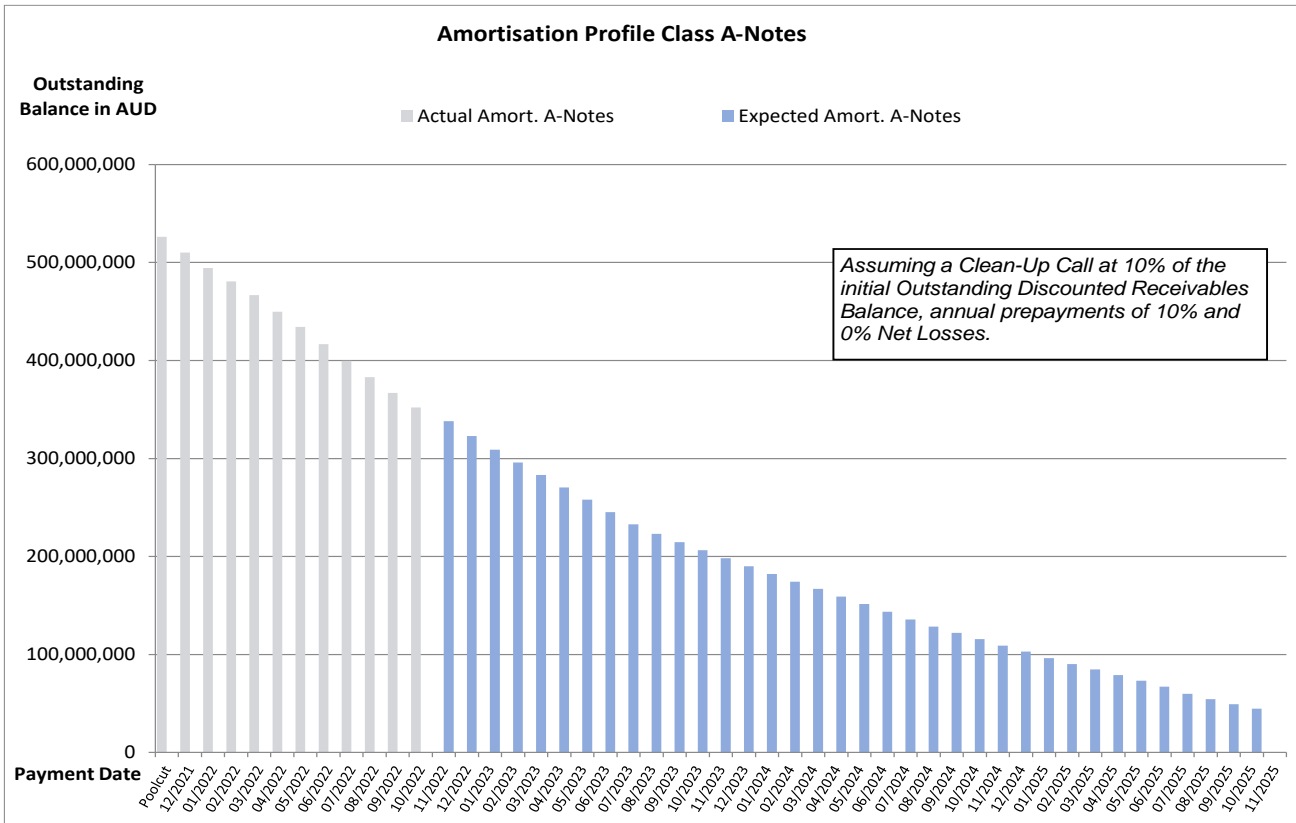
The latest end of month level of retention will be published on a monthly basis in the investor report.

Amortisation Profile I

Note Class	Class A		Class B	
	At Closing: 1.85 yrs	Current: 1.52 yrs	At Closing: 2.84 yrs	Current: 1.88 yrs
Payment Date	Actual Note Balance	Forecasted Note Balance	Actual Note Balance	Forecasted Note Balance
Poolcut	526,200,000.00 AUD	- AUD	33,000,000.00 AUD	- AUD
12/2021	510,049,185.54 AUD	- AUD	33,000,000.00 AUD	- AUD
01/2022	494,276,866.74 AUD	- AUD	33,000,000.00 AUD	- AUD
02/2022	480,766,050.30 AUD	- AUD	33,000,000.00 AUD	- AUD
03/2022	466,604,640.18 AUD	- AUD	33,000,000.00 AUD	- AUD
04/2022	449,793,707.82 AUD	- AUD	33,000,000.00 AUD	- AUD
05/2022	434,204,927.58 AUD	- AUD	33,000,000.00 AUD	- AUD
06/2022	416,766,133.38 AUD	- AUD	33,000,000.00 AUD	- AUD
07/2022	399,553,605.18 AUD	- AUD	33,000,000.00 AUD	- AUD
08/2022	382,999,405.80 AUD	- AUD	33,000,000.00 AUD	- AUD
09/2022	367,050,704.76 AUD	- AUD	33,000,000.00 AUD	- AUD
10/2022	352,075,000.14 AUD	- AUD	33,000,000.00 AUD	- AUD
11/2022	-	338,167,670.43 AUD	-	33,000,000.00 AUD
12/2022	-	322,821,343.05 AUD	-	33,000,000.00 AUD
01/2023	-	309,093,187.19 AUD	-	33,000,000.00 AUD
02/2023	-	295,969,882.75 AUD	-	33,000,000.00 AUD
03/2023	-	283,283,034.71 AUD	-	33,000,000.00 AUD
04/2023	-	270,448,104.30 AUD	-	33,000,000.00 AUD
05/2023	-	257,979,180.81 AUD	-	33,000,000.00 AUD
06/2023	-	245,199,048.96 AUD	-	33,000,000.00 AUD
07/2023	-	232,694,516.93 AUD	-	33,000,000.00 AUD
08/2023	-	223,133,432.56 AUD	-	30,341,632.62 AUD
09/2023	-	214,766,226.24 AUD	-	27,023,252.00 AUD
10/2023	-	206,560,098.96 AUD	-	23,779,358.06 AUD
11/2023	-	198,296,664.29 AUD	-	21,437,477.22 AUD
12/2023	-	190,108,674.67 AUD	-	20,552,289.15 AUD
01/2024	-	182,227,874.50 AUD	-	19,700,310.76 AUD
02/2024	-	174,404,014.01 AUD	-	18,854,488.01 AUD
03/2024	-	166,853,130.21 AUD	-	18,038,176.24 AUD
04/2024	-	159,207,681.73 AUD	-	17,211,641.27 AUD
05/2024	-	151,650,764.28 AUD	-	16,394,677.22 AUD
06/2024	-	143,736,316.40 AUD	-	15,539,061.23 AUD
07/2024	-	135,636,350.28 AUD	-	14,663,389.22 AUD
08/2024	-	128,594,402.99 AUD	-	13,902,097.62 AUD
09/2024	-	121,953,083.20 AUD	-	13,184,117.11 AUD
10/2024	-	115,764,555.79 AUD	-	12,515,087.12 AUD
11/2024	-	109,183,882.46 AUD	-	11,803,662.97 AUD
12/2024	-	102,842,984.68 AUD	-	11,118,160.50 AUD
01/2025	-	96,217,102.28 AUD	-	10,401,848.90 AUD
02/2025	-	90,336,079.16 AUD	-	9,766,062.61 AUD
03/2025	-	84,703,702.02 AUD	-	9,157,156.98 AUD
04/2025	-	78,872,497.74 AUD	-	8,526,756.52 AUD
05/2025	-	73,274,238.64 AUD	-	7,921,539.32 AUD
06/2025	-	67,235,736.98 AUD	-	7,268,728.32 AUD
07/2025	-	60,007,177.59 AUD	-	6,487,262.44 AUD
08/2025	-	54,429,138.09 AUD	-	5,884,231.14 AUD
09/2025	-	49,387,044.48 AUD	-	5,339,139.95 AUD
10/2025	-	44,789,596.92 AUD	-	4,842,118.59 AUD
11/2025	-	- AUD	-	- AUD

*Based on the following assumptions: CPR of 10%, Net Losses of 0% and Clean Up Call at 10% of the original outstanding discounted receivables balance

Amortisation Profile II

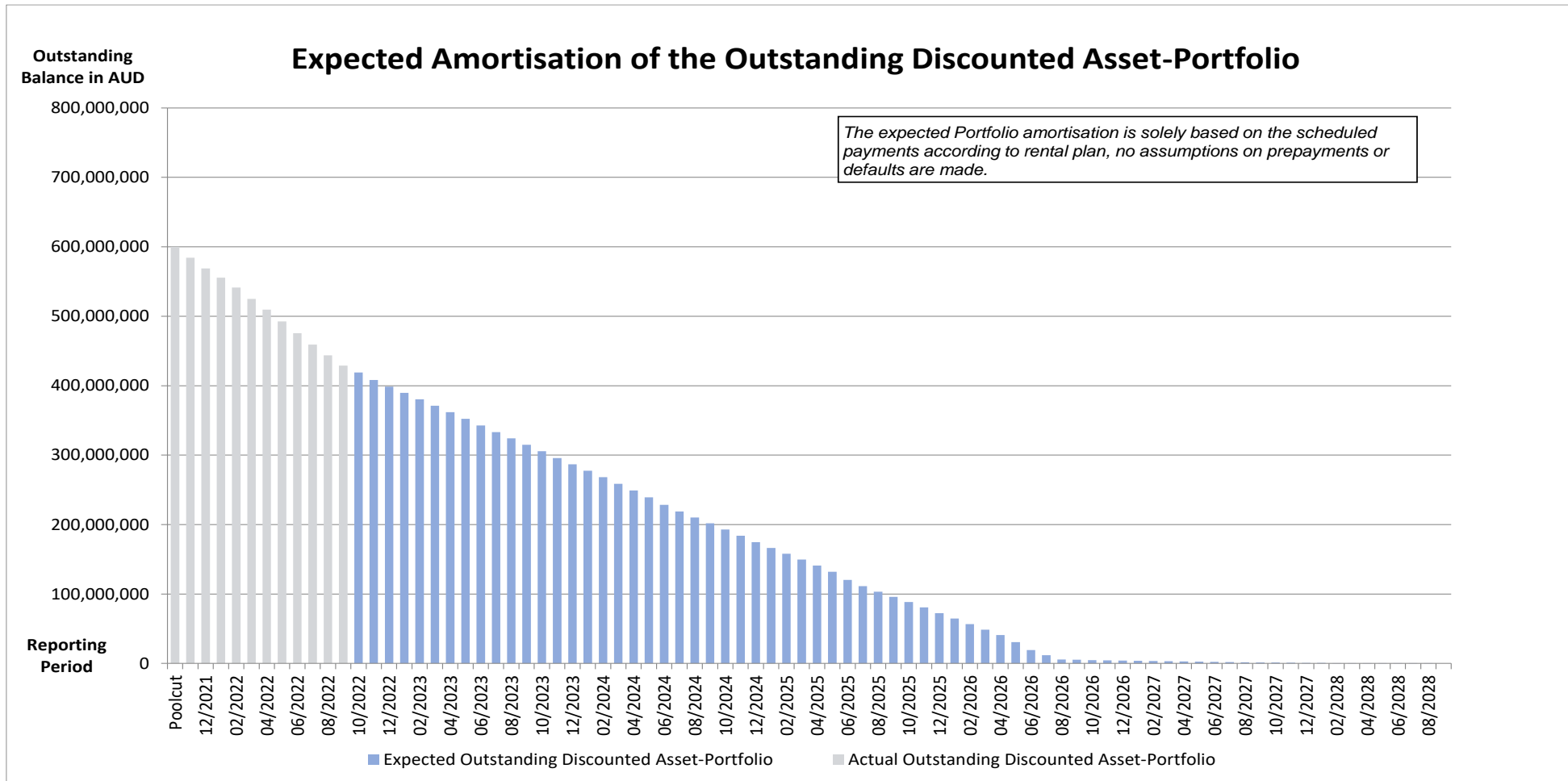


Run Out Schedule I

End of Collection Period	Interest	Principal	Nominal Instalments
arrears	102,934.35 AUD	704,344.91 AUD	807,279.26 AUD
10/2022	1,800,880.11 AUD	9,112,288.72 AUD	10,913,168.83 AUD
11/2022	2,014,021.11 AUD	10,762,413.04 AUD	12,776,434.15 AUD
12/2022	1,972,054.92 AUD	9,511,953.76 AUD	11,484,008.68 AUD
01/2023	1,930,385.48 AUD	9,149,338.99 AUD	11,079,724.47 AUD
02/2023	1,887,674.66 AUD	9,236,559.84 AUD	11,124,234.50 AUD
03/2023	1,844,412.85 AUD	9,308,300.77 AUD	11,152,713.62 AUD
04/2023	1,799,900.18 AUD	9,214,537.10 AUD	11,014,437.28 AUD
05/2023	1,755,520.77 AUD	9,538,347.97 AUD	11,293,868.74 AUD
06/2023	1,709,620.34 AUD	9,535,091.33 AUD	11,244,711.67 AUD
07/2023	1,663,807.09 AUD	9,583,295.42 AUD	11,247,102.51 AUD
08/2023	1,617,702.47 AUD	9,126,087.94 AUD	10,743,790.41 AUD
09/2023	1,573,511.36 AUD	9,177,483.43 AUD	10,750,994.79 AUD
10/2023	1,528,952.93 AUD	9,363,918.87 AUD	10,892,871.80 AUD
11/2023	1,483,525.22 AUD	9,638,764.29 AUD	11,122,289.51 AUD
12/2023	1,436,636.84 AUD	9,151,671.84 AUD	10,588,308.68 AUD
01/2024	1,392,273.63 AUD	9,333,670.74 AUD	10,725,944.37 AUD
02/2024	1,347,469.29 AUD	9,248,263.70 AUD	10,595,732.99 AUD
03/2024	1,302,480.96 AUD	9,430,391.66 AUD	10,732,872.62 AUD
04/2024	1,256,849.49 AUD	9,535,695.10 AUD	10,792,544.59 AUD
05/2024	1,210,544.29 AUD	10,060,008.80 AUD	11,270,553.09 AUD
06/2024	1,161,755.20 AUD	10,809,287.89 AUD	11,971,043.09 AUD
07/2024	1,109,257.46 AUD	9,311,296.68 AUD	10,420,554.14 AUD
08/2024	1,063,962.56 AUD	8,843,194.57 AUD	9,907,157.13 AUD
09/2024	1,020,983.51 AUD	8,212,885.50 AUD	9,233,869.01 AUD
10/2024	981,030.80 AUD	8,960,301.09 AUD	9,941,331.89 AUD
11/2024	937,609.87 AUD	8,949,395.73 AUD	9,887,005.60 AUD
12/2024	894,076.62 AUD	9,417,256.83 AUD	10,311,333.45 AUD
01/2025	848,265.81 AUD	8,290,031.33 AUD	9,138,297.14 AUD
02/2025	807,939.17 AUD	8,216,392.75 AUD	9,024,331.92 AUD
03/2025	767,980.92 AUD	8,618,890.59 AUD	9,386,871.51 AUD
04/2025	726,053.59 AUD	8,430,934.68 AUD	9,156,988.27 AUD
05/2025	685,040.76 AUD	9,179,076.53 AUD	9,864,117.29 AUD
06/2025	640,387.92 AUD	11,695,220.82 AUD	12,335,608.74 AUD
07/2025	583,516.85 AUD	8,799,465.18 AUD	9,382,982.03 AUD
08/2025	540,723.84 AUD	8,047,792.22 AUD	8,588,516.06 AUD
09/2025	501,574.24 AUD	7,444,290.22 AUD	7,945,864.46 AUD
10/2025	465,778.33 AUD	7,381,327.37 AUD	7,847,105.70 AUD
11/2025	429,894.15 AUD	7,775,848.79 AUD	8,205,742.94 AUD
12/2025	392,180.53 AUD	8,374,893.65 AUD	8,767,074.18 AUD
01/2026	351,499.44 AUD	7,635,568.37 AUD	7,987,067.81 AUD
02/2026	314,374.99 AUD	8,142,300.04 AUD	8,456,675.03 AUD
03/2026	274,786.23 AUD	8,021,185.27 AUD	8,295,971.50 AUD
04/2026	235,917.32 AUD	7,664,027.67 AUD	7,899,944.99 AUD
05/2026	198,639.63 AUD	10,138,811.31 AUD	10,337,450.94 AUD
06/2026	149,350.52 AUD	11,592,101.69 AUD	11,741,452.21 AUD
07/2026	93,006.93 AUD	7,358,010.86 AUD	7,451,017.79 AUD
08/2026	57,214.62 AUD	6,197,551.90 AUD	6,254,766.52 AUD
09/2026	27,082.84 AUD	347,301.80 AUD	374,384.64 AUD
10/2026	25,393.45 AUD	388,689.70 AUD	414,083.15 AUD

11/2026	23,506.03 AUD	325,072.52 AUD	348,578.55 AUD
12/2026	21,925.17 AUD	331,463.70 AUD	353,388.87 AUD
01/2027	20,319.51 AUD	319,672.17 AUD	339,991.68 AUD
02/2027	18,764.37 AUD	390,319.98 AUD	409,084.35 AUD
03/2027	16,897.56 AUD	366,601.58 AUD	383,499.14 AUD
04/2027	15,121.23 AUD	304,733.90 AUD	319,855.13 AUD
05/2027	13,638.71 AUD	299,191.42 AUD	312,830.13 AUD
06/2027	12,183.31 AUD	288,351.22 AUD	300,534.53 AUD
07/2027	10,780.53 AUD	273,363.87 AUD	284,144.40 AUD
08/2027	9,450.78 AUD	256,849.33 AUD	266,300.11 AUD
09/2027	8,201.32 AUD	243,391.84 AUD	251,593.16 AUD
10/2027	7,017.28 AUD	228,402.92 AUD	235,420.20 AUD
11/2027	5,906.26 AUD	209,431.24 AUD	215,337.50 AUD
12/2027	4,887.42 AUD	191,457.59 AUD	196,345.01 AUD
01/2028	3,955.95 AUD	174,041.19 AUD	177,997.14 AUD
02/2028	3,109.47 AUD	157,036.84 AUD	160,146.31 AUD
03/2028	2,345.47 AUD	140,011.11 AUD	142,356.58 AUD
04/2028	1,664.43 AUD	123,168.73 AUD	124,833.16 AUD
05/2028	1,065.20 AUD	97,322.17 AUD	98,387.37 AUD
06/2028	591.79 AUD	66,739.86 AUD	67,331.65 AUD
07/2028	267.16 AUD	40,014.31 AUD	40,281.47 AUD
08/2028	72.47 AUD	14,078.12 AUD	14,150.59 AUD
09/2028	4.02 AUD	631.31 AUD	635.33 AUD
10/2028	0.95 AUD	194.34 AUD	195.29 AUD
11/2028	- AUD	- AUD	- AUD
Total	49,118,112.83 AUD	428,807,300.51 AUD	477,925,413.34 AUD

Run Out Schedule II



Outstanding Contracts I - Overview

Total Portfolio as of Poolcut Date			Product Type			
Contract Status Development	Number of Contracts	Outstanding Discounted Receivables Balance	Chattel Mortgage		Consumer Loan	
			Number of Contracts	Outstanding Discounted Receivables Balance	Number of Contracts	Outstanding Discounted Receivables Balance
Normal	15,241	600,025,098.06 AUD	9,371	414,965,143.56 AUD	5,870	185,059,954.50 AUD
In Advance	-	- AUD	-	- AUD	-	- AUD
In Arrears	-	- AUD	-	- AUD	-	- AUD
Paid out/Matured	-	- AUD	-	- AUD	-	- AUD
Early Payout	-	- AUD	-	- AUD	-	- AUD
Gross Salvage	-	- AUD	-	- AUD	-	- AUD
Net Salvage	-	- AUD	-	- AUD	-	- AUD
Total	15,241	600,025,098.06 AUD	9,371	414,965,143.56 AUD	5,870	185,059,954.50 AUD

Total Portfolio as of Previous Month			Product Type			
Contract Status Development	Number of Contracts	Outstanding Discounted Receivables Balance	Chattel Mortgage		Consumer Loan	
			Number of Contracts	Outstanding Discounted Receivables Balance	Number of Contracts	Outstanding Discounted Receivables Balance
Normal	10,222	339,931,492.51 AUD	6,880	257,455,890.10 AUD	3,342	82,475,602.41 AUD
In Advance	1,621	53,492,027.14 AUD	796	28,716,943.75 AUD	825	24,775,083.39 AUD
In Arrears	1,539	50,096,936.26 AUD	690	25,699,361.90 AUD	849	24,397,574.36 AUD
Paid out/Matured	178	- AUD	111	- AUD	67	- AUD
Early Payout	1,673	- AUD	888	- AUD	785	- AUD
Gross Salvage	3	95,060.30 AUD	3	95,060.30 AUD	-	- AUD
Net Salvage	5	80,087.96 AUD	3	52,068.73 AUD	2	28,019.23 AUD
Total	15,241	443,695,604.17 AUD	9,371	312,019,324.78 AUD	5,870	131,676,279.39 AUD

Total Portfolio as of Current Reporting Period			Product Type			
Contract Status Development	Number of Contracts	Outstanding Discounted Receivables Balance	Chattel Mortgage		Consumer Loan	
			Number of Contracts	Outstanding Discounted Receivables Balance	Number of Contracts	Outstanding Discounted Receivables Balance
Normal	11,383	368,004,013.78 AUD	7,280	265,580,473.26 AUD	4,103	102,423,540.52 AUD
In Advance	764	26,987,192.92 AUD	395	15,811,099.70 AUD	369	11,176,093.22 AUD
In Arrears	1,038	33,489,529.28 AUD	571	20,241,007.44 AUD	467	13,248,521.84 AUD
Paid out/Matured	195	- AUD	122	- AUD	73	- AUD
Early Payout	1,850	- AUD	995	- AUD	855	- AUD
Gross Salvage	5	326,564.53 AUD	5	326,564.53 AUD	-	- AUD
Net Salvage	6	137,759.42 AUD	3	52,068.73 AUD	3	85,690.69 AUD
Total	15,241	428,945,059.93 AUD	9,371	302,011,213.66 AUD	5,870	126,933,846.27 AUD

Outstanding Contracts I - Overview

Total Portfolio as of Poolcut Date			Balloon				Type of Car			
Contract Status Development	Number of Contracts	Outstanding Discounted Receivables Balance	Balloon		No Balloon		New Vehicle		Used Vehicle	
			Number of Contracts	Outstanding Discounted Receivables Balance	Number of Contracts	Outstanding Discounted Receivables Balance	Number of Contracts	Outstanding Discounted Receivables Balance	Number of Contracts	Outstanding Discounted Receivables Balance
Normal	15,241	600,025,098.06 AUD	4,261	251,558,699.25 AUD	10,980	348,466,398.81 AUD	10,680	463,158,976.27 AUD	4,561	136,866,121.79 AUD
In Advance	-	- AUD	-	- AUD	-	- AUD	-	- AUD	-	- AUD
In Arrears	-	- AUD	-	- AUD	-	- AUD	-	- AUD	-	- AUD
Paid out/Matured	-	- AUD	-	- AUD	-	- AUD	-	- AUD	-	- AUD
Early Payout	-	- AUD	-	- AUD	-	- AUD	-	- AUD	-	- AUD
Gross Salvage	-	- AUD	-	- AUD	-	- AUD	-	- AUD	-	- AUD
Net Salvage	-	- AUD	-	- AUD	-	- AUD	-	- AUD	-	- AUD
Total	15,241	600,025,098.06 AUD	4,261	251,558,699.25 AUD	10,980	348,466,398.81 AUD	10,680	463,158,976.27 AUD	4,561	136,866,121.79 AUD

Total Portfolio as of Previous Month			Balloon				Type of Car			
Contract Status Development	Number of Contracts	Outstanding Discounted Receivables Balance	Balloon		No Balloon		New Vehicle		Used Vehicle	
			Number of Contracts	Outstanding Discounted Receivables Balance	Number of Contracts	Outstanding Discounted Receivables Balance	Number of Contracts	Outstanding Discounted Receivables Balance	Number of Contracts	Outstanding Discounted Receivables Balance
Normal	10,222	339,931,492.51 AUD	3,117	164,371,979.08 AUD	7,105	175,559,513.43 AUD	7,307	271,121,008.13 AUD	2,915	68,810,484.38 AUD
In Advance	1,621	53,492,027.14 AUD	355	16,719,820.20 AUD	1,266	36,772,206.94 AUD	1,163	39,944,863.74 AUD	458	13,547,163.40 AUD
In Arrears	1,539	50,096,936.26 AUD	306	15,940,410.12 AUD	1,233	34,156,526.14 AUD	1,052	37,462,638.93 AUD	487	12,634,297.33 AUD
Paid out/Matured	178	- AUD	19	- AUD	159	- AUD	100	- AUD	78	- AUD
Early Payout	1,673	- AUD	459	- AUD	1,214	- AUD	1,055	- AUD	618	- AUD
Gross Salvage	3	95,060.30 AUD	2	58,558.15 AUD	1	36,502.15 AUD	1	35,361.22 AUD	2	59,699.08 AUD
Net Salvage	5	80,087.96 AUD	3	72,565.79 AUD	2	7,522.17 AUD	2	46,338.74 AUD	3	33,749.22 AUD
Total	15,241	443,695,604.17 AUD	4,261	197,163,333.34 AUD	10,980	246,532,270.83 AUD	10,680	348,610,210.76 AUD	4,561	95,085,393.41 AUD

Total Portfolio as of Current Reporting Period			Balloon				Type of Car			
Contract Status Development	Number of Contracts	Outstanding Discounted Receivables Balance	Balloon		No Balloon		New Vehicle		Used Vehicle	
			Number of Contracts	Outstanding Discounted Receivables Balance	Number of Contracts	Outstanding Discounted Receivables Balance	Number of Contracts	Outstanding Discounted Receivables Balance	Number of Contracts	Outstanding Discounted Receivables Balance
Normal	11,383	368,004,013.78 AUD	3,314	171,042,208.15 AUD	8,069	196,961,805.63 AUD	8,166	292,137,482.70 AUD	3,217	75,866,531.08 AUD
In Advance	764	26,987,192.92 AUD	178	9,471,937.71 AUD	586	17,515,255.21 AUD	522	20,320,823.46 AUD	242	6,666,369.46 AUD
In Arrears	1,038	33,489,529.28 AUD	237	11,498,335.76 AUD	801	21,991,193.52 AUD	710	25,096,017.98 AUD	328	8,393,511.30 AUD
Paid out/Matured	195	- AUD	21	- AUD	174	- AUD	107	- AUD	88	- AUD
Early Payout	1,850	- AUD	505	- AUD	1,345	- AUD	1,169	- AUD	681	- AUD
Gross Salvage	5	326,564.53 AUD	2	161,039.87 AUD	3	165,524.66 AUD	3	284,613.09 AUD	2	41,951.44 AUD
Net Salvage	6	137,759.42 AUD	4	130,237.25 AUD	2	7,522.17 AUD	3	104,010.20 AUD	3	33,749.22 AUD
Total	15,241	428,945,059.93 AUD	4,261	192,303,758.74 AUD	10,980	236,641,301.19 AUD	10,680	337,942,947.43 AUD	4,561	91,002,112.50 AUD

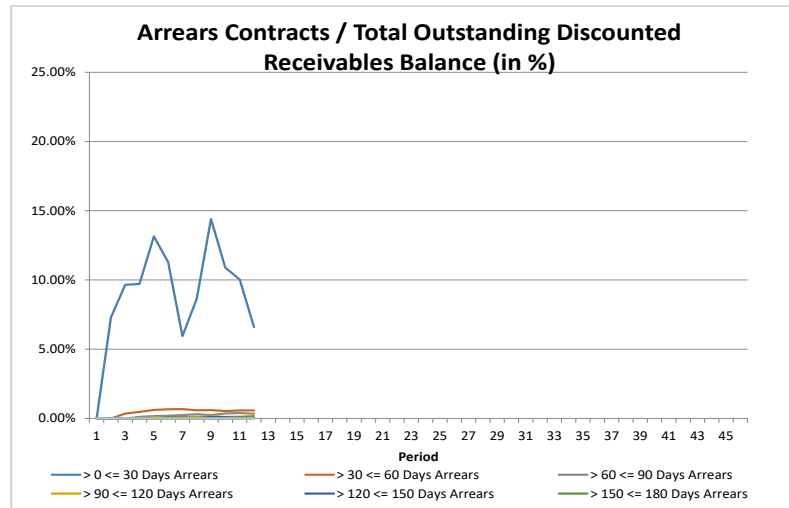
Outstanding Contracts II - Collections

Collections This Reporting Month by Status	Change in Contract Statuses From Last Month	Number of Contracts This Month	Collections
Normal	1,161	11,383	9,921,328.19 AUD
In Advance	(857)	764	1,175,793.01 AUD
In Arrears	(501)	1,038	761,354.79 AUD
Paid out/Matured	17	195	39,358.84 AUD
Early Payout	177	1,850	5,047,582.59 AUD
Gross Salvage	2	5	1,588.41 AUD
Net Salvage	1	6	(871.25 AUD)
Total	-	15,241	16,946,134.58 AUD

Development of Pool within Reporting Period	Number of Active Contracts	Total Number of Contracts	Collection Variations	Outstanding Nominal Balance
Beginning of Period	13,385	15,241		495,449,851.08 AUD
Scheduled Collections For Contracts Active This Period			11,030,408.39 AUD	11,030,408.39 AUD
Collections Variations From Normal Contracts This Period			406,267.84 AUD	
Collection Variations From Contracts Paying Out Early This Period			5,061,559.99 AUD	
Collection Variations From Contracts Paying Out/Maturing This Period			30,013.96 AUD	
Collection Variations from Contracts in Advance This Period			693,808.92 AUD	
Collection Variations from Contract In Arrears This Period			(145,155.69 AUD)	
Collection Variations from Contracts Going Into Gross Salvage This Period			(5,398.16 AUD)	
Collection Variations from Contracts Going Into Net Salvage This Period			(1,726.90 AUD)	
Other Variations From Scheduled Collections This Period			- AUD	
<i>Instalment Collection Variations</i>			6,039,369.96 AUD	6,039,369.96 AUD
Contract Fees Collected This Period			65,147.24 AUD	
Interest Compensation Collections This Period			(188,791.01 AUD)	
<i>Non Instalment Collection Variations</i>			(123,643.77 AUD)	
Actual Collections For Contracts Active This Period			16,946,134.58 AUD	
Number of Contracts Paid Out Early This Month	177			
Number of Contracts Paid Out/Matured This Month	17			
Number of Contracts Into Net Salvage This Month	1			
Repurchased Contracts	-	-		
Less Recoveries After Net Salvage				871.25 AUD
Reduced Nominal Balance Due to Unpaid Rental At Net Salvage				68,771.82 AUD
Reduced Nominal Balance Due to Unpaid Rental At Early Payout				366,074.10 AUD
Reduced Nominal Balance Due to Other				18,942.22 AUD
End of Period	13,190	15,241		477,925,413.34 AUD

Arrears Contracts

Total Portfolio					Chattel Mortgage		Consumer Loan	
Days in Arrears	Number of Contracts	Number of Contracts (%)	Outstanding Discounted Receivables Balance	Outstanding Discounted Receivables Balance (%)	Number of Contracts	Outstanding Discounted Receivables Balance	Number of Contracts	Outstanding Discounted Receivables Balance
> 0 <= 30	900	6.82%	28,277,186.24 AUD	6.59%	470	15,946,026.99 AUD	430	12,331,159.25 AUD
> 30 <= 60	65	0.49%	2,487,318.20 AUD	0.58%	45	2,019,720.03 AUD	20	467,598.17 AUD
> 60 <= 90	42	0.32%	1,450,458.23 AUD	0.34%	30	1,141,419.73 AUD	12	309,038.50 AUD
> 90 <= 120	19	0.14%	802,818.68 AUD	0.19%	17	753,077.86 AUD	2	49,740.82 AUD
> 120 <= 150	10	0.08%	268,773.05 AUD	0.06%	9	262,835.34 AUD	1	5,937.71 AUD
> 150 <= 180	3	0.02%	205,394.32 AUD	0.05%	2	129,715.62 AUD	1	75,678.70 AUD
> 180 <= 210	1	0.01%	171,152.99 AUD	0.04%	1	171,152.99 AUD	-	- AUD
> 210 <= 240	1	0.01%	108,807.90 AUD	0.03%	1	108,807.90 AUD	-	- AUD
> 240 <= 270	-	0.00%	- AUD	0.00%	-	- AUD	-	- AUD
> 270 <= 300	-	0.00%	- AUD	0.00%	-	- AUD	-	- AUD
> 300 <= 330	1	0.01%	9,368.69 AUD	0.00%	-	- AUD	1	9,368.69 AUD
> 330 <= 360	-	0.00%	- AUD	0.00%	-	- AUD	-	- AUD
> 360	-	0.00%	- AUD	0.00%	-	- AUD	-	- AUD
Total	1,042	7.90%	33,781,278.30 AUD	7.88%	575	20,532,756.46 AUD	467	13,248,521.84 AUD



Arrears Contracts

Total Portfolio					Balloon				Vehicle Status			
Days in Arrears	Number of Contracts	Number of Contracts (%)	Outstanding Discounted Receivables Balance	Outstanding Discounted Receivables Balance (%)	Balloon		No Balloon		New		Used	
					Number of Contracts	Outstanding Discounted Receivables Balance	Number of Contracts	Outstanding Discounted Receivables Balance	Number of Contracts	Outstanding Discounted Receivables Balance	Number of Contracts	Outstanding Discounted Receivables Balance
> 0 <= 30	900	6.82%	28,277,186.24 AUD	6.59%	195	9,001,608.17 AUD	705	19,275,578.07 AUD	624	21,371,783.62 AUD	276	6,905,402.62 AUD
> 30 <= 60	65	0.49%	2,487,318.20 AUD	0.58%	20	1,234,722.03 AUD	45	1,252,596.17 AUD	41	1,944,565.29 AUD	24	542,752.91 AUD
> 60 <= 90	42	0.32%	1,450,458.23 AUD	0.34%	11	494,327.48 AUD	31	956,130.75 AUD	28	977,971.59 AUD	14	472,486.64 AUD
> 90 <= 120	19	0.14%	802,818.68 AUD	0.19%	5	430,210.88 AUD	14	372,607.80 AUD	9	564,171.36 AUD	10	238,647.32 AUD
> 120 <= 150	10	0.08%	268,773.05 AUD	0.06%	4	108,051.97 AUD	6	160,721.08 AUD	7	183,228.80 AUD	3	85,544.25 AUD
> 150 <= 180	3	0.02%	205,394.32 AUD	0.05%	1	75,678.70 AUD	2	129,715.62 AUD	1	123,573.22 AUD	2	81,821.10 AUD
> 180 <= 210	1	0.01%	171,152.99 AUD	0.04%	1	171,152.99 AUD	-	- AUD	1	171,152.99 AUD	-	- AUD
> 210 <= 240	1	0.01%	108,807.90 AUD	0.03%	1	108,807.90 AUD	-	- AUD	-	- AUD	1	108,807.90 AUD
> 240 <= 270	-	0.00%	- AUD	0.00%	-	- AUD	-	- AUD	-	- AUD	-	- AUD
> 270 <= 300	-	0.00%	- AUD	0.00%	-	- AUD	-	- AUD	-	- AUD	-	- AUD
> 300 <= 330	1	0.01%	9,368.69 AUD	0.00%	-	- AUD	1	9,368.69 AUD	1	9,368.69 AUD	-	- AUD
> 330 <= 360	-	0.00%	- AUD	0.00%	-	- AUD	-	- AUD	-	- AUD	-	- AUD
> 360	-	0.00%	- AUD	0.00%	-	- AUD	-	- AUD	-	- AUD	-	- AUD
Total	1,042	7.90%	33,781,278.30 AUD	7.88%	238	11,624,560.12 AUD	804	22,156,718.18 AUD	712	25,345,815.56 AUD	330	8,435,462.74 AUD

Net Salvage Loss

Net Salvage Loss This Period			
Product Type	Type of Car	Number of Contracts	Net Salvage Loss
Chattel Mortgage	New	-	- AUD
	Used	-	- AUD
Total Chattel Mortgage			- AUD
Consumer Loan	New	1	60,349.39 AUD
	Used	-	- AUD
Total Consumer Loan		1	60,349.39 AUD
Total		1	60,349.39 AUD

Cumulative Net Salvage Loss as of the End of the Monthly Period	141,496.10 AUD
Outstanding Discounted Receivables Balance at Poolcut	600,025,098.06 AUD
Cumulative Net Loss Ratio	0.02358%

Monthly Period	Per Period		Cumulative Net Salvage Loss	
	Number of Contracts	Net Salvage Loss	Number of Contracts	Net Salvage Loss
11/2021	-	- AUD	-	- AUD
12/2021	-	- AUD	-	- AUD
01/2022	-	- AUD	-	- AUD
02/2022	-	- AUD	-	- AUD
03/2022	-	- AUD	-	- AUD
04/2022	-	- AUD	-	- AUD
05/2022	-	- AUD	-	- AUD
06/2022	-	- AUD	-	- AUD
07/2022	1	23,440.30 AUD	1	23,440.30 AUD
08/2022	4	57,706.41 AUD	5	81,146.71 AUD
09/2022	1	60,349.39 AUD	6	141,496.10 AUD
10/2022	-	- AUD	-	- AUD
11/2022	-	- AUD	-	- AUD
12/2022	-	- AUD	-	- AUD
01/2023	-	- AUD	-	- AUD
02/2023	-	- AUD	-	- AUD
03/2023	-	- AUD	-	- AUD
04/2023	-	- AUD	-	- AUD
05/2023	-	- AUD	-	- AUD
06/2023	-	- AUD	-	- AUD
07/2023	-	- AUD	-	- AUD
08/2023	-	- AUD	-	- AUD
09/2023	-	- AUD	-	- AUD
10/2023	-	- AUD	-	- AUD
11/2023	-	- AUD	-	- AUD
12/2023	-	- AUD	-	- AUD
01/2024	-	- AUD	-	- AUD
02/2024	-	- AUD	-	- AUD
03/2024	-	- AUD	-	- AUD
04/2024	-	- AUD	-	- AUD
05/2024	-	- AUD	-	- AUD
06/2024	-	- AUD	-	- AUD
07/2024	-	- AUD	-	- AUD
08/2024	-	- AUD	-	- AUD
09/2024	-	- AUD	-	- AUD
10/2024	-	- AUD	-	- AUD
11/2024	-	- AUD	-	- AUD
12/2024	-	- AUD	-	- AUD
01/2025	-	- AUD	-	- AUD
02/2025	-	- AUD	-	- AUD
03/2025	-	- AUD	-	- AUD
04/2025	-	- AUD	-	- AUD
05/2025	-	- AUD	-	- AUD
06/2025	-	- AUD	-	- AUD
07/2025	-	- AUD	-	- AUD
08/2025	-	- AUD	-	- AUD
09/2025	-	- AUD	-	- AUD
10/2025	-	- AUD	-	- AUD
11/2025	-	- AUD	-	- AUD
Total	6	141,496.10 AUD		

Net Salvage After Recoveries

Net Salvaged Contracts						
Product Type	Vehicle Status	Number of Contracts	Gross Salvage Loss	Net Salvage Loss	Recoveries After Net Salvage	Net Salvage Loss After Recoveries
Chattel Mortgage	New	2	92,303.08 AUD	47,386.71 AUD	(871.25) AUD	48,257.96 AUD
	Used	1	28,877.00 AUD	5,729.99 AUD	- AUD	5,729.99 AUD
Total Chattel Mortgage		3	121,180.08 AUD	53,116.70 AUD	(871.25) AUD	53,987.95 AUD
Consumer Loan	New	1	60,349.39 AUD	60,349.39 AUD	- AUD	60,349.39 AUD
	Used	2	90,093.43 AUD	28,030.01 AUD	- AUD	28,030.01 AUD
Total Consumer Loan		3	150,442.82 AUD	88,379.40 AUD	- AUD	88,379.40 AUD
Total		6	271,622.90 AUD	141,496.10 AUD	(871.25) AUD	142,367.35 AUD

Prepayments

Period Number	Reporting Period	Unscheduled Payments	Opening Outstanding Discounted Receivables Balance	Periodic CPR	Annualised CPR
0	Poolcut	- AUD	- AUD		
1	11/2021	5,188,258.11 AUD	600,025,098.06 AUD	0.86%	10.03%
2	12/2021	4,579,685.92 AUD	584,284,031.03 AUD	0.78%	8.85%
3	01/2022	2,741,342.02 AUD	568,933,158.93 AUD	0.48%	5.53%
4	02/2022	3,337,851.56 AUD	555,556,298.45 AUD	0.60%	7.56%
5	03/2022	5,445,824.85 AUD	541,478,701.09 AUD	1.01%	11.22%
6	04/2022	4,593,099.08 AUD	524,992,591.30 AUD	0.87%	10.14%
7	05/2022	6,363,116.33 AUD	509,466,787.17 AUD	1.25%	13.76%
8	06/2022	6,297,060.40 AUD	492,432,848.37 AUD	1.28%	14.49%
9	07/2022	5,980,710.84 AUD	475,580,922.30 AUD	1.26%	13.84%
10	08/2022	5,404,312.88 AUD	459,209,842.01 AUD	1.18%	13.01%
11	09/2022	4,751,296.31 AUD	443,615,516.21 AUD	1.07%	12.28%

The annualised Constant Prepayment Rate (CPR) of the underlying receivables is based upon the most recent periodic CPR. Periodic CPR is equal to the total unscheduled principal received in the most recent period divided by the start of period principal balance. This is then annualised as follows:

$$1 - ((1 - \text{Periodic CPR})^{\text{number of periods in a year}})$$

Pool Data I

Down Payments

Total Portfolio						Product Type			
Down Payment	Number of Contracts	Percentage of Contracts	Outstanding Discounted Receivables Balance	Percentage of Balance	Down Payment/ Purchase Price in %	Chattel Mortgage		Consumer Loan	
						Number of Contracts	Outstanding Discounted Receivables Balance	Number of Contracts	Outstanding Discounted Receivables Balance
No Down Payment	2,335	17.70%	78,736,124.23 AUD	18.36%	0.00%	1,592	59,591,629.83 AUD	743	19,144,494.40 AUD
0.01 - 10,000.00	6,533	49.53%	194,295,429.64 AUD	45.31%	10.88%	3,884	126,461,077.18 AUD	2,649	67,834,352.46 AUD
10,000.01 - 20,000.00	2,526	19.15%	80,779,091.10 AUD	18.84%	26.70%	1,614	58,106,173.61 AUD	912	22,672,917.49 AUD
20,000.01 - 30,000.00	934	7.08%	32,366,082.60 AUD	7.55%	35.89%	568	23,137,463.60 AUD	366	9,228,619.00 AUD
30,000.01 - 40,000.00	421	3.19%	15,232,544.48 AUD	3.55%	42.82%	270	11,222,336.62 AUD	151	4,010,207.86 AUD
40,000.01 - 50,000.00	195	1.48%	9,229,654.49 AUD	2.15%	44.36%	129	7,205,415.81 AUD	66	2,024,238.68 AUD
50,000.01 - 60,000.00	102	0.77%	5,560,744.78 AUD	1.30%	45.69%	77	4,838,531.51 AUD	25	722,213.27 AUD
60,000.01 - 70,000.00	53	0.40%	3,615,011.35 AUD	0.84%	46.57%	44	3,357,735.52 AUD	9	257,275.83 AUD
70,000.01 - 80,000.00	24	0.18%	1,391,597.36 AUD	0.32%	49.86%	17	1,103,680.67 AUD	7	287,916.69 AUD
80,000.01 - 90,000.00	16	0.12%	1,054,468.61 AUD	0.25%	54.10%	13	925,718.50 AUD	3	128,750.11 AUD
90,000.01 - 100,000.00	12	0.09%	1,287,922.67 AUD	0.30%	47.60%	8	1,070,948.53 AUD	4	216,974.14 AUD
100,000.01 - 110,000.00	8	0.06%	919,566.39 AUD	0.21%	45.16%	8	919,566.39 AUD	-	- AUD
110,000.01 - 120,000.00	5	0.04%	653,504.96 AUD	0.15%	48.81%	5	653,504.96 AUD	-	- AUD
120,000.01 - 130,000.00	6	0.05%	697,233.54 AUD	0.16%	52.46%	3	481,090.10 AUD	3	216,143.44 AUD
130,000.01 - 140,000.00	4	0.03%	550,000.40 AUD	0.13%	47.99%	4	550,000.40 AUD	-	- AUD
140,000.01 - 150,000.00	-	0.00%	- AUD	0.00%	-	-	- AUD	-	- AUD
> 150,000.00	16	0.12%	2,438,323.91 AUD	0.57%	63.55%	15	2,334,271.70 AUD	1	104,052.21 AUD
Total	13,190	100.00%	428,807,300.51 AUD	100.00%	19.55%	8,251	301,959,144.93 AUD	4,939	126,848,155.58 AUD

Statistics Down Payments	
Minimum Down Payment	- AUD
Maximum Down Payment	630,000.00 AUD
Weighted Average Down Payment (Customers that made a Down Payment)	16,709.59 AUD
Weighted Average Down Payment	13,641.43 AUD

Type of Payment

Total Portfolio				
Type of Payment	Number of Contracts	Percentage of Contracts	Outstanding Discounted Receivables Balance	Percentage of Balance
Direct Debit	12,970	98.33%	421,533,219.23 AUD	98.30%
Other	220	1.67%	7,274,081.28 AUD	1.70%
Total	13,190	100.00%	428,807,300.51 AUD	100.00%

Product Type			
Chattel Mortgage		Consumer Loan	
Number of Contracts	Outstanding Discounted Receivables Balance	Number of Contracts	Outstanding Discounted Receivables Balance
8,111	296,741,081	4,859	124,792,138
140	5,218,064	80	2,056,017
8,251	301,959,144.93 AUD	4,939	126,848,155.58 AUD

Pool Data I

Down Payments

Total Portfolio						Balloon				Vehicle Status			
Down Payment	Number of Contracts	Percentage of Contracts	Outstanding Discounted Receivables Balance	Percentage of Balance	Down Payment/ Purchase Price in %	Balloon		No Balloon		New		Used	
						Number of Contracts	Outstanding Discounted Receivables Balance	Number of Contracts	Outstanding Discounted Receivables Balance	Number of Contracts	Outstanding Discounted Receivables Balance	Number of Contracts	Outstanding Discounted Receivables Balance
No Down Payment	2,335	17.70%	78,736,124.23 AUD	18.36%	0.00%	790	40,091,957.63 AUD	1,545	38,644,166.60 AUD	1,552	62,407,501.13 AUD	783	16,328,623.10 AUD
0.01 - 10,000.00	6,533	49.53%	194,295,429.64 AUD	45.31%	10.88%	1,707	77,516,400.04 AUD	4,826	116,779,029.60 AUD	4,439	147,264,363.03 AUD	2,094	47,031,066.61 AUD
10,000.01 - 20,000.00	2,526	19.15%	80,779,091.10 AUD	18.84%	26.70%	692	34,028,254.16 AUD	1,834	46,750,836.94 AUD	1,905	64,292,434.03 AUD	621	16,486,657.07 AUD
20,000.01 - 30,000.00	934	7.08%	32,366,082.60 AUD	7.55%	35.89%	261	15,642,073.80 AUD	673	16,724,008.80 AUD	766	27,002,060.15 AUD	168	5,364,022.45 AUD
30,000.01 - 40,000.00	421	3.19%	15,232,544.48 AUD	3.55%	42.82%	109	7,092,416.98 AUD	312	8,140,127.50 AUD	358	13,246,968.44 AUD	63	1,985,576.04 AUD
40,000.01 - 50,000.00	195	1.48%	9,229,654.49 AUD	2.15%	44.36%	65	5,471,431.82 AUD	130	3,758,222.67 AUD	161	7,477,075.75 AUD	34	1,752,578.74 AUD
50,000.01 - 60,000.00	102	0.77%	5,560,744.78 AUD	1.30%	45.69%	40	3,584,373.43 AUD	62	1,976,371.35 AUD	93	5,133,408.47 AUD	9	427,336.31 AUD
60,000.01 - 70,000.00	53	0.40%	3,615,011.35 AUD	0.84%	46.57%	23	2,369,090.44 AUD	30	1,245,920.91 AUD	46	3,072,754.40 AUD	7	542,256.95 AUD
70,000.01 - 80,000.00	24	0.18%	1,391,597.36 AUD	0.32%	49.86%	8	646,113.98 AUD	16	745,483.38 AUD	23	1,266,562.73 AUD	1	125,034.63 AUD
80,000.01 - 90,000.00	16	0.12%	1,054,468.61 AUD	0.25%	54.10%	5	608,303.64 AUD	11	446,164.97 AUD	15	986,629.70 AUD	1	67,838.91 AUD
90,000.01 - 100,000.00	12	0.09%	1,287,922.67 AUD	0.30%	47.60%	6	885,982.94 AUD	6	401,939.73 AUD	10	1,173,004.56 AUD	2	114,918.11 AUD
100,000.01 - 110,000.00	8	0.06%	919,566.39 AUD	0.21%	45.16%	2	405,024.59 AUD	6	514,541.80 AUD	6	634,014.36 AUD	2	285,552.03 AUD
110,000.01 - 120,000.00	5	0.04%	653,504.96 AUD	0.15%	48.81%	4	613,760.91 AUD	1	39,744.05 AUD	4	536,430.22 AUD	1	117,074.74 AUD
120,000.01 - 130,000.00	6	0.05%	697,233.54 AUD	0.16%	52.46%	4	625,763.18 AUD	2	71,470.36 AUD	5	512,114.36 AUD	1	185,119.18 AUD
130,000.01 - 140,000.00	4	0.03%	550,000.40 AUD	0.13%	47.99%	3	490,252.09 AUD	1	59,748.31 AUD	4	550,000.40 AUD	-	- AUD
140,000.01 - 150,000.00	-	0.00%	- AUD	0.00%	0.00%	-	- AUD	-	- AUD	-	- AUD	-	- AUD
> 150,000.00	16	0.12%	2,438,323.91 AUD	0.57%	63.55%	12	2,102,321.86 AUD	4	336,002.05 AUD	14	2,283,615.50 AUD	2	154,708.41 AUD
Total	13,190	100.00%	428,807,300.51 AUD	100.00%	19.55%	3,731	192,173,521.49 AUD	9,459	236,633,779.02 AUD	9,401	337,838,937.23 AUD	3,789	90,968,363.28 AUD

Statistics Down Payments	
Minimum Down Payment	- AUD
Maximum Down Payment	630,000.00 AUD
Weighted Average Down Payment (Customers that made a Down Payment)	16,709.59 AUD
Weighted Average Down Payment	13,641.43 AUD

Type of Payment

Total Portfolio				
Type of Payment	Number of Contracts	Percentage of Contracts	Outstanding Discounted Receivables Balance	Percentage of Balance
Direct Debit	12,970	98.33%	421,533,219.23 AUD	98.30%
Other	220	1.67%	7,274,081.28 AUD	1.70%
Total	13,190	100.00%	428,807,300.51 AUD	100.00%

Balloon				Vehicle Status			
Balloon		No Balloon		New		Used	
Number of Contracts	Outstanding Discounted Receivables Balance	Number of Contracts	Outstanding Discounted Receivables Balance	Number of Contracts	Outstanding Discounted Receivables Balance	Number of Contracts	Outstanding Discounted Receivables Balance
3,670	188,650,693	9,300	232,882,526	9,252	332,273,291	3,718	89,259,928
61	3,522,829	159	3,751,253	149	5,565,646	71	1,708,436
3,731	192,173,521.49 AUD	9,459	236,633,779.02 AUD	9,401	337,838,937.23 AUD	3,789	90,968,363.28 AUD

Pool Data II

Distribution of Contracts and Vehicles per Borrower

Number of Contracts Per Borrower	Number of Customers	Percentage of Customers	Number of Contracts	Percentage of Contracts	Outstanding Discounted Receivables Balance	Percentage of Balance
1	15,591	99.14%	12,975	98.15%	511,444,645.11 AUD	98.27%
2	129	0.82%	226	1.71%	8,616,800.34 AUD	1.66%
3	6	0.04%	18	0.14%	372,819.99 AUD	0.07%
4	-	0.00%	-	0.00%	- AUD	0.00%
5	-	0.00%	-	0.00%	- AUD	0.00%
6 - 10	-	0.00%	-	0.00%	- AUD	0.00%
> 10	-	0.00%	-	0.00%	- AUD	0.00%
Total	15,726	100.00%	13,219	100.00%	520,434,265.44 AUD	100.00%

Top 20 Borrower

Ranking	Outstanding Discounted Receivables Balance	Percentage of Overall Balance	Number of Contracts
1	607,116.08 AUD	0.14158 %	1
2	379,395.42 AUD	0.08848 %	1
3	379,395.42 AUD	0.08848 %	1
4	371,530.80 AUD	0.08664 %	1
5	371,530.80 AUD	0.08664 %	1
6	358,688.40 AUD	0.08365 %	1
7	353,977.61 AUD	0.08255 %	1
8	338,220.97 AUD	0.07887 %	1
9	325,223.79 AUD	0.07584 %	1
10	325,223.79 AUD	0.07584 %	1
11	311,175.89 AUD	0.07257 %	1
12	309,288.13 AUD	0.07213 %	1
13	275,632.53 AUD	0.06428 %	1
14	263,398.23 AUD	0.06143 %	1
15	261,351.51 AUD	0.06095 %	1
16	258,956.37 AUD	0.06039 %	1
17	257,359.61 AUD	0.06002 %	1
18	253,872.79 AUD	0.05920 %	1
19	250,340.33 AUD	0.05838 %	1
20	242,800.34 AUD	0.05662 %	1
	6,494,478.81 AUD	1.51454 %	20

Pool Data III

Distribution by Outstanding Discounted Receivables Balance

Total Portfolio					Product Type			
Distribution by Outstanding Discounted Receivables Balance	Number of Contracts	Percentage of Contracts	Outstanding Discounted Receivables Balance	Percentage of Balance	Chattel Mortgage		Consumer Loan	
					Number of Contracts	Outstanding Discounted Receivables Balance	Number of Contracts	Outstanding Discounted Receivables Balance
0.00 - 10,000.00	1,247	9.45%	7,145,430.06 AUD	1.67%	584	3,381,315.82 AUD	663	3,764,114.24 AUD
10,000.01 - 20,000.00	2,971	22.52%	45,889,070.49 AUD	10.70%	1,536	23,862,702.26 AUD	1,435	22,026,368.23 AUD
20,000.01 - 30,000.00	3,233	24.51%	80,173,848.94 AUD	18.70%	1,910	47,531,744.39 AUD	1,323	32,642,104.55 AUD
30,000.01 - 40,000.00	2,406	18.24%	83,514,054.51 AUD	19.48%	1,634	56,645,277.92 AUD	772	26,868,776.59 AUD
40,000.01 - 50,000.00	1,400	10.61%	62,352,896.68 AUD	14.54%	1,008	45,005,295.38 AUD	392	17,347,601.30 AUD
50,000.01 - 60,000.00	702	5.32%	38,274,682.93 AUD	8.93%	525	28,618,946.28 AUD	177	9,655,736.65 AUD
60,000.01 - 70,000.00	389	2.95%	25,112,990.65 AUD	5.86%	319	20,627,282.81 AUD	70	4,485,707.84 AUD
70,000.01 - 80,000.00	245	1.86%	18,349,532.24 AUD	4.28%	210	15,737,210.95 AUD	35	2,612,321.29 AUD
80,000.01 - 90,000.00	171	1.30%	14,439,414.82 AUD	3.37%	144	12,136,946.73 AUD	27	2,302,468.09 AUD
90,000.01 - 100,000.00	128	0.97%	12,080,514.46 AUD	2.82%	111	10,462,109.39 AUD	17	1,618,405.07 AUD
100,000.01 - 110,000.00	85	0.64%	8,903,258.52 AUD	2.08%	72	7,563,037.49 AUD	13	1,340,221.03 AUD
110,000.01 - 120,000.00	57	0.43%	6,517,386.56 AUD	1.52%	52	5,941,711.14 AUD	5	575,675.42 AUD
120,000.01 - 130,000.00	41	0.31%	5,073,489.92 AUD	1.18%	38	4,701,121.80 AUD	3	372,368.12 AUD
130,000.01 - 140,000.00	26	0.20%	3,497,841.70 AUD	0.82%	24	3,230,644.22 AUD	2	267,197.48 AUD
140,000.01 - 150,000.00	18	0.14%	2,598,649.34 AUD	0.61%	17	2,453,976.26 AUD	1	144,673.08 AUD
> 150,000.00	71	0.54%	14,884,238.69 AUD	3.47%	67	14,059,822.09 AUD	4	824,416.60 AUD
Total	13,190	100.00%	428,807,300.51 AUD	100.00%	8,251	301,959,144.93 AUD	4,939	126,848,155.58 AUD

Statistics Outstanding Discounted Receivables Balance	
Minimum Outstanding Discounted Receivables Balance	- AUD
Maximum Outstanding Discounted Receivables Balance	607,116.08 AUD
Average Outstanding Discounted Receivables Balance	32,510.03 AUD

Distribution by Original Balance

Total Portfolio					Product Type			
Distribution by Original Balance	Number of Contracts	Percentage of Contracts	Outstanding Discounted Receivables Balance	Percentage of Balance	Chattel Mortgage		Consumer Loan	
					Number of Contracts	Outstanding Discounted Receivables Balance	Number of Contracts	Outstanding Discounted Receivables Balance
0.00 - 10,000.00	90	0.68%	346,463.72 AUD	0.08%	34	122,758.77 AUD	56	223,704.95 AUD
10,000.01 - 20,000.00	1,283	9.73%	12,168,482.62 AUD	2.84%	569	5,461,310.36 AUD	714	6,707,172.26 AUD
20,000.01 - 30,000.00	2,667	20.22%	43,978,812.84 AUD	10.26%	1,362	22,625,270.79 AUD	1,305	21,353,542.05 AUD
30,000.01 - 40,000.00	2,715	20.58%	64,071,459.26 AUD	14.94%	1,561	36,928,843.25 AUD	1,154	27,142,616.01 AUD
40,000.01 - 50,000.00	2,080	15.77%	65,484,563.41 AUD	15.27%	1,376	43,121,515.98 AUD	704	22,363,047.43 AUD
50,000.01 - 60,000.00	1,595	12.09%	60,604,331.94 AUD	14.13%	1,144	43,421,390.73 AUD	451	17,182,941.21 AUD
60,000.01 - 70,000.00	1,040	7.88%	47,209,168.48 AUD	11.01%	753	34,039,629.10 AUD	287	13,169,539.38 AUD
70,000.01 - 80,000.00	527	4.00%	28,204,061.44 AUD	6.58%	418	22,445,703.78 AUD	109	5,758,357.66 AUD
80,000.01 - 90,000.00	293	2.22%	18,553,370.24 AUD	4.33%	243	15,483,350.29 AUD	50	3,070,019.95 AUD
90,000.01 - 100,000.00	200	1.52%	13,859,428.18 AUD	3.23%	175	12,066,480.77 AUD	25	1,792,947.41 AUD
100,000.01 - 110,000.00	222	1.68%	17,378,774.56 AUD	4.05%	192	15,065,836.96 AUD	30	2,312,937.60 AUD
110,000.01 - 120,000.00	101	0.77%	8,538,529.54 AUD	1.99%	90	7,561,937.38 AUD	11	976,592.16 AUD
120,000.01 - 130,000.00	91	0.69%	8,741,800.96 AUD	2.04%	70	6,800,547.77 AUD	21	1,941,253.19 AUD
130,000.01 - 140,000.00	70	0.53%	7,439,084.32 AUD	1.73%	63	6,684,006.74 AUD	7	755,077.58 AUD
140,000.01 - 150,000.00	50	0.38%	5,604,990.49 AUD	1.31%	47	5,265,153.15 AUD	3	339,837.34 AUD
> 150,000.00	166	1.26%	26,623,978.51 AUD	6.21%	154	24,865,409.11 AUD	12	1,758,569.40 AUD
Total	13,190	100.00%	428,807,300.51 AUD	100.00%	8,251	301,959,144.93 AUD	4,939	126,848,155.58 AUD

Statistics	
Minimum Original Balance	5,392.89 AUD
Maximum Original Balance	670,450.00 AUD
Weighted Average Original Receivables Balance (by ODRB)	69,855.09 AUD

Pool Data III

Distribution by Outstanding Discounted Receivables Balance

Total Portfolio					Balloon				Vehicle Status			
Distribution by Outstanding Discounted Receivables Balance	Number of Contracts	Percentage of Contracts	Outstanding Discounted Receivables Balance	Percentage of Balance	Balloon		No Balloon		New		Used	
					Number of Contracts	Outstanding Discounted Receivables Balance	Number of Contracts	Outstanding Discounted Receivables Balance	Number of Contracts	Outstanding Discounted Receivables Balance	Number of Contracts	Outstanding Discounted Receivables Balance
0.00 - 10,000.00	1,247	9.45%	7,145,430.06 AUD	1.67%	33	201,967.89 AUD	1,214	6,943,462.17 AUD	551	3,037,769.42 AUD	696	4,107,660.64 AUD
10,000.01 - 20,000.00	2,971	22.52%	45,889,070.49 AUD	10.70%	207	3,305,836.36 AUD	2,764	42,583,234.13 AUD	1,744	27,499,933.89 AUD	1,227	18,389,136.60 AUD
20,000.01 - 30,000.00	3,233	24.51%	80,173,848.94 AUD	18.70%	577	14,760,784.38 AUD	2,656	65,413,064.56 AUD	2,354	58,556,835.06 AUD	879	21,617,013.88 AUD
30,000.01 - 40,000.00	2,406	18.24%	83,514,054.51 AUD	19.48%	826	28,989,868.70 AUD	1,580	54,524,185.81 AUD	1,915	66,575,096.41 AUD	491	16,938,958.10 AUD
40,000.01 - 50,000.00	1,400	10.61%	62,352,896.68 AUD	14.54%	698	31,316,444.81 AUD	702	31,036,451.87 AUD	1,169	52,094,535.49 AUD	231	10,258,361.19 AUD
50,000.01 - 60,000.00	702	5.32%	38,274,682.93 AUD	8.93%	428	23,394,119.48 AUD	274	14,880,563.45 AUD	600	32,692,579.44 AUD	102	5,582,103.49 AUD
60,000.01 - 70,000.00	389	2.95%	25,112,990.65 AUD	5.86%	268	17,324,175.60 AUD	121	7,788,815.05 AUD	319	20,546,723.75 AUD	70	4,566,266.90 AUD
70,000.01 - 80,000.00	245	1.86%	18,349,532.24 AUD	4.28%	186	13,926,859.15 AUD	59	4,422,673.09 AUD	212	15,910,169.13 AUD	33	2,439,363.11 AUD
80,000.01 - 90,000.00	171	1.30%	14,439,414.82 AUD	3.37%	137	11,583,535.81 AUD	34	2,855,879.01 AUD	152	12,857,473.89 AUD	19	1,581,940.93 AUD
90,000.01 - 100,000.00	128	0.97%	12,080,514.46 AUD	2.82%	106	10,025,720.21 AUD	22	2,054,794.25 AUD	120	11,329,631.51 AUD	8	750,882.95 AUD
100,000.01 - 110,000.00	85	0.64%	8,903,258.52 AUD	2.08%	75	7,848,446.64 AUD	10	1,054,811.88 AUD	79	8,273,957.89 AUD	6	629,300.63 AUD
110,000.01 - 120,000.00	57	0.43%	6,517,386.56 AUD	1.52%	53	6,060,474.60 AUD	4	456,911.96 AUD	52	5,950,234.83 AUD	5	567,151.73 AUD
120,000.01 - 130,000.00	41	0.31%	5,073,489.92 AUD	1.18%	34	4,200,566.76 AUD	7	872,923.16 AUD	36	4,460,192.02 AUD	5	613,297.90 AUD
130,000.01 - 140,000.00	26	0.20%	3,497,841.70 AUD	0.82%	23	3,089,150.49 AUD	3	408,691.21 AUD	23	3,091,078.27 AUD	3	406,763.43 AUD
140,000.01 - 150,000.00	18	0.14%	2,598,649.34 AUD	0.61%	13	1,880,265.74 AUD	5	718,383.60 AUD	14	2,028,728.89 AUD	4	569,920.45 AUD
> 150,000.00	71	0.54%	14,884,238.69 AUD	3.47%	67	14,265,304.87 AUD	4	618,933.82 AUD	61	12,933,997.34 AUD	10	1,950,241.35 AUD
Total	13,190	100.00%	428,807,300.51 AUD	100.00%	3,731	192,173,521.49 AUD	9,459	236,633,779.02 AUD	9,401	337,838,937.23 AUD	3,789	90,968,363.28 AUD

Statistics Outstanding Discounted Receivables Balance	
Minimum Outstanding Discounted Receivables Balance	- AUD
Maximum Outstanding Discounted Receivables Balance	607,116.08 AUD
Average Outstanding Discounted Receivables Balance	32,510.03 AUD

Distribution by Original Balance

Total Portfolio					Balloon				Vehicle Status			
Distribution by Original Balance	Number of Contracts	Percentage of Contracts	Outstanding Discounted Receivables Balance	Percentage of Balance	Balloon		No Balloon		New		Used	
					Number of Contracts	Outstanding Discounted Receivables Balance	Number of Contracts	Outstanding Discounted Receivables Balance	Number of Contracts	Outstanding Discounted Receivables Balance	Number of Contracts	Outstanding Discounted Receivables Balance
0.00 - 10,000.00	90	0.68%	346,463.72 AUD	0.08%	-	- AUD	90	346,463.72 AUD	14	60,488.54 AUD	76	285,975.18 AUD
10,000.01 - 20,000.00	1,283	9.73%	12,168,482.62 AUD	2.84%	40	509,655.99 AUD	1,243	11,658,826.63 AUD	424	4,175,640.66 AUD	859	7,992,841.96 AUD
20,000.01 - 30,000.00	2,667	20.22%	43,978,812.84 AUD	10.26%	227	4,355,178.05 AUD	2,440	39,623,634.79 AUD	1,620	26,683,251.83 AUD	1,047	17,295,561.01 AUD
30,000.01 - 40,000.00	2,715	20.58%	64,071,459.26 AUD	14.94%	525	14,058,362.86 AUD	2,190	50,013,096.40 AUD	1,941	45,613,076.38 AUD	774	18,458,382.88 AUD
40,000.01 - 50,000.00	2,080	15.77%	65,484,563.41 AUD	15.27%	653	22,343,834.15 AUD	1,427	43,140,729.26 AUD	1,629	50,715,467.84 AUD	451	14,769,095.57 AUD
50,000.01 - 60,000.00	1,595	12.09%	60,604,331.94 AUD	14.13%	643	26,758,874.49 AUD	952	33,845,457.45 AUD	1,363	51,396,620.97 AUD	232	9,207,710.97 AUD
60,000.01 - 70,000.00	1,040	7.88%	47,209,168.48 AUD	11.01%	460	22,689,207.65 AUD	580	24,519,960.83 AUD	907	40,945,087.37 AUD	133	6,264,081.11 AUD
70,000.01 - 80,000.00	527	4.00%	28,204,061.44 AUD	6.58%	302	17,362,651.24 AUD	225	10,841,410.20 AUD	456	24,131,139.41 AUD	71	4,072,922.03 AUD
80,000.01 - 90,000.00	293	2.22%	18,553,370.24 AUD	4.33%	198	13,084,557.19 AUD	95	5,468,813.05 AUD	238	14,986,433.27 AUD	55	3,566,936.97 AUD
90,000.01 - 100,000.00	200	1.52%	13,859,428.18 AUD	3.23%	142	10,409,434.25 AUD	58	3,449,993.93 AUD	176	12,214,309.32 AUD	24	1,645,118.86 AUD
100,000.01 - 110,000.00	222	1.68%	17,378,774.56 AUD	4.05%	154	12,499,981.09 AUD	68	4,878,793.47 AUD	202	15,746,376.49 AUD	20	1,632,398.07 AUD
110,000.01 - 120,000.00	101	0.77%	8,538,529.54 AUD	1.99%	79	6,903,234.88 AUD	22	1,635,294.66 AUD	89	7,619,644.92 AUD	12	918,884.62 AUD
120,000.01 - 130,000.00	91	0.69%	8,741,800.96 AUD	2.04%	69	6,797,171.56 AUD	22	1,944,629.40 AUD	84	8,076,313.73 AUD	7	665,487.23 AUD
130,000.01 - 140,000.00	70	0.53%	7,439,084.32 AUD	1.73%	60	6,529,544.20 AUD	10	909,540.12 AUD	65	6,845,724.10 AUD	5	593,360.22 AUD
140,000.01 - 150,000.00	50	0.38%	5,604,990.49 AUD	1.31%	44	4,995,846.80 AUD	6	609,143.69 AUD	48	5,364,386.08 AUD	2	240,604.41 AUD
> 150,000.00	166	1.26%	26,623,978.51 AUD	6.21%	135	22,875,987.09 AUD	31	3,747,991.42 AUD	145	23,264,976.32 AUD	21	3,359,002.19 AUD
Total	13,190	100.00%	428,807,300.51 AUD	100.00%	3,731	192,173,521.49 AUD	9,459	236,633,779.02 AUD	9,401	337,838,937.23 AUD	3,789	90,968,363.28 AUD

Statistics	
Minimum Original Balance	5,392.89 AUD
Maximum Original Balance	670,450.00 AUD
Weighted Average Original Receivables Balance (by ODRB)	69,855.09 AUD

Pool Data IV

Interest Rate paid by the Receivable Debtor

Interest Rate paid by the Receivable Debtor	Total Portfolio				Product Type			
	Number of Contracts	Percentage of Contracts	Outstanding Discounted Receivables Balance	Percentage of Balance	Chattel Mortgage		Consumer Loan	
					Number of Contracts	Outstanding Discounted Receivables Balance	Number of Contracts	Outstanding Discounted Receivables Balance
0.00%	-	0.00%	- AUD	0.00%	-	- AUD	-	- AUD
0.01% - 1.00%	-	0.00%	- AUD	0.00%	-	- AUD	-	- AUD
1.01% - 2.00%	573	4.34%	17,493,152.04 AUD	4.08%	353	11,975,596.21 AUD	220	5,517,555.83 AUD
2.01% - 3.00%	843	6.39%	37,075,269.03 AUD	8.65%	567	29,867,135.31 AUD	276	7,208,133.72 AUD
3.01% - 4.00%	1,177	8.92%	49,636,921.14 AUD	11.58%	1,168	49,356,573.35 AUD	9	280,347.79 AUD
4.01% - 5.00%	1,390	10.54%	53,337,551.51 AUD	12.44%	1,108	44,591,655.82 AUD	282	8,745,895.69 AUD
5.01% - 6.00%	1,897	14.38%	65,663,924.63 AUD	15.31%	1,207	46,060,587.16 AUD	690	19,603,337.47 AUD
6.01% - 7.00%	2,436	18.47%	72,819,233.43 AUD	16.98%	1,066	37,620,450.17 AUD	1,370	35,198,783.26 AUD
7.01% - 8.00%	1,946	14.75%	53,186,019.28 AUD	12.40%	699	23,306,667.68 AUD	1,247	29,879,351.60 AUD
8.01% - 9.00%	1,830	13.87%	52,481,435.89 AUD	12.24%	1,255	38,130,164.23 AUD	575	14,351,271.66 AUD
9.01% - 10.00%	844	6.40%	22,258,619.40 AUD	5.19%	669	17,917,502.09 AUD	175	4,341,117.31 AUD
10.01% - 11.00%	192	1.46%	4,052,966.43 AUD	0.95%	141	2,931,844.58 AUD	51	1,121,121.85 AUD
11.01% - 12.00%	29	0.22%	519,044.51 AUD	0.12%	12	159,962.92 AUD	17	359,081.59 AUD
12.01% - 13.00%	10	0.08%	71,641.89 AUD	0.02%	1	2,262.07 AUD	9	69,379.82 AUD
13.01% - 14.00%	10	0.08%	135,797.95 AUD	0.03%	2	32,347.81 AUD	8	103,450.14 AUD
14.01% - 15.00%	10	0.08%	71,017.61 AUD	0.02%	1	3,556.17 AUD	9	67,461.44 AUD
15.01% - 16.00%	3	0.02%	4,705.77 AUD	0.00%	2	2,839.36 AUD	1	1,866.41 AUD
> 16.00%	-	0.00%	- AUD	0.00%	-	- AUD	-	- AUD
Total	13,190	100.00%	428,807,300.51 AUD	100.00%	8,251	301,959,144.93 AUD	4,939	126,848,155.58 AUD

Statistics Interest Rate	
Minimum Interest Rate Debtor	1.40%
Maximum Interest Rate Debtor	15.24%
Weighted Average Interest Rate Debtor	5.94%

Pool Data IV

Interest Rate paid by the Receivable Debtor

Total Portfolio					Balloon				Vehicle Status			
Interest Rate paid by the Receivable Debtor	Number of Contracts	Percentage of Contracts	Outstanding Discounted Receivables Balance	Percentage of Balance	Balloon		No Balloon		New		Used	
					Number of Contracts	Outstanding Discounted Receivables Balance	Number of Contracts	Outstanding Discounted Receivables Balance	Number of Contracts	Outstanding Discounted Receivables Balance	Number of Contracts	Outstanding Discounted Receivables Balance
0.00%	-	0.00%	- AUD	0.00%	-	- AUD	-	- AUD	-	- AUD	-	- AUD
0.01% - 1.00%	-	0.00%	- AUD	0.00%	-	- AUD	-	- AUD	-	- AUD	-	- AUD
1.01% - 2.00%	573	4.34%	17,493,152.04 AUD	4.08%	185	7,820,060.43 AUD	388	9,673,091.61 AUD	573	17,493,152.04 AUD	-	- AUD
2.01% - 3.00%	843	6.39%	37,075,269.03 AUD	8.65%	368	22,940,829.60 AUD	475	14,134,439.43 AUD	843	37,075,269.03 AUD	-	- AUD
3.01% - 4.00%	1,177	8.92%	49,636,921.14 AUD	11.58%	527	31,109,849.93 AUD	650	18,527,071.21 AUD	1,079	46,498,260.37 AUD	98	3,138,660.77 AUD
4.01% - 5.00%	1,390	10.54%	53,337,551.51 AUD	12.44%	570	30,296,226.15 AUD	820	23,041,325.36 AUD	1,123	44,786,510.40 AUD	267	8,551,041.11 AUD
5.01% - 6.00%	1,897	14.38%	65,663,924.63 AUD	15.31%	644	33,485,061.51 AUD	1,253	32,178,863.12 AUD	1,460	53,969,272.18 AUD	437	11,694,652.45 AUD
6.01% - 7.00%	2,436	18.47%	72,819,233.43 AUD	16.98%	618	29,659,268.34 AUD	1,818	43,159,965.09 AUD	1,733	55,992,231.30 AUD	703	16,827,002.13 AUD
7.01% - 8.00%	1,946	14.75%	53,186,019.28 AUD	12.40%	377	17,191,642.20 AUD	1,569	35,994,377.08 AUD	1,080	33,675,551.66 AUD	866	19,510,467.62 AUD
8.01% - 9.00%	1,830	13.87%	52,481,435.89 AUD	12.24%	315	14,477,820.50 AUD	1,515	38,003,615.39 AUD	1,135	37,297,058.84 AUD	695	15,184,377.05 AUD
9.01% - 10.00%	844	6.40%	22,258,619.40 AUD	5.19%	112	4,753,494.85 AUD	732	17,505,124.55 AUD	319	10,098,871.42 AUD	525	12,159,747.98 AUD
10.01% - 11.00%	192	1.46%	4,052,966.43 AUD	0.95%	12	365,858.08 AUD	180	3,687,108.35 AUD	30	682,631.54 AUD	162	3,370,334.89 AUD
11.01% - 12.00%	29	0.22%	519,044.51 AUD	0.12%	1	31,168.69 AUD	28	487,875.82 AUD	11	145,995.73 AUD	18	373,048.78 AUD
12.01% - 13.00%	10	0.08%	71,641.89 AUD	0.02%	-	- AUD	10	71,641.89 AUD	3	7,671.98 AUD	7	63,969.91 AUD
13.01% - 14.00%	10	0.08%	135,797.95 AUD	0.03%	2	42,241.21 AUD	8	93,556.74 AUD	6	96,223.53 AUD	4	39,574.42 AUD
14.01% - 15.00%	10	0.08%	71,017.61 AUD	0.02%	-	- AUD	10	71,017.61 AUD	4	16,263.51 AUD	6	54,754.10 AUD
15.01% - 16.00%	3	0.02%	4,705.77 AUD	0.00%	-	- AUD	3	4,705.77 AUD	2	3,973.70 AUD	1	732.07 AUD
> 16.00%	-	0.00%	- AUD	0.00%	-	- AUD	-	- AUD	-	- AUD	-	- AUD
Total	13,190	100.00%	428,807,300.51 AUD	100.00%	3,731	192,173,521.49 AUD	9,459	236,633,779.02 AUD	9,401	337,838,937.23 AUD	3,789	90,968,363.28 AUD

Statistics Interest Rate		
Minimum Interest Rate Debtor		1.40%
Maximum Interest Rate Debtor		15.24%
Weighted Average Interest Rate Debtor		5.94%

Pool Data V

Original Term

Total Portfolio					Product Type			
Length of Original Term (months)	Number of Contracts	Percentage of Contracts	Outstanding Discounted Receivables Balance	Percentage of Balance	Chattel Mortgage		Consumer Loan	
					Number of Contracts	Outstanding Discounted Receivables Balance	Number of Contracts	Outstanding Discounted Receivables Balance
0 - 11	-	0.00%	- AUD	0.00%	-	- AUD	-	- AUD
12 - 23	35	0.27%	195,546.01 AUD	0.05%	22	131,579.48 AUD	13	63,966.53 AUD
24 - 35	295	2.24%	2,916,976.96 AUD	0.68%	188	2,265,193.17 AUD	107	651,783.79 AUD
36 - 47	1,463	11.09%	32,239,875.11 AUD	7.52%	1,025	25,807,517.08 AUD	438	6,432,358.03 AUD
48 - 59	1,966	14.91%	59,728,626.39 AUD	13.93%	1,273	43,424,863.48 AUD	693	16,303,762.91 AUD
60 - 71	8,832	66.96%	314,174,313.48 AUD	73.27%	5,743	230,329,991.72 AUD	3,089	83,844,321.76 AUD
> 71	599	4.54%	19,551,962.56 AUD	4.56%	-	- AUD	599	19,551,962.56 AUD
Total	13,190	100.00%	428,807,300.51 AUD	100.00%	8,251	301,959,144.93 AUD	4,939	126,848,155.58 AUD

Statistics Original Term	
Minimum Original Term in months	15
Maximum Original Term in months	84
Weighted Average Original Term month (by ODRB)	57.36

Remaining Term

Total Portfolio					Product Type			
Length of Remaining Term (months)	Number of Contracts	Percentage of Contracts	Outstanding Discounted Receivables Balance	Percentage of Balance	Chattel Mortgage		Consumer Loan	
					Number of Contracts	Outstanding Discounted Receivables Balance	Number of Contracts	Outstanding Discounted Receivables Balance
0 - 11	888	6.73%	8,485,645.80 AUD	1.98%	534	6,270,996.02 AUD	354	2,214,649.78 AUD
12 - 23	1,744	13.22%	39,644,019.28 AUD	9.25%	1,166	30,721,192.35 AUD	578	8,922,826.93 AUD
24 - 35	3,069	23.27%	93,640,333.94 AUD	21.84%	1,948	66,695,770.57 AUD	1,121	26,944,563.37 AUD
36 - 47	6,861	52.02%	263,954,987.23 AUD	61.56%	4,532	194,748,820.47 AUD	2,329	69,206,166.76 AUD
48 - 59	225	1.71%	8,525,156.63 AUD	1.99%	71	3,522,365.52 AUD	154	5,002,791.11 AUD
60 - 71	400	3.03%	14,464,774.99 AUD	3.37%	-	- AUD	400	14,464,774.99 AUD
> 71	3	0.02%	92,382.64 AUD	0.02%	-	- AUD	3	92,382.64 AUD
Total	13,190	100.00%	428,807,300.51 AUD	100.00%	8,251	301,959,144.93 AUD	4,939	126,848,155.58 AUD

Statistics Remaining Term	
Minimum Remaining Term in months	0
Maximum Remaining Term in months	73
Weighted Average Remaining Term in months (by ODRB)	38.38

Distribution by Seasoning

Total Portfolio					Product Type			
Seasoning (months)	Number of Contracts	Percentage of Contracts	Outstanding Discounted Receivables Balance	Percentage of Balance	Chattel Mortgage		Consumer Loan	
					Number of Contracts	Outstanding Discounted Receivables Balance	Number of Contracts	Outstanding Discounted Receivables Balance
0 - 11	48	0.36%	2,300,272.91 AUD	0.54%	40	2,051,289.39 AUD	8	248,983.52 AUD
12 - 23	9,893	75.00%	350,454,683.58 AUD	81.73%	6,316	249,658,143.89 AUD	3,577	100,796,539.69 AUD
24 - 35	2,730	20.70%	69,878,887.64 AUD	16.30%	1,657	46,745,091.92 AUD	1,073	23,133,795.72 AUD
36 - 47	121	0.92%	2,333,318.47 AUD	0.54%	64	1,441,621.69 AUD	57	891,696.78 AUD
48 - 59	378	2.87%	3,707,017.44 AUD	0.86%	173	2,062,982.85 AUD	205	1,644,034.59 AUD
60 - 71	15	0.11%	105,163.68 AUD	0.02%	1	15.19 AUD	14	105,148.49 AUD
> 71	5	0.04%	27,956.79 AUD	0.01%	-	- AUD	5	27,956.79 AUD
Total	13,190	100.00%	428,807,300.51 AUD	100.00%	8,251	301,959,144.93 AUD	4,939	126,848,155.58 AUD

Statistics Seasoning	
Minimum Seasoning in months	4
Maximum Seasoning in months	83
Weighted Average Seasoning Term in months (by ODRB)	19.02

Pool Data V

Original Term

Total Portfolio					Balloon				Vehicle Status			
Length of Original Term (months)	Number of Contracts	Percentage of Contracts	Outstanding Discounted Receivables Balance	Percentage of Balance	Balloon		No Balloon		New		Used	
					Number of Contracts	Outstanding Discounted Receivables Balance	Number of Contracts	Outstanding Discounted Receivables Balance	Number of Contracts	Outstanding Discounted Receivables Balance	Number of Contracts	Outstanding Discounted Receivables Balance
0 - 11	-	0.00%	- AUD	0.00%	-	- AUD	-	- AUD	-	- AUD	-	- AUD
12 - 23	35	0.27%	195,546.01 AUD	0.05%	2	40,322.79 AUD	33	155,223.22 AUD	10	76,302.52 AUD	25	119,243.49 AUD
24 - 35	295	2.24%	2,916,976.96 AUD	0.68%	18	797,645.98 AUD	277	2,119,330.98 AUD	92	1,208,829.86 AUD	203	1,708,147.10 AUD
36 - 47	1,463	11.09%	32,239,875.11 AUD	7.52%	294	12,289,015.92 AUD	1,169	19,950,859.19 AUD	1,016	26,240,121.33 AUD	447	5,999,753.78 AUD
48 - 59	1,966	14.91%	59,728,626.39 AUD	13.93%	578	27,648,627.73 AUD	1,388	32,079,998.66 AUD	1,588	52,766,385.62 AUD	378	6,962,240.77 AUD
60 - 71	8,832	66.96%	314,174,313.48 AUD	73.27%	2,839	151,397,909.07 AUD	5,993	162,776,404.41 AUD	6,290	244,018,663.54 AUD	2,542	70,155,649.94 AUD
> 71	599	4.54%	19,551,962.56 AUD	4.56%	-	- AUD	599	19,551,962.56 AUD	405	13,528,634.36 AUD	194	6,023,328.20 AUD
Total	13,190	100.00%	428,807,300.51 AUD	100.00%	3,731	192,173,521.49 AUD	9,459	236,633,779.02 AUD	9,401	337,838,937.23 AUD	3,789	90,968,363.28 AUD

Statistics Original Term	
Minimum Original Term in months	15
Maximum Original Term in months	84
Weighted Average Original Term month (by ODRB)	57.36

Remaining Term

Total Portfolio					Balloon				Vehicle Status			
Length of Remaining Term (months)	Number of Contracts	Percentage of Contracts	Outstanding Discounted Receivables Balance	Percentage of Balance	Balloon		No Balloon		New		Used	
					Number of Contracts	Outstanding Discounted Receivables Balance	Number of Contracts	Outstanding Discounted Receivables Balance	Number of Contracts	Outstanding Discounted Receivables Balance	Number of Contracts	Outstanding Discounted Receivables Balance
0 - 11	888	6.73%	8,485,645.80 AUD	1.98%	188	4,920,151.50 AUD	700	3,565,494.30 AUD	524	5,900,196.07 AUD	364	2,585,449.73 AUD
12 - 23	1,744	13.22%	39,644,019.28 AUD	9.25%	404	16,265,027.75 AUD	1,340	23,378,991.53 AUD	1,267	32,722,784.35 AUD	477	6,921,234.93 AUD
24 - 35	3,069	23.27%	93,640,333.94 AUD	21.84%	868	42,323,512.45 AUD	2,201	51,316,821.49 AUD	2,233	76,941,181.34 AUD	836	16,699,152.60 AUD
36 - 47	6,861	52.02%	263,954,987.23 AUD	61.56%	2,233	126,462,345.14 AUD	4,628	137,492,642.09 AUD	4,955	206,407,080.95 AUD	1,906	57,547,906.28 AUD
48 - 59	225	1.71%	8,525,156.63 AUD	1.99%	38	2,202,484.65 AUD	187	6,322,671.98 AUD	138	5,469,621.50 AUD	87	3,055,535.13 AUD
60 - 71	400	3.03%	14,464,774.99 AUD	3.37%	-	- AUD	400	14,464,774.99 AUD	282	10,334,028.55 AUD	118	4,130,746.44 AUD
> 71	3	0.02%	92,382.64 AUD	0.02%	-	- AUD	3	92,382.64 AUD	2	64,044.47 AUD	1	28,338.17 AUD
Total	13,190	100.00%	428,807,300.51 AUD	100.00%	3,731	192,173,521.49 AUD	9,459	236,633,779.02 AUD	9,401	337,838,937.23 AUD	3,789	90,968,363.28 AUD

Statistics Remaining Term	
Minimum Remaining Term in months	0
Maximum Remaining Term in months	73
Weighted Average Remaining Term in months (by ODRB)	38.38

Distribution by Seasoning

Total Portfolio					Balloon				Vehicle Status			
Seasoning (months)	Number of Contracts	Percentage of Contracts	Outstanding Discounted Receivables Balance	Percentage of Balance	Balloon		No Balloon		New		Used	
					Number of Contracts	Outstanding Discounted Receivables Balance	Number of Contracts	Outstanding Discounted Receivables Balance	Number of Contracts	Outstanding Discounted Receivables Balance	Number of Contracts	Outstanding Discounted Receivables Balance
0 - 11	48	0.36%	2,300,272.91 AUD	0.54%	17	1,207,145.09 AUD	31	1,093,127.82 AUD	26	1,414,334.38 AUD	22	885,938.53 AUD
12 - 23	9,893	75.00%	350,454,683.58 AUD	81.73%	2,836	156,487,712.89 AUD	7,057	193,966,970.69 AUD	7,102	277,418,021.98 AUD	2,791	73,036,661.60 AUD
24 - 35	2,730	20.70%	69,878,887.64 AUD	16.30%	726	30,527,580.20 AUD	2,004	39,351,307.44 AUD	1,891	54,232,311.65 AUD	839	15,646,575.99 AUD
36 - 47	121	0.92%	2,333,318.47 AUD	0.54%	31	1,277,177.83 AUD	90	1,056,140.64 AUD	90	1,871,231.84 AUD	31	462,086.63 AUD
48 - 59	378	2.87%	3,707,017.44 AUD	0.86%	120	2,673,890.29 AUD	258	1,033,127.15 AUD	279	2,816,130.45 AUD	99	890,886.99 AUD
60 - 71	15	0.11%	105,163.68 AUD	0.02%	1	15.19 AUD	14	105,148.49 AUD	9	64,803.45 AUD	6	40,360.23 AUD
> 71	5	0.04%	27,956.79 AUD	0.01%	-	- AUD	5	27,956.79 AUD	4	22,103.48 AUD	1	5,853.31 AUD
Total	13,190	100.00%	428,807,300.51 AUD	100.00%	3,731	192,173,521.49 AUD	9,459	236,633,779.02 AUD	9,401	337,838,937.23 AUD	3,789	90,968,363.28 AUD

Statistics Seasoning	
Minimum Seasoning in months	4
Maximum Seasoning in months	83
Weighted Average Seasoning Term in months (by ODRB)	19.02

Pool Data VI

Product Type

Total Portfolio					Balloon				Vehicle Status			
Product Type	Number of Contracts	Percentage of Contracts	Outstanding Discounted Receivables Balance	Percentage of Balance	Balloon		No Balloon		New		Used	
					Number of Contracts	Outstanding Discounted Receivables Balance	Number of Contracts	Outstanding Discounted Receivables Balance	Number of Contracts	Outstanding Discounted Receivables Balance	Number of Contracts	Outstanding Discounted Receivables Balance
Chattel Mortgage	8,251	62.55%	301,959,144.93 AUD	70.42%	2,936	158,392,045.31 AUD	5,315	143,567,099.62 AUD	6,129	244,673,773.78 AUD	2,122	57,285,371.15 AUD
Consumer Loan	4,939	37.45%	126,848,155.58 AUD	29.58%	795	33,781,476.18 AUD	4,144	93,066,679.40 AUD	3,272	93,165,163.45 AUD	1,667	33,682,992.13 AUD
Total	13,190	100.00%	428,807,300.51 AUD	100.00%	3,731	192,173,521.49 AUD	9,459	236,633,779.02 AUD	9,401	337,838,937.23 AUD	3,789	90,968,363.28 AUD

Vehicle Status

Total Portfolio					Product Type			
Type of Car	Number of Contracts	Percentage of Contracts	Outstanding Discounted Receivables Balance	Percentage of Balance	Chattel Mortgage		Consumer Loan	
					Number of Contracts	Outstanding Discounted Receivables Balance	Number of Contracts	Outstanding Discounted Receivables Balance
New Vehicles	9,401	71.27%	337,838,937.23 AUD	78.79%	6,129	244,673,773.78 AUD	3,272	93,165,163.45 AUD
Used Vehicles	3,789	28.73%	90,968,363.28 AUD	21.21%	2,122	57,285,371.15 AUD	1,667	33,682,992.13 AUD
Total	13,190	100.00%	428,807,300.51 AUD	100.00%	8,251	301,959,144.93 AUD	4,939	126,848,155.58 AUD

Balloon

Total Portfolio				
Balloon	Number of Contracts	Percentage of Contracts	Outstanding Discounted Receivables Balance	Percentage of Balance
Balloon	3,731	28.29%	192,173,521.49 AUD	44.82%
No Balloon	9,459	71.71%	236,633,779.02 AUD	55.18%
Total	13,190	100.00%	428,807,300.51 AUD	100.00%

Pool Data VII

Distribution by Vehicle Brand and Models

Total Portfolio						Product Type			
Make	Model	Number of Contracts	Percentage of Contracts	Outstanding Discounted Receivables Balance	Percentage of Balance	Chattel Mortgage		Consumer Loan	
						Number of Contracts	Outstanding Discounted Receivables Balance	Number of Contracts	Outstanding Discounted Receivables Balance
Volkswagen Group Vehicles									
AUDI	A1	52	0.39%	1,063,204.49 AUD	0.25%	25	517,170.82 AUD	27	546,033.67 AUD
	A3	274	2.08%	9,029,716.14 AUD	2.11%	125	4,583,864.84 AUD	149	4,445,851.30 AUD
	A4	129	0.98%	4,481,370.33 AUD	1.05%	71	3,018,875.47 AUD	58	1,462,494.86 AUD
	A5	82	0.62%	3,543,738.66 AUD	0.83%	59	2,648,167.85 AUD	23	895,570.81 AUD
	A6	29	0.22%	1,444,016.40 AUD	0.34%	19	1,100,570.01 AUD	10	343,446.39 AUD
	A7	14	0.11%	1,031,820.19 AUD	0.24%	12	980,634.00 AUD	2	51,186.19 AUD
	A8	4	0.03%	169,375.53 AUD	0.04%	3	144,502.03 AUD	1	24,873.50 AUD
	E-TRON	9	0.07%	901,509.44 AUD	0.21%	8	839,267.24 AUD	1	62,242.20 AUD
	Q2	99	0.75%	2,631,784.04 AUD	0.61%	40	1,164,869.68 AUD	59	1,466,914.36 AUD
	Q3	274	2.08%	9,525,980.30 AUD	2.22%	147	5,430,073.00 AUD	127	4,095,907.30 AUD
	Q5	301	2.28%	12,788,661.21 AUD	2.98%	200	8,686,546.36 AUD	101	4,102,114.85 AUD
	Q7	226	1.71%	13,805,978.89 AUD	3.22%	177	11,105,595.83 AUD	49	2,700,383.06 AUD
	Q8	21	0.16%	1,869,080.39 AUD	0.44%	19	1,759,587.91 AUD	2	109,492.48 AUD
	R8	7	0.05%	982,809.43 AUD	0.23%	6	838,136.35 AUD	1	144,673.08 AUD
	TT	11	0.08%	395,145.90 AUD	0.09%	7	327,135.81 AUD	4	68,010.09 AUD
	SubTotal	1,532	11.61%	63,664,191.34 AUD	14.85%	918	43,144,997.20 AUD	614	20,519,194.14 AUD
BENTLEY	BENTAYGA	2	0.02%	496,295.07 AUD	0.12%	2	496,295.07 AUD	-	- AUD
	CONTINENTAL	4	0.03%	546,001.50 AUD	0.13%	3	471,786.70 AUD	1	74,214.80 AUD
	SubTotal	6	0.05%	1,042,296.57 AUD	0.24%	5	968,081.77 AUD	1	74,214.80 AUD
LAMBORGHINI	AVENTADOR	1	0.01%	338,220.97 AUD	0.08%	1	338,220.97 AUD	-	- AUD
	HURACAN	3	0.02%	909,471.28 AUD	0.21%	3	909,471.28 AUD	-	- AUD
	URUS	2	0.02%	600,856.32 AUD	0.14%	1	325,223.79 AUD	1	275,632.53 AUD
	SubTotal	6	0.05%	1,848,548.57 AUD	0.43%	5	1,572,916.04 AUD	1	275,632.53 AUD
PORSCHE	BOXSTER	9	0.07%	998,663.05 AUD	0.23%	9	998,663.05 AUD	-	- AUD
	CARRERA / 911	23	0.17%	4,541,936.67 AUD	1.06%	21	4,306,193.29 AUD	2	235,743.38 AUD
	CAYENNE	81	0.61%	7,312,746.46 AUD	1.71%	73	6,897,559.49 AUD	8	415,186.97 AUD
	CAYMAN	1	0.01%	85,277.09 AUD	0.02%	-	- AUD	1	85,277.09 AUD
	MACAN	108	0.82%	7,938,947.44 AUD	1.85%	100	7,282,260.08 AUD	8	656,687.36 AUD
	PANAMERA	-	0.00%	- AUD	0.00%	-	- AUD	-	- AUD
	TAYCAN	13	0.10%	2,254,147.12 AUD	0.53%	13	2,254,147.12 AUD	-	- AUD
	SubTotal	235	1.78%	23,131,717.83 AUD	5.39%	216	21,738,823.03 AUD	19	1,392,894.80 AUD
SKODA	FABIA	40	0.30%	579,114.17 AUD	0.14%	11	204,240.42 AUD	29	374,873.75 AUD
	KAROQ	54	0.41%	1,253,242.99 AUD	0.29%	20	455,121.24 AUD	34	798,121.75 AUD
	KODIAQ	104	0.79%	3,404,587.64 AUD	0.79%	41	1,434,979.77 AUD	63	1,969,607.87 AUD
	KAMIQ	69	0.52%	1,442,041.45 AUD	0.34%	17	323,203.82 AUD	52	1,118,837.63 AUD
	SCALA	41	0.31%	875,018.79 AUD	0.20%	12	273,710.52 AUD	29	601,308.27 AUD
	OCTAVIA	107	0.81%	2,387,496.50 AUD	0.56%	23	510,863.42 AUD	84	1,876,633.08 AUD
	RAPID	1	0.01%	7,267.07 AUD	0.00%	-	- AUD	1	7,267.07 AUD
	SUPERB	25	0.19%	744,098.88 AUD	0.17%	12	417,994.34 AUD	13	326,104.54 AUD
	SubTotal	441	3.34%	10,692,867.49 AUD	2.49%	136	3,620,113.53 AUD	305	7,072,753.96 AUD
VOLKSWAGEN	AMAROK	773	5.86%	24,819,872.67 AUD	5.79%	598	19,700,101.29 AUD	175	5,119,771.38 AUD
	ARTEON	7	0.05%	237,465.50 AUD	0.06%	3	90,440.71 AUD	4	147,024.79 AUD
	CADDY	100	0.76%	1,890,829.74 AUD	0.44%	91	1,780,142.98 AUD	9	110,686.76 AUD
	CARAVELLE	4	0.03%	114,117.53 AUD	0.03%	3	80,825.45 AUD	1	33,292.08 AUD
	CRAFTER	136	1.03%	4,371,628.95 AUD	1.02%	133	4,253,745.62 AUD	3	117,883.33 AUD
	GOLF	423	3.21%	8,204,169.95 AUD	1.91%	155	3,298,149.77 AUD	268	4,906,020.18 AUD
	JETTA	12	0.09%	61,841.67 AUD	0.01%	2	10,168.30 AUD	10	51,673.37 AUD
	MULTIVAN	39	0.30%	1,518,324.99 AUD	0.35%	23	945,758.86 AUD	16	572,566.13 AUD
	NEW BEETLE	4	0.03%	44,027.19 AUD	0.01%	1	16,432.23 AUD	3	27,594.96 AUD
	PASSAT	44	0.33%	1,000,235.03 AUD	0.23%	18	350,842.25 AUD	26	649,392.78 AUD
	POLO	172	1.30%	2,381,721.02 AUD	0.56%	54	754,193.22 AUD	118	1,627,527.80 AUD
	SCIROCCO	2	0.02%	35,140.83 AUD	0.01%	-	- AUD	2	35,140.83 AUD
	T-CROSS	166	1.26%	3,473,454.08 AUD	0.81%	49	1,058,900.68 AUD	117	2,414,553.40 AUD
	T-ROC	103	0.78%	2,784,450.68 AUD	0.65%	32	950,347.67 AUD	71	1,834,103.01 AUD
	TIGUAN	572	4.34%	15,881,211.53 AUD	3.70%	260	7,870,694.97 AUD	312	8,010,516.56 AUD
	TOUAREG	90	0.68%	4,727,442.18 AUD	1.10%	68	3,838,399.96 AUD	22	889,042.22 AUD

Pool Data VII

Distribution by Vehicle Brand and Models

Total Portfolio						Product Type			
Make	Model	Number of Contracts	Percentage of Contracts	Outstanding Discounted Receivables Balance	Percentage of Balance	Chattel Mortgage		Consumer Loan	
						Number of Contracts	Outstanding Discounted Receivables Balance	Number of Contracts	Outstanding Discounted Receivables Balance
	TRANSPORTER	128	0.97%	3,817,308.97 AUD	0.89%	112	3,223,015.83 AUD	16	594,293.14 AUD
	UP!	-	0.00%	- AUD	0.00%	-	- AUD	-	- AUD
	SubTotal	2,775	21.04%	75,363,242.51 AUD	17.58%	1,602	48,222,159.79 AUD	1,173	27,141,082.72 AUD
Volkswagen Group Vehicles	SubTotal	4,995	37.87%	175,742,864.31 AUD	40.98%	2,882	119,267,091.36 AUD	2,113	56,475,772.95 AUD

Pool Data VII

Distribution by Vehicle Brand and Models

Total Portfolio						Balloon				Vehicle Status			
Make	Model	Number of Contracts	Percentage of Contracts	Outstanding Discounted Receivables Balance	Percentage of Balance	Balloon		No Balloon		New		Used	
						Number of Contracts	Outstanding Discounted Receivables Balance	Number of Contracts	Outstanding Discounted Receivables Balance	Number of Contracts	Outstanding Discounted Receivables Balance	Number of Contracts	Outstanding Discounted Receivables Balance
	TRANSPORTER	128	0.97%	3,817,308.97 AUD	0.89%	41	1,675,360.81 AUD	87	2,141,948.16 AUD	105	3,471,731.46 AUD	23	345,577.51 AUD
	UP!	-	0.00%	- AUD	0.00%	-	- AUD	-	- AUD	-	- AUD	-	- AUD
	SubTotal	2,775	21.04%	75,363,242.51 AUD	17.58%	796	30,128,470.42 AUD	1,979	45,234,772.09 AUD	2,256	66,016,681.08 AUD	519	9,346,561.43 AUD
Volkswagen Group Vehicles	SubTotal	4,995	37.87%	175,742,864.31 AUD	40.98%	1,722	92,453,215.44 AUD	3,273	83,289,648.87 AUD	3,915	149,435,498.03 AUD	1,080	26,307,366.28 AUD

Pool Data VII

Distribution by Vehicle Brand and Models

Total Portfolio						Product Type			
Make	Model	Number of Contracts	Percentage of Contracts	Outstanding Discounted Receivables Balance	Percentage of Balance	Chattel Mortgage		Consumer Loan	
						Number of Contracts	Outstanding Discounted Receivables Balance	Number of Contracts	Outstanding Discounted Receivables Balance
Other Vehicles									
ABARTH		13	0.10%	319,776.97 AUD	0.07%	10	244,902.48 AUD	3	74,874.49 AUD
ALFA ROMEO		30	0.23%	1,191,459.12 AUD	0.28%	15	574,315.77 AUD	15	617,143.35 AUD
ASTON MARTIN		6	0.05%	983,054.34 AUD	0.23%	6	983,054.34 AUD	-	- AUD
BMW		141	1.07%	6,149,617.78 AUD	1.43%	110	5,253,872.78 AUD	31	895,745.00 AUD
CHEVROLET		27	0.20%	1,936,730.31 AUD	0.45%	24	1,732,373.38 AUD	3	204,356.93 AUD
CHRYSLER		5	0.04%	148,412.26 AUD	0.03%	2	97,564.37 AUD	3	50,847.89 AUD
CITROEN		6	0.05%	55,167.59 AUD	0.01%	5	51,403.76 AUD	1	3,763.83 AUD
DODGE		2	0.02%	16,275.53 AUD	0.00%	1	5,025.92 AUD	1	11,249.61 AUD
FERRARI		1	0.01%	181,622.83 AUD	0.04%	-	- AUD	1	181,622.83 AUD
FIAT		15	0.11%	307,379.60 AUD	0.07%	10	231,107.94 AUD	5	76,271.66 AUD
FORD		899	6.82%	30,678,351.09 AUD	7.15%	702	24,949,505.89 AUD	197	5,728,845.20 AUD
GENESIS		3	0.02%	200,540.31 AUD	0.05%	3	200,540.31 AUD	-	- AUD
GM		1	0.01%	70,432.16 AUD	0.02%	1	70,432.16 AUD	-	- AUD
GREAT WALL		18	0.14%	287,336.58 AUD	0.07%	12	195,686.55 AUD	6	91,650.03 AUD
GWM		54	0.41%	1,487,598.12 AUD	0.35%	39	1,012,585.00 AUD	15	475,013.12 AUD
HAVAL		61	0.46%	1,354,486.41 AUD	0.32%	33	709,503.74 AUD	28	644,982.67 AUD
HINO		1	0.01%	42,885.70 AUD	0.01%	1	42,885.70 AUD	-	- AUD
HOLDEN		302	2.29%	5,910,156.84 AUD	1.38%	158	3,227,300.52 AUD	144	2,682,856.32 AUD
HONDA		241	1.83%	4,980,056.78 AUD	1.16%	127	2,850,684.59 AUD	114	2,129,372.19 AUD
HYUNDAI		640	4.85%	13,726,645.97 AUD	3.20%	329	7,671,982.57 AUD	311	6,054,663.40 AUD
INFINITI		2	0.02%	32,374.21 AUD	0.01%	2	32,374.21 AUD	-	- AUD
ISUZU		277	2.10%	8,943,739.93 AUD	2.09%	194	6,172,723.22 AUD	83	2,771,016.71 AUD
JAGUAR		90	0.68%	4,350,823.73 AUD	1.01%	65	3,356,112.44 AUD	25	994,711.29 AUD
JEEP		142	1.08%	4,785,188.07 AUD	1.12%	94	3,517,506.29 AUD	48	1,267,681.78 AUD
KIA		381	2.89%	8,667,813.90 AUD	2.02%	222	5,613,778.02 AUD	159	3,054,035.88 AUD
LAND ROVER		557	4.22%	36,010,094.79 AUD	8.40%	421	28,912,654.19 AUD	136	7,097,440.60 AUD
LDV		247	1.87%	6,005,608.85 AUD	1.40%	214	5,166,487.84 AUD	33	839,121.01 AUD
LEXUS		11	0.08%	400,294.50 AUD	0.09%	11	400,294.50 AUD	-	- AUD
MAHINDRA		3	0.02%	18,265.63 AUD	0.00%	2	17,109.79 AUD	1	1,155.84 AUD
MASERATI		29	0.22%	2,926,425.80 AUD	0.68%	27	2,788,531.20 AUD	2	137,894.60 AUD
MAZDA		570	4.32%	13,770,926.54 AUD	3.21%	360	9,493,494.52 AUD	210	4,277,432.02 AUD
MERCEDES-BENZ		319	2.42%	14,871,479.68 AUD	3.47%	259	12,795,514.83 AUD	60	2,075,964.85 AUD
MG		215	1.63%	3,808,910.49 AUD	0.89%	85	1,382,172.80 AUD	130	2,426,737.69 AUD
MINI		14	0.11%	407,040.25 AUD	0.09%	11	323,239.73 AUD	3	83,800.52 AUD
MITSUBISHI		819	6.21%	19,305,974.40 AUD	4.50%	454	10,843,783.81 AUD	365	8,462,190.59 AUD
NISSAN		376	2.85%	10,163,951.25 AUD	2.37%	250	7,305,049.87 AUD	126	2,858,901.38 AUD
OPEL		1	0.01%	10,750.13 AUD	0.00%	-	- AUD	1	10,750.13 AUD
PEUGEOT		63	0.48%	1,696,427.44 AUD	0.40%	49	1,263,012.83 AUD	14	433,414.61 AUD
RAM		2	0.02%	97,304.07 AUD	0.02%	2	97,304.07 AUD	-	- AUD
RENAULT		159	1.21%	4,349,677.15 AUD	1.01%	135	3,867,506.54 AUD	24	482,170.61 AUD
ROLLS-ROYCE		2	0.02%	352,423.64 AUD	0.08%	2	352,423.64 AUD	-	- AUD
SSANGYONG		31	0.24%	861,630.57 AUD	0.20%	23	609,876.87 AUD	8	251,753.70 AUD
SUBARU		396	3.00%	9,353,750.48 AUD	2.18%	212	5,192,870.48 AUD	184	4,160,880.00 AUD
SUZUKI		144	1.09%	2,332,344.52 AUD	0.54%	51	828,074.97 AUD	93	1,504,269.55 AUD
TESLA		18	0.14%	976,434.58 AUD	0.23%	18	976,434.58 AUD	-	- AUD
TOYOTA		693	5.25%	20,955,177.08 AUD	4.89%	507	16,041,487.56 AUD	186	4,913,689.52 AUD
VOLVO		168	1.27%	7,581,618.23 AUD	1.77%	111	5,237,507.00 AUD	57	2,344,111.23 AUD
Other Vehicles	SubTotal	8,195	62.13%	253,064,436.20 AUD	59.02%	5,369	182,692,053.57 AUD	2,826	70,372,382.63 AUD
Total		13,190	100.00%	428,807,300.51 AUD	100.00%	8,251	301,959,144.93 AUD	4,939	126,848,155.58 AUD

Pool Data VIII

Region

Region	Total Portfolio				Product Type			
	Number of Contracts	Percentage of Contracts	Outstanding Discounted Receivables Balance	Percentage of Balance	Chattel Mortgage		Consumer Loan	
					Number of Contracts	Outstanding Discounted Receivables Balance	Number of Contracts	Outstanding Discounted Receivables Balance
Australian Capital Territory	393	2.98%	11,313,629.90 AUD	2.64%	154	5,730,677.52 AUD	239	5,582,952.38 AUD
New South Wales	4,712	35.72%	160,445,751.51 AUD	37.42%	3,089	117,636,820.81 AUD	1,623	42,808,930.70 AUD
Northern Territory	106	0.80%	2,415,370.00 AUD	0.56%	40	1,026,905.38 AUD	66	1,388,464.62 AUD
Queensland	2,826	21.43%	90,442,972.49 AUD	21.09%	1,900	65,867,011.94 AUD	926	24,575,960.55 AUD
South Australia	555	4.21%	19,646,876.06 AUD	4.58%	379	14,656,085.13 AUD	176	4,990,790.93 AUD
Tasmania	468	3.55%	11,914,760.12 AUD	2.78%	200	6,083,875.79 AUD	268	5,830,884.33 AUD
Victoria	2,597	19.69%	86,941,177.41 AUD	20.28%	1,602	62,046,620.48 AUD	995	24,894,556.93 AUD
Western Australia	1,533	11.62%	45,686,763.02 AUD	10.65%	887	28,911,147.88 AUD	646	16,775,615.14 AUD
Total	13,190	100.00%	428,807,300.51 AUD	100.00%	8,251	301,959,144.93 AUD	4,939	126,848,155.58 AUD

Pool Data VIII

Region

Region	Total Portfolio				Balloon				Vehicle Status			
	Number of Contracts	Percentage of Contracts	Outstanding Discounted Receivables Balance	Percentage of Balance	Balloon		No Balloon		New		Used	
					Number of Contracts	Outstanding Discounted Receivables Balance	Number of Contracts	Outstanding Discounted Receivables Balance	Number of Contracts	Outstanding Discounted Receivables Balance	Number of Contracts	Outstanding Discounted Receivables Balance
Australian Capital Territory	393	2.98%	11,313,629.90 AUD	2.64%	78	3,923,516.72 AUD	315	7,390,113.18 AUD	244	8,399,952.41 AUD	149	2,913,677.49 AUD
New South Wales	4,712	35.72%	160,445,751.51 AUD	37.42%	1,412	76,505,209.11 AUD	3,300	83,940,542.40 AUD	3,466	128,782,937.00 AUD	1,246	31,662,814.51 AUD
Northern Territory	106	0.80%	2,415,370.00 AUD	0.56%	4	158,352.25 AUD	102	2,257,017.75 AUD	85	1,991,454.03 AUD	21	423,915.97 AUD
Queensland	2,826	21.43%	90,442,972.49 AUD	21.09%	814	39,795,505.51 AUD	2,012	50,647,466.98 AUD	2,170	75,393,221.03 AUD	656	15,049,751.46 AUD
South Australia	555	4.21%	19,646,876.06 AUD	4.58%	204	10,701,369.37 AUD	351	8,945,506.69 AUD	412	16,292,941.00 AUD	143	3,353,935.06 AUD
Tasmania	468	3.55%	11,914,760.12 AUD	2.78%	79	3,047,967.71 AUD	389	8,866,792.41 AUD	249	6,938,054.46 AUD	219	4,976,705.66 AUD
Victoria	2,597	19.69%	86,941,177.41 AUD	20.28%	921	46,291,890.37 AUD	1,676	40,649,287.04 AUD	1,976	72,468,956.98 AUD	621	14,472,220.43 AUD
Western Australia	1,533	11.62%	45,686,763.02 AUD	10.65%	219	11,749,710.45 AUD	1,314	33,937,052.57 AUD	799	27,571,420.32 AUD	734	18,115,342.70 AUD
Total	13,190	100.00%	428,807,300.51 AUD	100.00%	3,731	192,173,521.49 AUD	9,459	236,633,779.02 AUD	9,401	337,838,937.23 AUD	3,789	90,968,363.28 AUD

Pool Data IX

Current COVID-19 Extensions

Total Portfolio					Product Type			
Current COVID-19 Extensions	Number of Contracts	Percentage of Contracts	Outstanding Discounted Receivables Balance	Percentage of Balance	Chattel Mortgage		Consumer Loan	
					Number of Contracts	Outstanding Discounted Receivables Balance	Number of Contracts	Outstanding Discounted Receivables Balance
Current COVID-19 Extension	19	0.14%	653,254.07 AUD	0.15%	15	541,016.63 AUD	4	112,237.44 AUD
No Current Extension	13,171	99.86%	428,154,046.44 AUD	99.85%	8,236	301,418,128.30 AUD	4,935	126,735,918.14 AUD
Total	13,190	100.00%	428,807,300.51 AUD	100.00%	8,251	301,959,144.93 AUD	4,939	126,848,155.58 AUD

* Representing contracts which are currently in a COVID-19 extension as at the Reporting Date

Pool Data IX

Current COVID-19 Extensions

Total Portfolio					Balloon				Vehicle Status			
Current COVID-19 Extensions	Number of Contracts	Percentage of Contracts	Outstanding Discounted Receivables Balance	Percentage of Balance	Balloon		No Balloon		New		Used	
					Number of Contracts	Outstanding Discounted Receivables Balance	Number of Contracts	Outstanding Discounted Receivables Balance	Number of Contracts	Outstanding Discounted Receivables Balance	Number of Contracts	Outstanding Discounted Receivables Balance
Current COVID-19 Extension	19	0.14%	653,254.07 AUD	0.15%	7	286,354.28 AUD	12	366,899.79 AUD	9	370,091.07 AUD	10	283,163.00 AUD
No Current Extension	13,171	99.86%	428,154,046.44 AUD	99.85%	3,724	191,887,167.21 AUD	9,447	236,266,879.23 AUD	9,392	337,468,846.16 AUD	3,779	90,685,200.28 AUD
Total	13,190	100.00%	428,807,300.51 AUD	100.00%	3,731	192,173,521.49 AUD	9,459	236,633,779.02 AUD	9,401	337,838,937.23 AUD	3,789	90,968,363.28 AUD

* Representing contracts which are currently in a COVID-19 extension as at the Reporting Date

Individual Hardship Extensions*

Individual Extensions Approved For After Poolcut*	Number of Contracts	Percentage of Contracts	Outstanding Discounted Receivables Balance	Percentage of Balance
None	13,110	99.39%	425,737,906.14 AUD	99.28%
1	72	0.55%	2,716,021.89 AUD	0.63%
2	8	0.06%	353,372.48 AUD	0.08%
3	-	0.00%	0.00 AUD	0.00%
4	-	0.00%	0.00 AUD	0.00%
5	-	0.00%	0.00 AUD	0.00%
Total	13,190	100.00%	428,807,300.51 AUD	100.00%

*Individual Hardship Extensions Approved For After Poolcut For Contracts Active At End of Reporting Period

Engine Type

Engine Type	Total Portfolio				Product Type			
	Number of Contracts	Percentage of Contracts	Outstanding Discounted Receivables Balance	Percentage of Balance	Chattel Mortgage		Consumer Loan	
					Number of Contracts	Outstanding Discounted Receivables Balance	Number of Contracts	Outstanding Discounted Receivables Balance
EA 189 (Unfixed)	3	0.02%	20,345.94 AUD	0.00%	2	19,392.93 AUD	1	953.01 AUD
Other	13,187	99.98%	428,786,954.57 AUD	100.00%	8,249	301,939,752.00 AUD	4,938	126,847,202.57 AUD
Total	13,190	100.00%	428,807,300.51 AUD	100.00%	8,251	301,959,144.93 AUD	4,939	126,848,155.58 AUD

Engine Type

Total Portfolio					Balloon				Vehicle Status			
Engine Type	Number of Contracts	Percentage of Contracts	Outstanding Discounted Receivables Balance	Percentage of Balance	Balloon		No Balloon		New		Used	
					Number of Contracts	Outstanding Discounted Receivables Balance	Number of Contracts	Outstanding Discounted Receivables Balance	Number of Contracts	Outstanding Discounted Receivables Balance	Number of Contracts	Outstanding Discounted Receivables Balance
EA 189 (Unfixed)	3	0.02%	20,345.94 AUD	0.00%	-	- AUD	3	20,345.94 AUD	-	- AUD	3	20,345.94 AUD
Other	13,187	99.98%	428,786,954.57 AUD	100.00%	3,731	192,173,521.49 AUD	9,456	236,613,433.08 AUD	9,401	337,838,937.23 AUD	3,786	90,948,017.34 AUD
Total	13,190	100.00%	428,807,300.51 AUD	100.00%	3,731	192,173,521.49 AUD	9,459	236,633,779.02 AUD	9,401	337,838,937.23 AUD	3,789	90,968,363.28 AUD

Contract Level Data **Net Salvage Recoveries By Contract By Month**

No.	Month / Year of Origination	Month / Year of Net Salvage	Outstanding Discounted Receivables Balance at Poolcut	ABS Gross Salvage Loss	ABS Net Salvage Loss	ABS Recoveries After Net Salvage	ABS Net Salvage Loss After Recoveries	Loss Percentage on Poolcut Balance	Geographical Location of Borrower	Vehicle Type (New/Used)	Vehicle Manufacturer	Product Type
1	02/2021	07/2022	69,286.66 AUD	68,260.06 AUD	23,440.30 AUD	- AUD	23,440.30 AUD	33.83%	Queensland	New	HYUNDAI	Chattel Mortgage
2	04/2017	08/2022	4,908.02 AUD	1,802.96 AUD	1,802.96 AUD	- AUD	1,802.96 AUD	36.73%	Western Australia	Used	TOYOTA	Consumer Loan
3	09/2020	08/2022	22,898.44 AUD	24,043.02 AUD	23,946.41 AUD	(871.25) AUD	24,817.66 AUD	108.38%	New South Wales	New	HYUNDAI	Chattel Mortgage
4	11/2020	08/2022	85,150.75 AUD	86,290.47 AUD	26,227.05 AUD	- AUD	26,227.05 AUD	30.80%	New South Wales	Used	AUDI	Consumer Loan
5	03/2021	08/2022	29,185.09 AUD	28,677.00 AUD	5,729.99 AUD	- AUD	5,729.99 AUD	19.63%	Queensland	Used	AUDI	Chattel Mortgage
6	08/2021	09/2022	58,243.78 AUD	60,349.39 AUD	60,349.39 AUD	- AUD	60,349.39 AUD	103.62%	New South Wales	New	VOLVO	Consumer Loan
Total	6		269,672.74 AUD	271,622.90 AUD	141,496.10 AUD	(871.25) AUD	142,367.35 AUD					

Contract Level Data **Net Salvage Recoveries By Contract By Month**

No.	Month / Year of Origination	Month / Year of Net Salvage	Nov-21	Dec-21	Jan-22	Feb-22	Mar-22	Apr-22	May-22	Jun-22	Jul-22	Aug-22	Sep-22	Oct-22
1	02/2021	07/2022	- AUD	- AUD	- AUD	- AUD	- AUD	- AUD	- AUD	- AUD	- AUD	- AUD	- AUD	- AUD
2	04/2017	08/2022	- AUD	- AUD	- AUD	- AUD	- AUD	- AUD	- AUD	- AUD	- AUD	- AUD	- AUD	- AUD
3	09/2020	08/2022	- AUD	- AUD	- AUD	- AUD	- AUD	- AUD	- AUD	- AUD	- AUD	- AUD	(871.25) AUD	- AUD
4	11/2020	08/2022	- AUD	- AUD	- AUD	- AUD	- AUD	- AUD	- AUD	- AUD	- AUD	- AUD	- AUD	- AUD
5	03/2021	08/2022	- AUD	- AUD	- AUD	- AUD	- AUD	- AUD	- AUD	- AUD	- AUD	- AUD	- AUD	- AUD
6	08/2021	09/2022	- AUD	- AUD	- AUD	- AUD	- AUD	- AUD	- AUD	- AUD	- AUD	- AUD	- AUD	- AUD
Total	6		- AUD	- AUD	- AUD	- AUD	- AUD	- AUD	- AUD	- AUD	- AUD	- AUD	(871.25) AUD	- AUD

Contract Level Data **Net Salvage Recoveries By Contract By Month**

No.	Month / Year of Origination	Month / Year of Net Salvage	Nov-22	Dec-22	Jan-23	Feb-23	Mar-23	Apr-23	May-23	Jun-23	Jul-23	Aug-23	Sep-23	Oct-23
1	02/2021	07/2022	- AUD	- AUD	- AUD	- AUD	- AUD	- AUD	- AUD	- AUD	- AUD	- AUD	- AUD	- AUD
2	04/2017	08/2022	- AUD	- AUD	- AUD	- AUD	- AUD	- AUD	- AUD	- AUD	- AUD	- AUD	- AUD	- AUD
3	09/2020	08/2022	- AUD	- AUD	- AUD	- AUD	- AUD	- AUD	- AUD	- AUD	- AUD	- AUD	- AUD	- AUD
4	11/2020	08/2022	- AUD	- AUD	- AUD	- AUD	- AUD	- AUD	- AUD	- AUD	- AUD	- AUD	- AUD	- AUD
5	03/2021	08/2022	- AUD	- AUD	- AUD	- AUD	- AUD	- AUD	- AUD	- AUD	- AUD	- AUD	- AUD	- AUD
6	08/2021	09/2022	- AUD	- AUD	- AUD	- AUD	- AUD	- AUD	- AUD	- AUD	- AUD	- AUD	- AUD	- AUD
Total	6		- AUD	- AUD	- AUD	- AUD	- AUD	- AUD	- AUD	- AUD	- AUD	- AUD	- AUD	- AUD

Contract Level Data **Net Salvage Recoveries By Contract By Month** #REF!

No.	Month / Year of Origination	Month / Year of Net Salvage	Nov-23	Dec-23	Jan-24	Feb-24	Mar-24	Apr-24	May-24	Jun-24	Jul-24	Aug-24	Sep-24	Oct-24
1	02/2021	07/2022	- AUD	- AUD	- AUD	- AUD	- AUD	- AUD	- AUD	- AUD	- AUD	- AUD	- AUD	- AUD
2	04/2017	08/2022	- AUD	- AUD	- AUD	- AUD	- AUD	- AUD	- AUD	- AUD	- AUD	- AUD	- AUD	- AUD
3	09/2020	08/2022	- AUD	- AUD	- AUD	- AUD	- AUD	- AUD	- AUD	- AUD	- AUD	- AUD	- AUD	- AUD
4	11/2020	08/2022	- AUD	- AUD	- AUD	- AUD	- AUD	- AUD	- AUD	- AUD	- AUD	- AUD	- AUD	- AUD
5	03/2021	08/2022	- AUD	- AUD	- AUD	- AUD	- AUD	- AUD	- AUD	- AUD	- AUD	- AUD	- AUD	- AUD
6	08/2021	09/2022	- AUD	- AUD	- AUD	- AUD	- AUD	- AUD	- AUD	- AUD	- AUD	- AUD	- AUD	- AUD
Total	6		- AUD	- AUD	- AUD	- AUD	- AUD	- AUD	- AUD	- AUD	- AUD	- AUD	- AUD	- AUD

Contract Level Data **Net Salvage Recoveries By Contract By Month**

No.	Month / Year of Origination	Month / Year of Net Salvage	Nov-24	Dec-24	Jan-25	Feb-25	Mar-25	Apr-25	May-25	Jun-25	Jul-25	Aug-25
1	02/2021	07/2022	- AUD	- AUD	- AUD	- AUD	- AUD	- AUD	- AUD	- AUD	- AUD	- AUD
2	04/2017	08/2022	- AUD	- AUD	- AUD	- AUD	- AUD	- AUD	- AUD	- AUD	- AUD	- AUD
3	09/2020	08/2022	- AUD	- AUD	- AUD	- AUD	- AUD	- AUD	- AUD	- AUD	- AUD	- AUD
4	11/2020	08/2022	- AUD	- AUD	- AUD	- AUD	- AUD	- AUD	- AUD	- AUD	- AUD	- AUD
5	03/2021	08/2022	- AUD	- AUD	- AUD	- AUD	- AUD	- AUD	- AUD	- AUD	- AUD	- AUD
6	08/2021	09/2022	- AUD	- AUD	- AUD	- AUD	- AUD	- AUD	- AUD	- AUD	- AUD	- AUD
Total	6		- AUD	- AUD	- AUD	- AUD	- AUD	- AUD	- AUD	- AUD	- AUD	- AUD