


# ASX Announcement



## Medallion Trust Series 2017-1 (ASX Code: MZ1)

**Wednesday, 26 October 2022 (SYDNEY):** In accordance with the ASX Listing Rules, Securitisation Advisory Services Pty Ltd as Manager of Medallion Trust Series 2017-1 ("MZ1"), provides holders with the MZ1 2022 Annual Report which includes the Financial Statements for the year ended 30 June 2022.

---

The release of this announcement was authorised by the Board of Securitisation Advisory Services Pty Limited

### Contact Details

Long Term Funding

02 9118 1342

[groupfunding@cba.com.au](mailto:groupfunding@cba.com.au)

# Medallion Trust Series 2017-1

ABN 82 142 869 262

## Annual Report year ended 30 June 2022



Commonwealth  
Bank

## Contents

	Page
Manager's Report	1
Statement of Comprehensive Income	3
Balance Sheet	4
Statement of Changes in Equity	5
Statement of Cash Flows	6
Notes to the Financial Statements	7
Manager's Statement	23
Trustee's Report	24
Independent Auditor's Report	25

The Directors of Securitisation Advisory Services Pty Limited ("the Manager") submit their report together with the General Purpose Financial Statements ("the Financial Statements") of Medallion Trust Series 2017-1 ("the Trust"), for the financial year ended 30 June 2022.

#### **Trust Manager and Trustee**

The Manager of the Trust for the reporting year was Securitisation Advisory Services Pty Limited. The Trustee of the Trust for the reporting year was Perpetual Trustee Company Limited.

#### **Directors**

The names of the Directors of the Manager holding office during the financial year and up to the date of this report are as follows:

V Hickey  
P Roa  
C Bhindi (appointed 3 March 2022)  
K Robb (resigned 11 October 2021)

#### **Secretaries**

The names of the Secretaries of the Manager holding office during the financial year and up to the date of this report are as follows:

S Blakeney (appointed 1 March 2022)  
M Fairlie (appointed 1 March 2022)  
M Baker (resigned 13 September 2021)  
A Robinson (appointed 10 September 2021, resigned 4 March 2022)

#### **Principal activities**

The Trust was established under the Commonwealth Bank of Australia ("the Bank") Medallion Trust Programme, which enables the securitisation of the Bank's own assets. The principal activities of the Trust during the financial year were the holding of loan receivables from the Bank and the issue of medium term notes ("MTNs") to fund these assets.

There was no significant change in the nature of these activities during the financial year.

#### **Review of operations**

The Trust recorded a profit for the financial year of \$nil (2021: \$nil).

#### **Distribution**

Distribution paid and payable to the income unitholder, the Bank, in accordance with the Trust Deed, was \$nil for the financial year (2021: \$nil).

#### **Significant changes in the state of affairs**

There have been no significant changes in the state of affairs during the financial year.

**Likely developments and expected results of operations**

Information as to likely developments in the operations of the Trust and the expected results of those operations in subsequent financial years have not been included in this report because, in the opinion of the Directors, it would prejudice the interests of the Trust.

**Environmental regulation**

The Trust's operations are not subject to any particular or significant environmental regulations under Australian Commonwealth, State or Territory law.

**Interests in units of the Trust**

As at the date of this report, no Director has any interests in the units of the Trust.


**Events subsequent to the balance sheet date**

The Manager is not aware of any matter or circumstance that has occurred since the end of the financial year that has significantly affected or may significantly affect the operations, the results of those operations or the state of affairs of the Trust in subsequent years.

**Rounding of amounts**

The amounts contained in this report and in the Financial Statements have been rounded to the nearest thousand dollars (where rounding is applicable).

Signed for and on behalf of Securitisation Advisory Services Pty Limited as Manager of the Medallion Trust Series 2017-1.



Director

Sydney  
20 October 2022

**Medallion Trust Series 2017-1**  
**Statement of Comprehensive Income**  
For the year ended 30 June 2022

	Notes	2022 \$'000	2021 \$'000
Interest income:			
Revenue on loans from ultimate parent entity		10,454	13,687
Interest expense on notes		<u>(10,947)</u>	<u>(13,541)</u>
<b>Net interest income</b>		<b>(493)</b>	<b>146</b>
Other banking operating income:			
Other fee income <sup>1</sup>		<u>1,021</u>	<u>542</u>
<b>Net banking operating income before operating expenses, impairment and changes in estimated payments on medium term notes</b>		<b>528</b>	<b>688</b>
Operating expenses	2	(528)	(688)
Loan impairment gain/(loss)	3	622	(71)
Changes in estimated payments on medium term notes		<u>(622)</u>	<u>71</u>
<b>Net profit before income tax</b>		<b>-</b>	<b>-</b>
Income tax expense		-	-
<b>Net profit after income tax from continuing operations</b>		<b>-</b>	<b>-</b>
Other comprehensive income net of tax		-	-
<b>Total comprehensive income net of tax</b>		<b>-</b>	<b>-</b>

<sup>1</sup> Other fee income consists mainly of lending fees and early repayment adjustments payable by customers upon prepayment of home loans.

*The above Statement of Comprehensive Income should be read in conjunction with the accompanying notes.*

**Medallion Trust Series 2017-1**  
**Balance Sheet**  
As at 30 June 2022

	Notes	2022 \$'000	2021 \$'000
<b>Assets</b>			
Cash at bank		151	161
Other assets	5	16,434	24,379
Loans and other receivables	6	764,939	972,984
<b>Total assets</b>		<u>781,524</u>	<u>997,524</u>
<b>Liabilities</b>			
Trade and other payables	7	3,698	4,657
Financial liabilities	8	777,826	992,867
Trust corpus <sup>1</sup>		-	-
<b>Total liabilities</b>		<u>781,524</u>	<u>997,524</u>
<b>Net assets</b>		<u>-</u>	<u>-</u>
<b>Total equity</b>		<u>-</u>	<u>-</u>

<sup>1</sup> Trust corpus of \$200 has been rounded to \$nil.

*The above Balance Sheet should be read in conjunction with the accompanying notes.*



**Medallion Trust Series 2017-1**  
**Statement of Changes in Equity**  
 For the year ended 30 June 2022

	<b>Total equity<sup>1</sup></b> \$
<b>Balance at 1 July 2020</b>	-
<b>Balance at 30 June 2021</b>	-
<b>Balance at 30 June 2022</b>	-

<sup>1</sup> Under Australian Accounting Standards (AAS), trust corpus is classified as a financial liability rather than equity. As a result, there was no equity at the start or the end of the year.

*The above Statement of Changes in Equity should be read in conjunction with the accompanying notes.*



**Medallion Trust Series 2017-1**  
**Statement of Cash Flows**  
For the year ended 30 June 2022

	Notes	2022 \$'000	2021 \$'000
Cash flows from operating activities:			
Net profit before income tax		-	-
Net impairment movement on loans and other receivables		(622)	71
Net movement on financial liabilities		622	(71)
Net decrease in interest receivable		630	1,101
Net decrease/(increase) in other assets		7	(67)
Net increase/(decrease) in interest payable		128	(85)
Net (decrease) in other payables		(1,087)	(1,058)
<b>Changes in operating assets and liabilities</b>		<b>(322)</b>	<b>(109)</b>
<b>Net cash used in operating activities</b>		<b>(322)</b>	<b>(109)</b>
Cash flows from investing activities:			
Receipts on loans to ultimate parent entity		215,975	254,648
<b>Net cash provided by investing activities</b>		<b>215,975</b>	<b>254,648</b>
Cash flows from financing activities:			
Repayment of notes issued		(215,663)	(254,551)
<b>Net cash used in financing activities</b>	12(b)	<b>(215,663)</b>	<b>(254,551)</b>
Net decrease in cash at bank		(10)	(12)
Cash at bank at beginning of year		161	173
<b>Cash at bank at end of year</b>		<b>151</b>	<b>161</b>

*The above Statement of Cash Flows should be read in conjunction with the accompanying notes.*

## **1 Summary of significant accounting policies**

### **(a) General information**

The General Purpose Financial Statements ("the Financial Statements") of Medallion Trust Series 2017-1 ("the Trust") for the financial year ended 30 June 2022 were approved and authorised for issue by the Board of Directors of Securitisation Advisory Services Pty Limited ("the Manager") on 20 October 2022. The Directors of the Manager have the power to amend and re-issue the Financial Statements.

The Trust was constituted on 2 June 2017 and established under the Master Trust Deed dated 8 October 1997 and a Series Supplement dated 2 June 2017 for the purpose of purchasing loans from the Commonwealth Bank of Australia ("the Bank") and issuing medium term notes ("MTNs") to fund such purchase. The trustee of the Trust is Perpetual Trustee Company Limited.

The issue of notes to noteholders and beneficial interest to the income unitholder occurred on 16 June 2017.

The Trust will terminate on its Termination Date unless terminated earlier in accordance with the provisions of the Master Trust Deed and the Series Supplement. The Termination Date means the earliest of the following dates to occur:

- (i) the date which is 80 years after the date of the constitution of the Trust;
- (ii) the date on which the Trust terminates by operation of statute or by application of the general principles of law;
- (iii) the date upon which the Trust terminates in accordance with the Master Trust Deed or the Series Supplement.

The Trust is domiciled in Australia. The address of its principal office is Commonwealth Bank Place South, Level 1, 11 Harbour Street, Sydney NSW 2000, Australia.

The ultimate parent entity of the Manager and the Trust is the Commonwealth Bank of Australia ACN 123 123 124.

### **(b) Basis of preparation**

The Financial Statements have been prepared in accordance with the Australian Accounting Standards and Interpretations issued by the Australian Accounting Standards Board ("AASB"). The Trust is a for-profit entity for the purpose of preparing the Financial Statements.

The Financial Statements of the Trust also comply with International Financial Reporting Standards ("IFRS") as issued by the International Accounting Standards Board ("IASB").

The functional and presentation currency of the Trust has been determined to be Australian Dollars (AUD) as this currency best reflects the economic substance of the underlying events and circumstances relevant to the Trust.

The Financial Statements have been prepared using a historical cost basis.

## **1 Summary of significant accounting policies (continued)**

### **(c) New accounting standards and future accounting developments**

#### **New and amended standards adopted by the Trust**

##### ***AASB 2020-2 Amendments to Australian Accounting Standards - Removal of Special Purpose Financial Statements for Certain For-Profit Private Sector Entities***

Effective from 1 July 2021, *AASB 2020-2 Amendments to Australian Accounting Standards - Removal of Special Purpose Financial Statements for Certain For-Profit Private Sector Entities* ("AASB 2020-2") removes the ability of most for-profit private sector entities to be able to self-assess financial reporting requirements and prepare Special Purpose Financial Statements ("SPFS"). Upon adoption, they will need to prepare General Purpose Financial Statements ("GPFS"), either full disclosure GPFS or a new Tier 2 GPFS that comply with all recognition and measurement requirements in Australian Accounting Standards (AAS) (as per AASB 1060 *General Purpose Financial Statements - Simplified Disclosures for For-Profit and Not-for-Profit Tier 2 Entities*).

The Trust has adopted the amendments with effect from 1 July 2021 and prepared full disclosure GPFS for the financial year ended 30 June 2022. There is no change to the recognition and measurement of the classes of transactions or financial statements line items from the adoption of AASB 2020-2. In accordance with the amendments, the following note disclosures have been provided, among other minor amendments:

- Note 3 Provision for impairment losses
- Note 9 Financial risk management
- Note 10 Key management personnel
- Note 11 Related party transactions

This annual financial report for the year ended 30 June 2022 is the first Trust annual financial report to be prepared in accordance with Australian Accounting Standards and interpretations, including AASB 1 *First time Adoption of Australian Accounting Standards* ("AASB 1"), with a transition date of 1 July 2021.

Financial records of the Trust until 30 June 2021 had been prepared in accordance with the recognition and measurement requirements of Australian Accounting Standards only. The Trust's adoption of AASB 1 did not have any impact on the financial position, financial performance and cash flows of the Trust. As such these financial statements do not include an opening balance sheet.

#### **Future accounting developments**

Certain new accounting standards and interpretations have been published that are not yet effective for the 30 June 2022 reporting period and have not been early adopted by the Trust. The Trust's assessment of the impact of these new standards and interpretations is that none will have a material impact on the results or financial position of the Trust.



## **1 Summary of significant accounting policies (continued)**

### **(d) Offsetting**

Income and expenses are only offset in the Statement of Comprehensive Income if permitted under the relevant accounting standard. Financial assets and liabilities are offset and the net amount is presented in the Balance Sheet if, and only if, there is a legally enforceable right to offset the recognised amounts, and there is an intention to settle on a net basis, or to realise the asset and settle the liability simultaneously.

### **(e) Revenue and expense recognition**

Revenue is measured based on the consideration to which the Trust expects to be entitled in a contract with a customer and excludes amounts collected on behalf of third parties.

The Trust recognises revenue when a performance obligation to a customer is satisfied. The Trust recognises revenue and expenses from the following major sources:

#### *(i) Interest income*

Interest income on loans and other receivables is measured using the effective interest method. The effective interest method calculates the amortised cost of a financial instrument, and allocates the interest over the expected life of the financial instrument. Fees and transaction costs integral to loan origination are capitalised and included in interest income recognised over the expected life of the loan. Any excess servicing fee payable to the income unitholder is included in interest income due to the imputed loan arrangement as it is part of the Commonwealth Bank of Australia Group's ("the Group") intra-group arrangements.

#### *(ii) Fee income*

Fee income is recognised on an accrual basis over the service period.

#### *(iii) Interest expense*

Finance costs relating to the medium term notes and related borrowings are measured on an accrual basis using the effective interest method.

### **(f) Income tax**

Under current income tax legislation, the Trust is not liable for income tax provided its taxable income is fully distributed to the income unitholder.

### **(g) Cash and cash equivalents**

Cash and cash equivalents presented in the Financial Statements comprise cash at bank. They are initially recognised at fair value and subsequently measured at amortised cost. Cash at bank earns interest at a floating rate based on daily deposit rates.

#### *Extraordinary Expense Reserve*

Extraordinary Expense Reserve was provided to meet possible shortfalls in the payment of interest on the notes and senior expenses in the event where all available facilities have been exhausted. This is an interest bearing account and interest will be recognised in the profit or loss. The Extraordinary Expense Reserve is \$150K.

## **1 Summary of significant accounting policies (continued)**

### **(h) Financial assets and liabilities**

The Trust categorises its significant financial assets and liabilities in the following categories:

- Loans and other receivables
- Other assets, excluding prepaid expenses
- Liabilities at amortised cost - interest bearing liabilities
- Derivative financial instruments

#### *(i) Loans and other receivables*

Loans and other receivables are financial assets with fixed and determinable payments that are not quoted in an active market. They include loans to the ultimate parent entity. These financial assets are held within a business model whose objective is to hold financial assets in order to collect contractual cash flows. The contractual cash flows on these financial assets comprise the payment of principal and interest only. These instruments are accordingly measured at amortised cost. Loans and other receivables are initially recognised at their fair value plus directly attributable transaction costs and are subsequently measured at amortised cost using the effective interest method and are presented net of provisions for impairment.

Under Australian Accounting Standards, securitised loans originated by the Bank and held by the Trust, are not permitted to be derecognised from the Bank's Financial Statements. Accordingly, transactions and balances have been classified as intra-group assets, liabilities, revenues and expenses. This applies to transactions which have taken place with either the Bank or entities within the Group.

Securitised mortgage loans are classified as loans to ultimate parent entity.

#### **Impairment**

Provisions are recognised in accordance with the AASB 9 expected credit loss ("ECL") approach. A description of the key components of the Trust's AASB 9 impairment methodology is provided below.

#### *ECL model*

The ECL model applies to all financial assets measured at amortised cost. The model uses a three-stage approach to recognition of expected credit losses. Financial assets migrate through these stages based on changes in credit risk since origination:

- *Stage 1: 12 months ECL - performing financial assets*  
On origination, an impairment provision equivalent to 12 months ECL is recognised. 12 months ECL is the credit losses expected to arise from defaults occurring over the next 12 months.
- *Stage 2: Lifetime ECL - performing financial assets that have experienced a significant increase in credit risk ("SICR")*  
Financial assets that have experienced a SICR since origination are transferred to Stage 2 and an impairment provision equivalent to lifetime ECL is recognised. Lifetime ECL is the credit losses expected to arise from defaults occurring over the remaining life of financial assets. If credit quality improves in a subsequent period such that the increase in credit risk since origination is no longer considered significant the exposure is reclassified to Stage 1 and the impairment provision reverts to 12 months ECL.



---

## 1 Summary of significant accounting policies (continued)

### (h) Financial assets and liabilities (continued)

- *Stage 3 - Lifetime ECL - non-performing financial assets*  
Financial assets in default are transferred to Stage 3 and an impairment provision equivalent to lifetime ECL is recognised. This includes assets that are considered credit impaired as well as assets that are considered to be in default but are not credit impaired.

Credit losses for financial assets in Stage 1 and Stage 2 are assessed for impairment collectively, whilst those in Stage 3 are subjected to either collective or individual assessment of ECL.

Interest income is recognised on gross carrying amounts for financial assets in Stage 1 and Stage 2, and gross carrying value net of impairment provisions for financial assets in Stage 3.

#### *Significant increase in credit risk*

SICR is assessed by comparing the risk of default occurring over the expected life of the financial asset at reporting date to the corresponding risk of default at origination. The Trust considers all available qualitative and quantitative information that is relevant to assessing SICR.

#### *Definition of default, credit impaired assets and write-offs*

The definition of default used in measuring ECL is aligned to the definition used by the Bank for internal credit risk management purposes across all portfolios. Default occurs when there are indicators that a debtor is unlikely to meet contractual credit obligations to the Trust in full, or the exposure is 90 days past due. Facilities are classified as credit impaired where there is doubt as to whether the full amounts due, including interest and other amounts, will be received in a timely manner.

Loans are written off when there is no reasonable expectation of recovery. Secured loans are generally written off when assets pledged to the Trust have been realised and there are no further prospects of additional recovery.

The Bank, as ultimate parent entity of the Trust, has developed and tested collective provisioning models, which the Trust used to calculate impairment provisions. Models have been independently validated and approved by the Group's Loan Loss Provisioning Committee and the Board Audit Committee. The Trust assessed impairment using the above methodology for cash and cash equivalents, loans to ultimate parent entity, interest receivable and collections of principal, interest and fees receivable.

#### *ECL measurement*

ECL is a probability weighted expected credit loss estimated by evaluating a range of possible outcomes and taking into account the time value of money, past events, current conditions and forecasts of future economic conditions. The Trust uses the following four alternative macroeconomic scenarios to reflect an unbiased probability-weighted range of possible future outcomes in estimating ECL:

- Central scenario: This scenario considers economists' and Central Bank forecasts as well as the Group's base case assumptions used in business planning and forecasting;
- Downside scenario: This scenario contemplates the potential impact of possible, but less likely, adverse macroeconomic conditions, resulting from significant inflationary pressures exacerbated by supply chain disruptions, shortages of goods and labour, and heightened energy prices compounded by geopolitical risks;

## **1 Summary of significant accounting policies (continued)**

### **(h) Financial assets and liabilities (continued)**

- Upside scenario: This scenario is included to account for the potential impact of remote, more favourable macroeconomic conditions; and
- Severe downside scenario: This scenario contemplates the potentially severe impact of remote, extremely adverse macroeconomic conditions.

Weights are assigned to each scenario based on management's best estimate of the proportion of potential future loss events that each scenario represents. The same economic scenarios and probability weights apply across all portfolios. The Group's assessment of SICR also incorporates the impact of multiple probability-weighted future forecast economic scenarios on exposures' internal risk grades using the same four forecast macroeconomic scenarios as described above.

#### *Incorporation of experienced credit judgement*

Management exercises credit judgement in assessing if an exposure has experienced SICR and in determining the amount of impairment provisions at each reporting date. Where applicable, model adjustments are made to incorporate reasonable and supportable information about known or expected risks that have not been considered in the modelling process. This includes but is not limited to information about emerging risks at an industry, geographical location or a particular portfolio segment level.

#### *(ii) Other assets, excluding prepaid expenses*

Other assets include collections of principal, interest and fees receivable from the ultimate parent entity as well as other unrealised income receivable and are recorded at the cash value to be realised when settled.

#### *(iii) Liabilities at amortised cost - interest bearing liabilities*

Interest bearing liabilities comprise Australian dollar denominated medium term notes issued by the Trust. Interest bearing liabilities are initially measured at fair value including direct and incremental costs and subsequently measured at amortised cost using the effective interest method.

#### *(iv) Derivative financial instruments*

The Trust holds derivative financial instruments that comprise interest rate swaps to manage exposures to interest rate risk.

Derivative financial instruments are used to hedge certain assets and liabilities.

Under Australian Accounting Standards, the securitised mortgage loans held by the Trust are not permitted to be derecognised from the financial statements of the originator. Derecognition is not permitted because the Bank provides interest rate swaps to the Trust and as a result retains exposure to substantially all the risks and rewards of the securitised loans. Under AASB 9, the Bank and the Trust should therefore not separately recognise the interest rate swaps in its entity-level Financial Statements.

Interest rate swaps and associated payments/receipts are therefore treated as part of imputed loans and intra-group interest.



## **1 Summary of significant accounting policies (continued)**

### **(h) Financial assets and liabilities (continued)**

#### *Derecognition of financial assets and liabilities*

The derecognition of a financial asset takes place when the Trust no longer controls the contractual rights that comprise the financial asset, which is normally the case when it is sold, or all the cash flows attributable to the asset are passed through to an independent third party and the risks and rewards have substantially been transferred.

The derecognition of a financial liability takes place when, and only when, it is extinguished, which is when the obligation specified in the contract is discharged, cancelled or expires.

### **(i) Excess servicing fee payable to the income unitholder**

Excess servicing fee payable to the income unitholder is accrued on a monthly basis as the excess income after all expenses have been accrued, except for unrealised gains or losses arising from fair value of financial instruments and impairment on loans and other receivables plus adjustments to notes issued.

Excess servicing fee income represents the residual income of the Trust payable to the sole income unitholder, the Bank. Such income is offset with the interest income received on loans to the ultimate parent entity in the Financial Statements.

In accordance with the Trust Deed, the Trust distributes its income, and any other amounts determined by the Manager, to the income unitholder, the Bank.

### **(j) Trust capital**

Trust corpus - the beneficial interest in the Trust is divided into two units: one capital unit and one income unit. The income unit is a separate class of unit to the capital unit.

#### *Capital unit*

The capital unitholder in the Trust is the Bank.

The beneficial interest in the Trust represented by the capital unit is in each asset of the Trust (other than the beneficial interests in the asset represented by the income unit).

#### *Income unit*

The income unitholder in the Trust is the Bank. The beneficial interest represented by the income unit is limited to due but unpaid excess distribution.

Under Australian Accounting Standards (AAS), trust corpus is classified as a financial liability rather than equity. The Trust has been structured to earn a net interest income each year. Non-cash losses are retained in the Trust and are expected to reverse over time. The classification of trust corpus does not alter the underlying economic interest of the unitholders in the net assets/liabilities and profit or loss attributable to unitholders of the Trust.

## 1 Summary of significant accounting policies (continued)

### (k) Critical judgements and estimates

The application of the Trust's accounting policies requires the use of judgement, estimates and assumptions. The estimates and associated assumptions are based on historical experience and other factors, including expectations of future events, that are considered to be relevant, and are reviewed on an ongoing basis. Actual results may differ from these estimates, which could impact the Trust's net assets and profit. Critical accounting judgements and estimates involved in calculating AASB 9 provisions for impairment are provided in Note 1(h). No other transactions or balances were subject to critical estimates or judgements during the financial year.

## 2 Operating expenses

	2022 \$'000	2021 \$'000
Arranger fees - related party	-	59
Manager fees - related party	265	332
Liquidity facility fees - ultimate parent entity	72	90
Trustee fees	49	63
Other expenses	142	144
<b>Total operating expenses</b>	<b>528</b>	<b>688</b>

## 3 Provision for impairment losses

	2022 \$'000	2021 \$'000
<b>Collective provision</b>		
Opening balance	1,488	1,417
Changes in collective provision	(622)	71
<b>Closing balance</b>	<b>866</b>	<b>1,488</b>
<b>Total provision for impairment loss</b>	<b>866</b>	<b>1,488</b>

The majority of the credit exposures as at 30 June 2022 are classified in Stage 1 \$746,337,000 (2021: \$948,121,000) with the remaining in Stage 2 \$15,596,000 (2021: \$23,329,000) and Stage 3 \$3,872,000 (2021: \$3,022,000).

## 4 Remuneration of auditor

	2022 \$	2021 \$
Audit fees	25,500	21,472

**5 Other assets**

	2022	2021
	\$'000	\$'000
Interest receivable on loans to ultimate parent entity	940	950
Collections of principal, interest and fees receivable from ultimate parent entity	15,492	23,427
Prepaid expenses	2	2
<b>Total other assets</b>	<b>16,434</b>	<b>24,379</b>

The amounts are due to be received within twelve months of the Balance Sheet date.

**6 Loans and other receivables**

	2022	2021
	\$'000	\$'000
Loans to ultimate parent entity <sup>1</sup>	765,805	974,472
Less: Provision for impairment losses	(866)	(1,488)
<b>Total loans and other receivables</b>	<b>764,939</b>	<b>972,984</b>

<sup>1</sup>The majority of the amounts are due to be received more than twelve months after the Balance Sheet date.

**7 Trade and other payables**

	2022	2021
	\$'000	\$'000
Interest payable - medium term notes	386	258
Excess servicing fees payable - ultimate parent entity	3,065	4,173
Manager fees payable - related party	5	7
Liquidity facility fees payable - ultimate parent entity	1	2
Trustee fees payable	1	1
Extraordinary expense reserve payable to ultimate parent entity	150	150
Other payables	90	66
<b>Total trade and other payables</b>	<b>3,698</b>	<b>4,657</b>

The majority of the amounts are due to be settled within twelve months of the Balance Sheet date.

**8 Financial liabilities**

	2022	2021
	\$'000	\$'000
Medium term notes <sup>1</sup>	778,692	994,355
Changes in estimated financial liabilities	(866)	(1,488)
<b>Total financial liabilities</b>	<b>777,826</b>	<b>992,867</b>

<sup>1</sup>The majority of the amounts are due to be settled more than twelve months after the Balance Sheet date.



## **8 Financial liabilities (continued)**

As described in the transaction documents, the gross carrying amount of the medium term notes held at amortised cost absorb the expected shortfalls in cash flows. Accordingly, the estimated payments on medium term notes may increase or decrease in future periods up to a maximum of the face value of the medium term notes. The movement in financial liabilities to reflect the estimated cash flows is shown in the reconciliation in Note 12(b).

## **9 Financial risk management**

Financial risk management is the process of identifying, assessing, fair value approximation, reporting and taking action to mitigate risks. The Trust's risks are managed under the Bank's overall risk management program which seeks to minimise the potential adverse effects of financial markets on the Bank and its subsidiaries.

The Trust has an exposure to market risk, credit risk and liquidity risk. These risks are monitored and managed at a business unit level through the Group's Risk Management Framework.

### **(a) Market risk**

#### *Interest rate risk*

Interest rate risk arises from the possibility that changes in interest rates will affect future cash flows of financial instruments.

In relation to the Trust, interest rate risk arises due to the pricing on the underlying mortgage assets not matching the pricing of interest bearing liabilities. Interest rate risk is the current and prospective impact of changes in interest rates to which the Trust's earnings are exposed. The Trust mitigates interest rate risk by entering into a series of interest rate swaps with the Bank by transferring cash inflows from underlying mortgage assets and in return receives cash flows based on the Bank Bill Swap rate plus a margin sufficient to meet the interest commitments on the loans from the Bank, associated swaps and fees payable. The margin payable is calculated based on a weighted average margin of the liabilities to the Bank for each distribution period and also includes a margin for fees, including excess servicing fees payable to the Bank.

#### *Sensitivity analysis*

Based on management's best estimate, having regard to a number of factors, including historical levels of changes in interest rates, the impact on the Trust's profit or loss and equity of a reasonably possible upwards or downwards movement in interest rates assuming that all other variables remain constant is \$nil.

### **(b) Credit risk**

Credit risk is the potential for loss arising from failure of a counterparty to meet their contractual obligations to the Trust. The maximum exposure to credit risk at the end of the reporting period, excluding the value of any collateral or other security, in relation to recognised financial assets, is the carrying value of those assets as disclosed in the Balance Sheet and Notes to the Financial Statements.

## 9 Financial risk management (continued)

### (b) Credit risk (continued)

In relation to the Trust, credit risk arises due to the potential loss arising from mortgage holders failing to meet repayments on the underlying mortgage assets. The home loans are serviced by the Bank, including foreclosure of homes. All home loans are secured by fixed charges over borrowers' residential properties. Further, Lenders Mortgage Insurance (LMI) is taken out for most loans with a Loan to Value Ratio (LVR) higher than 80% at origination to cover 100% of the original principal plus interest.

#### (i) Credit quality

The credit quality of financial assets that are neither past due nor impaired can be assessed by reference to external credit ratings (if available) or to historical information about counterparty default rates:

	2022	2021
	\$'000	\$'000
<b>Cash and cash equivalents</b>		
<i>Counterparties with external credit rating (S&amp;P)</i>		
AA-: Commonwealth Bank of Australia	151	161
	151	161
<b>Other assets</b>		
<i>Counterparties with external credit rating (S&amp;P)</i>		
AA-: Commonwealth Bank of Australia	16,432	24,377
	16,432	24,377
<b>Loans and other receivables</b>		
<i>Counterparties with external credit rating (S&amp;P)</i>		
AA-: Commonwealth Bank of Australia	765,805	974,472
	765,805	974,472

Financial assets amounting to \$782,388,000 (2021: \$999,010,000) are concentrated within Australia, all of which are held with the ultimate parent entity.

Details of the ECL model applied by the Trust, as well as impairment on receivables, are provided in Note 1(h) and Note 3 respectively.

### (c) Liquidity risk

Liquidity risk is the risk of being unable to meet financial obligations as they fall due. Liquidity risk may arise as the maturity profile of the mortgage assets does not match the maturities of the medium term notes. For this reason, a liquidity facility is provided by the Bank for the purpose of funding certain income shortfalls in the Trust up to the facility limited specified in Note 12(a).

## 9 Financial risk management (continued)

### Maturity analysis of financial liabilities

Amounts shown in the tables below are based on contractual undiscounted cash flows for the remaining contractual maturities.

	0-3 months \$'000	3-12 months \$'000	1-5 years \$'000	over 5 years \$'000	Total \$'000
<b>As at 30 June 2022</b>					
<b>Financial liabilities</b>					
Excess servicing fees payable - ultimate parent entity	3,065	-	-	-	3,065
Manager fees payable - related party	5	-	-	-	5
Liquidity facility fees payable - ultimate parent entity	1	-	-	-	1
Trustee fees payable	1	-	-	-	1
Extraordinary expense reserve payable to ultimate parent entity	-	-	150	-	150
Other payables	32	58	-	-	90
Medium term notes interest payable	7,118	19,185	53,837	-	80,140
Medium term notes principal	40,275	112,465	625,952	-	778,692
<b>Total financial liabilities</b>	<b>50,497</b>	<b>131,708</b>	<b>679,939</b>	<b>-</b>	<b>862,144</b>

	0-3 months \$'000	3-12 months \$'000	1-5 years \$'000	over 5 years \$'000	Total \$'000
<b>As at 30 June 2021</b>					
<b>Financial liabilities</b>					
Excess servicing fees payable - ultimate parent entity	4,173	-	-	-	4,173
Manager fees payable - related party	7	-	-	-	7
Liquidity facility fees payable - ultimate parent entity	2	-	-	-	2
Trustee fees payable	1	-	-	-	1
Extraordinary expense reserve payable to ultimate parent entity	-	-	-	150	150
Other payables	28	38	-	-	66
Medium term notes interest payable	7,858	21,220	65,884	1,386	96,348
Medium term notes principal	50,625	141,238	539,730	262,762	994,355
<b>Total financial liabilities</b>	<b>62,694</b>	<b>162,496</b>	<b>605,614</b>	<b>264,298</b>	<b>1,095,102</b>



## **9 Financial risk management (continued)**

### **(d) Fair value estimation**

According to AASB 13 *Fair Value Measurement*, fair value is a price that would be received to sell an asset or paid to transfer a liability in an orderly transaction between market participants in the principal or most advantageous market at measurement date.

The Trust uses various methods in estimating fair value. The methods comprise:

Level 1 - this category includes assets and liabilities for which the valuation is determined by reference to unadjusted quoted prices for identical assets or liabilities in active markets where the quoted price is readily available, and the price represents actual and regularly occurring market transactions on an arm's length basis. An active market is one in which transactions occur with sufficient volume and frequency to provide pricing information on an ongoing basis.

Level 2 - this category includes assets and liabilities that have been valued using inputs other than quoted prices as described for Level 1, but which are observable for the asset or liability, either directly or indirectly. The valuation techniques include the use of discounted cash flow analysis, option pricing models and other market accepted valuation models.

Level 3 - this category includes assets and liabilities where the valuation incorporates significant inputs that are not based on observable market data (unobservable inputs). Unobservable inputs are those not readily available in an active market due to market illiquidity or complexity of the product. These inputs are generally derived and extrapolated from observable inputs to match the risk profile of the financial instrument, and are calibrated against current market assumptions, historic transactions and economical models, where available. These inputs may include the timing and amount of future cash flows, rates of estimated credit losses, discount rates and volatility.

Management's assessment of the fair value of the loans to ultimate parent entity and medium term notes is deemed to be materially consistent with their carrying value. The fair value of all other financial assets and liabilities approximates their carrying value as at 30 June 2022 and 30 June 2021 due to their short-term nature. Financial assets and liabilities are predominantly classified as level 3 in the fair value hierarchy except for the medium term notes which are classified as level 2.

## **10 Key management personnel**

The Directors of the Manager have been determined to be key management personnel ("KMP") within the scope of AASB 124 *Related Party Disclosures*. The names of persons who were Directors of the Manager at any time during the financial year are as follows:

V Hickey  
P Roa  
C Bhindi (appointed 3 March 2022)  
K Robb (resigned 11 October 2021)

Directors were in office for the full period unless otherwise stated.

None of the Directors hold any shares, options or other interests in the Trust.



## **10 Key management personnel (continued)**

### **Compensation of key management personnel**

The Manager's KMP are employees of the ultimate parent entity, the Bank. The Manager receives management services from the Bank, which includes the provision of KMP. The Manager does not remunerate KMP or directly reimburse the Bank for this cost. No management fees are paid by the Trust to the Bank. It is also the practice of the Bank that its employees are not remunerated for director appointments as their role as KMP is incidental to their role as an employee of the Bank.

There were no other transactions between the Manager and KMP during the financial year.

### **Loans and other transactions**

Any loans to KMP or other related parties are made by the Bank, a provider of finance on terms and conditions that apply to similar transactions with other Directors or employees of the Bank. There were no loans provided to any KMP or their related parties for the year ended 30 June 2022.

There are no other transactions with KMP during the financial year.

## **11 Related party transactions**

### **Ultimate parent entity**

The ultimate parent entity is the Commonwealth Bank of Australia.

### **Transactions with related parties**

#### ***Manager fees***

The Trust pays management fees to the Manager, which is a wholly owned subsidiary of the Bank. The fee is calculated as 0.03% per annum applied to the balance of the medium term notes issued by the Trust in the determination period. The determination period is the period between the first day of the month and the last day of the month, inclusive of both days.

#### ***Servicing fees***

The Trust pays servicing fees to the ultimate parent entity. The fee is calculated as 0.25% per annum applied to the balance of the mortgage assets issued by the Bank in the determination period. Servicing fees are disclosed under 'Interest income' under ultimate parent entity.

#### ***Liquidity facility fees***

The Trust also pays liquidity facility fees to the ultimate parent entity. The fee is calculated as 0.90% per annum applied to the undrawn balance of the liquidity facility issued by the Bank in the determination period.

**11 Related party transactions (continued)**

	2022	2021
	\$	\$
<i>The following transactions occurred with related parties:</i>		
<b>Revenue</b>		
<i>Ultimate parent entity:</i>		
Interest income	10,453,773	13,686,618
Fee income	1,021,497	541,911
<b>Total revenue from continuing operations</b>	<b>11,475,270</b>	<b>14,228,529</b>
	2022	2021
	\$	\$
<b>Expenses</b>		
<i>Ultimate parent entity:</i>		
Liquidity facility fees - ultimate parent entity	71,642	89,642
<i>Manager:</i>		
Manager fees - related party	264,673	332,076
Arranger fees - related party	216	59,360
<b>Total expenses</b>	<b>336,531</b>	<b>481,078</b>
	2022	2021
	\$	\$
<b>Assets</b>		
<i>Ultimate parent entity:</i>		
Cash and cash equivalents	150,646	160,767
Interest receivable on loans to ultimate parent entity	941,088	950,886
Collections of principal, interest and fees receivable from ultimate parent entity	15,492,040	23,426,427
Loans to ultimate parent entity	765,805,123	974,472,184
Less: Provision for impairment losses	(866,533)	(1,487,997)
<b>Total assets</b>	<b>781,522,364</b>	<b>997,522,267</b>
	2022	2021
	\$	\$
<b>Liabilities</b>		
<i>Ultimate parent entity:</i>		
Excess servicing fees payable - ultimate parent entity	3,065,403	4,173,450
Liquidity facility fees payable - ultimate parent entity	1,479	1,874
Extraordinary expense reserve payable to ultimate parent entity	150,000	150,000
Trust Corpus	200	200
<i>Manager:</i>		
Manager fees payable - related party	5,120	6,538
Arranger fees payable - related party	-	215
<b>Total liabilities</b>	<b>3,222,202</b>	<b>4,332,277</b>

## 12 Notes to the Statement of Cash Flows

### (a) Financing facilities

The Trust has access to financing facilities from the Bank. An agreement exists between the entities for the advance to be on an 'at call' basis and for as long as it may be required. A liquidity facility is provided by the Bank for the purpose of funding certain income shortfalls in the Trust up to the facility limit of \$7.5 million (2021: \$9.5 million). The amount drawn under this facility at period end was \$nil (2021: \$nil).

### (b) Reconciliation of liabilities arising from financing activities

	Financial liabilities \$'000	Extraordinary expense reserve payable \$'000	Total \$'000
<b>Balance at 1 July 2020</b>	1,247,489	150	1,247,639
<b>Changes from financing cash flows</b>			
Repayment of borrowings	(254,551)	-	(254,551)
<b>Adjustment for non-cash items</b>			
Movement in financial liabilities	(71)	-	(71)
<b>Balance at 30 June 2021</b>	<u>992,867</u>	<u>150</u>	<u>993,017</u>
<b>Balance at 1 July 2021</b>	992,867	150	993,017
<b>Changes from financing cash flows</b>			
Repayment of borrowings	(215,663)	-	(215,663)
<b>Adjustment for non-cash items</b>			
Movement in financial liabilities	622	-	622
<b>Balance at 30 June 2022</b>	<u>777,826</u>	<u>150</u>	<u>777,976</u>

## 13 Contingent liabilities, contingent assets and commitments

There were no outstanding contingent liabilities, contingent assets or commitments as at 30 June 2022 (2021: \$nil).

## 14 Events subsequent to the balance sheet date

The Manager is not aware of any matter or circumstance that has occurred since the end of the financial year that has significantly affected or may significantly affect the operations of the Trust, the results of those operations or the state of affairs of the Trust in subsequent financial years.




**Medallion Trust Series 2017-1**  
**Manager's Statement**  
30 June 2022

In the opinion of the Manager:

- (a) the Financial Statements and Notes thereto comply with applicable Australian Accounting Standards and the Master Trust Deed dated 8 October 1997;
- (b) the Financial Statements and Notes thereto give a true and fair view of the Trust's financial position as at 30 June 2022 and of its performance for the financial year ended 30 June 2022;
- (c) in compliance with the accounting standards, the notes to the Financial Statements include an explicit and unreserved statement of compliance with International Financial Reporting Standards (see Note 1(b));
- (d) the Trust operated during the year ended 30 June 2022 in accordance with the provisions of the Master Trust Deed; and
- (e) in the opinion of the Manager, there are reasonable grounds to believe that the Trust will be able to pay its debts as and when they become due and payable.

Signed for and on behalf of Securitisation Advisory Services Pty Limited as Manager of Medallion Trust Series 2017-1.



Director  
Sydney  
20 October 2022

**Medallion Trust Series 2017-1  
Trustee's Report  
30 June 2022**

The General Purpose Financial Statements for the financial year ended 30 June 2022 have been prepared by the Trust Manager, Securitisation Advisory Services Pty Limited as required by the Master Trust Deed.

The Auditor of the Trust, PricewaterhouseCoopers, who has been appointed by us in accordance with the Master Trust Deed, has conducted an audit of these Financial Statements.

A review of operations of the Trust and the results of those operations for the reporting period is contained in the Manager's Report.

Based on our ongoing program of monitoring the Trust, the Trust Manager and our review of the Financial Statements, we believe that:

- (i) the Trust has been conducted in accordance with the Master Trust Deed; and
- (ii) the Financial Statements have been appropriately prepared and contain all relevant and required disclosures.

We are not aware of any material matter or significant change in the state of affairs of the Trust occurring up to the date of this report that requires disclosure in the Financial Statements and the Notes thereto that has not already been disclosed.

Signed for and on behalf of Perpetual Trustee Company Limited as Trustee of Medallion Trust Series 2017-1.



---

Sydney  
20 October 2022



## Independent auditor's report

To the unitholders of Medallion Trust Series 2017-1

---

### Our opinion

In our opinion the accompanying financial report gives a true and fair view of the financial position of Medallion Trust Series 2017-1 (the Trust) as at 30 June 2022 and of its financial performance and its cash flows for the year then ended in accordance with Master Trust Deed dated 8 October 1997 and Series Supplement dated 2 June 2017.

#### *What we have audited*

The financial report comprises:

- the balance sheet as at 30 June 2022
- the statement of comprehensive income for the year then ended
- the statement of changes in equity for the year then ended
- the statement of cash flows for the year then ended
- the notes to the financial statements, which include significant accounting policies and other explanatory information
- the Manager's statement.

---

### Basis for opinion

We conducted our audit in accordance with Australian Auditing Standards. Our responsibilities under those standards are further described in the *Auditor's responsibilities for the audit of the financial report* section of our report.

We believe that the audit evidence we have obtained is sufficient and appropriate to provide a basis for our opinion.

#### *Independence*

We are independent of the Trust in accordance with the ethical requirements of the Accounting Professional & Ethical Standards Board's APES 110 *Code of Ethics for Professional Accountants (including Independence Standards)* (the Code) that are relevant to our audit of the financial report in Australia. We have also fulfilled our other ethical responsibilities in accordance with the Code.

---

### Emphasis of matter - basis of accounting and restriction on use

We draw attention to Note 1 in the financial report, which describes the basis of accounting. The financial report has been prepared to assist Medallion Trust Series 2017-1 to meet the requirements of the Master Trust Deed dated 8 October 1997 and Series Supplement dated 2 June 2017. As a result, the financial report may not be suitable for another purpose. Our report is intended solely for Medallion Trust Series 2017-1 and its unitholders and should not be used by parties other than Medallion Trust Series 2017-1 and its unitholders. Our opinion is not modified in respect of this matter.

PricewaterhouseCoopers, ABN 52 780 433 757  
One International Towers Sydney, Watermans Quay, Barangaroo, GPO BOX 2650, SYDNEY NSW 2001  
T: +61 2 8266 0000, F: +61 2 8266 9999  
Level 11, 1PSQ, 169 Macquarie Street, Parramatta NSW 2150, PO Box 1155 Parramatta NSW 2124  
T: +61 2 9659 2476, F: +61 2 8266 9999

Liability limited by a scheme approved under Professional Standards Legislation.



---

### **Other information**

The Manager of the Trust (the Manager) is responsible for the other information. The other information comprises the information included in the Annual Report for the year ended 30 June 2022, but does not include the financial report and our auditor's report thereon.

Our opinion on the financial report does not cover the other information and accordingly we do not express any form of assurance conclusion thereon.

In connection with our audit of the financial report, our responsibility is to read the other information and, in doing so, consider whether the other information is materially inconsistent with the financial report or our knowledge obtained in the audit, or otherwise appears to be materially misstated.

If, based on the work we have performed on the other information that we obtained prior to the date of this auditor's report, we conclude that there is a material misstatement of this other information, we are required to report that fact. We have nothing to report in this regard.

---

### **Responsibilities of the Manager for the financial report**

The Manager is responsible for the preparation of the financial report that gives a true and fair view in accordance with Master Trust Deed dated 8 October 1997 and Series Supplement dated 2 June 2017, and for such internal control as the Manager determines is necessary to enable the preparation of the financial report that is free from material misstatement, whether due to fraud or error.

In preparing the financial report, the Manager is responsible for assessing the ability of the Trust to continue as a going concern, disclosing, as applicable, matters related to going concern and using the going concern basis of accounting unless the Manager either intends to liquidate the Trust or to cease operations, or have no realistic alternative but to do so.

---

### **Auditor's responsibilities for the audit of the financial report**

Our objectives are to obtain reasonable assurance about whether the financial report as a whole is free from material misstatement, whether due to fraud or error, and to issue an auditor's report that includes our opinion. Reasonable assurance is a high level of assurance, but is not a guarantee that an audit conducted in accordance with the Australian Auditing Standards will always detect a material misstatement when it exists. Misstatements can arise from fraud or error and are considered material if, individually or in the aggregate, they could reasonably be expected to influence the economic decisions of users taken on the basis of the financial report.

A further description of our responsibilities for the audit of the financial report is located at the Auditing and Assurance Standards Board website at: [http://www.auasb.gov.au/auditors\\_responsibilities/ar4.pdf](http://www.auasb.gov.au/auditors_responsibilities/ar4.pdf). This description forms part of our auditor's report.





*PricewaterhouseCoopers*

PricewaterhouseCoopers

*Alastair Findlay*

Alastair Findlay  
Partner

Sydney  
20 October 2022