

Deal Name:	Driver Australia Seven
Issuer:	Perpetual Corporate Trust Limited (ABN 99 000 341 533) of Level 18, 123 Pitt Street, Sydney NSW 2000 Australia in its capacity as trustee of the Driver Australia Seven Trust.
Originator of the Receivables:	Volkswagen Financial Services Australia Pty Ltd
Seller of the Receivables:	Volkswagen Financial Services Australia Pty Ltd
Servicer name:	Volkswagen Financial Services Australia Pty Ltd
Reporting Entity:	Volkswagen Financial Services Australia Pty Ltd ABS Operations (Physical Address) Level 1, 24 Muir Road, Chullora NSW 2190 (Postal Address) Locked Bag 4002 Chullora NSW 2190
Contact:	Phone: +61 2 9751 6257 Fax: +61 2 9695 6399 Email: ABSOperations.Australia@vwfs.com.au
Corporate Service Provider:	Perpetual Corporate Trust Limited (ABN 99 000 341 533) of Level 18, 123 Pitt Street, Sydney NSW 2000 Australia in its personal capacity.



Contents

Page	Table of Contents
1	Cover
2	Contents
3	Reporting Details
4	Parties Overview
5	Transaction Events I
6	Transaction Events II
7	Transaction Events III
8	Information regarding the Notes I
9	Information regarding the Notes II
10	Cash Collateral Account
11	Credit Enhancement
12	Swap Fixing / Waterfall
13	Retention of Net Economic Interest
14	Amortisation Profile I
15	Amortisation Profile II
16	Run Out Schedule I
18	Run Out Schedule II
19	Outstanding Contracts I
21	Outstanding Contracts II
22	Arrears
24	Net Salvage Loss
25	Net Salvage After Recoveries
26	Prepayments
27	Pool Data I
29	Pool Data II
30	Pool Data III
32	Pool Data IV
34	Pool Data V
36	Pool Data VI
37	Pool Data VII
43	Pool Data VIII
45	Pool Data IX
47	Hardship Extensions
48	Engine Type
50	Contract Level Data

Reporting Details

Deal Overview

Pool Cut Date	31/10/2021	Publication Date:	16/01/2023 (16th of each month)
Scheduled Date of Clean-Up-Call	10/2025	Payment Date:	23/01/2023 (21st of each month)
Legal Maturity Date	21/01/2030	Reporting Date:	31/12/2022
Issue Date	22/11/2021	Asset Collection Period:	from 01/12/2022 until 31/12/2022
Period No.:	14	Interest Accrual Period	from 21/12/2022 until 23/01/2023
Reporting frequency:	Monthly	Note Payment Period:	from 21/12/2022 until 23/01/2023
Next Payment Date:	21/02/2023	Days accrued:	33

Vehicle Type at Pool Cut	Number of Contracts	Percentage of Contracts	Outstanding Discounted Receivables Balance	Percentage Outstanding Discounted Receivables Balance
New	10,680	70.07%	463,158,976.27 AUD	77.19%
Used	4,561	29.93%	136,866,121.79 AUD	22.81%
Total	15,241	100.00%	600,025,098.06 AUD	100.00%

Credit Type at Pool Cut	Number of Contracts	Percentage of Contracts	Outstanding Discounted Receivables Balance	Percentage Outstanding Discounted Receivables Balance
Chattel Mortgage	9,371	61.49%	414,965,143.56 AUD	69.16%
Consumer Loan	5,870	38.51%	185,059,954.50 AUD	30.84%
Total	15,241	100.00%	600,025,098.06 AUD	100.00%

Parties Overview

Lead Managers:	<p>Australia and New Zealand Banking Group Limited (ABN 11 005 357 522) ANZ Tower 242 Pitt Street Sydney, NSW 2000 Australia</p> <p>Bank of America Merrill Lynch (which is the trading name of Merrill Lynch International) (ARBN 125 336 567) Merrill Lynch Financial Centre 2 King Edward Street London EC1A 1HQ United Kingdom</p>	Security Trustee:	<p>P.T. Limited (ABN 67 004 454 666) Level 18 123 Pitt Street Sydney NSW 2000 Australia</p>
Trustee:	<p>Perpetual Corporate Trust Limited (ABN 99 000 341 533) of Level 18, 123 Pitt Street, Sydney NSW 2000 Australia in its capacity as trustee of the Driver Australia Seven Trust.</p>	Trust Manager:	<p>Perpetual Nominees Limited (ABN 37 000 733 700) of Level 18, 123 Pitt Street, Sydney NSW 2000 Australia in its capacity as the trust manager for the Driver Australia Seven Trust</p>
Sub Trust Manager:	<p>Volkswagen Financial Services Australia Pty Limited (ABN 20 097 071 460) Level 1, 24 Muir Road, Chullora, NSW 2190</p>	Account Bank:	<p>Australia and New Zealand Banking Group Limited (ABN 11 005 357 522) ANZ Tower 242 Pitt Street Sydney, NSW 2000 Australia</p>
Clearing Systems:	<p>Austraclear Limited 30-32 Grosvenor Street. Sydney, NSW 2000</p>	Swap Counterparty:	<p>ING Bank N.V. (ID 26 300 892 I) Bijlmerdreef 106 1102 CT Amsterdam The Netherlands</p>
Servicer:	<p>Volkswagen Financial Services Australia Pty Limited (ABN 20 097 071 460) Level 1, 24 Muir Road, Chullora, NSW 2190 email: ABSOperations.Australia@vwfs.com.au phone: +61 2 9751 6257</p>	Rating Agencies:	<p>Fitch Ratings Attn.: Australia Surveillance Suite 15.01, Level 15, 135 King Street Sydney, NSW 2000 Australia email: australia.surveillance@fitchratings.com</p> <p>Moody's Attn.: Monitor Sydney Level 10, 1 O'Connell Street Sydney, NSW 2000 Australia email: Monitor.Sydney@moodys.com</p>

Transaction Events (I)

Clean-Up Call Condition

Percentage of Current Outstanding Discounted Receivables Balance	64.29%	The Clean-Up-Call Condition is expected to be reached in 10/2025.
Min. Percentage of Outstanding Discounted Receivables Balance	10.00%	

Clean-Up Call

VWFS Australia will have the right at its option to exercise a Clean-Up Call and to repurchase all (but not only some) of the Purchased Receivables from the Issuer at any time when the then outstanding Aggregate Discounted Receivables Balance is less than ten (10) per cent. of the Aggregate Cut-off Date Discounted Receivables Balance and, assuming the Transaction Documents are given full effect, all payment obligations under the Notes, including principal and accrued interest, will thereby be fulfilled in accordance with the Order of Priority (the Clean-up Call Conditions).

Repurchase of Receivables	Number of contracts	% of Contracts	Outstanding Discounted Receivables Balance	% of Outstanding Discounted Receivables Balance	Interest Compensation Payment	Re-Purchase Price
Current Period	-	0.00%	- AUD	0.00%	- AUD	- AUD
Previous Periods	-	0.00%	- AUD	0.00%	- AUD	- AUD
Total	-	0.00%	- AUD	0.00%	- AUD	- AUD

If a repurchase of receivables occurred, it would only result from non-eligibility as of the respective Pool Cut Date (which has been discovered at a later stage), a Legitimate Repudiation of a Receivables Contract, a Reloaded Contract or a Flat-Cancelled Contract.

Transaction Party Replacements

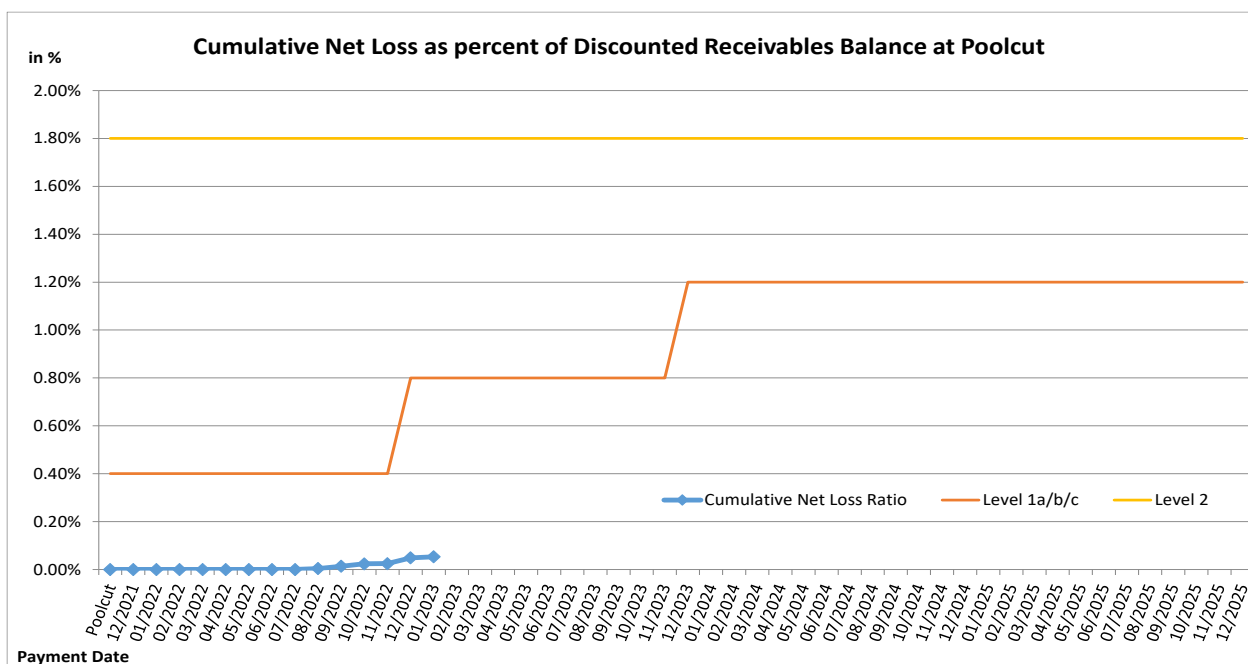
Capacity of Transaction Party	Date of Replacement	Reason for Replacement	Replaced Party	Replaced by

Transaction Events (II)

Credit Enhancement Increase Conditions

Level 1a Credit Enhancement Increase Condition - Cumulative Net Losses do not amount to 0.4% for any Payment Date prior to or during Nov 2022	NO
Level 1b Credit Enhancement Increase Condition - Cumulative Net Losses do not amount to 0.8% for any Payment Date from Dec 2022 but prior to or during Nov 2023	NO
Level 1c Credit Enhancement Increase Condition - Cumulative Net Losses do not amount to 1.2% for any Payment Date after Nov 2023	NO
Level 2 Credit Enhancement Increase Condition - Cumulative Net Losses do not amount to 1.8% for any Payment Date	NO

Net losses	Net Loss Amount
Net Salvage Loss registered in current Period	26,228.63 AUD
Cumulative Net Salvage Loss incl. current Period	318,360.97 AUD
Cumulative Net Salvage Loss as of the End of the Monthly Period	318,360.97 AUD
Discounted Balance as of Pool Cut Date	600,025,098.06 AUD
Cumulative Net Loss as percentage of Discounted Receivables Balance at Pool Cut	0.05306%



Transaction Events (III)

Account Bank:

Australia and New Zealand Banking Group Limited

Current Rating^{*}

Minimum required Rating (if no short term Rating available, the higher long term rating is applicable)

or

Fitch			Moody's		
Long Term	Short Term	Outlook	Long Term	Short Term	Outlook
A+	F1	Stable	Aa3	P-1	Stable
-	F1	-	A2	P-1	-
A	-	-	A2	P-1	-

If the Account Bank ceases to have the Account Bank Required Rating it shall, at its own cost,

(i) transfer the accounts to an Eligible Collateral Bank, or

(ii) provide a guarantee from an Eligible Guarantor, or

If none of the measures is taken within a given timespan, the Issuer may enter into new banking arrangements at its own initiative with another Account Bank.

(Please refer to the Prospectus for a complete description of the mechanism)

Required Rating:

Fulfilled

Swap Counterparty

ING Bank N.V.

Current Rating^{*}

Minimum required Rating for Class A Notes

Minimum required Rating for Class B Notes

Fitch			Moody's		
Long Term	Short Term	Outlook	Long Term	Short Term	Outlook
AA-	F1+	Stable	A1	P-1	Stable
A	F1	-	A3	-	-
-	-	-	A3	-	-

If the Swap Bank falls below the above mentioned Minimum Rating (Level I) it shall provide Eligible Credit Support by means of Cash or certain types of Prime Debt Obligations

If the Swap Bank ceases to have the even lower Rating as an Eligible Swap Counterparty (Level II) it shall, at its own cost,

(i) transfer all rights and obligations under the Swap Agreement to another Eligible Swap Partner or

(ii) provide a guarantee from an Eligible Guarantor.

If none of the measures is taken within a given timespan, the Issuer may enter into new arrangements at its own initiative with another Swap Bank.

(Please refer to the Prospectus for a complete description of the mechanism)

Required Rating:

Fulfilled

Servicer

Volkswagen Financial Services Australia Pty Ltd

If the Monthly Remittance Condition is satisfied, VWFS Australia, as the Servicer, is required to pay collections of the Purchased Receivables (including proceeds from the disposition of any Financed Objects) received by it during each Monthly Period into the Distribution Account in a single deposit no later than the Payment Date for that Monthly Period.

If the Monthly Remittance Condition is not met, the Servicer must remit collections received by it in respect of the Purchased Receivables in accordance with the procedure outlined in detail in "ADMINISTRATION OF THE PURCHASED RECEIVABLES UNDER THE SERVICING AGREEMENT - Commingling".

Monthly
Remittance
Condition:

Fulfilled

Information regarding the Notes I

Rating at Issue Date	Class A	Class B
Moody's	Aaa (sf)	Aa2 (sf)
Fitch	AAAsf	NRsf

Current Rating	Class A	Class B
Moody's	Aaa (sf)	Aa1 (sf)
Fitch	AAAsf	NRsf

Information on Notes	Class A	Class B
Legal maturity date	21/01/2030	21/01/2030
Scheduled Clean Up Call	Oct 2025	Oct 2025
ISIN:	AU3FN0063434	AU3FN0063442
Common Code:	239718256	239718272
Nominal Amount	100,000.00 AUD	100,000.00 AUD

Information on Interest	Class A	Class B
Spread/ Margin	70 bps	100 bps
Index Rate	1-Month-BBSW	1-Month-BBSW
Fixed/Floating	floating	floating
Current Coupon	1-Month-BBSW + 70	1-Month-BBSW + 100
Day Count Convention	actual/365	actual/365

Information regarding the Notes II

Monthly Period:	12/2022
Payment Date:	23/01/2023
Interest Accrual Period (from/until)	from 21/12/2022 until 23/01/2023
Days accrued	33
Index Rate	1-Month-BBSW
Base Interest Rate:	3.0100%
Day Count Convention	actual/365

Interest Payments	Class A	Class B
Total Interest Amount of the Reporting Period	1,081,373.46 AUD	119,640.82 AUD
Paid Interest	1,081,373.46 AUD	119,640.82 AUD

Unpaid Interest	Class A	Class B
Unpaid Interest in the Reporting Period	- AUD	- AUD
Cumulative unpaid Interest	- AUD	- AUD

Note Balance	Class A	Class B
Note Balance as of Poolcut	526,200,000.00 AUD	33,000,000.00 AUD
Note Balance as of the Beginning of the Period	322,389,374.52 AUD	33,000,000.00 AUD
Redemption Amount per Class	13,891,469.52 AUD	- AUD
Class Balance as of the End of the Period	308,497,905.00 AUD	33,000,000.00 AUD

Payments to Investors per note	Class A	Class B
Interest Per Note	205.51 AUD	362.55 AUD
Principal Repayment by note	2,639.96 AUD	- AUD
Number of Notes	5,262	330
Note Factor	0.5862750	1.0000000

Overcollateralisation Percentage	Class A	Class B
Initial OC Percentage at Poolcut	12.3037%	6.8039%
Current OC Percentage	20.0200%	11.4700%
Target OC Percentage	26.0000%	18.0000%

Subordinated Loan	
Balance as of the Beginning of the Period	34,115,247.75 AUD
Regular Redemption from Waterfall	- AUD
Redemption from Cash Collateral Account	- AUD
Balance as of the End of the Period	34,115,247.75 AUD

Cash Collateral Account

Cash collateral account (CCA)	Value
CCA Opening Balance - Initial balance at poolcut	7,200,000.00 AUD
Balance as of the beginning of the period	6,000,000.00 AUD
Specified General Cash Collateral Account Balance	6,000,000.00 AUD
the greater of: 1.20 per cent of the Aggregate Discounted Receivables Balance as of the end of the Monthly Period; and	4,628,884.52 AUD
the lesser of: \$6,000,000; and	6,000,000.00 AUD
the aggregate outstanding principal amount of the Class A Notes and Class B Notes as of the end of the Monthly Period	355,389,374.52 AUD
Payments	- AUD
General payment from CCA	- AUD
General payment to CCA	- AUD
Balance as of the end of the period	6,000,000.00 AUD

Credit Enhancement

Credit Enhancement as of Poolcut Date	% of Aggregate Discounted Receivables Balance	Value
Class B Note	5.50%	33,000,000.00 AUD
Subordinated Loan	5.80%	34,825,098.06 AUD
Overcollateralisation	1.00%	6,000,000.00 AUD
Cash Collateral Account	1.20%	7,200,000.00 AUD

Cash Collateral Account (CCA)	Value	in % of Outstanding Discounted Receivables Balance as of Poolcut Date
Initial Balance at Poolcut	7,200,000.00 AUD	1.20%
Initial Targeted Balance at Poolcut	7,200,000.00 AUD	1.20%
Current Targeted Balance	6,000,000.00 AUD	1.00%
Balance as of the Beginning of the Period	6,000,000.00 AUD	1.00%
Payment from CCA	- AUD	0.00%
Payment to CCA	- AUD	0.00%
Balance as of the End of the Period	6,000,000.00 AUD	1.00%

Calculation of Credit Enhancement

Initially, Driver Australia Seven's Credit Enhancement consists of the respective Note Issue in comparison to the Discounted Receivables Balance as of Poolcut, minus any Senior Debt Issuance. This 'Overcollateralisation' (i.e. Credit Enhancement excluding the Cash Collateral Account) is specific for each Note Series and increases with its seniority.

Subsequently, the 'Overcollateralisation' is calculated (as an Overcollateralisation Percentage) on a monthly basis, all on end of month figures. Considering the seniority of the respective Note Series, redemption is made until a Target Overcollateralisation Percentage has been reached. All remaining funds will be used to perform payments in the more junior positions of the Order of Priority.

The Target OC percentages for each Note Class are determined subject to 3 items:

- They will increase in 2 steps in case the Cumulative Net Loss Ratio exceeds a certain level and Credit Enhancement Increase Condition is met.
- They will increase to 100% if the Aggregate Discounted Receivables Balance falls below 10.00% of the Aggregate Discounted Receivables Balance at Cut-Off Date (without a Clean-Up Call being exercised).
- A Foreclosure Event causes the transaction to switch into sequential payment mode, in which case the OC Percentages will not determine the maximum redemption amount and may be exceeded.

In addition, there is the 'General Cash Reserve', in the form of a Cash Collateral Account, which is in principle to the benefit of all Tranches over the entire lifetime of the transaction.

Swap Fixing / Waterfall

Amortising Interest Rate Swap	Class A	Class B
Initial Principal	526,200,000.00 AUD	33,000,000.00 AUD
Underlying Principal for Reporting Period	322,389,374.52 AUD	33,000,000.00 AUD
Paying Leg	Fixed Interest Rate	Fixed Interest Rate
Receiving Leg	Floating Interest Rate	Floating Interest Rate
Net Swap Payments - Net Swap Receipts	(677,043.45 AUD)	(66,510.82 AUD)

Available Distribution Amount Calculation	Payment to waterfall position	Remaining Amount
1) i) Available Collections Amount from Contracts	15,691,725.49 AUD	15,691,725.49 AUD
1) ii) Available Collections - Interest on Trust Account	19,183.78 AUD	15,710,909.27 AUD
2) Drawings From Cash Collateral Account as provided for in clause 12.1 of the Issue Supplement	- AUD	15,710,909.27 AUD
3) i) Net Swap Receipts - Class A	677,043.45 AUD	16,387,952.72 AUD
3) ii) Net Swap Receipts - Class B	66,510.82 AUD	16,454,463.54 AUD
4) Damages and Indemnity Payments to Issuer	- AUD	16,454,463.54 AUD
5) Other Reimbursement Amounts	- AUD	16,454,463.54 AUD
6) Buffer Release Amount	(972,626.69 AUD)	15,481,836.85 AUD
Remaining Rounding Amount (M-1)	6.97 AUD	15,481,843.82 AUD

Waterfall	Payment to waterfall position	Remaining Amount
Available Distribution Amount	- AUD	15,481,843.82 AUD
1) Trust Beneficiary \$1	(1.00 AUD)	15,481,842.82 AUD
2) Taxes	- AUD	15,481,842.82 AUD
3) Trust Fees & Expenses and Servicer Fees	(389,311.14 AUD)	15,092,531.68 AUD
4. a) Net Swap Payments - Class A Notes	- AUD	15,092,531.68 AUD
4. b) Net Swap Payments - Class B Notes	- AUD	15,092,531.68 AUD
5. a) Interest accrued in prev. month - Class A	(1,081,373.46 AUD)	14,011,158.22 AUD
5. b) Interest Shortfalls from prior months - Class A	- AUD	14,011,158.22 AUD
6. a) Interest accrued in prev. month - Class B	(119,640.82 AUD)	13,891,517.40 AUD
6. b) Interest Shortfalls from prior months - Class B	- AUD	13,891,517.40 AUD
7) Payment to Cash Collateral Account	- AUD	13,891,517.40 AUD
8) Principal Payment - Class A	(13,891,469.52 AUD)	47.88 AUD
9) Principal Payment - Class B	- AUD	47.88 AUD
Remaining Rounding Amount (Current Period)	(47.88 AUD)	- AUD
10) Penalties, Costs, Expenses, Damages, Losses or Liabilities	- AUD	- AUD
11) Other Payment to Swap Counterparties	- AUD	- AUD
12) Subordinated Loan Accrued and Unpaid Interest	- AUD	- AUD
Interest Accrued this period on the Subordinated Loan	- AUD	- AUD
Unpaid Interest on the Subordinated Loan	- AUD	- AUD
13) Subordinated Loan Principal	- AUD	- AUD
14) Surplus Income Distribution to Beneficiary of the Trust	- AUD	- AUD

Distribution of Cash Collateral Account surplus	Payment	Remaining Amount
Payment from CCA	- AUD	- AUD
Payment of Interest Accrued this period on the Subordinated Loan	- AUD	- AUD
Payment of Unpaid Interest on the Subordinated Loan	- AUD	- AUD
Payment in respect of regular redemption to subordinated lender	- AUD	- AUD
Distribution to Beneficiary of the Trust	- AUD	- AUD

Retention of Net Economic Interest

Period	Poolcut	Balance as at Current Period
Total Assets	684,926,843.21 AUD	427,262,786.88 AUD
Nominal Receivables Balance	684,926,843.21 AUD	427,262,786.88 AUD
First loss piece	48,025,098.06 AUD	50,242,471.49 AUD
Subordinated Loan balance	34,825,098.06 AUD	34,115,247.75 AUD
Overcollateralisation	6,000,000.00 AUD	10,127,223.74 AUD
General Cash Collateral Account balance	7,200,000.00 AUD	6,000,000.00 AUD
Actual retention	7.01%	11.76%

In its capacity as originator and original lender, VWFSA complies with the retention requirement of a material net economic interest in accordance with Article 6 (3) (d) of the European Securitisation Regulation.

By adhering to Article 6 (3) (d) of the European Securitisation Regulation, VWFSA will keep the exposures designated for retention on its balance sheet on an ongoing basis.

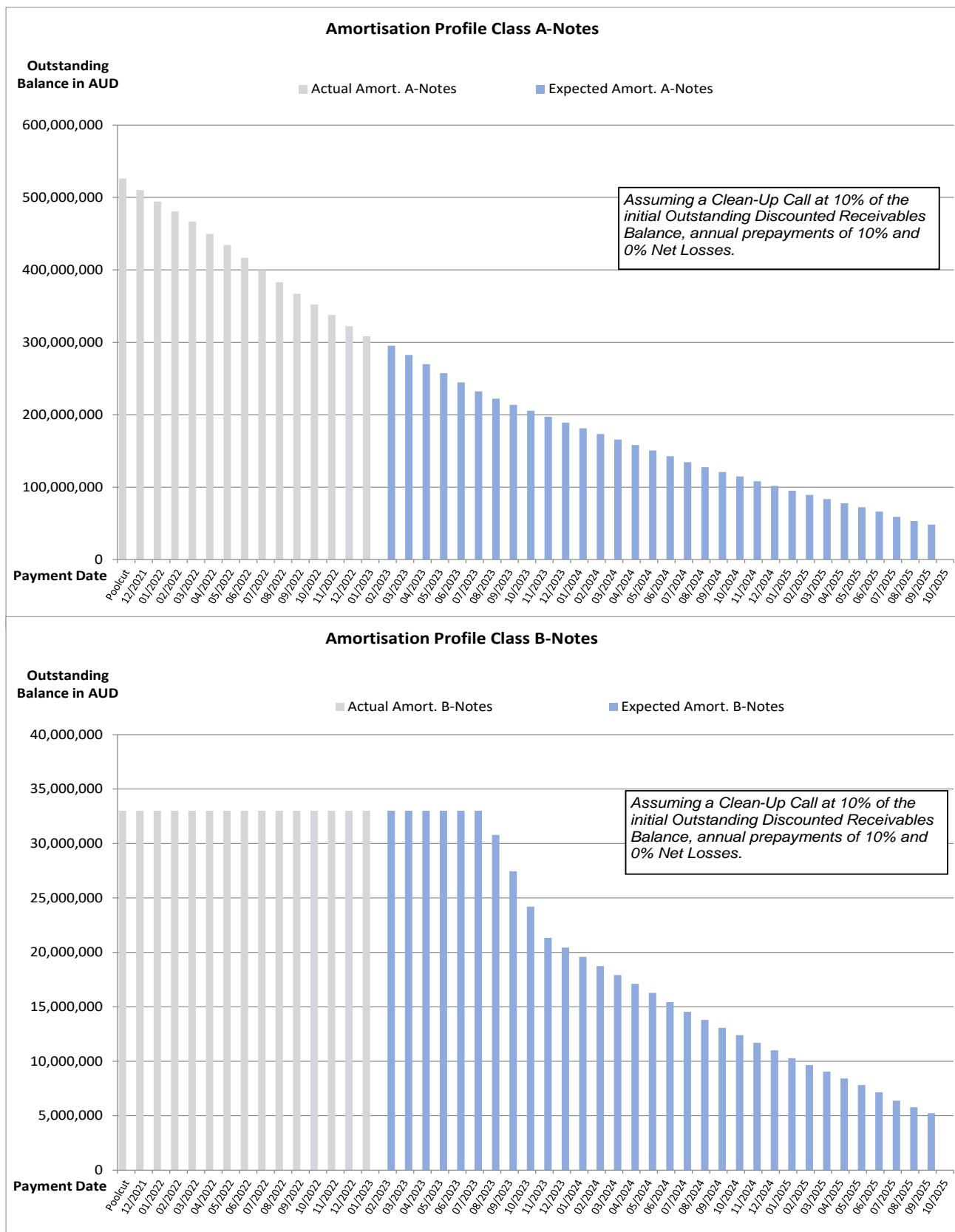
The latest end of month level of retention will be published on a monthly basis in the investor report.

Amortisation Profile I

Note Class	Class A		Class B	
WAL	At Closing: 1.85 yrs	Current: 1.44 yrs	At Closing: 2.84 yrs	Current: 1.62 yrs
Payment Date	Actual Note Balance	Forecasted Note Balance	Actual Note Balance	Forecasted Note Balance
Poolcut	526,200,000.00 AUD	- AUD	33,000,000.00 AUD	- AUD
12/2021	510,049,185.54 AUD	- AUD	33,000,000.00 AUD	- AUD
01/2022	494,276,866.74 AUD	- AUD	33,000,000.00 AUD	- AUD
02/2022	480,766,050.30 AUD	- AUD	33,000,000.00 AUD	- AUD
03/2022	466,604,640.18 AUD	- AUD	33,000,000.00 AUD	- AUD
04/2022	449,793,707.82 AUD	- AUD	33,000,000.00 AUD	- AUD
05/2022	434,204,927.58 AUD	- AUD	33,000,000.00 AUD	- AUD
06/2022	416,766,133.38 AUD	- AUD	33,000,000.00 AUD	- AUD
07/2022	399,553,605.18 AUD	- AUD	33,000,000.00 AUD	- AUD
08/2022	382,999,405.80 AUD	- AUD	33,000,000.00 AUD	- AUD
09/2022	367,050,704.76 AUD	- AUD	33,000,000.00 AUD	- AUD
10/2022	352,075,000.14 AUD	- AUD	33,000,000.00 AUD	- AUD
11/2022	337,754,730.24 AUD	- AUD	33,000,000.00 AUD	- AUD
12/2022	322,389,374.52 AUD	- AUD	33,000,000.00 AUD	- AUD
01/2023	308,497,905.00 AUD	- AUD	33,000,000.00 AUD	- AUD
02/2023	-	295,369,931.04 AUD	-	33,000,000.00 AUD
03/2023	-	282,678,436.66 AUD	-	33,000,000.00 AUD
04/2023	-	269,838,783.86 AUD	-	33,000,000.00 AUD
05/2023	-	257,365,136.40 AUD	-	33,000,000.00 AUD
06/2023	-	244,580,304.50 AUD	-	33,000,000.00 AUD
07/2023	-	232,071,071.71 AUD	-	33,000,000.00 AUD
08/2023	-	222,070,958.02 AUD	-	30,775,935.04 AUD
09/2023	-	213,703,751.70 AUD	-	27,452,820.44 AUD
10/2023	-	205,497,624.42 AUD	-	24,204,167.29 AUD
11/2023	-	197,234,189.75 AUD	-	21,322,615.11 AUD
12/2023	-	189,046,200.13 AUD	-	20,437,427.04 AUD
01/2024	-	181,165,399.96 AUD	-	19,585,448.64 AUD
02/2024	-	173,341,539.47 AUD	-	18,739,625.89 AUD
03/2024	-	165,790,655.67 AUD	-	17,923,314.13 AUD
04/2024	-	158,145,207.19 AUD	-	17,096,779.15 AUD
05/2024	-	150,588,289.73 AUD	-	16,279,815.11 AUD
06/2024	-	142,673,841.85 AUD	-	15,424,199.12 AUD
07/2024	-	134,573,875.73 AUD	-	14,548,527.11 AUD
08/2024	-	127,531,928.45 AUD	-	13,787,235.51 AUD
09/2024	-	120,890,608.66 AUD	-	13,069,254.99 AUD
10/2024	-	114,702,081.25 AUD	-	12,400,225.00 AUD
11/2024	-	108,121,407.92 AUD	-	11,688,800.85 AUD
12/2024	-	101,780,510.13 AUD	-	11,003,298.40 AUD
01/2025	-	95,154,627.74 AUD	-	10,286,986.78 AUD
02/2025	-	89,273,604.62 AUD	-	9,651,200.50 AUD
03/2025	-	83,641,227.48 AUD	-	9,042,294.86 AUD
04/2025	-	77,810,023.20 AUD	-	8,411,894.40 AUD
05/2025	-	72,211,764.10 AUD	-	7,806,677.20 AUD
06/2025	-	66,173,262.44 AUD	-	7,153,866.21 AUD
07/2025	-	58,944,703.05 AUD	-	6,372,400.33 AUD
08/2025	-	53,366,663.55 AUD	-	5,769,369.03 AUD
09/2025	-	48,324,569.94 AUD	-	5,224,277.83 AUD
10/2025	-	- AUD	-	- AUD

*Based on the following assumptions: CPR of 10%, Net Losses of 0% and Clean Up Call at 10% of the original outstanding discounted receivables balance

Amortisation Profile II

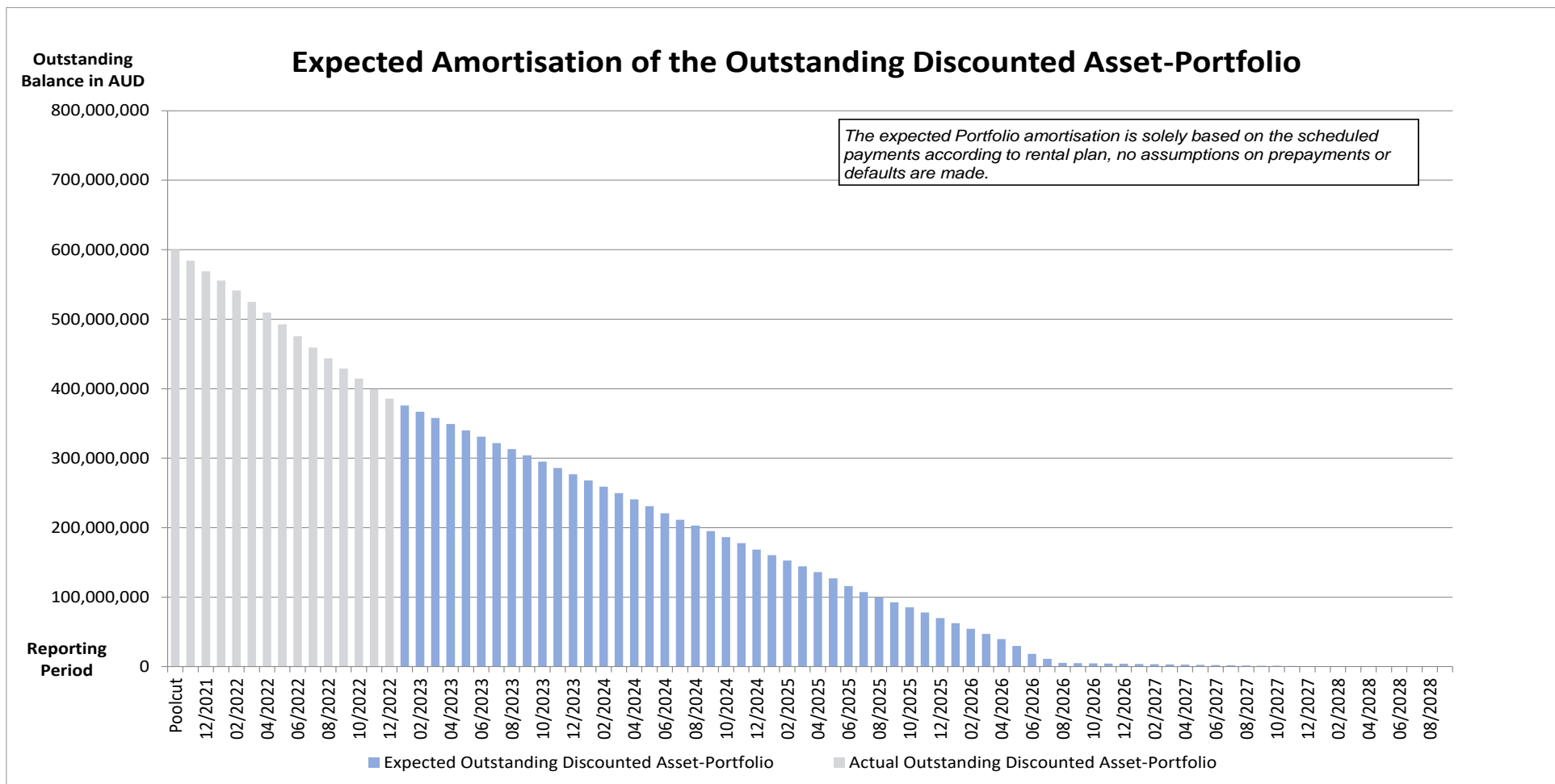


Run Out Schedule I

End of Collection Period	Interest	Principal	Nominal Instalments
arrears	126,000.65 AUD	1,440,122.62 AUD	1,566,123.27 AUD
01/2023	1,576,866.29 AUD	8,575,079.92 AUD	10,151,946.21 AUD
02/2023	1,803,263.45 AUD	8,840,707.19 AUD	10,643,970.64 AUD
03/2023	1,771,637.35 AUD	8,929,380.79 AUD	10,701,018.14 AUD
04/2023	1,733,218.31 AUD	8,865,073.58 AUD	10,598,291.89 AUD
05/2023	1,691,253.82 AUD	9,055,457.78 AUD	10,746,711.60 AUD
06/2023	1,648,235.99 AUD	9,196,066.98 AUD	10,844,302.97 AUD
07/2023	1,604,165.64 AUD	9,081,447.38 AUD	10,685,613.02 AUD
08/2023	1,560,599.75 AUD	8,802,618.92 AUD	10,363,218.67 AUD
09/2023	1,518,290.81 AUD	8,862,945.68 AUD	10,381,236.49 AUD
10/2023	1,475,696.69 AUD	9,054,869.06 AUD	10,530,565.75 AUD
11/2023	1,432,020.61 AUD	9,300,545.19 AUD	10,732,565.80 AUD
12/2023	1,387,061.47 AUD	8,848,079.37 AUD	10,235,140.84 AUD
01/2024	1,344,254.26 AUD	9,027,288.30 AUD	10,371,542.56 AUD
02/2024	1,300,489.39 AUD	8,916,763.79 AUD	10,217,253.18 AUD
03/2024	1,257,238.71 AUD	9,123,597.57 AUD	10,380,836.28 AUD
04/2024	1,213,034.22 AUD	9,093,523.86 AUD	10,306,558.08 AUD
05/2024	1,169,273.06 AUD	9,740,753.49 AUD	10,910,026.55 AUD
06/2024	1,121,895.22 AUD	10,456,980.72 AUD	11,578,875.94 AUD
07/2024	1,071,262.45 AUD	9,032,790.79 AUD	10,104,053.24 AUD
08/2024	1,027,367.93 AUD	8,570,008.33 AUD	9,597,376.26 AUD
09/2024	985,728.05 AUD	7,944,915.73 AUD	8,930,643.78 AUD
10/2024	947,210.66 AUD	8,692,124.78 AUD	9,639,335.44 AUD
11/2024	904,938.62 AUD	8,662,595.06 AUD	9,567,533.68 AUD
12/2024	862,885.43 AUD	9,081,183.43 AUD	9,944,068.86 AUD
01/2025	818,709.51 AUD	8,035,248.50 AUD	8,853,958.01 AUD
02/2025	779,670.57 AUD	7,964,438.56 AUD	8,744,109.13 AUD
03/2025	740,947.11 AUD	8,322,099.75 AUD	9,063,046.86 AUD
04/2025	700,484.99 AUD	8,168,311.57 AUD	8,868,796.56 AUD
05/2025	660,753.83 AUD	8,893,859.71 AUD	9,554,613.54 AUD
06/2025	617,488.52 AUD	11,381,574.80 AUD	11,999,063.32 AUD
07/2025	562,129.19 AUD	8,444,236.59 AUD	9,006,365.78 AUD
08/2025	521,211.47 AUD	7,752,899.69 AUD	8,274,111.16 AUD
09/2025	483,542.97 AUD	7,200,610.67 AUD	7,684,153.64 AUD
10/2025	448,529.03 AUD	7,123,505.81 AUD	7,572,034.84 AUD
11/2025	414,005.28 AUD	7,314,981.79 AUD	7,728,987.07 AUD
12/2025	378,750.25 AUD	8,048,651.52 AUD	8,427,401.77 AUD
01/2026	339,647.79 AUD	7,389,818.57 AUD	7,729,466.36 AUD
02/2026	303,701.37 AUD	7,998,921.45 AUD	8,302,622.82 AUD
03/2026	264,806.55 AUD	7,608,144.68 AUD	7,872,951.23 AUD
04/2026	227,801.24 AUD	7,423,545.73 AUD	7,651,346.97 AUD
05/2026	191,842.02 AUD	9,854,947.89 AUD	10,046,789.91 AUD
06/2026	143,933.72 AUD	11,161,023.63 AUD	11,304,957.35 AUD
07/2026	89,687.61 AUD	7,132,468.13 AUD	7,222,155.74 AUD
08/2026	54,992.50 AUD	5,917,536.61 AUD	5,972,529.11 AUD
09/2026	26,261.20 AUD	343,160.74 AUD	369,421.94 AUD
10/2026	24,591.94 AUD	394,210.52 AUD	418,802.46 AUD
11/2026	22,677.69 AUD	322,316.62 AUD	344,994.31 AUD
12/2026	21,110.23 AUD	321,699.05 AUD	342,809.28 AUD
01/2027	19,552.05 AUD	306,746.38 AUD	326,298.43 AUD

02/2027	18,059.80 AUD	361,009.11 AUD	379,068.91 AUD
03/2027	16,335.57 AUD	325,613.33 AUD	341,948.90 AUD
04/2027	14,758.63 AUD	293,678.83 AUD	308,437.46 AUD
05/2027	13,329.90 AUD	304,480.35 AUD	317,810.25 AUD
06/2027	11,848.76 AUD	305,200.21 AUD	317,048.97 AUD
07/2027	10,364.04 AUD	262,070.42 AUD	272,434.46 AUD
08/2027	9,089.22 AUD	246,095.66 AUD	255,184.88 AUD
09/2027	7,892.05 AUD	232,989.20 AUD	240,881.25 AUD
10/2027	6,758.65 AUD	218,756.91 AUD	225,515.56 AUD
11/2027	5,694.53 AUD	200,665.14 AUD	206,359.67 AUD
12/2027	4,718.34 AUD	183,289.12 AUD	188,007.46 AUD
01/2028	3,826.60 AUD	165,833.36 AUD	169,659.96 AUD
02/2028	3,020.06 AUD	149,838.59 AUD	152,858.65 AUD
03/2028	2,291.07 AUD	134,516.88 AUD	136,807.95 AUD
04/2028	1,636.75 AUD	118,751.75 AUD	120,388.50 AUD
05/2028	1,059.02 AUD	93,946.07 AUD	95,005.09 AUD
06/2028	602.02 AUD	65,378.64 AUD	65,980.66 AUD
07/2028	284.02 AUD	39,562.78 AUD	39,846.80 AUD
08/2028	91.52 AUD	14,794.28 AUD	14,885.80 AUD
09/2028	19.59 AUD	2,039.87 AUD	2,059.46 AUD
10/2028	9.67 AUD	1,344.59 AUD	1,354.26 AUD
11/2028	3.12 AUD	642.13 AUD	645.25 AUD
12/2028	- AUD	- AUD	- AUD
Total	41,522,410.39 AUD	385,740,376.49 AUD	427,262,786.88 AUD

Run Out Schedule II



Outstanding Contracts I - Overview

Total Portfolio as of Poolcut Date			Product Type			
Contract Status Development	Number of Contracts	Outstanding Discounted Receivables Balance	Chattel Mortgage		Consumer Loan	
			Number of Contracts	Outstanding Discounted Receivables Balance	Number of Contracts	Outstanding Discounted Receivables Balance
Normal	15,241	600,025,098.06 AUD	9,371	414,965,143.56 AUD	5,870	185,059,954.50 AUD
In Advance	-	- AUD	-	- AUD	-	- AUD
In Arrears	-	- AUD	-	- AUD	-	- AUD
Paid out/Matured	-	- AUD	-	- AUD	-	- AUD
Early Payout	-	- AUD	-	- AUD	-	- AUD
Gross Salvage	-	- AUD	-	- AUD	-	- AUD
Net Salvage	-	- AUD	-	- AUD	-	- AUD
Total	15,241	600,025,098.06 AUD	9,371	414,965,143.56 AUD	5,870	185,059,954.50 AUD

Total Portfolio as of Previous Month			Product Type			
Contract Status Development	Number of Contracts	Outstanding Discounted Receivables Balance	Chattel Mortgage		Consumer Loan	
			Number of Contracts	Outstanding Discounted Receivables Balance	Number of Contracts	Outstanding Discounted Receivables Balance
Normal	10,294	324,940,461.59 AUD	6,699	238,280,205.62 AUD	3,595	86,660,255.97 AUD
In Advance	1,338	38,474,522.89 AUD	686	22,150,192.53 AUD	652	16,324,330.36 AUD
In Arrears	1,035	35,597,755.48 AUD	589	22,020,535.78 AUD	446	13,577,219.70 AUD
Paid out/Matured	312	- AUD	192	- AUD	120	- AUD
Early Payout	2,245	- AUD	1,192	- AUD	1,053	- AUD
Gross Salvage	8	380,426.42 AUD	8	380,426.42 AUD	-	- AUD
Net Salvage	9	283,366.95 AUD	5	191,738.55 AUD	4	91,628.40 AUD
Total	15,241	399,676,533.33 AUD	9,371	283,023,098.90 AUD	5,870	116,653,434.43 AUD

Total Portfolio as of Current Reporting Period			Product Type			
Contract Status Development	Number of Contracts	Outstanding Discounted Receivables Balance	Chattel Mortgage		Consumer Loan	
			Number of Contracts	Outstanding Discounted Receivables Balance	Number of Contracts	Outstanding Discounted Receivables Balance
Normal	9,654	301,998,737.84 AUD	6,584	230,308,701.85 AUD	3,070	71,690,035.99 AUD
In Advance	1,479	41,446,567.87 AUD	598	19,874,694.60 AUD	881	21,571,873.27 AUD
In Arrears	1,317	41,947,952.58 AUD	657	22,800,328.42 AUD	660	19,147,624.16 AUD
Paid out/Matured	383	- AUD	243	- AUD	140	- AUD
Early Payout	2,391	- AUD	1,276	- AUD	1,115	- AUD
Gross Salvage	6	347,118.20 AUD	6	347,118.20 AUD	-	- AUD
Net Salvage	11	309,595.58 AUD	7	217,967.18 AUD	4	91,628.40 AUD
Total	15,241	386,049,972.07 AUD	9,371	273,548,810.25 AUD	5,870	112,501,161.82 AUD

Outstanding Contracts I - Overview

Total Portfolio as of Poolcut Date			Balloon				Type of Car			
Contract Status Development	Number of Contracts	Outstanding Discounted Receivables Balance	Balloon		No Balloon		New Vehicle		Used Vehicle	
			Number of Contracts	Outstanding Discounted Receivables Balance	Number of Contracts	Outstanding Discounted Receivables Balance	Number of Contracts	Outstanding Discounted Receivables Balance	Number of Contracts	Outstanding Discounted Receivables Balance
Normal	15,241	600,025,098.06 AUD	4,261	251,558,699.25 AUD	10,980	348,466,398.81 AUD	10,680	463,158,976.27 AUD	4,561	136,866,121.79 AUD
In Advance	-	- AUD	-	- AUD	-	- AUD	-	- AUD	-	- AUD
In Arrears	-	- AUD	-	- AUD	-	- AUD	-	- AUD	-	- AUD
Paid out/Matured	-	- AUD	-	- AUD	-	- AUD	-	- AUD	-	- AUD
Early Payout	-	- AUD	-	- AUD	-	- AUD	-	- AUD	-	- AUD
Gross Salvage	-	- AUD	-	- AUD	-	- AUD	-	- AUD	-	- AUD
Net Salvage	-	- AUD	-	- AUD	-	- AUD	-	- AUD	-	- AUD
Total	15,241	600,025,098.06 AUD	4,261	251,558,699.25 AUD	10,980	348,466,398.81 AUD	10,680	463,158,976.27 AUD	4,561	136,866,121.79 AUD

Total Portfolio as of Previous Month			Balloon				Type of Car			
Contract Status Development	Number of Contracts	Outstanding Discounted Receivables Balance	Balloon		No Balloon		New Vehicle		Used Vehicle	
			Number of Contracts	Outstanding Discounted Receivables Balance	Number of Contracts	Outstanding Discounted Receivables Balance	Number of Contracts	Outstanding Discounted Receivables Balance	Number of Contracts	Outstanding Discounted Receivables Balance
Normal	10,294	324,940,461.59 AUD	3,052	154,746,232.05 AUD	7,242	170,194,229.54 AUD	7,407	259,824,858.48 AUD	2,887	65,115,603.11 AUD
In Advance	1,338	38,474,522.89 AUD	274	12,056,419.49 AUD	1,064	26,418,103.40 AUD	904	28,040,979.78 AUD	434	10,433,543.11 AUD
In Arrears	1,035	35,597,755.48 AUD	271	14,100,305.16 AUD	764	21,497,450.32 AUD	732	27,321,576.46 AUD	303	8,276,179.02 AUD
Paid out/Matured	312	- AUD	40	- AUD	272	- AUD	186	- AUD	126	- AUD
Early Payout	2,245	- AUD	616	- AUD	1,629	- AUD	1,443	- AUD	802	- AUD
Gross Salvage	8	380,426.42 AUD	2	159,940.47 AUD	6	220,485.95 AUD	4	343,886.64 AUD	4	36,539.78 AUD
Net Salvage	9	283,366.95 AUD	6	244,982.86 AUD	3	38,384.09 AUD	4	109,947.91 AUD	5	173,419.04 AUD
Total	15,241	399,676,533.33 AUD	4,261	181,307,880.03 AUD	10,980	218,368,653.30 AUD	10,680	315,641,249.27 AUD	4,561	84,035,284.06 AUD

Total Portfolio as of Current Reporting Period			Balloon				Type of Car			
Contract Status Development	Number of Contracts	Outstanding Discounted Receivables Balance	Balloon		No Balloon		New Vehicle		Used Vehicle	
			Number of Contracts	Outstanding Discounted Receivables Balance	Number of Contracts	Outstanding Discounted Receivables Balance	Number of Contracts	Outstanding Discounted Receivables Balance	Number of Contracts	Outstanding Discounted Receivables Balance
Normal	9,654	301,998,737.84 AUD	2,918	147,221,841.00 AUD	6,736	154,776,896.84 AUD	6,959	242,494,955.76 AUD	2,695	59,503,782.08 AUD
In Advance	1,479	41,446,567.87 AUD	289	13,042,149.96 AUD	1,190	28,404,417.91 AUD	1,003	30,791,802.01 AUD	476	10,654,765.86 AUD
In Arrears	1,317	41,947,952.58 AUD	326	15,480,243.65 AUD	991	26,467,708.93 AUD	932	31,216,449.59 AUD	385	10,731,502.99 AUD
Paid out/Matured	383	- AUD	61	- AUD	322	- AUD	237	- AUD	146	- AUD
Early Payout	2,391	- AUD	659	- AUD	1,732	- AUD	1,540	- AUD	851	- AUD
Gross Salvage	6	347,118.20 AUD	2	159,386.75 AUD	4	187,731.45 AUD	4	312,354.85 AUD	2	34,763.35 AUD
Net Salvage	11	309,595.58 AUD	6	244,982.86 AUD	5	64,612.72 AUD	5	135,811.69 AUD	6	173,783.89 AUD
Total	15,241	386,049,972.07 AUD	4,261	176,148,604.22 AUD	10,980	209,901,367.85 AUD	10,680	304,951,373.90 AUD	4,561	81,098,598.17 AUD

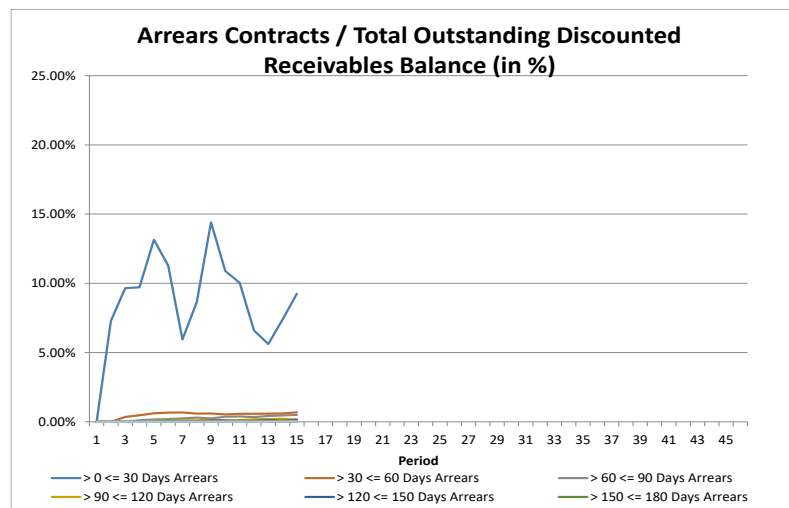
Outstanding Contracts II - Collections

Collections This Reporting Month by Status	Change in Contract Statuses From Last Month	Number of Contracts This Month	Collections
Normal	(640)	9,654	8,492,760.07 AUD
In Advance	141	1,479	1,643,785.42 AUD
In Arrears	282	1,317	983,996.03 AUD
Paid out/Matured	71	383	280,274.90 AUD
Early Payout	146	2,391	4,246,875.93 AUD
Gross Salvage	(2)	6	1,167.76 AUD
Net Salvage	2	11	42,865.38 AUD
Total	-	15,241	15,691,725.49 AUD

Development of Pool within Reporting Period	Number of Active Contracts	Total Number of Contracts	Collection Variations	Outstanding Nominal Balance
Beginning of Period	12,675	15,241		443,389,822.09 AUD
Scheduled Collections For Contracts Active This Period			10,649,874.28 AUD	10,649,874.28 AUD
Collections Variations From Normal Contracts This Period			219,982.79 AUD	
Collection Variations From Contracts Paying Out Early This Period			4,251,669.48 AUD	
Collection Variations From Contracts Paying Out/Maturing This Period			160,524.86 AUD	
Collection Variations from Contracts in Advance This Period			783,522.26 AUD	
Collection Variations from Contract In Arrears This Period			(272,070.98 AUD)	
Collection Variations from Contracts Going Into Gross Salvage This Period			(6,327.81 AUD)	
Collection Variations from Contracts Going Into Net Salvage This Period			39,557.48 AUD	
Other Variations From Scheduled Collections This Period			- AUD	
<i>Instalment Collection Variations</i>			5,176,858.08 AUD	5,176,858.08 AUD
Contract Fees Collected This Period			49,414.28 AUD	
Interest Compensation Collections This Period			(184,421.15 AUD)	
<i>Non Instalment Collection Variations</i>			(135,006.87 AUD)	
Actual Collections For Contracts Active This Period			15,691,725.49 AUD	
Number of Contracts Paid Out Early This Month	146			
Number of Contracts Paid Out/Matured This Month	71			
Number of Contracts Into Net Salvage This Month	2			
Repurchased Contracts	-	-		
Less Recoveries After Net Salvage				- AUD
Reduced Nominal Balance Due to Unpaid Rental At Net Salvage				27,566.12 AUD
Reduced Nominal Balance Due to Unpaid Rental At Early Payout				274,626.75 AUD
Reduced Nominal Balance Due to Other				(1,890.02 AUD)
End of Period	12,456	15,241		427,262,786.88 AUD

Arrears Contracts

Total Portfolio					Chattel Mortgage		Consumer Loan	
Days in Arrears	Number of Contracts	Number of Contracts (%)	Outstanding Discounted Receivables Balance	Outstanding Discounted Receivables Balance (%)	Number of Contracts	Outstanding Discounted Receivables Balance	Number of Contracts	Outstanding Discounted Receivables Balance
> 0 <= 30	1,138	9.14%	35,665,856.43 AUD	9.25%	524	17,606,577.95 AUD	614	18,059,278.48 AUD
> 30 <= 60	85	0.68%	2,673,765.70 AUD	0.69%	60	2,035,236.53 AUD	25	638,529.17 AUD
> 60 <= 90	51	0.41%	1,897,007.10 AUD	0.49%	39	1,625,239.75 AUD	12	271,767.35 AUD
> 90 <= 120	14	0.11%	571,156.32 AUD	0.15%	9	451,201.44 AUD	5	119,954.88 AUD
> 120 <= 150	14	0.11%	607,141.54 AUD	0.16%	13	603,310.86 AUD	1	3,830.68 AUD
> 150 <= 180	9	0.07%	221,567.81 AUD	0.06%	8	186,514.05 AUD	1	35,053.76 AUD
> 180 <= 210	5	0.04%	245,951.20 AUD	0.06%	4	236,110.05 AUD	1	9,841.15 AUD
> 210 <= 240	4	0.03%	246,520.38 AUD	0.06%	4	246,520.38 AUD	-	- AUD
> 240 <= 270	1	0.01%	123,573.22 AUD	0.03%	1	123,573.22 AUD	-	- AUD
> 270 <= 300	-	0.00%	- AUD	0.00%	-	- AUD	-	- AUD
> 300 <= 330	-	0.00%	- AUD	0.00%	-	- AUD	-	- AUD
> 330 <= 360	-	0.00%	- AUD	0.00%	-	- AUD	-	- AUD
> 360	1	0.01%	9,368.69 AUD	0.00%	-	- AUD	1	9,368.69 AUD
Total	1,322	10.61%	42,261,908.39 AUD	10.96%	662	23,114,284.23 AUD	660	19,147,624.16 AUD



Arrears Contracts

Total Portfolio					Balloon				Vehicle Status			
Days in Arrears	Number of Contracts	Number of Contracts (%)	Outstanding Discounted Receivables Balance	Outstanding Discounted Receivables Balance (%)	Balloon		No Balloon		New		Used	
					Number of Contracts	Outstanding Discounted Receivables Balance	Number of Contracts	Outstanding Discounted Receivables Balance	Number of Contracts	Outstanding Discounted Receivables Balance	Number of Contracts	Outstanding Discounted Receivables Balance
> 0 <= 30	1,138	9.14%	35,665,856.43 AUD	9.25%	260	12,129,622.80 AUD	878	23,536,233.63 AUD	812	26,835,157.31 AUD	326	8,830,699.12 AUD
> 30 <= 60	85	0.68%	2,673,765.70 AUD	0.69%	33	1,490,990.57 AUD	52	1,182,775.13 AUD	56	1,764,146.69 AUD	29	909,619.01 AUD
> 60 <= 90	51	0.41%	1,897,007.10 AUD	0.49%	18	990,418.61 AUD	33	906,588.49 AUD	35	1,366,750.85 AUD	16	530,256.25 AUD
> 90 <= 120	14	0.11%	571,156.32 AUD	0.15%	5	328,599.59 AUD	9	242,556.73 AUD	11	538,204.09 AUD	3	32,952.23 AUD
> 120 <= 150	14	0.11%	607,141.54 AUD	0.16%	4	215,159.05 AUD	10	391,982.49 AUD	10	388,758.03 AUD	4	218,383.51 AUD
> 150 <= 180	9	0.07%	221,567.81 AUD	0.06%	2	69,205.10 AUD	7	152,362.71 AUD	4	97,514.56 AUD	5	124,053.25 AUD
> 180 <= 210	5	0.04%	245,951.20 AUD	0.06%	3	200,281.56 AUD	2	45,669.64 AUD	3	189,977.88 AUD	2	55,973.32 AUD
> 210 <= 240	4	0.03%	246,520.38 AUD	0.06%	2	182,190.73 AUD	2	64,329.65 AUD	2	182,190.73 AUD	2	64,329.65 AUD
> 240 <= 270	1	0.01%	123,573.22 AUD	0.03%	-	- AUD	1	123,573.22 AUD	1	123,573.22 AUD	-	- AUD
> 270 <= 300	-	0.00%	- AUD	0.00%	-	- AUD	-	- AUD	-	- AUD	-	- AUD
> 300 <= 330	-	0.00%	- AUD	0.00%	-	- AUD	-	- AUD	-	- AUD	-	- AUD
> 330 <= 360	-	0.00%	- AUD	0.00%	-	- AUD	-	- AUD	-	- AUD	-	- AUD
> 360	1	0.01%	9,368.69 AUD	0.00%	-	- AUD	1	9,368.69 AUD	1	9,368.69 AUD	-	- AUD
Total	1,322	10.61%	42,261,908.39 AUD	10.96%	327	15,606,468.01 AUD	995	26,655,440.38 AUD	935	31,495,642.05 AUD	387	10,766,266.34 AUD

Net Salvage Loss

Net Salvage Loss This Period			
Product Type	Type of Car	Number of Contracts	Net Salvage Loss
Chattel Mortgage	New	1	25,863.78 AUD
	Used	1	364.85 AUD
Total Chattel Mortgage		2	26,228.63 AUD
Consumer Loan	New	-	- AUD
	Used	-	- AUD
Total Consumer Loan		-	- AUD
Total		2	26,228.63 AUD

Cumulative Net Salvage Loss as of the End of the Monthly Period	318,360.97 AUD
Outstanding Discounted Receivables Balance at Poolcut	600,025,098.06 AUD
Cumulative Net Loss Ratio	0.05306%

Monthly Period	Per Period		Cumulative Net Salvage Loss	
	Number of Contracts	Net Salvage Loss	Number of Contracts	Net Salvage Loss
11/2021	-	- AUD	-	- AUD
12/2021	-	- AUD	-	- AUD
01/2022	-	- AUD	-	- AUD
02/2022	-	- AUD	-	- AUD
03/2022	-	- AUD	-	- AUD
04/2022	-	- AUD	-	- AUD
05/2022	-	- AUD	-	- AUD
06/2022	-	- AUD	-	- AUD
07/2022	1	23,440.30 AUD	1	23,440.30 AUD
08/2022	4	57,706.41 AUD	5	81,146.71 AUD
09/2022	1	60,349.39 AUD	6	141,496.10 AUD
10/2022	1	5,937.71 AUD	7	147,433.81 AUD
11/2022	2	144,698.53 AUD	9	292,132.34 AUD
12/2022	2	26,228.63 AUD	11	318,360.97 AUD
01/2023	-	- AUD	-	- AUD
02/2023	-	- AUD	-	- AUD
03/2023	-	- AUD	-	- AUD
04/2023	-	- AUD	-	- AUD
05/2023	-	- AUD	-	- AUD
06/2023	-	- AUD	-	- AUD
07/2023	-	- AUD	-	- AUD
08/2023	-	- AUD	-	- AUD
09/2023	-	- AUD	-	- AUD
10/2023	-	- AUD	-	- AUD
11/2023	-	- AUD	-	- AUD
12/2023	-	- AUD	-	- AUD
01/2024	-	- AUD	-	- AUD
02/2024	-	- AUD	-	- AUD
03/2024	-	- AUD	-	- AUD
04/2024	-	- AUD	-	- AUD
05/2024	-	- AUD	-	- AUD
06/2024	-	- AUD	-	- AUD
07/2024	-	- AUD	-	- AUD
08/2024	-	- AUD	-	- AUD
09/2024	-	- AUD	-	- AUD
10/2024	-	- AUD	-	- AUD
11/2024	-	- AUD	-	- AUD
12/2024	-	- AUD	-	- AUD
01/2025	-	- AUD	-	- AUD
02/2025	-	- AUD	-	- AUD
03/2025	-	- AUD	-	- AUD
04/2025	-	- AUD	-	- AUD
05/2025	-	- AUD	-	- AUD
06/2025	-	- AUD	-	- AUD
07/2025	-	- AUD	-	- AUD
08/2025	-	- AUD	-	- AUD
09/2025	-	- AUD	-	- AUD
10/2025	-	- AUD	-	- AUD
11/2025	-	- AUD	-	- AUD
Total	11	318,360.97 AUD		

Net Salvage After Recoveries

Net Salvaged Contracts						
Product Type	Vehicle Status	Number of Contracts	Gross Salvage Loss	Net Salvage Loss	Recoveries After Net Salvage	Net Salvage Loss After Recoveries
Chattel Mortgage	New	3	153,812.74 AUD	73,250.49 AUD	20,847.13 AUD	52,403.36 AUD
	Used	4	185,680.32 AUD	150,793.37 AUD	- AUD	150,793.37 AUD
Total Chattel Mortgage		7	339,493.06 AUD	224,043.86 AUD	20,847.13 AUD	203,196.73 AUD
Consumer Loan	New	2	66,539.05 AUD	66,287.10 AUD	(656.00) AUD	66,943.10 AUD
	Used	2	90,093.43 AUD	28,030.01 AUD	100.00 AUD	27,930.01 AUD
Total Consumer Loan		4	156,632.48 AUD	94,317.11 AUD	(556.00) AUD	94,873.11 AUD
Total		11	496,125.54 AUD	318,360.97 AUD	20,291.13 AUD	298,069.84 AUD

Prepayments

Period Number	Reporting Period	Unscheduled Payments	Opening Outstanding Discounted Receivables Balance	Periodic CPR	Annualised CPR
0	Poolcut	- AUD	- AUD		
1	11/2021	5,188,258.11 AUD	600,025,098.06 AUD	0.86%	10.03%
2	12/2021	4,579,685.92 AUD	584,284,031.03 AUD	0.78%	8.85%
3	01/2022	2,741,342.02 AUD	568,933,158.93 AUD	0.48%	5.53%
4	02/2022	3,337,851.56 AUD	555,556,298.45 AUD	0.60%	7.56%
5	03/2022	5,445,824.85 AUD	541,478,701.09 AUD	1.01%	11.22%
6	04/2022	4,593,099.08 AUD	524,992,591.30 AUD	0.87%	10.14%
7	05/2022	6,363,116.33 AUD	509,466,787.17 AUD	1.25%	13.76%
8	06/2022	6,297,060.40 AUD	492,432,848.37 AUD	1.28%	14.49%
9	07/2022	5,980,710.84 AUD	475,580,922.30 AUD	1.26%	13.84%
10	08/2022	5,404,312.88 AUD	459,209,842.01 AUD	1.18%	13.01%
11	09/2022	4,751,296.31 AUD	443,615,516.21 AUD	1.07%	12.28%
12	10/2022	4,429,370.71 AUD	428,807,300.51 AUD	1.03%	11.51%
13	11/2022	3,951,482.72 AUD	414,561,296.17 AUD	0.95%	11.00%
14	12/2022	3,173,581.07 AUD	399,393,166.38 AUD	0.79%	8.97%

The annualised Constant Prepayment Rate (CPR) of the underlying receivables is based upon the most recent periodic CPR. Periodic CPR is equal to the total unscheduled principal received in the most recent period divided by the start of period principal balance. This is then annualised as follows:

$$1 - ((1 - \text{Periodic CPR})^{\text{number of periods in a year}})$$

Pool Data I

Down Payments

Total Portfolio						Product Type			
Down Payment	Number of Contracts	Percentage of Contracts	Outstanding Discounted Receivables Balance	Percentage of Balance	Down Payment/ Purchase Price in %	Chattel Mortgage		Consumer Loan	
						Number of Contracts	Outstanding Discounted Receivables Balance	Number of Contracts	Outstanding Discounted Receivables Balance
No Down Payment	2,182	17.52%	70,464,365.48 AUD	18.27%	0.00%	1,506	53,821,735.42 AUD	676	16,642,630.06 AUD
0.01 - 10,000.00	6,173	49.56%	174,331,478.47 AUD	45.19%	10.95%	3,690	113,771,776.43 AUD	2,483	60,559,702.04 AUD
10,000.01 - 20,000.00	2,406	19.32%	72,921,197.25 AUD	18.90%	26.59%	1,550	52,765,195.53 AUD	856	20,156,001.72 AUD
20,000.01 - 30,000.00	877	7.04%	28,962,288.10 AUD	7.51%	35.84%	533	20,867,688.00 AUD	344	8,094,600.10 AUD
30,000.01 - 40,000.00	402	3.23%	13,980,637.04 AUD	3.62%	42.50%	261	10,430,539.57 AUD	141	3,550,097.47 AUD
40,000.01 - 50,000.00	187	1.50%	8,421,490.27 AUD	2.18%	44.31%	124	6,602,924.26 AUD	63	1,818,566.01 AUD
50,000.01 - 60,000.00	94	0.75%	5,128,498.32 AUD	1.33%	45.06%	70	4,452,817.90 AUD	24	675,680.42 AUD
60,000.01 - 70,000.00	49	0.39%	3,265,108.17 AUD	0.85%	46.28%	41	3,059,682.93 AUD	8	205,425.24 AUD
70,000.01 - 80,000.00	23	0.18%	1,281,957.90 AUD	0.33%	49.59%	16	1,021,287.16 AUD	7	260,670.74 AUD
80,000.01 - 90,000.00	16	0.13%	985,473.84 AUD	0.26%	54.10%	13	865,814.82 AUD	3	119,659.02 AUD
90,000.01 - 100,000.00	11	0.09%	1,191,495.29 AUD	0.31%	46.51%	8	1,024,488.94 AUD	3	167,006.35 AUD
100,000.01 - 110,000.00	7	0.06%	822,105.39 AUD	0.21%	42.43%	7	822,105.39 AUD	-	- AUD
110,000.01 - 120,000.00	5	0.04%	636,950.64 AUD	0.17%	48.81%	5	636,950.64 AUD	-	- AUD
120,000.01 - 130,000.00	5	0.04%	534,233.71 AUD	0.14%	51.70%	3	472,835.45 AUD	2	61,398.26 AUD
130,000.01 - 140,000.00	3	0.02%	469,321.04 AUD	0.12%	44.71%	3	469,321.04 AUD	-	- AUD
140,000.01 - 150,000.00	-	0.00%	- AUD	0.00%	0.00%	-	- AUD	-	- AUD
> 150,000.00	16	0.13%	2,343,775.58 AUD	0.61%	63.55%	15	2,245,679.59 AUD	1	98,095.99 AUD
Total	12,456	100.00%	385,740,376.49 AUD	100.00%	19.57%	7,845	273,330,843.07 AUD	4,611	112,409,533.42 AUD

Statistics Down Payments	
Minimum Down Payment	- AUD
Maximum Down Payment	630,000.00 AUD
Weighted Average Down Payment (Customers that made a Down Payment)	16,904.51 AUD
Weighted Average Down Payment	13,816.51 AUD

Type of Payment

Total Portfolio				
Type of Payment	Number of Contracts	Percentage of Contracts	Outstanding Discounted Receivables Balance	Percentage of Balance
Direct Debit	12,220	98.11%	378,368,960.86 AUD	98.09%
Other	236	1.89%	7,371,415.63 AUD	1.91%
Total	12,456	100.00%	385,740,376.49 AUD	100.00%

Product Type			
Chattel Mortgage		Consumer Loan	
Number of Contracts	Outstanding Discounted Receivables Balance	Number of Contracts	Outstanding Discounted Receivables Balance
7,691	267,731,529	4,529	110,637,432
154	5,599,314	82	1,772,102
7,845	273,330,843.07 AUD	4,611	112,409,533.42 AUD

Pool Data I

Down Payments

Total Portfolio						Balloon				Vehicle Status			
Down Payment	Number of Contracts	Percentage of Contracts	Outstanding Discounted Receivables Balance	Percentage of Balance	Down Payment/ Purchase Price in %	Balloon		No Balloon		New		Used	
						Number of Contracts	Outstanding Discounted Receivables Balance	Number of Contracts	Outstanding Discounted Receivables Balance	Number of Contracts	Outstanding Discounted Receivables Balance	Number of Contracts	Outstanding Discounted Receivables Balance
No Down Payment	2,182	17.52%	70,464,365.48 AUD	18.27%	0.00%	749	36,519,738.17 AUD	1,433	33,944,627.31 AUD	1,469	56,358,084.35 AUD	713	14,106,281.13 AUD
0.01 - 10,000.00	6,173	49.56%	174,331,478.47 AUD	45.19%	10.95%	1,604	70,175,222.18 AUD	4,569	104,156,256.29 AUD	4,190	132,312,994.38 AUD	1,983	42,018,484.09 AUD
10,000.01 - 20,000.00	2,406	19.32%	72,921,197.25 AUD	18.90%	26.59%	666	31,468,466.19 AUD	1,740	41,452,731.06 AUD	1,819	58,193,157.66 AUD	587	14,728,039.59 AUD
20,000.01 - 30,000.00	877	7.04%	28,962,288.10 AUD	7.51%	35.84%	245	14,286,700.87 AUD	632	14,675,587.23 AUD	719	24,163,341.42 AUD	158	4,798,946.68 AUD
30,000.01 - 40,000.00	402	3.23%	13,980,637.04 AUD	3.62%	42.50%	106	6,733,609.83 AUD	296	7,247,027.21 AUD	342	12,201,462.60 AUD	60	1,779,174.44 AUD
40,000.01 - 50,000.00	187	1.50%	8,421,490.27 AUD	2.18%	44.31%	62	5,099,329.02 AUD	125	3,322,161.25 AUD	153	6,766,582.47 AUD	34	1,654,907.80 AUD
50,000.01 - 60,000.00	94	0.75%	5,128,498.32 AUD	1.33%	45.06%	38	3,343,990.99 AUD	56	1,784,507.33 AUD	86	4,741,393.09 AUD	8	387,105.23 AUD
60,000.01 - 70,000.00	49	0.39%	3,265,108.17 AUD	0.85%	46.28%	22	2,242,969.08 AUD	27	1,022,139.09 AUD	43	2,762,360.83 AUD	6	502,747.34 AUD
70,000.01 - 80,000.00	23	0.18%	1,281,957.90 AUD	0.33%	49.59%	8	625,759.61 AUD	15	656,198.29 AUD	22	1,162,148.32 AUD	1	119,809.58 AUD
80,000.01 - 90,000.00	16	0.13%	985,473.84 AUD	0.26%	54.10%	5	590,863.08 AUD	11	394,610.76 AUD	15	922,278.75 AUD	1	63,195.09 AUD
90,000.01 - 100,000.00	11	0.09%	1,191,495.29 AUD	0.31%	46.51%	6	858,716.44 AUD	5	332,778.85 AUD	10	1,123,984.57 AUD	1	67,510.72 AUD
100,000.01 - 110,000.00	7	0.06%	822,105.39 AUD	0.21%	42.43%	2	390,665.69 AUD	5	431,439.70 AUD	5	569,773.11 AUD	2	252,332.28 AUD
110,000.01 - 120,000.00	5	0.04%	636,950.64 AUD	0.17%	48.81%	4	600,084.74 AUD	1	36,865.90 AUD	4	522,490.45 AUD	1	114,460.19 AUD
120,000.01 - 130,000.00	5	0.04%	534,233.71 AUD	0.14%	51.70%	3	472,835.45 AUD	2	61,398.26 AUD	4	352,730.81 AUD	1	181,502.90 AUD
130,000.01 - 140,000.00	3	0.02%	469,321.04 AUD	0.12%	44.71%	3	469,321.04 AUD	-	- AUD	3	469,321.04 AUD	-	- AUD
140,000.01 - 150,000.00	-	0.00%	- AUD	0.00%	0.00%	-	- AUD	-	- AUD	-	- AUD	-	- AUD
> 150,000.00	16	0.13%	2,343,775.58 AUD	0.61%	63.55%	12	2,025,348.98 AUD	4	318,426.60 AUD	14	2,193,458.36 AUD	2	150,317.22 AUD
Total	12,456	100.00%	385,740,376.49 AUD	100.00%	19.57%	3,535	175,903,621.36 AUD	8,921	209,836,755.13 AUD	8,898	304,815,562.21 AUD	3,558	80,924,814.28 AUD

Statistics Down Payments	
Minimum Down Payment	- AUD
Maximum Down Payment	630,000.00 AUD
Weighted Average Down Payment (Customers that made a Down Payment)	16,904.51 AUD
Weighted Average Down Payment	13,816.51 AUD

Type of Payment

Total Portfolio				
Type of Payment	Number of Contracts	Percentage of Contracts	Outstanding Discounted Receivables Balance	Percentage of Balance
Direct Debit	12,220	98.11%	378,368,960.86 AUD	98.09%
Other	236	1.89%	7,371,415.63 AUD	1.91%
Total	12,456	100.00%	385,740,376.49 AUD	100.00%

Balloon				Vehicle Status			
Balloon		No Balloon		New		Used	
Number of Contracts	Outstanding Discounted Receivables Balance	Number of Contracts	Outstanding Discounted Receivables Balance	Number of Contracts	Outstanding Discounted Receivables Balance	Number of Contracts	Outstanding Discounted Receivables Balance
3,466	172,231,725	8,754	206,137,236	8,737	299,160,102	3,483	79,208,859
69	3,671,897	167	3,699,519	161	5,655,460	75	1,715,955
3,535	175,903,621.36 AUD	8,921	209,836,755.13 AUD	8,898	304,815,562.21 AUD	3,558	80,924,814.28 AUD

Pool Data II

Distribution of Contracts and Vehicles per Borrower

Number of Contracts Per Borrower	Number of Customers	Percentage of Customers	Number of Contracts	Percentage of Contracts	Outstanding Discounted Receivables Balance	Percentage of Balance
1	14,715	99.14%	12,254	98.16%	459,689,795.21 AUD	98.26%
2	122	0.82%	212	1.70%	7,797,092.47 AUD	1.67%
3	6	0.04%	18	0.14%	347,271.29 AUD	0.07%
4	-	0.00%	-	0.00%	- AUD	0.00%
5	-	0.00%	-	0.00%	- AUD	0.00%
6 - 10	-	0.00%	-	0.00%	- AUD	0.00%
> 10	-	0.00%	-	0.00%	- AUD	0.00%
Total	14,843	100.00%	12,484	100.00%	467,834,158.97 AUD	100.00%

Top 20 Borrower

Ranking	Outstanding Discounted Receivables Balance	Percentage of Overall Balance	Number of Contracts
1	592,319.49 AUD	0.15355 %	1
2	368,751.60 AUD	0.09560 %	1
3	368,751.60 AUD	0.09560 %	1
4	356,395.47 AUD	0.09239 %	1
5	356,395.47 AUD	0.09239 %	1
6	348,052.65 AUD	0.09023 %	1
7	343,725.42 AUD	0.08911 %	1
8	332,873.44 AUD	0.08629 %	1
9	319,929.18 AUD	0.08294 %	1
10	319,929.18 AUD	0.08294 %	1
11	300,506.70 AUD	0.07790 %	1
12	296,826.21 AUD	0.07695 %	1
13	262,681.85 AUD	0.06810 %	1
14	255,621.03 AUD	0.06627 %	1
15	253,232.78 AUD	0.06565 %	1
16	250,454.04 AUD	0.06493 %	1
17	250,009.19 AUD	0.06481 %	1
18	244,621.99 AUD	0.06342 %	1
19	244,212.14 AUD	0.06331 %	1
20	234,735.97 AUD	0.06085 %	1
	6,300,025.40 AUD	1.63323 %	20

Pool Data III

Distribution by Outstanding Discounted Receivables Balance

Total Portfolio					Product Type			
Distribution by Outstanding Discounted Receivables Balance	Number of Contracts	Percentage of Contracts	Outstanding Discounted Receivables Balance	Percentage of Balance	Chattel Mortgage		Consumer Loan	
					Number of Contracts	Outstanding Discounted Receivables Balance	Number of Contracts	Outstanding Discounted Receivables Balance
0.00 - 10,000.00	1,273	10.22%	7,751,126.35 AUD	2.01%	616	3,723,210.80 AUD	657	4,027,915.55 AUD
10,000.01 - 20,000.00	3,142	25.22%	48,419,367.28 AUD	12.55%	1,668	25,964,964.10 AUD	1,474	22,454,403.18 AUD
20,000.01 - 30,000.00	3,099	24.88%	76,861,269.17 AUD	19.93%	1,884	47,007,620.22 AUD	1,215	29,853,648.95 AUD
30,000.01 - 40,000.00	2,136	17.15%	73,871,927.56 AUD	19.15%	1,448	50,024,842.36 AUD	688	23,847,085.20 AUD
40,000.01 - 50,000.00	1,178	9.46%	52,379,170.33 AUD	13.58%	884	39,325,696.97 AUD	294	13,053,473.36 AUD
50,000.01 - 60,000.00	583	4.68%	31,821,036.64 AUD	8.25%	438	23,983,709.11 AUD	145	7,837,327.53 AUD
60,000.01 - 70,000.00	324	2.60%	20,992,402.93 AUD	5.44%	273	17,699,164.19 AUD	51	3,293,238.74 AUD
70,000.01 - 80,000.00	220	1.77%	16,452,757.67 AUD	4.27%	193	14,454,381.05 AUD	27	1,998,376.62 AUD
80,000.01 - 90,000.00	152	1.22%	12,899,336.91 AUD	3.34%	126	10,695,659.82 AUD	26	2,203,677.09 AUD
90,000.01 - 100,000.00	104	0.83%	9,856,158.70 AUD	2.56%	86	8,139,756.27 AUD	18	1,716,402.43 AUD
100,000.01 - 110,000.00	69	0.55%	7,237,253.07 AUD	1.88%	63	6,617,516.07 AUD	6	619,737.00 AUD
110,000.01 - 120,000.00	57	0.46%	6,571,199.13 AUD	1.70%	53	6,108,172.43 AUD	4	463,026.70 AUD
120,000.01 - 130,000.00	23	0.18%	2,884,789.06 AUD	0.75%	21	2,637,237.48 AUD	2	247,551.58 AUD
130,000.01 - 140,000.00	22	0.18%	2,972,147.03 AUD	0.77%	22	2,972,147.03 AUD	-	- AUD
140,000.01 - 150,000.00	15	0.12%	2,153,758.62 AUD	0.56%	15	2,153,758.62 AUD	-	- AUD
> 150,000.00	59	0.47%	12,616,676.04 AUD	3.27%	55	11,823,006.55 AUD	4	793,669.49 AUD
Total	12,456	100.00%	385,740,376.49 AUD	100.00%	7,845	273,330,843.07 AUD	4,611	112,409,533.42 AUD

Statistics Outstanding Discounted Receivables Balance	
Minimum Outstanding Discounted Receivables Balance	- AUD
Maximum Outstanding Discounted Receivables Balance	592,319.49 AUD
Average Outstanding Discounted Receivables Balance	30,968.24 AUD

Distribution by Original Balance

Total Portfolio					Product Type			
Distribution by Original Balance	Number of Contracts	Percentage of Contracts	Outstanding Discounted Receivables Balance	Percentage of Balance	Chattel Mortgage		Consumer Loan	
					Number of Contracts	Outstanding Discounted Receivables Balance	Number of Contracts	Outstanding Discounted Receivables Balance
0.00 - 10,000.00	78	0.63%	269,187.37 AUD	0.07%	30	86,624.85 AUD	48	182,562.52 AUD
10,000.01 - 20,000.00	1,179	9.47%	10,379,181.25 AUD	2.69%	518	4,586,414.75 AUD	661	5,792,766.50 AUD
20,000.01 - 30,000.00	2,531	20.32%	39,063,155.13 AUD	10.13%	1,306	20,151,507.50 AUD	1,225	18,911,647.63 AUD
30,000.01 - 40,000.00	2,575	20.67%	57,636,912.59 AUD	14.94%	1,495	33,245,991.86 AUD	1,080	24,390,920.73 AUD
40,000.01 - 50,000.00	1,970	15.82%	58,685,725.68 AUD	15.21%	1,300	38,696,422.82 AUD	670	19,989,302.86 AUD
50,000.01 - 60,000.00	1,510	12.12%	54,298,056.45 AUD	14.08%	1,097	39,249,029.21 AUD	413	15,049,027.24 AUD
60,000.01 - 70,000.00	985	7.91%	42,424,513.16 AUD	11.00%	714	30,604,841.91 AUD	271	11,819,671.25 AUD
70,000.01 - 80,000.00	503	4.04%	25,592,834.13 AUD	6.63%	403	20,568,459.28 AUD	100	5,024,374.85 AUD
80,000.01 - 90,000.00	277	2.22%	16,781,509.89 AUD	4.35%	233	14,163,097.13 AUD	44	2,618,412.76 AUD
90,000.01 - 100,000.00	184	1.48%	12,483,774.41 AUD	3.24%	161	10,887,850.68 AUD	23	1,595,923.73 AUD
100,000.01 - 110,000.00	210	1.69%	15,837,464.13 AUD	4.11%	183	13,824,895.64 AUD	27	2,012,568.49 AUD
110,000.01 - 120,000.00	94	0.75%	7,752,873.80 AUD	2.01%	84	6,884,262.82 AUD	10	868,610.98 AUD
120,000.01 - 130,000.00	87	0.70%	8,065,550.11 AUD	2.09%	67	6,254,419.64 AUD	20	1,811,130.47 AUD
130,000.01 - 140,000.00	66	0.53%	6,726,239.47 AUD	1.74%	59	6,004,397.82 AUD	7	721,841.65 AUD
140,000.01 - 150,000.00	48	0.39%	5,155,260.59 AUD	1.34%	46	4,942,271.16 AUD	2	212,989.43 AUD
> 150,000.00	159	1.28%	24,588,138.33 AUD	6.37%	149	23,180,356.00 AUD	10	1,407,782.33 AUD
Total	12,456	100.00%	385,740,376.49 AUD	100.00%	7,845	273,330,843.07 AUD	4,611	112,409,533.42 AUD

Statistics	
Minimum Original Balance	5,398.00 AUD
Maximum Original Balance	670,450.00 AUD
Weighted Average Original Receivables Balance (by ODRB)	70,558.54 AUD

Pool Data III

Distribution by Outstanding Discounted Receivables Balance

Total Portfolio					Balloon				Vehicle Status			
Distribution by Outstanding Discounted Receivables Balance	Number of Contracts	Percentage of Contracts	Outstanding Discounted Receivables Balance	Percentage of Balance	Balloon		No Balloon		New		Used	
					Number of Contracts	Outstanding Discounted Receivables Balance	Number of Contracts	Outstanding Discounted Receivables Balance	Number of Contracts	Outstanding Discounted Receivables Balance	Number of Contracts	Outstanding Discounted Receivables Balance
0.00 - 10,000.00	1,273	10.22%	7,751,126.35 AUD	2.01%	30	150,031.59 AUD	1,243	7,601,094.76 AUD	540	3,349,642.58 AUD	733	4,401,483.77 AUD
10,000.01 - 20,000.00	3,142	25.22%	48,419,367.28 AUD	12.55%	210	3,416,044.64 AUD	2,932	45,003,322.64 AUD	1,943	30,499,462.57 AUD	1,199	17,919,904.71 AUD
20,000.01 - 30,000.00	3,099	24.88%	76,861,269.17 AUD	19.93%	619	15,834,003.74 AUD	2,480	61,027,265.43 AUD	2,298	57,197,024.95 AUD	801	19,664,244.22 AUD
30,000.01 - 40,000.00	2,136	17.15%	73,871,927.56 AUD	19.15%	812	28,399,830.99 AUD	1,324	45,472,096.57 AUD	1,718	59,484,512.43 AUD	418	14,387,415.13 AUD
40,000.01 - 50,000.00	1,178	9.46%	52,379,170.33 AUD	13.58%	650	29,085,241.41 AUD	528	23,293,928.92 AUD	995	44,305,405.85 AUD	183	8,073,764.48 AUD
50,000.01 - 60,000.00	583	4.68%	31,821,036.64 AUD	8.25%	370	20,236,015.38 AUD	213	11,585,021.26 AUD	492	26,849,963.73 AUD	91	4,971,072.91 AUD
60,000.01 - 70,000.00	324	2.60%	20,992,402.93 AUD	5.44%	237	15,366,246.72 AUD	87	5,626,156.21 AUD	262	16,964,829.93 AUD	62	4,027,573.00 AUD
70,000.01 - 80,000.00	220	1.77%	16,452,757.67 AUD	4.27%	170	12,748,953.90 AUD	50	3,703,803.77 AUD	195	14,584,428.94 AUD	25	1,868,328.73 AUD
80,000.01 - 90,000.00	152	1.22%	12,899,336.91 AUD	3.34%	126	10,702,578.94 AUD	26	2,196,757.97 AUD	140	11,891,423.96 AUD	12	1,007,912.95 AUD
90,000.01 - 100,000.00	104	0.83%	9,856,158.70 AUD	2.56%	94	8,917,876.21 AUD	10	938,282.49 AUD	98	9,292,376.88 AUD	6	563,781.82 AUD
100,000.01 - 110,000.00	69	0.55%	7,237,253.07 AUD	1.88%	60	6,309,332.38 AUD	9	927,920.69 AUD	64	6,708,000.42 AUD	5	529,252.65 AUD
110,000.01 - 120,000.00	57	0.46%	6,571,199.13 AUD	1.70%	52	5,989,697.09 AUD	5	581,502.04 AUD	50	5,752,455.14 AUD	7	818,743.99 AUD
120,000.01 - 130,000.00	23	0.18%	2,884,789.06 AUD	0.75%	18	2,262,513.00 AUD	5	622,276.06 AUD	22	2,757,142.54 AUD	1	127,646.52 AUD
130,000.01 - 140,000.00	22	0.18%	2,972,147.03 AUD	0.77%	17	2,295,938.65 AUD	5	676,208.38 AUD	17	2,297,949.89 AUD	5	674,197.14 AUD
140,000.01 - 150,000.00	15	0.12%	2,153,758.62 AUD	0.56%	12	1,723,020.38 AUD	3	430,738.24 AUD	13	1,862,644.63 AUD	2	291,113.99 AUD
> 150,000.00	59	0.47%	12,616,676.04 AUD	3.27%	58	12,466,296.34 AUD	1	150,379.70 AUD	51	11,018,297.77 AUD	8	1,598,378.27 AUD
Total	12,456	100.00%	385,740,376.49 AUD	100.00%	3,535	175,903,621.36 AUD	8,921	209,836,755.13 AUD	8,898	304,815,562.21 AUD	3,558	80,924,814.28 AUD

Statistics Outstanding Discounted Receivables Balance	
Minimum Outstanding Discounted Receivables Balance	- AUD
Maximum Outstanding Discounted Receivables Balance	592,319.49 AUD
Average Outstanding Discounted Receivables Balance	30,968.24 AUD

Distribution by Original Balance

Total Portfolio					Balloon				Vehicle Status			
Distribution by Original Balance	Number of Contracts	Percentage of Contracts	Outstanding Discounted Receivables Balance	Percentage of Balance	Balloon		No Balloon		New		Used	
					Number of Contracts	Outstanding Discounted Receivables Balance	Number of Contracts	Outstanding Discounted Receivables Balance	Number of Contracts	Outstanding Discounted Receivables Balance	Number of Contracts	Outstanding Discounted Receivables Balance
0.00 - 10,000.00	78	0.63%	269,187.37 AUD	0.07%	-	- AUD	78	269,187.37 AUD	12	50,783.12 AUD	66	218,404.25 AUD
10,000.01 - 20,000.00	1,179	9.47%	10,379,181.25 AUD	2.69%	38	459,589.33 AUD	1,141	9,919,591.92 AUD	390	3,580,470.97 AUD	789	6,798,710.28 AUD
20,000.01 - 30,000.00	2,531	20.32%	39,063,155.13 AUD	10.13%	216	4,010,540.99 AUD	2,315	35,052,614.14 AUD	1,536	23,781,325.75 AUD	995	15,281,829.38 AUD
30,000.01 - 40,000.00	2,575	20.67%	57,636,912.59 AUD	14.94%	503	13,025,393.13 AUD	2,072	44,611,519.46 AUD	1,836	41,062,743.12 AUD	739	16,574,169.47 AUD
40,000.01 - 50,000.00	1,970	15.82%	58,685,725.68 AUD	15.21%	615	20,385,138.59 AUD	1,355	38,300,587.09 AUD	1,547	45,564,571.36 AUD	423	13,121,154.32 AUD
50,000.01 - 60,000.00	1,510	12.12%	54,298,056.45 AUD	14.08%	608	24,347,435.30 AUD	902	29,950,621.15 AUD	1,291	46,010,936.17 AUD	219	8,287,120.28 AUD
60,000.01 - 70,000.00	985	7.91%	42,424,513.16 AUD	11.00%	440	20,799,972.07 AUD	545	21,624,541.09 AUD	860	36,799,356.04 AUD	125	5,625,157.12 AUD
70,000.01 - 80,000.00	503	4.04%	25,592,834.13 AUD	6.63%	286	15,824,949.98 AUD	217	9,767,884.15 AUD	435	21,845,952.61 AUD	68	3,746,881.52 AUD
80,000.01 - 90,000.00	277	2.22%	16,781,509.89 AUD	4.35%	187	11,936,973.84 AUD	90	4,844,536.05 AUD	226	13,574,482.68 AUD	51	3,207,027.21 AUD
90,000.01 - 100,000.00	184	1.48%	12,483,774.41 AUD	3.24%	130	9,363,317.04 AUD	54	3,120,457.37 AUD	164	11,184,853.21 AUD	20	1,298,921.20 AUD
100,000.01 - 110,000.00	210	1.69%	15,837,464.13 AUD	4.11%	146	11,518,236.35 AUD	64	4,319,227.78 AUD	191	14,394,792.03 AUD	19	1,442,672.10 AUD
110,000.01 - 120,000.00	94	0.75%	7,752,873.80 AUD	2.01%	74	6,292,209.82 AUD	20	1,460,663.98 AUD	83	6,881,004.54 AUD	11	871,869.26 AUD
120,000.01 - 130,000.00	87	0.70%	8,065,550.11 AUD	2.09%	66	6,343,216.43 AUD	21	1,722,333.68 AUD	81	7,528,552.10 AUD	6	536,998.01 AUD
130,000.01 - 140,000.00	66	0.53%	6,726,239.47 AUD	1.74%	56	5,886,604.74 AUD	10	839,634.73 AUD	61	6,148,701.70 AUD	5	577,537.77 AUD
140,000.01 - 150,000.00	48	0.39%	5,155,260.59 AUD	1.34%	42	4,587,029.55 AUD	6	568,231.04 AUD	46	4,921,941.49 AUD	2	233,319.10 AUD
> 150,000.00	159	1.28%	24,588,138.33 AUD	6.37%	128	21,123,014.20 AUD	31	3,465,124.13 AUD	139	21,485,095.32 AUD	20	3,103,043.01 AUD
Total	12,456	100.00%	385,740,376.49 AUD	100.00%	3,535	175,903,621.36 AUD	8,921	209,836,755.13 AUD	8,898	304,815,562.21 AUD	3,558	80,924,814.28 AUD

Statistics	
Minimum Original Balance	5,398.00 AUD
Maximum Original Balance	670,450.00 AUD
Weighted Average Original Receivables Balance (by ODRB)	70,558.54 AUD

Pool Data IV

Interest Rate paid by the Receivable Debtor

Total Portfolio					Product Type			
Interest Rate paid by the Receivable Debtor	Number of Contracts	Percentage of Contracts	Outstanding Discounted Receivables Balance	Percentage of Balance	Chattel Mortgage		Consumer Loan	
					Number of Contracts	Outstanding Discounted Receivables Balance	Number of Contracts	Outstanding Discounted Receivables Balance
0.00%	-	0.00%	- AUD	0.00%	-	- AUD	-	- AUD
0.01% - 1.00%	-	0.00%	- AUD	0.00%	-	- AUD	-	- AUD
1.01% - 2.00%	563	4.52%	15,545,640.68 AUD	4.03%	347	10,536,741.02 AUD	216	5,008,899.66 AUD
2.01% - 3.00%	811	6.51%	33,636,264.39 AUD	8.72%	547	27,340,457.67 AUD	264	6,295,806.72 AUD
3.01% - 4.00%	1,138	9.14%	45,186,475.34 AUD	11.71%	1,129	44,922,335.87 AUD	9	264,139.47 AUD
4.01% - 5.00%	1,300	10.44%	48,077,159.44 AUD	12.46%	1,047	40,611,732.68 AUD	253	7,465,426.76 AUD
5.01% - 6.00%	1,773	14.23%	59,144,874.85 AUD	15.33%	1,139	41,800,459.98 AUD	634	17,344,414.87 AUD
6.01% - 7.00%	2,282	18.32%	64,994,395.43 AUD	16.85%	998	33,873,160.66 AUD	1,284	31,121,234.77 AUD
7.01% - 8.00%	1,819	14.60%	47,155,169.13 AUD	12.22%	652	20,595,852.67 AUD	1,167	26,559,316.46 AUD
8.01% - 9.00%	1,743	13.99%	47,427,089.35 AUD	12.30%	1,203	34,643,302.45 AUD	540	12,783,786.90 AUD
9.01% - 10.00%	808	6.49%	20,279,808.74 AUD	5.26%	644	16,294,876.53 AUD	164	3,984,932.21 AUD
10.01% - 11.00%	173	1.39%	3,633,802.17 AUD	0.94%	127	2,569,711.51 AUD	46	1,064,090.66 AUD
11.01% - 12.00%	24	0.19%	433,858.08 AUD	0.11%	10	119,528.77 AUD	14	314,329.31 AUD
12.01% - 13.00%	7	0.06%	58,965.70 AUD	0.02%	-	- AUD	7	58,965.70 AUD
13.01% - 14.00%	8	0.06%	112,340.27 AUD	0.03%	1	19,591.48 AUD	7	92,748.79 AUD
14.01% - 15.00%	7	0.06%	54,532.92 AUD	0.01%	1	3,091.78 AUD	6	51,441.14 AUD
15.01% - 16.00%	-	0.00%	- AUD	0.00%	-	- AUD	-	- AUD
> 16.00%	-	0.00%	- AUD	0.00%	-	- AUD	-	- AUD
Total	12,456	100.00%	385,740,376.49 AUD	100.00%	7,845	273,330,843.07 AUD	4,611	112,409,533.42 AUD

Statistics Interest Rate		
Minimum Interest Rate Debtor		1.40%
Maximum Interest Rate Debtor		14.99%
Weighted Average Interest Rate Debtor		5.93%

Pool Data IV

Interest Rate paid by the Receivable Debtor

Total Portfolio					Balloon				Vehicle Status			
Interest Rate paid by the Receivable Debtor	Number of Contracts	Percentage of Contracts	Outstanding Discounted Receivables Balance	Percentage of Balance	Balloon		No Balloon		New		Used	
					Number of Contracts	Outstanding Discounted Receivables Balance	Number of Contracts	Outstanding Discounted Receivables Balance	Number of Contracts	Outstanding Discounted Receivables Balance	Number of Contracts	Outstanding Discounted Receivables Balance
0.00%	-	0.00%	- AUD	0.00%	-	- AUD	-	- AUD	-	- AUD	-	- AUD
0.01% - 1.00%	-	0.00%	- AUD	0.00%	-	- AUD	-	- AUD	-	- AUD	-	- AUD
1.01% - 2.00%	563	4.52%	15,545,640.68 AUD	4.03%	181	7,237,745.38 AUD	382	8,307,895.30 AUD	563	15,545,640.68 AUD	-	- AUD
2.01% - 3.00%	811	6.51%	33,636,264.39 AUD	8.72%	354	21,286,160.91 AUD	457	12,350,103.48 AUD	811	33,636,264.39 AUD	-	- AUD
3.01% - 4.00%	1,138	9.14%	45,186,475.34 AUD	11.71%	508	28,721,801.55 AUD	630	16,464,673.79 AUD	1,046	42,416,348.97 AUD	92	2,770,126.37 AUD
4.01% - 5.00%	1,300	10.44%	48,077,159.44 AUD	12.46%	531	27,540,448.46 AUD	769	20,536,710.98 AUD	1,042	40,219,785.82 AUD	258	7,857,373.62 AUD
5.01% - 6.00%	1,773	14.23%	59,144,874.85 AUD	15.33%	608	30,785,974.38 AUD	1,165	28,358,900.47 AUD	1,365	48,827,019.07 AUD	408	10,317,855.78 AUD
6.01% - 7.00%	2,282	18.32%	64,994,395.43 AUD	16.85%	579	26,883,519.09 AUD	1,703	38,110,876.34 AUD	1,629	50,084,777.73 AUD	653	14,909,617.70 AUD
7.01% - 8.00%	1,819	14.60%	47,155,169.13 AUD	12.22%	350	15,229,245.68 AUD	1,469	31,925,923.45 AUD	1,009	30,068,887.44 AUD	810	17,086,281.69 AUD
8.01% - 9.00%	1,743	13.99%	47,427,089.35 AUD	12.30%	304	13,383,455.96 AUD	1,439	34,043,633.39 AUD	1,088	33,949,798.96 AUD	655	13,477,290.39 AUD
9.01% - 10.00%	808	6.49%	20,279,808.74 AUD	5.26%	108	4,452,444.72 AUD	700	15,827,364.02 AUD	305	9,253,581.90 AUD	503	11,026,226.84 AUD
10.01% - 11.00%	173	1.39%	3,633,802.17 AUD	0.94%	10	323,764.99 AUD	163	3,310,037.18 AUD	24	615,674.23 AUD	149	3,018,127.94 AUD
11.01% - 12.00%	24	0.19%	433,858.08 AUD	0.11%	1	29,436.74 AUD	23	404,421.34 AUD	9	109,090.96 AUD	15	324,767.12 AUD
12.01% - 13.00%	7	0.06%	58,965.70 AUD	0.02%	-	- AUD	7	58,965.70 AUD	1	2,196.61 AUD	6	56,769.09 AUD
13.01% - 14.00%	8	0.06%	112,340.27 AUD	0.03%	1	29,623.50 AUD	7	82,716.77 AUD	5	76,561.66 AUD	3	35,778.61 AUD
14.01% - 15.00%	7	0.06%	54,532.92 AUD	0.01%	-	- AUD	7	54,532.92 AUD	1	9,933.79 AUD	6	44,599.13 AUD
15.01% - 16.00%	-	0.00%	- AUD	0.00%	-	- AUD	-	- AUD	-	- AUD	-	- AUD
> 16.00%	-	0.00%	- AUD	0.00%	-	- AUD	-	- AUD	-	- AUD	-	- AUD
Total	12,456	100.00%	385,740,376.49 AUD	100.00%	3,535	175,903,621.36 AUD	8,921	209,836,755.13 AUD	8,898	304,815,562.21 AUD	3,558	80,924,814.28 AUD

Statistics Interest Rate			
Minimum Interest Rate Debtor			1.40%
Maximum Interest Rate Debtor			14.99%
Weighted Average Interest Rate Debtor			5.93%

Pool Data V

Original Term

Total Portfolio					Product Type			
Length of Original Term (months)	Number of Contracts	Percentage of Contracts	Outstanding Discounted Receivables Balance	Percentage of Balance	Chattel Mortgage		Consumer Loan	
					Number of Contracts	Outstanding Discounted Receivables Balance	Number of Contracts	Outstanding Discounted Receivables Balance
0 - 11	-	0.00%	- AUD	0.00%	-	- AUD	-	- AUD
12 - 23	22	0.18%	90,584.79 AUD	0.02%	14	62,086.98 AUD	8	28,497.81 AUD
24 - 35	233	1.87%	1,813,287.26 AUD	0.47%	151	1,429,419.81 AUD	82	383,867.45 AUD
36 - 47	1,405	11.28%	27,291,448.71 AUD	7.08%	983	21,906,657.05 AUD	422	5,384,791.66 AUD
48 - 59	1,908	15.32%	53,510,323.89 AUD	13.87%	1,235	39,136,211.97 AUD	673	14,374,111.92 AUD
60 - 71	8,312	66.73%	285,117,675.32 AUD	73.91%	5,462	210,796,467.26 AUD	2,850	74,321,208.06 AUD
> 71	576	4.62%	17,917,056.52 AUD	4.64%	-	- AUD	576	17,917,056.52 AUD
Total	12,456	100.00%	385,740,376.49 AUD	100.00%	7,845	273,330,843.07 AUD	4,611	112,409,533.42 AUD

Statistics Original Term			
Minimum Original Term in months			18
Maximum Original Term in months			84
Weighted Average Original Term month (by ODRB)			57.58

Remaining Term

Total Portfolio					Product Type			
Length of Remaining Term (months)	Number of Contracts	Percentage of Contracts	Outstanding Discounted Receivables Balance	Percentage of Balance	Chattel Mortgage		Consumer Loan	
					Number of Contracts	Outstanding Discounted Receivables Balance	Number of Contracts	Outstanding Discounted Receivables Balance
0 - 11	772	6.20%	7,574,304.30 AUD	1.96%	486	5,769,621.98 AUD	286	1,804,682.32 AUD
12 - 23	1,843	14.80%	40,564,240.45 AUD	10.52%	1,202	30,702,432.72 AUD	641	9,861,807.73 AUD
24 - 35	3,698	29.69%	105,880,951.36 AUD	27.45%	2,404	76,605,698.81 AUD	1,294	29,275,252.55 AUD
36 - 47	5,617	45.09%	213,490,829.58 AUD	55.35%	3,731	158,940,916.66 AUD	1,886	54,549,912.92 AUD
48 - 59	224	1.80%	7,458,513.17 AUD	1.93%	22	1,312,172.90 AUD	202	6,146,340.27 AUD
60 - 71	302	2.42%	10,771,537.63 AUD	2.79%	-	- AUD	302	10,771,537.63 AUD
> 71	-	0.00%	- AUD	0.00%	-	- AUD	-	- AUD
Total	12,456	100.00%	385,740,376.49 AUD	100.00%	7,845	273,330,843.07 AUD	4,611	112,409,533.42 AUD

Statistics Remaining Term			
Minimum Remaining Term in months			0
Maximum Remaining Term in months			70
Weighted Average Remaining Term in months (by ODRB)			35.89

Distribution by Seasoning

Total Portfolio					Product Type			
Seasoning (months)	Number of Contracts	Percentage of Contracts	Outstanding Discounted Receivables Balance	Percentage of Balance	Chattel Mortgage		Consumer Loan	
					Number of Contracts	Outstanding Discounted Receivables Balance	Number of Contracts	Outstanding Discounted Receivables Balance
0 - 11	20	0.16%	1,142,693.46 AUD	0.30%	18	1,094,301.15 AUD	2	48,392.31 AUD
12 - 23	7,708	61.88%	265,694,842.95 AUD	68.88%	5,016	192,630,158.19 AUD	2,692	73,064,684.76 AUD
24 - 35	4,331	34.77%	112,566,200.62 AUD	29.18%	2,637	76,157,732.28 AUD	1,694	36,408,468.34 AUD
36 - 47	231	1.85%	4,631,120.91 AUD	1.20%	115	2,555,708.89 AUD	116	2,075,412.02 AUD
48 - 59	112	0.90%	1,180,044.26 AUD	0.31%	57	870,884.90 AUD	55	309,159.36 AUD
60 - 71	49	0.39%	506,283.75 AUD	0.13%	2	22,057.66 AUD	47	484,226.09 AUD
> 71	5	0.04%	19,190.54 AUD	0.00%	-	- AUD	5	19,190.54 AUD
Total	12,456	100.00%	385,740,376.49 AUD	100.00%	7,845	273,330,843.07 AUD	4,611	112,409,533.42 AUD

Statistics Seasoning			
Minimum Seasoning in months			4
Maximum Seasoning in months			82
Weighted Average Seasoning Term in months (by ODRB)			21.73

Pool Data V

Original Term

Total Portfolio					Balloon				Vehicle Status			
Length of Original Term (months)	Number of Contracts	Percentage of Contracts	Outstanding Discounted Receivables Balance	Percentage of Balance	Balloon		No Balloon		New		Used	
					Number of Contracts	Outstanding Discounted Receivables Balance	Number of Contracts	Outstanding Discounted Receivables Balance	Number of Contracts	Outstanding Discounted Receivables Balance	Number of Contracts	Outstanding Discounted Receivables Balance
0 - 11	-	0.00%	- AUD	0.00%	-	- AUD	-	- AUD	-	- AUD	-	- AUD
12 - 23	22	0.18%	90,584.79 AUD	0.02%	2	34,711.02 AUD	20	55,873.77 AUD	6	34,708.66 AUD	16	55,876.13 AUD
24 - 35	233	1.87%	1,813,287.26 AUD	0.47%	14	519,581.40 AUD	219	1,293,705.86 AUD	67	689,234.00 AUD	166	1,124,053.26 AUD
36 - 47	1,405	11.28%	27,291,448.71 AUD	7.08%	287	11,273,230.02 AUD	1,118	16,018,218.69 AUD	978	22,439,702.24 AUD	427	4,851,746.47 AUD
48 - 59	1,908	15.32%	53,510,323.89 AUD	13.87%	564	25,602,093.49 AUD	1,344	27,908,230.40 AUD	1,543	47,380,580.24 AUD	365	6,129,743.65 AUD
60 - 71	8,312	66.73%	285,117,675.32 AUD	73.91%	2,668	138,474,005.43 AUD	5,644	146,643,669.89 AUD	5,915	221,905,795.16 AUD	2,397	63,211,880.16 AUD
> 71	576	4.62%	17,917,056.52 AUD	4.64%	-	- AUD	576	17,917,056.52 AUD	389	12,365,541.91 AUD	187	5,551,514.61 AUD
Total	12,456	100.00%	385,740,376.49 AUD	100.00%	3,535	175,903,621.36 AUD	8,921	209,836,755.13 AUD	8,898	304,815,562.21 AUD	3,558	80,924,814.28 AUD

Statistics Original Term			
Minimum Original Term in months			18
Maximum Original Term in months			84
Weighted Average Original Term month (by ODRB)			57.58

Remaining Term

Total Portfolio					Balloon				Vehicle Status			
Length of Remaining Term (months)	Number of Contracts	Percentage of Contracts	Outstanding Discounted Receivables Balance	Percentage of Balance	Balloon		No Balloon		New		Used	
					Number of Contracts	Outstanding Discounted Receivables Balance	Number of Contracts	Outstanding Discounted Receivables Balance	Number of Contracts	Outstanding Discounted Receivables Balance	Number of Contracts	Outstanding Discounted Receivables Balance
0 - 11	772	6.20%	7,574,304.30 AUD	1.96%	156	4,352,369.67 AUD	616	3,221,934.63 AUD	439	5,376,718.90 AUD	333	2,197,585.40 AUD
12 - 23	1,843	14.80%	40,564,240.45 AUD	10.52%	446	18,071,178.85 AUD	1,397	22,493,061.60 AUD	1,366	34,174,131.13 AUD	477	6,390,109.32 AUD
24 - 35	3,698	29.69%	105,880,951.36 AUD	27.45%	1,051	47,707,589.98 AUD	2,647	58,173,361.38 AUD	2,662	85,300,707.61 AUD	1,036	20,580,243.75 AUD
36 - 47	5,617	45.09%	213,490,829.58 AUD	55.35%	1,873	105,165,024.44 AUD	3,744	108,325,805.14 AUD	4,077	167,448,521.32 AUD	1,540	46,042,308.26 AUD
48 - 59	224	1.80%	7,458,513.17 AUD	1.93%	9	607,458.42 AUD	215	6,851,054.75 AUD	144	4,951,288.12 AUD	80	2,507,225.05 AUD
60 - 71	302	2.42%	10,771,537.63 AUD	2.79%	-	- AUD	302	10,771,537.63 AUD	210	7,564,195.13 AUD	92	3,207,342.50 AUD
> 71	-	0.00%	- AUD	0.00%	-	- AUD	-	- AUD	-	- AUD	-	- AUD
Total	12,456	100.00%	385,740,376.49 AUD	100.00%	3,535	175,903,621.36 AUD	8,921	209,836,755.13 AUD	8,898	304,815,562.21 AUD	3,558	80,924,814.28 AUD

Statistics Remaining Term			
Minimum Remaining Term in months			0
Maximum Remaining Term in months			70
Weighted Average Remaining Term in months (by ODRB)			35.89

Distribution by Seasoning

Total Portfolio					Balloon				Vehicle Status			
Seasoning (months)	Number of Contracts	Percentage of Contracts	Outstanding Discounted Receivables Balance	Percentage of Balance	Balloon		No Balloon		New		Used	
					Number of Contracts	Outstanding Discounted Receivables Balance	Number of Contracts	Outstanding Discounted Receivables Balance	Number of Contracts	Outstanding Discounted Receivables Balance	Number of Contracts	Outstanding Discounted Receivables Balance
0 - 11	20	0.16%	1,142,693.46 AUD	0.30%	9	706,530.17 AUD	11	436,163.29 AUD	11	781,309.91 AUD	9	361,383.55 AUD
12 - 23	7,708	61.88%	265,694,842.95 AUD	68.88%	2,229	120,978,163.99 AUD	5,479	144,716,678.96 AUD	5,509	209,898,218.58 AUD	2,199	55,856,624.37 AUD
24 - 35	4,331	34.77%	112,566,200.62 AUD	29.18%	1,183	50,695,812.19 AUD	3,148	61,870,388.43 AUD	3,097	89,377,301.34 AUD	1,234	23,188,899.28 AUD
36 - 47	231	1.85%	4,631,120.91 AUD	1.20%	65	2,556,110.15 AUD	166	2,075,010.76 AUD	165	3,811,645.81 AUD	66	819,475.10 AUD
48 - 59	112	0.90%	1,180,044.26 AUD	0.31%	47	944,947.20 AUD	65	235,097.06 AUD	81	629,726.38 AUD	31	550,317.88 AUD
60 - 71	49	0.39%	506,283.75 AUD	0.13%	2	22,057.66 AUD	47	484,226.09 AUD	31	362,187.36 AUD	18	144,096.39 AUD
> 71	5	0.04%	19,190.54 AUD	0.00%	-	- AUD	5	19,190.54 AUD	4	15,172.83 AUD	1	4,017.71 AUD
Total	12,456	100.00%	385,740,376.49 AUD	100.00%	3,535	175,903,621.36 AUD	8,921	209,836,755.13 AUD	8,898	304,815,562.21 AUD	3,558	80,924,814.28 AUD

Statistics Seasoning			
Minimum Seasoning in months			4
Maximum Seasoning in months			82
Weighted Average Seasoning Term in months (by ODRB)			21.73

Pool Data VI

Product Type

Total Portfolio					Balloon				Vehicle Status			
Product Type	Number of Contracts	Percentage of Contracts	Outstanding Discounted Receivables Balance	Percentage of Balance	Balloon		No Balloon		New		Used	
					Number of Contracts	Outstanding Discounted Receivables Balance	Number of Contracts	Outstanding Discounted Receivables Balance	Number of Contracts	Outstanding Discounted Receivables Balance	Number of Contracts	Outstanding Discounted Receivables Balance
Chattel Mortgage	7,845	62.98%	273,330,843.07 AUD	70.86%	2,795	145,851,118.43 AUD	5,050	127,479,724.64 AUD	5,838	222,253,928.37 AUD	2,007	51,076,914.70 AUD
Consumer Loan	4,611	37.02%	112,409,533.42 AUD	29.14%	740	30,052,502.93 AUD	3,871	82,357,030.49 AUD	3,060	82,561,633.84 AUD	1,551	29,847,899.58 AUD
Total	12,456	100.00%	385,740,376.49 AUD	100.00%	3,535	175,903,621.36 AUD	8,921	209,836,755.13 AUD	8,898	304,815,562.21 AUD	3,558	80,924,814.28 AUD

Vehicle Status

Total Portfolio					Product Type			
Type of Car	Number of Contracts	Percentage of Contracts	Outstanding Discounted Receivables Balance	Percentage of Balance	Chattel Mortgage		Consumer Loan	
					Number of Contracts	Outstanding Discounted Receivables Balance	Number of Contracts	Outstanding Discounted Receivables Balance
New Vehicles	8,898	71.44%	304,815,562.21 AUD	79.02%	5,838	222,253,928.37 AUD	3,060	82,561,633.84 AUD
Used Vehicles	3,558	28.56%	80,924,814.28 AUD	20.98%	2,007	51,076,914.70 AUD	1,551	29,847,899.58 AUD
Total	12,456	100.00%	385,740,376.49 AUD	100.00%	7,845	273,330,843.07 AUD	4,611	112,409,533.42 AUD

Balloon

Total Portfolio				
Balloon	Number of Contracts	Percentage of Contracts	Outstanding Discounted Receivables Balance	Percentage of Balance
Balloon	3,535	28.38%	175,903,621.36 AUD	45.60%
No Balloon	8,921	71.62%	209,836,755.13 AUD	54.40%
Total	12,456	100.00%	385,740,376.49 AUD	100.00%

Pool Data VII

Distribution by Vehicle Brand and Models

Total Portfolio						Product Type				
Make	Model	Number of Contracts	Percentage of Contracts	Outstanding Discounted Receivables Balance	Percentage of Balance	Chattel Mortgage		Consumer Loan		
						Number of Contracts	Outstanding Discounted Receivables Balance	Number of Contracts	Outstanding Discounted Receivables Balance	
Volkswagen Group Vehicles										
AUDI	A1	49	0.39%	957,955.98 AUD	0.25%	24	450,413.27 AUD	25	507,542.71 AUD	
	A3	253	2.03%	8,136,806.08 AUD	2.11%	114	4,154,401.54 AUD	139	3,982,404.54 AUD	
	A4	114	0.92%	3,817,803.22 AUD	0.99%	67	2,602,036.47 AUD	47	1,215,766.75 AUD	
	A5	77	0.62%	3,205,348.77 AUD	0.83%	54	2,366,309.93 AUD	23	839,038.84 AUD	
	A6	27	0.22%	1,250,538.06 AUD	0.32%	18	968,542.14 AUD	9	281,995.92 AUD	
	A7	13	0.10%	969,259.87 AUD	0.25%	11	930,754.28 AUD	2	38,505.59 AUD	
	A8	3	0.02%	131,969.61 AUD	0.03%	3	131,969.61 AUD	-	- AUD	
	E-TRON	8	0.06%	768,081.47 AUD	0.20%	7	706,065.21 AUD	1	62,016.26 AUD	
	Q2	89	0.71%	2,258,034.13 AUD	0.59%	36	1,008,451.35 AUD	53	1,249,582.78 AUD	
	Q3	260	2.09%	8,497,726.17 AUD	2.20%	137	4,796,956.95 AUD	123	3,700,769.22 AUD	
	Q5	278	2.23%	11,290,762.77 AUD	2.93%	187	7,796,712.53 AUD	91	3,494,050.24 AUD	
	Q7	214	1.72%	12,641,040.87 AUD	3.28%	169	10,297,274.27 AUD	45	2,343,766.60 AUD	
	Q8	21	0.17%	1,763,816.79 AUD	0.46%	19	1,661,590.10 AUD	2	102,226.69 AUD	
	R8	6	0.05%	813,883.10 AUD	0.21%	6	813,883.10 AUD	-	- AUD	
	TT	7	0.06%	255,332.26 AUD	0.07%	5	209,633.26 AUD	2	45,699.00 AUD	
		SubTotal	1,419	11.39%	56,758,359.15 AUD	14.71%	857	38,894,994.01 AUD	562	17,863,365.14 AUD
	BENTLEY	BENTAYGA	2	0.02%	482,009.60 AUD	0.12%	2	482,009.60 AUD	-	- AUD
CONTINENTAL		4	0.03%	518,283.87 AUD	0.13%	3	450,773.15 AUD	1	67,510.72 AUD	
SubTotal		6	0.05%	1,000,293.47 AUD	0.26%	5	932,782.75 AUD	1	67,510.72 AUD	
LAMBORGHINI	AVENTADOR	1	0.01%	332,873.44 AUD	0.09%	1	332,873.44 AUD	-	- AUD	
	HURACAN	3	0.02%	874,549.08 AUD	0.23%	3	874,549.08 AUD	-	- AUD	
	URUS	2	0.02%	582,611.03 AUD	0.15%	1	319,929.18 AUD	1	262,681.85 AUD	
	SubTotal	6	0.05%	1,790,033.55 AUD	0.46%	5	1,527,351.70 AUD	1	262,681.85 AUD	
PORSCHE	BOXSTER	8	0.06%	803,716.04 AUD	0.21%	8	803,716.04 AUD	-	- AUD	
	CARRERA / 911	23	0.18%	4,359,536.69 AUD	1.13%	21	4,133,941.37 AUD	2	225,595.32 AUD	
	CAYENNE	75	0.60%	6,473,649.70 AUD	1.68%	67	6,090,249.54 AUD	8	383,400.16 AUD	
	CAYMAN	1	0.01%	80,276.92 AUD	0.02%	-	- AUD	1	80,276.92 AUD	
	MACAN	104	0.83%	7,453,296.26 AUD	1.93%	96	6,824,336.91 AUD	8	628,959.35 AUD	
	PANAMERA	-	0.00%	- AUD	0.00%	-	- AUD	-	- AUD	
	TAYCAN	13	0.10%	2,188,896.19 AUD	0.57%	13	2,188,896.19 AUD	-	- AUD	
	SubTotal	224	1.80%	21,359,371.80 AUD	5.54%	205	20,041,140.05 AUD	19	1,318,231.75 AUD	
SKODA	FABIA	37	0.30%	517,401.28 AUD	0.13%	10	180,252.15 AUD	27	337,149.13 AUD	
	KAROQ	53	0.43%	1,114,314.60 AUD	0.29%	20	378,223.15 AUD	33	736,091.45 AUD	
	KODIAQ	103	0.83%	3,121,238.97 AUD	0.81%	41	1,340,345.73 AUD	62	1,780,893.24 AUD	
	KAMIQ	69	0.55%	1,346,197.56 AUD	0.35%	17	297,074.06 AUD	52	1,049,123.50 AUD	
	SCALA	40	0.32%	790,725.23 AUD	0.20%	11	232,661.05 AUD	29	558,064.18 AUD	
	OCTAVIA	98	0.79%	2,193,451.38 AUD	0.57%	22	472,582.64 AUD	76	1,720,868.74 AUD	
	RAPID	1	0.01%	5,896.20 AUD	0.00%	-	- AUD	1	5,896.20 AUD	
	SUPERB	22	0.18%	666,239.67 AUD	0.17%	11	368,622.64 AUD	11	297,617.03 AUD	
	SubTotal	423	3.40%	9,755,464.89 AUD	2.53%	132	3,269,761.42 AUD	291	6,485,703.47 AUD	
	VOLKSWAGEN	AMAROK	728	5.84%	22,095,993.11 AUD	5.73%	566	17,562,304.19 AUD	162	4,533,688.92 AUD
ARTEON		7	0.06%	217,662.39 AUD	0.06%	3	78,385.99 AUD	4	139,276.40 AUD	
CADDY		91	0.73%	1,669,543.92 AUD	0.43%	86	1,616,931.04 AUD	5	52,612.88 AUD	
CARAVELLE		2	0.02%	59,018.35 AUD	0.02%	2	59,018.35 AUD	-	- AUD	
CRAFTER		130	1.04%	3,893,243.61 AUD	1.01%	127	3,786,618.09 AUD	3	106,625.52 AUD	
GOLF		392	3.15%	7,102,378.56 AUD	1.84%	143	2,891,971.49 AUD	249	4,210,407.07 AUD	
JETTA		9	0.07%	42,181.47 AUD	0.01%	2	7,280.46 AUD	7	34,901.01 AUD	
MULTIVAN		35	0.28%	1,254,031.49 AUD	0.33%	21	867,686.12 AUD	14	386,345.37 AUD	
NEW BEETLE		4	0.03%	38,490.27 AUD	0.01%	1	14,947.85 AUD	3	23,542.42 AUD	
PASSAT		40	0.32%	902,489.09 AUD	0.23%	17	303,265.71 AUD	23	599,223.38 AUD	
POLO		165	1.32%	2,142,376.50 AUD	0.56%	52	679,291.30 AUD	113	1,463,085.20 AUD	
SCIROCCO		2	0.02%	31,233.87 AUD	0.01%	-	- AUD	2	31,233.87 AUD	
T-CROSS		158	1.27%	3,098,174.34 AUD	0.80%	47	947,924.45 AUD	111	2,150,249.89 AUD	
T-ROC		99	0.79%	2,441,226.83 AUD	0.63%	31	813,042.05 AUD	68	1,628,184.78 AUD	
TIGUAN		539	4.33%	14,131,291.74 AUD	3.66%	249	7,155,356.24 AUD	290	6,975,935.50 AUD	
TOUAREG		85	0.68%	4,390,063.59 AUD	1.14%	64	3,561,330.74 AUD	21	828,732.85 AUD	

Pool Data VII

Distribution by Vehicle Brand and Models

Total Portfolio						Balloon				Vehicle Status			
Make	Model	Number of Contracts	Percentage of Contracts	Outstanding Discounted Receivables Balance	Percentage of Balance	Balloon		No Balloon		New		Used	
						Number of Contracts	Outstanding Discounted Receivables Balance	Number of Contracts	Outstanding Discounted Receivables Balance	Number of Contracts	Outstanding Discounted Receivables Balance	Number of Contracts	Outstanding Discounted Receivables Balance
Volkswagen Group Vehicles													
AUDI	A1	49	0.39%	957,955.98 AUD	0.25%	12	382,792.44 AUD	37	575,163.54 AUD	25	702,196.91 AUD	24	255,759.07 AUD
	A3	253	2.03%	8,136,806.08 AUD	2.11%	102	4,640,493.35 AUD	151	3,496,312.73 AUD	162	6,126,596.30 AUD	91	2,010,209.78 AUD
	A4	114	0.92%	3,817,803.22 AUD	0.99%	43	1,987,435.93 AUD	71	1,830,367.29 AUD	72	3,000,403.90 AUD	42	817,399.32 AUD
	A5	77	0.62%	3,205,348.77 AUD	0.83%	34	1,922,606.02 AUD	43	1,282,742.75 AUD	48	2,515,556.03 AUD	29	689,792.74 AUD
	A6	27	0.22%	1,250,538.06 AUD	0.32%	8	558,344.76 AUD	19	692,193.30 AUD	14	910,305.88 AUD	13	340,232.18 AUD
	A7	13	0.10%	969,259.87 AUD	0.25%	9	893,355.61 AUD	4	75,904.26 AUD	9	869,957.19 AUD	4	99,302.68 AUD
	A8	3	0.02%	131,969.61 AUD	0.03%	-	- AUD	3	131,969.61 AUD	2	107,834.71 AUD	1	24,134.90 AUD
	E-TRON	8	0.06%	768,081.47 AUD	0.20%	7	714,735.44 AUD	1	53,346.03 AUD	8	768,081.47 AUD	-	- AUD
	Q2	89	0.71%	2,258,034.13 AUD	0.59%	35	1,115,464.42 AUD	54	1,142,569.71 AUD	66	1,821,245.11 AUD	23	436,789.02 AUD
	Q3	260	2.09%	8,497,726.17 AUD	2.20%	102	4,369,450.75 AUD	158	4,128,275.42 AUD	217	7,746,947.46 AUD	43	750,778.71 AUD
	Q5	278	2.23%	11,290,762.77 AUD	2.93%	132	6,807,213.15 AUD	146	4,483,549.62 AUD	194	9,104,745.73 AUD	84	2,186,017.04 AUD
	Q7	214	1.72%	12,641,040.87 AUD	3.28%	107	8,292,864.71 AUD	107	4,348,176.16 AUD	132	9,722,885.33 AUD	82	2,918,155.54 AUD
	Q8	21	0.17%	1,763,816.79 AUD	0.46%	12	1,169,057.80 AUD	9	594,758.99 AUD	18	1,595,782.46 AUD	3	168,034.33 AUD
	R8	6	0.05%	813,883.10 AUD	0.21%	5	743,622.15 AUD	1	70,260.95 AUD	3	522,668.04 AUD	3	291,215.06 AUD
	TT	7	0.06%	255,332.26 AUD	0.07%	3	176,027.21 AUD	4	79,305.05 AUD	1	109,424.97 AUD	6	145,907.29 AUD
	SubTotal	1,419	11.39%	56,758,359.15 AUD	14.71%	611	33,773,463.74 AUD	808	22,984,895.41 AUD	971	45,624,631.49 AUD	448	11,133,727.66 AUD
BENTLEY	BENTAYGA	2	0.02%	482,009.60 AUD	0.12%	2	482,009.60 AUD	-	- AUD	1	300,506.70 AUD	1	181,502.90 AUD
	CONTINENTAL	4	0.03%	518,283.87 AUD	0.13%	1	173,362.65 AUD	3	344,921.22 AUD	-	- AUD	4	518,283.87 AUD
	SubTotal	6	0.05%	1,000,293.47 AUD	0.26%	3	655,372.25 AUD	3	344,921.22 AUD	1	300,506.70 AUD	5	699,786.77 AUD
LAMBORGHINI	AVENTADOR	1	0.01%	332,873.44 AUD	0.09%	1	332,873.44 AUD	-	- AUD	-	- AUD	1	332,873.44 AUD
	HURACAN	3	0.02%	874,549.08 AUD	0.23%	2	737,000.66 AUD	1	137,548.42 AUD	2	737,000.66 AUD	1	137,548.42 AUD
	URUS	2	0.02%	582,611.03 AUD	0.15%	2	582,611.03 AUD	-	- AUD	2	582,611.03 AUD	-	- AUD
	SubTotal	6	0.05%	1,790,033.55 AUD	0.46%	5	1,652,485.13 AUD	1	137,548.42 AUD	4	1,319,611.69 AUD	2	470,421.86 AUD
PORSCHE	BOXSTER	8	0.06%	803,716.04 AUD	0.21%	7	752,412.04 AUD	1	51,304.00 AUD	6	716,038.71 AUD	2	87,677.33 AUD
	CARRERA / 911	23	0.18%	4,359,536.69 AUD	1.13%	21	4,227,761.08 AUD	2	131,775.61 AUD	17	3,642,416.29 AUD	6	717,120.40 AUD
	CAYENNE	75	0.60%	6,473,649.70 AUD	1.68%	51	5,205,873.95 AUD	24	1,267,775.75 AUD	62	5,830,365.45 AUD	13	643,284.25 AUD
	CAYMAN	1	0.01%	80,276.92 AUD	0.02%	-	- AUD	1	80,276.92 AUD	-	- AUD	1	80,276.92 AUD
	MACAN	104	0.83%	7,453,296.26 AUD	1.93%	73	5,852,689.27 AUD	31	1,600,606.99 AUD	87	6,689,854.70 AUD	17	763,441.56 AUD
	PANAMERA	-	0.00%	- AUD	0.00%	-	- AUD	-	- AUD	-	- AUD	-	- AUD
	TAYCAN	13	0.10%	2,188,896.19 AUD	0.57%	13	2,188,896.19 AUD	-	- AUD	13	2,188,896.19 AUD	-	- AUD
	SubTotal	224	1.80%	21,359,371.80 AUD	5.54%	165	18,227,632.53 AUD	59	3,131,739.27 AUD	185	19,067,571.34 AUD	39	2,291,800.46 AUD
SKODA	FABIA	37	0.30%	517,401.28 AUD	0.13%	2	41,865.71 AUD	35	475,535.57 AUD	34	498,864.84 AUD	3	18,536.44 AUD
	KAROQ	53	0.43%	1,114,314.60 AUD	0.29%	8	185,028.11 AUD	45	929,286.49 AUD	53	1,114,314.60 AUD	-	- AUD
	KODIAQ	103	0.83%	3,121,238.97 AUD	0.81%	27	1,023,914.03 AUD	76	2,097,324.94 AUD	94	2,953,265.00 AUD	9	167,973.97 AUD
	KAMIQ	69	0.55%	1,346,197.56 AUD	0.35%	5	136,022.56 AUD	64	1,210,175.00 AUD	69	1,346,197.56 AUD	-	- AUD
	SCALA	40	0.32%	790,725.23 AUD	0.20%	8	180,126.88 AUD	32	610,598.35 AUD	40	790,725.23 AUD	-	- AUD
	OCTAVIA	98	0.79%	2,193,451.38 AUD	0.57%	26	853,288.57 AUD	72	1,340,162.81 AUD	88	2,052,138.59 AUD	10	141,312.79 AUD
	RAPID	1	0.01%	5,896.20 AUD	0.00%	-	- AUD	1	5,896.20 AUD	1	5,896.20 AUD	-	- AUD
	SUPERB	22	0.18%	666,239.67 AUD	0.17%	9	374,632.67 AUD	13	291,607.00 AUD	17	592,796.02 AUD	5	73,443.65 AUD
	SubTotal	423	3.40%	9,755,464.89 AUD	2.53%	85	2,794,878.53 AUD	338	6,960,586.36 AUD	396	9,354,198.04 AUD	27	401,266.85 AUD
VOLKSWAGEN	AMAROK	728	5.84%	22,095,993.11 AUD	5.73%	267	10,448,686.76 AUD	461	11,647,306.35 AUD	600	19,309,182.48 AUD	128	2,786,810.63 AUD
	ARTEON	7	0.06%	217,662.39 AUD	0.06%	5	195,200.62 AUD	2	22,461.77 AUD	2	72,057.07 AUD	5	145,605.32 AUD
	CADDY	91	0.73%	1,669,543.92 AUD	0.43%	22	562,812.80 AUD	69	1,106,731.12 AUD	73	1,432,454.29 AUD	18	237,089.63 AUD
	CARAVELLE	2	0.02%	59,018.35 AUD	0.02%	-	- AUD	2	59,018.35 AUD	2	59,018.35 AUD	-	- AUD
	CRAFTER	130	1.04%	3,893,243.61 AUD	1.01%	38	1,494,158.28 AUD	92	2,399,085.33 AUD	126	3,809,648.18 AUD	4	83,595.43 AUD
	GOLF	392	3.15%	7,102,378.56 AUD	1.84%	98	2,594,996.90 AUD	294	4,507,381.66 AUD	250	5,201,050.43 AUD	142	1,901,328.13 AUD
	JETTA	9	0.07%	42,181.47 AUD	0.01%	1	5,361.27 AUD	8	36,820.20 AUD	1	5,361.27 AUD	8	36,820.20 AUD
	MULTIVAN	35	0.28%	1,254,031.49 AUD	0.33%	12	574,470.26 AUD	23	679,561.23 AUD	24	971,103.35 AUD	11	282,928.14 AUD
	NEW BEETLE	4	0.03%	38,490.27 AUD	0.01%	-	- AUD	4	38,490.27 AUD	-	- AUD	4	38,490.27 AUD
	PASSAT	40	0.32%	902,489.09 AUD	0.23%	12	407,558.95 AUD	28	494,930.14 AUD	21	645,153.13 AUD	19	257,335.96 AUD
	POLO	165	1.32%	2,142,376.50 AUD	0.56%	21	406,640.03 AUD	144	1,735,736.47 AUD	143	2,003,618.51 AUD	22	138,757.99 AUD
	SCIROCCO	2	0.02%	31,233.87 AUD	0.01%	-	- AUD	2	31,233.87 AUD	-	- AUD	2	31,233.87 AUD
	T-CROSS	158	1.27%	3,098,174.34 AUD	0.80%	25	599,607.32 AUD	133	2,498,567.02 AUD	158	3,098,174.34 AUD	-	- AUD
	T-ROC	99	0.79%	2,441,226.83 AUD	0.63%	20	616,907.03 AUD	79	1,824,319.80 AUD	99	2,441,226.83 AUD	-	- AUD
	TIGUAN	539	4.33%	14,131,291.74 AUD	3.66%	159	5,437,998.80 AUD	380	8,693,292.94 AUD	464	12,693,303.67 AUD	75	1,437,988.07 AUD
	TOUAREG	85	0.68%	4,390,063.59 AUD	1.14%	39	2,764,014.07 AUD	46	1,626,049.52 AUD	63	3,834,688.03 AUD	22	555,375.56 AUD

Pool Data VII

Distribution by Vehicle Brand and Models

Total Portfolio						Product Type			
Make	Model	Number of Contracts	Percentage of Contracts	Outstanding Discounted Receivables Balance	Percentage of Balance	Chattel Mortgage		Consumer Loan	
						Number of Contracts	Outstanding Discounted Receivables Balance	Number of Contracts	Outstanding Discounted Receivables Balance
	TRANSPORTER	117	0.94%	3,434,115.81 AUD	0.89%	103	2,914,107.66 AUD	14	520,008.15 AUD
	UP!	-	0.00%	- AUD	0.00%	-	- AUD	-	- AUD
	SubTotal	2,603	20.90%	66,943,514.94 AUD	17.35%	1,514	43,259,461.73 AUD	1,089	23,684,053.21 AUD
Volkswagen Group Vehicles	SubTotal	4,681	37.58%	157,607,037.80 AUD	40.86%	2,718	107,925,491.66 AUD	1,963	49,681,546.14 AUD

Pool Data VII

Distribution by Vehicle Brand and Models

Total Portfolio						Balloon				Vehicle Status			
Make	Model	Number of Contracts	Percentage of Contracts	Outstanding Discounted Receivables Balance	Percentage of Balance	Balloon		No Balloon		New		Used	
						Number of Contracts	Outstanding Discounted Receivables Balance	Number of Contracts	Outstanding Discounted Receivables Balance	Number of Contracts	Outstanding Discounted Receivables Balance	Number of Contracts	Outstanding Discounted Receivables Balance
	TRANSPORTER	117	0.94%	3,434,115.81 AUD	0.89%	37	1,493,979.45 AUD	80	1,940,136.36 AUD	97	3,131,936.76 AUD	20	302,179.05 AUD
	UP!	-	0.00%	- AUD	0.00%	-	- AUD	-	- AUD	-	- AUD	-	- AUD
	SubTotal	2,603	20.90%	66,943,514.94 AUD	17.35%	756	27,602,392.54 AUD	1,847	39,341,122.40 AUD	2,123	58,707,976.69 AUD	480	8,235,538.25 AUD
Volkswagen Group Vehicles	SubTotal	4,681	37.58%	157,607,037.80 AUD	40.86%	1,625	84,706,224.72 AUD	3,056	72,900,813.08 AUD	3,680	134,374,495.95 AUD	1,001	23,232,541.85 AUD

Pool Data VII

Distribution by Vehicle Brand and Models

Total Portfolio						Product Type			
Make	Model	Number of Contracts	Percentage of Contracts	Outstanding Discounted Receivables Balance	Percentage of Balance	Chattel Mortgage		Consumer Loan	
						Number of Contracts	Outstanding Discounted Receivables Balance	Number of Contracts	Outstanding Discounted Receivables Balance
Other Vehicles									
ABARTH		13	0.10%	304,194.74 AUD	0.08%	10	232,142.14 AUD	3	72,052.60 AUD
ALFA ROMEO		29	0.23%	1,048,620.81 AUD	0.27%	14	463,790.00 AUD	15	584,830.81 AUD
ASTON MARTIN		6	0.05%	941,704.71 AUD	0.24%	6	941,704.71 AUD	-	- AUD
BMW		130	1.04%	5,608,578.75 AUD	1.45%	102	4,809,281.46 AUD	28	799,297.29 AUD
CHEVROLET		24	0.19%	1,659,894.52 AUD	0.43%	22	1,509,026.07 AUD	2	150,868.45 AUD
CHRYSLER		5	0.04%	138,766.37 AUD	0.04%	2	92,467.77 AUD	3	46,298.60 AUD
CITROEN		5	0.04%	46,789.90 AUD	0.01%	4	44,144.90 AUD	1	2,645.00 AUD
DODGE		2	0.02%	14,483.38 AUD	0.00%	1	4,291.69 AUD	1	10,191.69 AUD
FERRARI		1	0.01%	175,519.46 AUD	0.05%	-	- AUD	1	175,519.46 AUD
FIAT		13	0.10%	215,518.03 AUD	0.06%	9	157,808.69 AUD	4	57,709.34 AUD
FORD		857	6.88%	27,552,095.22 AUD	7.14%	674	22,601,630.77 AUD	183	4,950,464.45 AUD
GENESIS		3	0.02%	193,091.56 AUD	0.05%	3	193,091.56 AUD	-	- AUD
GM		1	0.01%	67,745.72 AUD	0.02%	1	67,745.72 AUD	-	- AUD
GREAT WALL		18	0.14%	266,077.90 AUD	0.07%	12	181,044.39 AUD	6	85,033.51 AUD
GWM		52	0.42%	1,348,725.13 AUD	0.35%	38	933,700.04 AUD	14	415,025.09 AUD
HAVAL		59	0.47%	1,228,630.53 AUD	0.32%	32	640,399.31 AUD	27	588,231.22 AUD
HINO		1	0.01%	41,283.74 AUD	0.01%	1	41,283.74 AUD	-	- AUD
HOLDEN		284	2.28%	5,344,599.59 AUD	1.39%	148	2,913,807.24 AUD	136	2,430,792.35 AUD
HONDA		227	1.82%	4,450,283.11 AUD	1.15%	120	2,568,426.89 AUD	107	1,881,856.22 AUD
HYUNDAI		610	4.90%	12,301,339.30 AUD	3.19%	315	6,884,993.92 AUD	295	5,416,345.38 AUD
INFINITI		2	0.02%	29,681.73 AUD	0.01%	2	29,681.73 AUD	-	- AUD
ISUZU		263	2.11%	8,083,209.08 AUD	2.10%	185	5,563,224.99 AUD	78	2,519,984.09 AUD
JAGUAR		81	0.65%	3,905,476.02 AUD	1.01%	60	2,975,885.16 AUD	21	929,590.86 AUD
JEEP		131	1.05%	4,190,417.11 AUD	1.09%	88	3,069,236.24 AUD	43	1,121,180.87 AUD
KIA		361	2.90%	7,767,224.05 AUD	2.01%	212	5,073,707.27 AUD	149	2,693,516.78 AUD
LAND ROVER		536	4.30%	33,084,697.50 AUD	8.58%	408	26,902,441.57 AUD	128	6,182,255.93 AUD
LDV		239	1.92%	5,493,015.11 AUD	1.42%	208	4,738,500.04 AUD	31	754,515.07 AUD
LEXUS		11	0.09%	375,865.04 AUD	0.10%	11	375,865.04 AUD	-	- AUD
MAHINDRA		2	0.02%	15,692.96 AUD	0.00%	2	15,692.96 AUD	-	- AUD
MASERATI		23	0.18%	2,363,132.96 AUD	0.61%	21	2,229,484.13 AUD	2	133,648.83 AUD
MAZDA		532	4.27%	12,304,266.21 AUD	3.19%	343	8,573,474.57 AUD	189	3,730,791.64 AUD
MERCEDES-BENZ		300	2.41%	13,228,687.41 AUD	3.43%	246	11,385,729.39 AUD	54	1,842,958.02 AUD
MG		209	1.68%	3,454,498.66 AUD	0.90%	81	1,229,183.90 AUD	128	2,225,314.76 AUD
MINI		14	0.11%	382,915.12 AUD	0.10%	11	305,635.75 AUD	3	77,279.37 AUD
MITSUBISHI		781	6.27%	17,355,906.19 AUD	4.50%	438	9,812,596.58 AUD	343	7,543,309.61 AUD
NISSAN		360	2.89%	9,325,632.45 AUD	2.42%	241	6,687,376.38 AUD	119	2,638,256.07 AUD
OPEL		1	0.01%	9,963.25 AUD	0.00%	-	- AUD	1	9,963.25 AUD
PEUGEOT		62	0.50%	1,587,559.90 AUD	0.41%	49	1,184,204.72 AUD	13	403,355.18 AUD
RAM		1	0.01%	90,345.72 AUD	0.02%	1	90,345.72 AUD	-	- AUD
RENAULT		150	1.20%	3,918,661.17 AUD	1.02%	129	3,501,376.81 AUD	21	417,284.36 AUD
ROLLS-ROYCE		2	0.02%	340,273.89 AUD	0.09%	2	340,273.89 AUD	-	- AUD
SSANGYONG		29	0.23%	746,234.27 AUD	0.19%	21	507,656.57 AUD	8	238,577.70 AUD
SUBARU		365	2.93%	8,255,381.13 AUD	2.14%	195	4,578,918.25 AUD	170	3,676,462.88 AUD
SUZUKI		139	1.12%	2,103,378.35 AUD	0.55%	48	726,376.40 AUD	91	1,377,001.95 AUD
TESLA		18	0.14%	933,330.86 AUD	0.24%	18	933,330.86 AUD	-	- AUD
TOYOTA		664	5.33%	18,978,418.09 AUD	4.92%	486	14,466,947.63 AUD	178	4,511,470.46 AUD
VOLVO		159	1.28%	6,861,531.99 AUD	1.78%	107	4,827,423.85 AUD	52	2,034,108.14 AUD
Other Vehicles	SubTotal	7,775	62.42%	228,133,338.69 AUD	59.14%	5,127	165,405,351.41 AUD	2,648	62,727,987.28 AUD
Total		12,456	100.00%	385,740,376.49 AUD	100.00%	7,845	273,330,843.07 AUD	4,611	112,409,533.42 AUD

Pool Data VII

Distribution by Vehicle Brand and Models

Total Portfolio						Balloon				Vehicle Status			
Make	Model	Number of Contracts	Percentage of Contracts	Outstanding Discounted Receivables Balance	Percentage of Balance	Balloon		No Balloon		New		Used	
						Number of Contracts	Outstanding Discounted Receivables Balance	Number of Contracts	Outstanding Discounted Receivables Balance	Number of Contracts	Outstanding Discounted Receivables Balance	Number of Contracts	Outstanding Discounted Receivables Balance
Other Vehicles													
ABARTH		13	0.10%	304,194.74 AUD	0.08%	8	204,746.80 AUD	5	99,447.94 AUD	8	204,746.80 AUD	5	99,447.94 AUD
ALFA ROMEO		29	0.23%	1,048,620.81 AUD	0.27%	17	732,477.38 AUD	12	316,143.43 AUD	23	872,384.87 AUD	6	176,235.94 AUD
ASTON MARTIN		6	0.05%	941,704.71 AUD	0.24%	5	884,325.80 AUD	1	57,378.91 AUD	2	481,158.33 AUD	4	460,546.38 AUD
BMW		130	1.04%	5,608,578.75 AUD	1.45%	58	3,477,654.94 AUD	72	2,130,923.81 AUD	58	3,320,340.24 AUD	72	2,288,238.51 AUD
CHEVROLET		24	0.19%	1,659,894.52 AUD	0.43%	14	1,070,359.44 AUD	10	589,535.08 AUD	23	1,594,366.24 AUD	1	65,528.28 AUD
CHRYSLER		5	0.04%	138,766.37 AUD	0.04%	1	58,733.73 AUD	4	80,032.64 AUD	2	92,467.77 AUD	3	46,298.60 AUD
CITROEN		5	0.04%	46,789.90 AUD	0.01%	1	4,791.78 AUD	4	41,998.12 AUD	2	24,577.62 AUD	3	22,212.28 AUD
DODGE		2	0.02%	14,483.38 AUD	0.00%	-	- AUD	2	14,483.38 AUD	-	- AUD	2	14,483.38 AUD
FERRARI		1	0.01%	175,519.46 AUD	0.05%	1	175,519.46 AUD	-	- AUD	-	- AUD	1	175,519.46 AUD
FIAT		13	0.10%	215,518.03 AUD	0.06%	3	77,191.09 AUD	10	138,326.94 AUD	9	160,366.21 AUD	4	55,151.82 AUD
FORD		857	6.88%	27,552,095.22 AUD	7.14%	239	10,055,026.07 AUD	618	17,497,069.15 AUD	569	20,584,462.73 AUD	288	6,967,632.49 AUD
GENESIS		3	0.02%	193,091.56 AUD	0.05%	2	145,408.13 AUD	1	47,683.43 AUD	3	193,091.56 AUD	-	- AUD
GM		1	0.01%	67,745.72 AUD	0.02%	1	67,745.72 AUD	-	- AUD	1	67,745.72 AUD	-	- AUD
GREAT WALL		18	0.14%	266,077.90 AUD	0.07%	2	42,480.57 AUD	16	223,597.33 AUD	17	255,973.99 AUD	1	10,103.91 AUD
GWM		52	0.42%	1,348,725.13 AUD	0.35%	9	256,544.75 AUD	43	1,092,180.38 AUD	52	1,348,725.13 AUD	-	- AUD
HAVAI		59	0.47%	1,228,630.53 AUD	0.32%	3	91,854.87 AUD	56	1,136,775.66 AUD	59	1,228,630.53 AUD	-	- AUD
HINO		1	0.01%	41,283.74 AUD	0.01%	1	41,283.74 AUD	-	- AUD	1	41,283.74 AUD	-	- AUD
HOLDEN		284	2.28%	5,344,599.59 AUD	1.39%	23	612,021.92 AUD	261	4,732,577.67 AUD	65	1,385,932.16 AUD	219	3,958,667.43 AUD
HONDA		227	1.82%	4,450,283.11 AUD	1.15%	33	989,548.49 AUD	194	3,460,734.62 AUD	164	3,559,166.34 AUD	63	891,116.77 AUD
HYUNDAI		610	4.90%	12,301,339.30 AUD	3.19%	88	2,723,940.78 AUD	522	9,577,398.52 AUD	421	9,685,015.60 AUD	189	2,616,323.70 AUD
INFINITI		2	0.02%	29,681.73 AUD	0.01%	-	- AUD	2	29,681.73 AUD	-	- AUD	2	29,681.73 AUD
ISUZU		263	2.11%	8,083,209.08 AUD	2.10%	54	1,977,376.33 AUD	209	6,105,832.75 AUD	214	7,093,853.17 AUD	49	989,355.91 AUD
JAGUAR		81	0.65%	3,905,476.02 AUD	1.01%	46	2,778,126.78 AUD	35	1,127,349.24 AUD	58	3,110,005.27 AUD	23	795,470.75 AUD
JEEP		131	1.05%	4,190,417.11 AUD	1.09%	35	1,710,884.71 AUD	96	2,479,532.40 AUD	75	2,979,265.46 AUD	56	1,211,151.65 AUD
KIA		361	2.90%	7,767,224.05 AUD	2.01%	65	2,147,866.39 AUD	296	5,619,357.66 AUD	279	6,465,814.61 AUD	82	1,301,409.44 AUD
LAND ROVER		536	4.30%	33,084,697.50 AUD	8.58%	309	23,318,292.41 AUD	227	9,766,405.09 AUD	391	26,802,543.36 AUD	145	6,282,154.14 AUD
LDV		239	1.92%	5,493,015.11 AUD	1.42%	48	1,296,487.38 AUD	191	4,196,527.73 AUD	232	5,375,359.58 AUD	7	117,655.53 AUD
LEXUS		11	0.09%	375,865.04 AUD	0.10%	6	240,834.10 AUD	5	135,030.94 AUD	5	202,157.72 AUD	6	173,707.32 AUD
MAHINDRA		2	0.02%	15,692.96 AUD	0.00%	-	- AUD	2	15,692.96 AUD	2	15,692.96 AUD	-	- AUD
MASERATI		23	0.18%	2,363,132.96 AUD	0.61%	18	2,093,785.54 AUD	5	269,347.42 AUD	18	2,058,365.13 AUD	5	304,767.83 AUD
MAZDA		532	4.27%	12,304,266.21 AUD	3.19%	115	3,977,551.21 AUD	417	8,326,715.00 AUD	374	9,844,966.21 AUD	158	2,459,300.00 AUD
MERCEDES-BENZ		300	2.41%	13,228,687.41 AUD	3.43%	115	6,820,651.65 AUD	185	6,408,035.76 AUD	143	8,231,814.69 AUD	157	4,996,872.72 AUD
MG		209	1.68%	3,454,498.66 AUD	0.90%	13	328,806.80 AUD	196	3,125,691.86 AUD	203	3,365,618.43 AUD	6	88,880.23 AUD
MINI		14	0.11%	382,915.12 AUD	0.10%	5	187,565.12 AUD	9	195,350.00 AUD	6	251,397.57 AUD	8	131,517.55 AUD
MITSUBISHI		781	6.27%	17,355,906.19 AUD	4.50%	109	3,408,664.00 AUD	672	13,947,242.19 AUD	564	13,704,920.87 AUD	217	3,650,985.32 AUD
NISSAN		360	2.89%	9,325,632.45 AUD	2.42%	67	2,561,639.46 AUD	293	6,763,992.99 AUD	210	6,654,136.92 AUD	150	2,671,495.53 AUD
OPEL		1	0.01%	9,963.25 AUD	0.00%	-	- AUD	1	9,963.25 AUD	-	- AUD	1	9,963.25 AUD
PEUGEOT		62	0.50%	1,587,559.90 AUD	0.41%	19	653,284.84 AUD	43	934,275.06 AUD	59	1,536,524.27 AUD	3	51,035.63 AUD
RAM		1	0.01%	90,345.72 AUD	0.02%	1	90,345.72 AUD	-	- AUD	-	- AUD	1	90,345.72 AUD
RENAULT		150	1.20%	3,918,661.17 AUD	1.02%	52	1,723,525.44 AUD	98	2,195,135.73 AUD	127	3,507,019.62 AUD	23	411,641.55 AUD
ROLLS-ROYCE		2	0.02%	340,273.89 AUD	0.09%	1	212,627.37 AUD	1	127,646.52 AUD	1	212,627.37 AUD	1	127,646.52 AUD
SSANGYONG		29	0.23%	746,234.27 AUD	0.19%	6	189,311.13 AUD	23	556,923.14 AUD	28	705,878.60 AUD	1	40,355.67 AUD
SUBARU		365	2.93%	8,255,381.13 AUD	2.14%	84	2,597,262.57 AUD	281	5,658,118.56 AUD	269	6,715,283.61 AUD	96	1,540,097.52 AUD
SUZUKI		139	1.12%	2,103,378.35 AUD	0.55%	8	149,572.20 AUD	131	1,953,806.15 AUD	102	1,698,746.91 AUD	37	404,631.44 AUD
TESLA		18	0.14%	933,330.86 AUD	0.24%	11	613,580.14 AUD	7	319,750.72 AUD	18	933,330.86 AUD	-	- AUD
TOYOTA		664	5.33%	18,978,418.09 AUD	4.92%	124	5,686,110.82 AUD	540	13,292,307.27 AUD	226	7,759,778.73 AUD	438	11,218,639.36 AUD
VOLVO		159	1.28%	6,861,531.99 AUD	1.78%	90	4,721,589.07 AUD	69	2,139,942.92 AUD	135	6,115,528.76 AUD	24	746,003.23 AUD
Other Vehicles	SubTotal	7,775	62.42%	228,133,338.69 AUD	59.14%	1,910	91,197,396.64 AUD	5,865	136,935,942.05 AUD	5,218	170,441,066.26 AUD	2,557	57,692,272.43 AUD
Total		12,456	100.00%	385,740,376.49 AUD	100.00%	3,535	175,903,621.36 AUD	8,921	209,836,755.13 AUD	8,898	304,815,562.21 AUD	3,558	80,924,814.28 AUD

Pool Data VIII

Region

Total Portfolio					Product Type			
Region	Number of Contracts	Percentage of Contracts	Outstanding Discounted Receivables Balance	Percentage of Balance	Chattel Mortgage		Consumer Loan	
					Number of Contracts	Outstanding Discounted Receivables Balance	Number of Contracts	Outstanding Discounted Receivables Balance
Australian Capital Territory	367	2.95%	10,153,182.41 AUD	2.63%	145	5,250,306.60 AUD	222	4,902,875.81 AUD
New South Wales	4,459	35.80%	144,575,589.13 AUD	37.48%	2,941	106,657,478.95 AUD	1,518	37,918,110.18 AUD
Northern Territory	99	0.79%	2,176,776.69 AUD	0.56%	37	922,044.81 AUD	62	1,254,731.88 AUD
Queensland	2,667	21.41%	81,293,615.43 AUD	21.07%	1,806	59,600,261.32 AUD	861	21,693,354.11 AUD
South Australia	527	4.23%	17,690,558.28 AUD	4.59%	366	13,323,810.85 AUD	161	4,366,747.43 AUD
Tasmania	450	3.61%	10,818,507.52 AUD	2.80%	193	5,543,897.42 AUD	257	5,274,610.10 AUD
Victoria	2,431	19.52%	78,052,591.77 AUD	20.23%	1,511	56,108,060.53 AUD	920	21,944,531.24 AUD
Western Australia	1,456	11.69%	40,979,555.26 AUD	10.62%	846	25,924,982.59 AUD	610	15,054,572.67 AUD
Total	12,456	100.00%	385,740,376.49 AUD	100.00%	7,845	273,330,843.07 AUD	4,611	112,409,533.42 AUD

Pool Data VIII

Region

Total Portfolio					Balloon				Vehicle Status			
Region	Number of Contracts	Percentage of Contracts	Outstanding Discounted Receivables Balance	Percentage of Balance	Balloon		No Balloon		New		Used	
					Number of Contracts	Outstanding Discounted Receivables Balance	Number of Contracts	Outstanding Discounted Receivables Balance	Number of Contracts	Outstanding Discounted Receivables Balance	Number of Contracts	Outstanding Discounted Receivables Balance
Australian Capital Territory	367	2.95%	10,153,182.41 AUD	2.63%	75	3,633,048.82 AUD	292	6,520,133.59 AUD	227	7,499,236.65 AUD	140	2,653,945.76 AUD
New South Wales	4,459	35.80%	144,575,589.13 AUD	37.48%	1,343	70,165,297.52 AUD	3,116	74,410,291.61 AUD	3,289	116,590,963.63 AUD	1,170	27,984,625.50 AUD
Northern Territory	99	0.79%	2,176,776.69 AUD	0.56%	4	151,789.72 AUD	95	2,024,986.97 AUD	80	1,810,951.59 AUD	19	365,825.10 AUD
Queensland	2,667	21.41%	81,293,615.43 AUD	21.07%	770	36,365,274.56 AUD	1,897	44,928,340.87 AUD	2,060	68,127,264.75 AUD	607	13,166,350.68 AUD
South Australia	527	4.23%	17,690,558.28 AUD	4.59%	195	9,859,470.35 AUD	332	7,831,087.93 AUD	392	14,686,429.26 AUD	135	3,004,129.02 AUD
Tasmania	450	3.61%	10,818,507.52 AUD	2.80%	73	2,769,457.86 AUD	377	8,049,049.66 AUD	239	6,265,071.80 AUD	211	4,553,435.72 AUD
Victoria	2,431	19.52%	78,052,591.77 AUD	20.23%	869	42,223,539.65 AUD	1,562	35,829,052.12 AUD	1,853	65,073,235.59 AUD	578	12,979,356.18 AUD
Western Australia	1,456	11.69%	40,979,555.26 AUD	10.62%	206	10,735,742.88 AUD	1,250	30,243,812.38 AUD	758	24,762,408.94 AUD	698	16,217,146.32 AUD
Total	12,456	100.00%	385,740,376.49 AUD	100.00%	3,535	175,903,621.36 AUD	8,921	209,836,755.13 AUD	8,898	304,815,562.21 AUD	3,558	80,924,814.28 AUD

Pool Data IX

Current COVID-19 Extensions

Total Portfolio					Product Type			
Current COVID-19 Extensions	Number of Contracts	Percentage of Contracts	Outstanding Discounted Receivables Balance	Percentage of Balance	Chattel Mortgage		Consumer Loan	
					Number of Contracts	Outstanding Discounted Receivables Balance	Number of Contracts	Outstanding Discounted Receivables Balance
Current COVID-19 Extension	22	0.18%	831,545.26 AUD	0.22%	12	557,602.11 AUD	10	273,943.15 AUD
No Current Extension	12,434	99.82%	384,908,831.23 AUD	99.78%	7,833	272,773,240.96 AUD	4,601	112,135,590.27 AUD
Total	12,456	100.00%	385,740,376.49 AUD	100.00%	7,845	273,330,843.07 AUD	4,611	112,409,533.42 AUD

* Representing contracts which are currently in a COVID-19 extension as at the Reporting Date

Pool Data IX

Current COVID-19 Extensions

Total Portfolio					Balloon				Vehicle Status			
Current COVID-19 Extensions	Number of Contracts	Percentage of Contracts	Outstanding Discounted Receivables Balance	Percentage of Balance	Balloon		No Balloon		New		Used	
					Number of Contracts	Outstanding Discounted Receivables Balance	Number of Contracts	Outstanding Discounted Receivables Balance	Number of Contracts	Outstanding Discounted Receivables Balance	Number of Contracts	Outstanding Discounted Receivables Balance
Current COVID-19 Extension	22	0.18%	831,545.26 AUD	0.22%	6	260,186.40 AUD	16	571,358.86 AUD	14	611,173.56 AUD	8	220,371.70 AUD
No Current Extension	12,434	99.82%	384,908,831.23 AUD	99.78%	3,529	175,643,434.96 AUD	8,905	209,265,396.27 AUD	8,884	304,204,388.65 AUD	3,550	80,704,442.58 AUD
Total	12,456	100.00%	385,740,376.49 AUD	100.00%	3,535	175,903,621.36 AUD	8,921	209,836,755.13 AUD	8,898	304,815,562.21 AUD	3,558	80,924,814.28 AUD

* Representing contracts which are currently in a COVID-19 extension as at the Reporting Date

Individual Hardship Extensions*

Individual Extensions Approved For After Poolcut*	Number of Contracts	Percentage of Contracts	Outstanding Discounted Receivables Balance	Percentage of Balance
None	12,363	99.25%	382,196,060.27 AUD	99.08%
1	80	0.64%	3,088,916.35 AUD	0.80%
2	12	0.10%	418,665.24 AUD	0.11%
3	1	0.01%	36,734.63 AUD	0.01%
4	-	0.00%	0.00 AUD	0.00%
5	-	0.00%	0.00 AUD	0.00%
Total	12,456	100.00%	385,740,376.49 AUD	100.00%

*Individual Hardship Extensions Approved For After Poolcut For Contracts Active At End of Reporting Period

Engine Type

Total Portfolio					Product Type			
Engine Type	Number of Contracts	Percentage of Contracts	Outstanding Discounted Receivables Balance	Percentage of Balance	Chattel Mortgage		Consumer Loan	
					Number of Contracts	Outstanding Discounted Receivables Balance	Number of Contracts	Outstanding Discounted Receivables Balance
EA 189 (Unfixed)	2	0.02%	16,311.51 AUD	0.00%	2	16,311.51 AUD	-	- AUD
Other	12,454	99.98%	385,724,064.98 AUD	100.00%	7,843	273,314,531.56 AUD	4,611	112,409,533.42 AUD
Total	12,456	100.00%	385,740,376.49 AUD	100.00%	7,845	273,330,843.07 AUD	4,611	112,409,533.42 AUD

Engine Type

Total Portfolio					Balloon				Vehicle Status			
Engine Type	Number of Contracts	Percentage of Contracts	Outstanding Discounted Receivables Balance	Percentage of Balance	Balloon		No Balloon		New		Used	
					Number of Contracts	Outstanding Discounted Receivables Balance	Number of Contracts	Outstanding Discounted Receivables Balance	Number of Contracts	Outstanding Discounted Receivables Balance	Number of Contracts	Outstanding Discounted Receivables Balance
EA 189 (Unfixed)	2	0.02%	16,311.51 AUD	0.00%	-	- AUD	2	16,311.51 AUD	-	- AUD	2	16,311.51 AUD
Other	12,454	99.98%	385,724,064.98 AUD	100.00%	3,535	175,903,621.36 AUD	8,919	209,820,443.62 AUD	8,898	304,815,562.21 AUD	3,556	80,908,502.77 AUD
Total	12,456	100.00%	385,740,376.49 AUD	100.00%	3,535	175,903,621.36 AUD	8,921	209,836,755.13 AUD	8,898	304,815,562.21 AUD	3,558	80,924,814.28 AUD

Contract Level Data

Net Salvage Recoveries By Contract By Month

No.	Month / Year of Origination	Month / Year of Net Salvage	Outstanding Discounted Receivables Balance at Poolcut	ABS Gross Salvage Loss	ABS Net Salvage Loss	ABS Recoveries After Net Salvage	ABS Net Salvage Loss After Recoveries	Loss Percentage on Poolcut Balance	Geographical Location of Borrower	Vehicle Type (New/Used)	Vehicle Manufacturer	Product Type
1	02/2021	07/2022	69,286.66 AUD	68,260.06 AUD	23,440.30 AUD	- AUD	23,440.30 AUD	33.83%	Queensland	New	HYUNDAI	Chattel Mortgage
2	04/2017	08/2022	4,908.02 AUD	1,802.96 AUD	1,802.96 AUD	100.00 AUD	1,702.96 AUD	34.70%	Western Australia	Used	TOYOTA	Consumer Loan
3	09/2020	08/2022	22,898.44 AUD	24,043.02 AUD	23,946.41 AUD	20,847.13 AUD	3,099.28 AUD	13.53%	New South Wales	New	HYUNDAI	Chattel Mortgage
4	11/2020	08/2022	85,150.75 AUD	88,290.47 AUD	26,227.05 AUD	- AUD	26,227.05 AUD	30.80%	New South Wales	Used	AUDI	Consumer Loan
5	03/2021	08/2022	29,185.09 AUD	28,877.00 AUD	5,729.99 AUD	- AUD	5,729.99 AUD	19.63%	Queensland	Used	AUDI	Chattel Mortgage
6	08/2021	09/2022	58,243.78 AUD	60,601.34 AUD	60,349.39 AUD	(656.00) AUD	61,005.39 AUD	104.74%	New South Wales	New	VOLVO	Consumer Loan
7	05/2017	10/2022	10,198.36 AUD	5,937.71 AUD	5,937.71 AUD	- AUD	5,937.71 AUD	58.22%	Western Australia	New	VOLKSWAGEN	Consumer Loan
8	04/2021	11/2022	112,349.37 AUD	113,836.61 AUD	113,836.61 AUD	- AUD	113,836.61 AUD	101.32%	New South Wales	Used	MERCEDES-BENZ	Chattel Mortgage
9	06/2021	11/2022	42,591.10 AUD	36,679.72 AUD	30,861.92 AUD	- AUD	30,861.92 AUD	72.46%	Victoria	Used	FORD	Chattel Mortgage
10	02/2020	12/2022	6,960.28 AUD	6,286.99 AUD	364.85 AUD	- AUD	364.85 AUD	5.24%	Queensland	Used	NISSAN	Chattel Mortgage
11	08/2021	12/2022	68,340.09 AUD	61,509.66 AUD	25,863.78 AUD	- AUD	25,863.78 AUD	37.85%	Victoria	New	FIAT	Chattel Mortgage
Total	11		510,111.94 AUD	496,125.54 AUD	318,360.97 AUD	20,291.13 AUD	298,069.84 AUD					

Contract Level Data

Net Salvage Recoveries By Contract By Month

No.	Month / Year of Origination	Month / Year of Net Salvage	Nov-21	Dec-21	Jan-22	Feb-22	Mar-22	Apr-22	May-22	Jun-22	Jul-22	Aug-22	Sep-22	Oct-22
1	02/2021	07/2022	- AUD	- AUD	- AUD	- AUD	- AUD	- AUD	- AUD	- AUD	- AUD	- AUD	- AUD	- AUD
2	04/2017	08/2022	- AUD	- AUD	- AUD	- AUD	- AUD	- AUD	- AUD	- AUD	- AUD	- AUD	- AUD	- AUD
3	09/2020	08/2022	- AUD	- AUD	- AUD	- AUD	- AUD	- AUD	- AUD	- AUD	- AUD	- AUD	- AUD	- AUD
4	11/2020	08/2022	- AUD	- AUD	- AUD	- AUD	- AUD	- AUD	- AUD	- AUD	- AUD	- AUD	(871.25) AUD	21,718.38 AUD
5	03/2021	08/2022	- AUD	- AUD	- AUD	- AUD	- AUD	- AUD	- AUD	- AUD	- AUD	- AUD	- AUD	- AUD
6	08/2021	09/2022	- AUD	- AUD	- AUD	- AUD	- AUD	- AUD	- AUD	- AUD	- AUD	- AUD	- AUD	(656.00) AUD
7	05/2017	10/2022	- AUD	- AUD	- AUD	- AUD	- AUD	- AUD	- AUD	- AUD	- AUD	- AUD	- AUD	- AUD
8	04/2021	11/2022	- AUD	- AUD	- AUD	- AUD	- AUD	- AUD	- AUD	- AUD	- AUD	- AUD	- AUD	- AUD
9	06/2021	11/2022	- AUD	- AUD	- AUD	- AUD	- AUD	- AUD	- AUD	- AUD	- AUD	- AUD	- AUD	- AUD
10	02/2020	12/2022	- AUD	- AUD	- AUD	- AUD	- AUD	- AUD	- AUD	- AUD	- AUD	- AUD	- AUD	- AUD
11	08/2021	12/2022	- AUD	- AUD	- AUD	- AUD	- AUD	- AUD	- AUD	- AUD	- AUD	- AUD	- AUD	- AUD
Total	11		- AUD	- AUD	- AUD	- AUD	- AUD	- AUD	- AUD	- AUD	- AUD	- AUD	(871.25) AUD	21,062.38 AUD

Contract Level Data

Net Salvage Recoveries By Contract By Month

No.	Month / Year of Origination	Month / Year of Net Salvage	Nov-22	Dec-22	Jan-23	Feb-23	Mar-23	Apr-23	May-23	Jun-23	Jul-23	Aug-23	Sep-23	Oct-23
1	02/2021	07/2022	- AUD	- AUD	- AUD	- AUD	- AUD	- AUD	- AUD	- AUD	- AUD	- AUD	- AUD	- AUD
2	04/2017	08/2022	100.00 AUD	- AUD	- AUD	- AUD	- AUD	- AUD	- AUD	- AUD	- AUD	- AUD	- AUD	- AUD
3	09/2020	08/2022	- AUD	- AUD	- AUD	- AUD	- AUD	- AUD	- AUD	- AUD	- AUD	- AUD	- AUD	- AUD
4	11/2020	08/2022	- AUD	- AUD	- AUD	- AUD	- AUD	- AUD	- AUD	- AUD	- AUD	- AUD	- AUD	- AUD
5	03/2021	08/2022	- AUD	- AUD	- AUD	- AUD	- AUD	- AUD	- AUD	- AUD	- AUD	- AUD	- AUD	- AUD
6	08/2021	09/2022	- AUD	- AUD	- AUD	- AUD	- AUD	- AUD	- AUD	- AUD	- AUD	- AUD	- AUD	- AUD
7	05/2017	10/2022	- AUD	- AUD	- AUD	- AUD	- AUD	- AUD	- AUD	- AUD	- AUD	- AUD	- AUD	- AUD
8	04/2021	11/2022	- AUD	- AUD	- AUD	- AUD	- AUD	- AUD	- AUD	- AUD	- AUD	- AUD	- AUD	- AUD
9	06/2021	11/2022	- AUD	- AUD	- AUD	- AUD	- AUD	- AUD	- AUD	- AUD	- AUD	- AUD	- AUD	- AUD
10	02/2020	12/2022	- AUD	- AUD	- AUD	- AUD	- AUD	- AUD	- AUD	- AUD	- AUD	- AUD	- AUD	- AUD
11	08/2021	12/2022	- AUD	- AUD	- AUD	- AUD	- AUD	- AUD	- AUD	- AUD	- AUD	- AUD	- AUD	- AUD
Total	11		100.00 AUD	- AUD	- AUD	- AUD	- AUD	- AUD	- AUD	- AUD	- AUD	- AUD	- AUD	- AUD

Contract Level Data

Net Salvage Recoveries By Contract By Month

#REF!

No.	Month / Year of Origination	Month / Year of Net Salvage	Nov-23	Dec-23	Jan-24	Feb-24	Mar-24	Apr-24	May-24	Jun-24	Jul-24	Aug-24	Sep-24	Oct-24
1	02/2021	07/2022	- AUD	- AUD	- AUD	- AUD	- AUD	- AUD	- AUD	- AUD	- AUD	- AUD	- AUD	- AUD
2	04/2017	08/2022	- AUD	- AUD	- AUD	- AUD	- AUD	- AUD	- AUD	- AUD	- AUD	- AUD	- AUD	- AUD
3	09/2020	08/2022	- AUD	- AUD	- AUD	- AUD	- AUD	- AUD	- AUD	- AUD	- AUD	- AUD	- AUD	- AUD
4	11/2020	08/2022	- AUD	- AUD	- AUD	- AUD	- AUD	- AUD	- AUD	- AUD	- AUD	- AUD	- AUD	- AUD
5	03/2021	08/2022	- AUD	- AUD	- AUD	- AUD	- AUD	- AUD	- AUD	- AUD	- AUD	- AUD	- AUD	- AUD
6	08/2021	09/2022	- AUD	- AUD	- AUD	- AUD	- AUD	- AUD	- AUD	- AUD	- AUD	- AUD	- AUD	- AUD
7	05/2017	10/2022	- AUD	- AUD	- AUD	- AUD	- AUD	- AUD	- AUD	- AUD	- AUD	- AUD	- AUD	- AUD
8	04/2021	11/2022	- AUD	- AUD	- AUD	- AUD	- AUD	- AUD	- AUD	- AUD	- AUD	- AUD	- AUD	- AUD
9	06/2021	11/2022	- AUD	- AUD	- AUD	- AUD	- AUD	- AUD	- AUD	- AUD	- AUD	- AUD	- AUD	- AUD
10	02/2020	12/2022	- AUD	- AUD	- AUD	- AUD	- AUD	- AUD	- AUD	- AUD	- AUD	- AUD	- AUD	- AUD
11	08/2021	12/2022	- AUD	- AUD	- AUD	- AUD	- AUD	- AUD	- AUD	- AUD	- AUD	- AUD	- AUD	- AUD
Total	11		- AUD	- AUD	- AUD	- AUD	- AUD	- AUD	- AUD	- AUD	- AUD	- AUD	- AUD	- AUD

Contract Level Data

Net Salvage Recoveries By Contract By Month

No.	Month / Year of Origination	Month / Year of Net Salvage	Nov-24	Dec-24	Jan-25	Feb-25	Mar-25	Apr-25	May-25	Jun-25	Jul-25	Aug-25
1	02/2021	07/2022	- AUD	- AUD	- AUD	- AUD	- AUD	- AUD	- AUD	- AUD	- AUD	- AUD
2	04/2017	08/2022	- AUD	- AUD	- AUD	- AUD	- AUD	- AUD	- AUD	- AUD	- AUD	- AUD
3	09/2020	08/2022	- AUD	- AUD	- AUD	- AUD	- AUD	- AUD	- AUD	- AUD	- AUD	- AUD
4	11/2020	08/2022	- AUD	- AUD	- AUD	- AUD	- AUD	- AUD	- AUD	- AUD	- AUD	- AUD
5	03/2021	08/2022	- AUD	- AUD	- AUD	- AUD	- AUD	- AUD	- AUD	- AUD	- AUD	- AUD
6	08/2021	09/2022	- AUD	- AUD	- AUD	- AUD	- AUD	- AUD	- AUD	- AUD	- AUD	- AUD
7	05/2017	10/2022	- AUD	- AUD	- AUD	- AUD	- AUD	- AUD	- AUD	- AUD	- AUD	- AUD
8	04/2021	11/2022	- AUD	- AUD	- AUD	- AUD	- AUD	- AUD	- AUD	- AUD	- AUD	- AUD
9	06/2021	11/2022	- AUD	- AUD	- AUD	- AUD	- AUD	- AUD	- AUD	- AUD	- AUD	- AUD
10	02/2020	12/2022	- AUD	- AUD	- AUD	- AUD	- AUD	- AUD	- AUD	- AUD	- AUD	- AUD
11	08/2021	12/2022	- AUD	- AUD	- AUD	- AUD	- AUD	- AUD	- AUD	- AUD	- AUD	- AUD
Total	11		- AUD	- AUD	- AUD	- AUD	- AUD	- AUD	- AUD	- AUD	- AUD	- AUD