



25 January 2023

ASX Announcement (ASX:BBT)

Q2 FY23 Investor Presentation

BlueBet Holdings Limited (ASX:BBT) (**BlueBet** or the **Company**) is pleased to provide the attached Q2 FY23 Investor presentation.

AUTHORISATION

This announcement has been authorised for lodgement to the ASX by the BlueBet Board of Directors

--END--

For further information, please contact:

Investor Enquiries

Darren Holley

CFO

investor@bluebet.com.au

Media Enquiries

Citadel - MAGNUS

Jack Gordon

jgordon@citadelmagnus.com

About BlueBet

BlueBet is a mobile-first, online bookmaker with a vision to provide more innovative wagering products to customers of Australian and international racing and sports.

BlueBet offers wagering products on 31 sports in Australia and internationally, plus entertainment and politics wagering markets. BlueBet provides customers a wide range of traditional wagering products as well as more innovative products, such as Exotics, Same Game Multis and Same Race Multis.

BlueBet is powered by a scalable, cloud-based technology platform, which has been materially customised and enhanced by the Company to focus on providing customers with the best experience possible. BlueBet has developed its customer-facing technology platform, website and native apps with a mobile-first strategy, to deliver a premium mobile experience to the customer.



Q2 FY23 INVESTOR PRESENTATION & APPENDIX 4C

25 January 2023



IMPORTANT NOTICE & DISCLAIMER

Acceptance

This presentation has been prepared by BlueBet Holdings Ltd (ACN 647 124 641) (**BlueBet**). By accepting, accessing or reviewing this presentation, you acknowledge and agree to the terms set out in this Important Notice and Disclaimer.

Summary of information

This presentation has been provided to you solely to convey information about BlueBet and its related entities, and their activities, for the quarterly period ended 31 December 2022. The information in this presentation is general in nature and does not purport to be complete, nor does it contain all the information which a prospective investor may require in evaluating a possible investment in BlueBet. It has been prepared by BlueBet with due care, but other than as required by law, no representation or warranty, express or implied, is provided in relation to the accuracy, fairness or completeness of the information. Statements in this presentation are made only as of the date of this presentation, unless otherwise stated, and the information in this presentation remains subject to change without notice. None of BlueBet, its representatives or advisers is responsible for updating, or undertakes to update, this presentation. Items depicted in photographs and diagrams are not assets of BlueBet, unless stated. This presentation should be read in conjunction with BlueBet's Results Announcement for the quarterly period ended 31 December 2022, as well as other periodic and continuous disclosure information lodged with the ASX, which are available at www.asx.com.au and the BlueBet Investor Centre accessible via www.bluebetplc.com.

Industry data

Certain market and industry data cited or used in the preparation of this presentation may have been obtained from research, surveys or studies conducted by third parties, including industry or general publications. None of BlueBet, its representatives or advisers have independently verified any such market or industry data provided by third parties or industry or general publications, nor have those third parties or industry or general publications authorised or approved the publication of this presentation.

Not financial product advice or offer

This presentation is for information purposes only and is not a prospectus, product disclosure statement, pathfinder document for the purposes of section 734(9) of the Corporations Act or other disclosure document under Australian law or the law of any other jurisdiction. It is not, and should not be considered as, an offer, invitation, solicitation, advice or recommendation to buy or sell or to refrain from buying or selling any securities or other investment product or to enter into any other transaction in any jurisdiction. It has been prepared without accounting for any person's individual objectives, financial or tax situation or any particular needs. Readers should consider the appropriateness of the information having regard to their own objectives, financial and tax situation and needs, make their own enquiries and investigations regarding all information in this presentation including but not limited to the assumptions, uncertainties and contingencies which may affect future operations of BlueBet and the impact that different future outcomes may have on BlueBet, and seek legal and taxation advice appropriate for their jurisdiction.

Financial data

Investors should note that this presentation contains historical financial information. The historical information, provided in this presentation is for illustrative purposes only and is not represented as being indicative of BlueBet's views on its future financial condition and/or performance. Investors should be aware that certain financial measures included in this presentation are 'non-IFRS financial information' under ASIC Regulatory Guide 230: 'Disclosing non-IFRS financial information' and are not recognised under Australian Accounting Standards (AAS) and International Financial Reporting Standards (IFRS). The non-IFRS financial information/non-GAAP financial measures include EBITDA, net debt and others. Such non-IFRS financial information/non-GAAP financial measures do not have a standardised meaning prescribed by AAS or IFRS. Therefore, the non-IFRS financial information may not be comparable to similarly titled measures presented by other entities and should not be construed as an alternative to other financial measures determined in accordance with AAS or IFRS. Although BlueBet believes these non-IFRS financial measures provide useful information to investors in measuring the financial performance and condition of its business, investors are cautioned not to place undue reliance on any non-IFRS financial information/non-GAAP financial measures included in this presentation. The non-IFRS financial information in this presentation has not been audited or reviewed in accordance with AAS. All currency figures in this presentation are in Australian dollars (\$) or A\$) unless stated otherwise.

Effect of rounding

A number of figures, amounts, percentages, estimates, calculations of value and fractions in this presentation are subject to the effect of rounding. Accordingly, the actual calculation of these figures may differ from the figures set out in this presentation.

Past performance

Past performance of BlueBet, including past share price performance, cannot, and should not, be relied upon as an indicator of (and provides no guidance as to) future BlueBet performance. Nothing contained in this presentation, nor any information made available to you is, or shall be relied upon as, a promise, representation, warranty or guarantee, whether as to the past, present or future.

Future performance and forward-looking statements

This presentation contains forward-looking statements, forecasts, estimates, projections, beliefs and opinions (**Forward-Looking Statements**). Forward-Looking Statements can be identified by the use of terminology, including, without limitation, the terms 'believes', 'estimates', 'anticipates', 'expects', 'projects', 'predicts', 'intends', 'plans', 'propose', 'goals', 'targets', 'aims', 'outlook', 'guidance', 'forecasts', 'may', 'will', 'would', 'could' or 'should' or, in each case, their negative or other variations or comparable terminology. Forward-Looking Statements reflect expectations as at the date of this presentation. However, they are not guarantees or predictions of future performance or events or statements of fact. They involve known and unknown risks, uncertainties and other factors, many of which are beyond BlueBet's control, and which may cause actual results to differ materially from anticipated results, performance or achievements expressed or implied by the Forward-Looking Statements contained in this presentation. Other than as required by law, although they believe there is a reasonable basis for the Forward-Looking Statements, neither BlueBet nor any other person (including any director, officer or employee of BlueBet or any related body corporate) gives any representation, assurance or guarantee (express or implied) as to the accuracy or completeness of each Forward-Looking Statement or that the occurrence of any event, results, performance or achievement will actually occur. Except as required by applicable laws or regulations, BlueBet does not undertake to publicly update or review any Forward-Looking Statements, whether as a result of new information or future events. Past performance cannot be relied on as a guide to future performance.

No representations or warranties

No representation or warranty, expressed or implied, is made as to the fairness, accuracy, completeness or correctness of the information, opinions and conclusions contained in this presentation. To the maximum extent permitted by law, none of BlueBet and its related bodies corporate, or their respective directors, employees or agents, nor any other person accepts liability for any loss arising from the use of this presentation or its contents or otherwise arising in connection with it, including, without limitation, any liability from fault or negligence.

Authorisation

This presentation has been authorised for lodgement to the ASX by the BlueBet Board of Directors.

Continuing to gain share in Australia and make progress in the US



Active Customers¹ up 32.3% to 59,632 and continuing to gain market share in Australia despite increased competition



Turnover up 6.6% to \$147.7m driven by strong growth in Sports and mobile



Seasonal promotional activity and mix shift towards Sport impacts Net Win, which remains robust at 9.3%



Football (Soccer) World Cup and effective US sport promotions drive 57.9% increase in Sport Turnover



Significant investment in marketing and product positions BlueBet for continued market share growth in H2



Soft launched in Iowa, with ClutchBet ranked #10 of 19 Operators by revenue in Q2



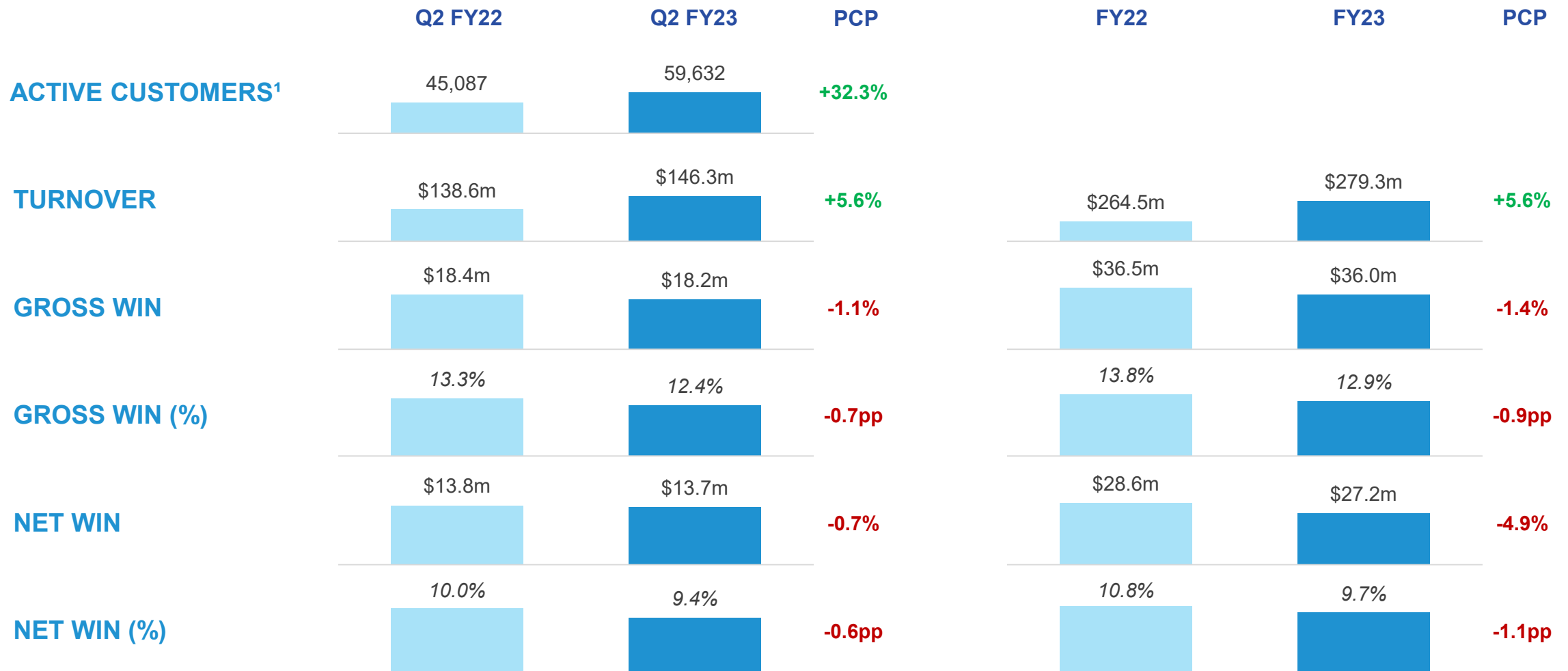
On track for mid-March go-live in Colorado, with temporary license granted and working towards platform approval

1. Customers who have placed a cash bet in the 12 months preceding the relevant period.

Market share gains driving strong growth in Active Customers, Bet Count and Turnover



1. All comparisons relate to the prior corresponding period (pcp) unless otherwise stated
 2. Customers who have placed a cash bet in the 12 months preceding the relevant period
 3. Australian business only, US excluded given Iowa first bets were 30 August 2022

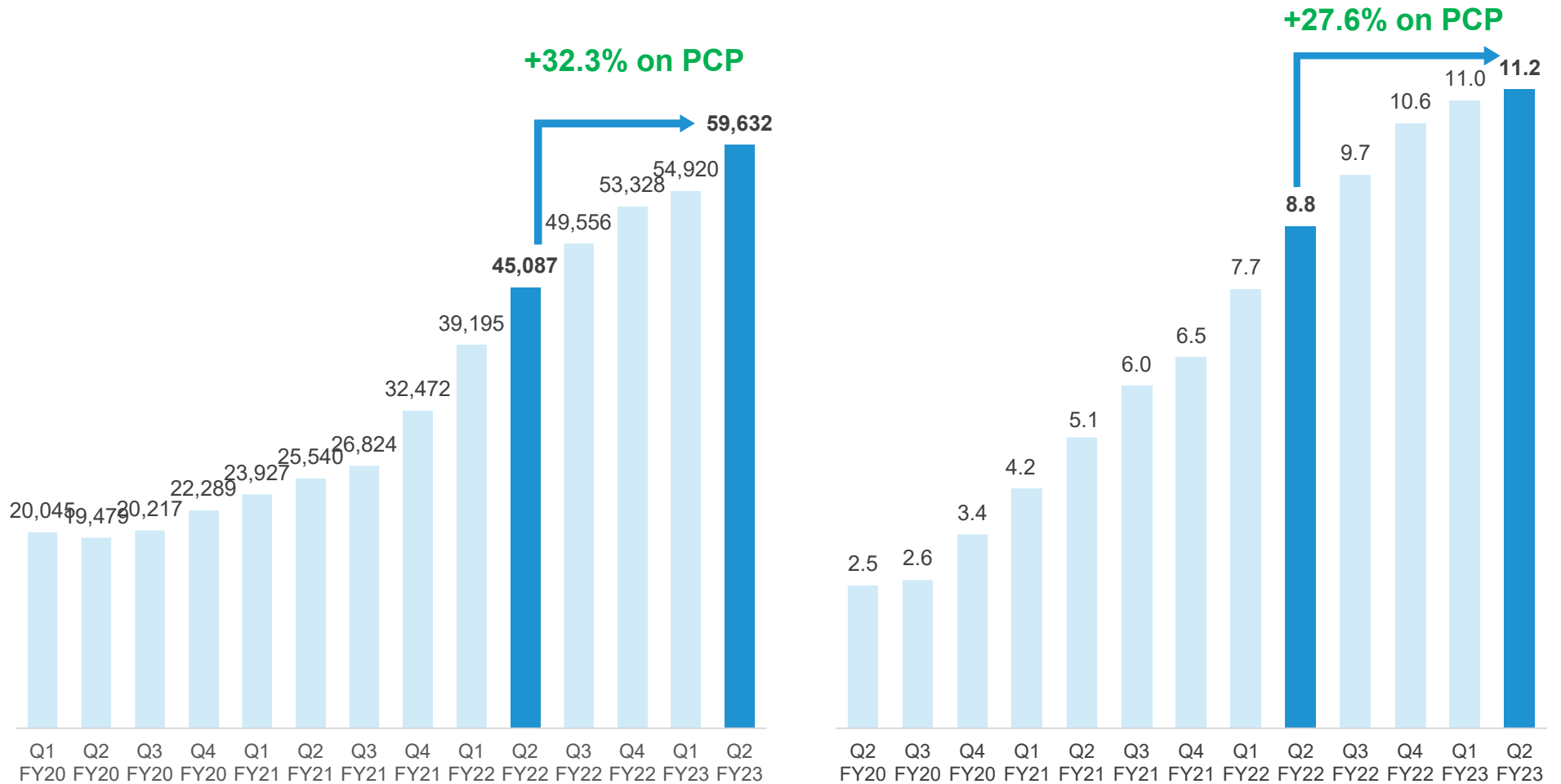


1. Customers who have placed a cash bet in the 12 months preceding the relevant period

Active Customers up 32.3% to 59,632 as BlueBet continues to gain market share

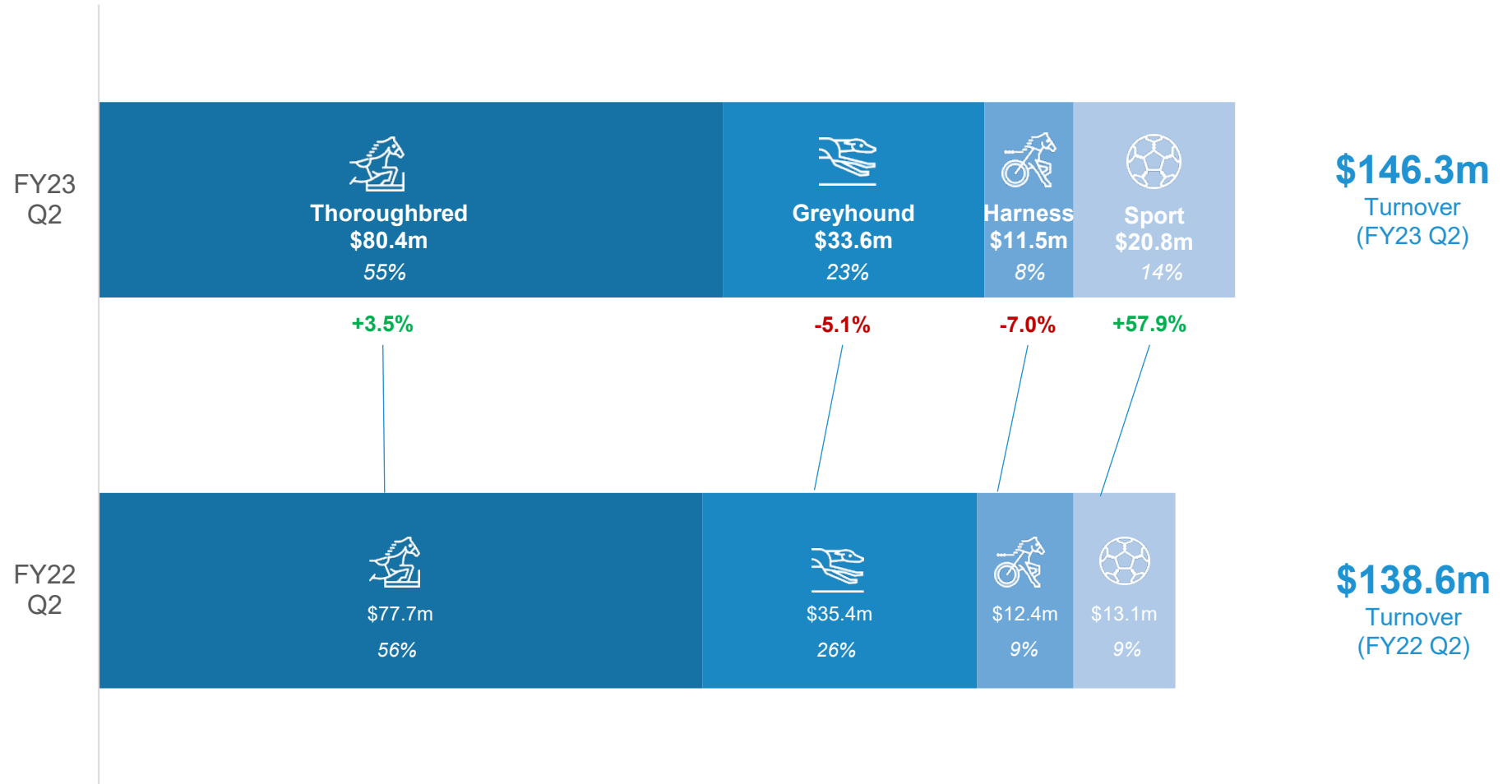
Record monthly new Actives achieved in October

12-month rolling Bet Count reaches 11.2m



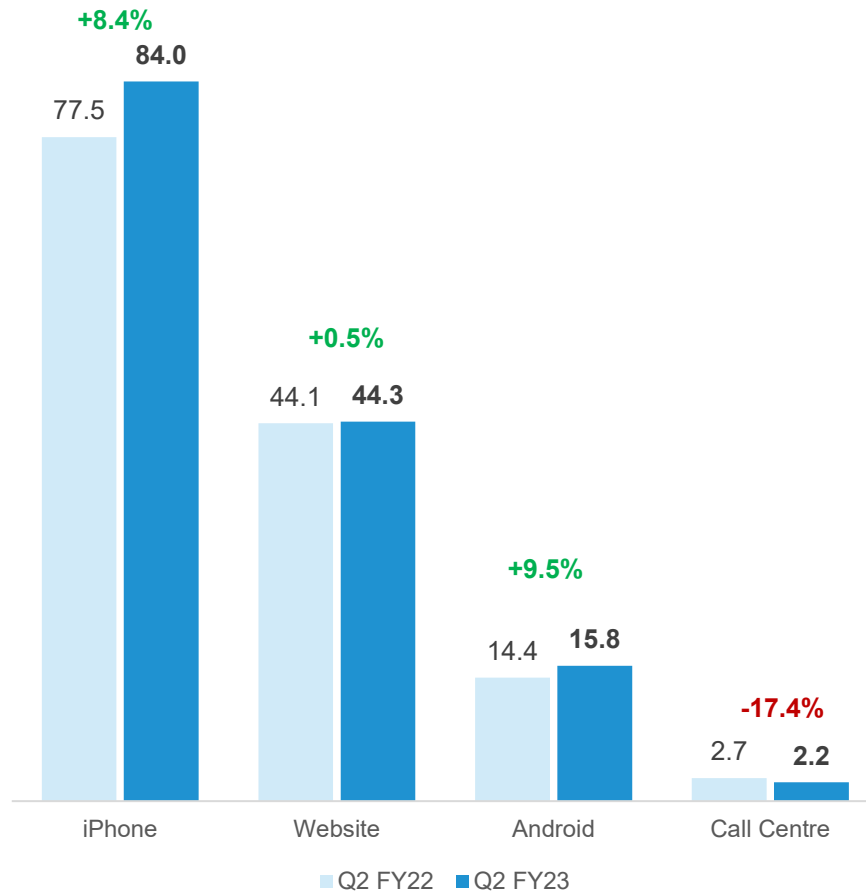
1. Customers who have placed a cash bet in the 12 months preceding the relevant period
 2. 12 month rolling Bet Count

Turnover up 5.6% to \$146.3m, with strong growth in Sport (Football World Cup, American Football & Basketball) offsetting reductions in Greyhounds and Harness

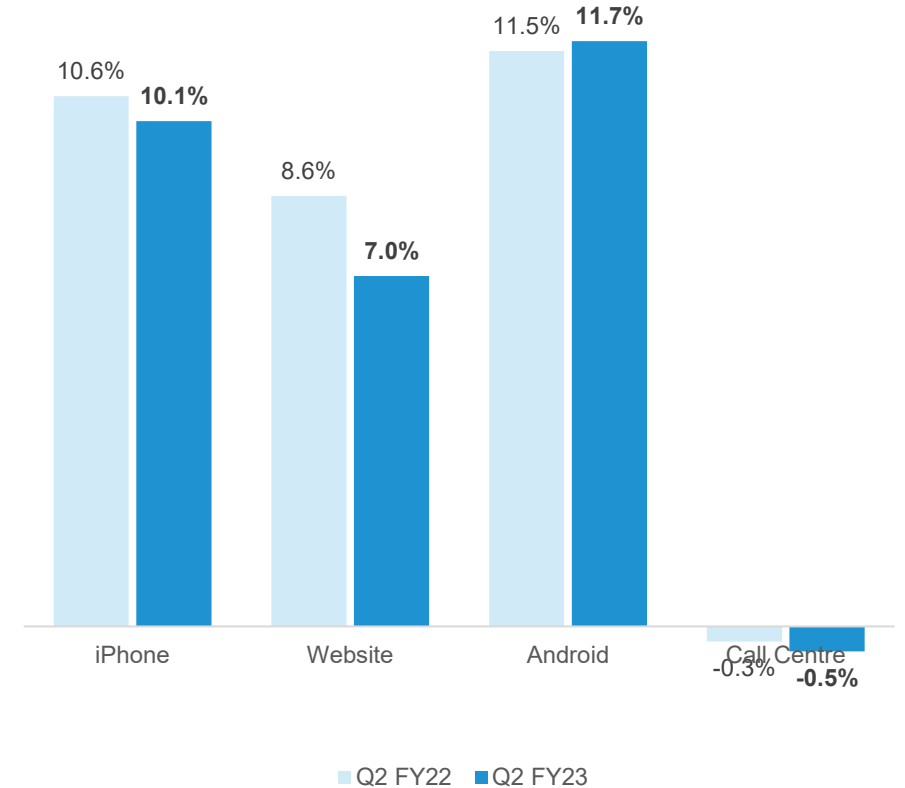


Mobile remains the highest growth and highest margin channel with 68.2% of Turnover coming from mobile apps in Q2

Turnover (\$ million) by channel
(Q2 FY22 – Q3 FY23)

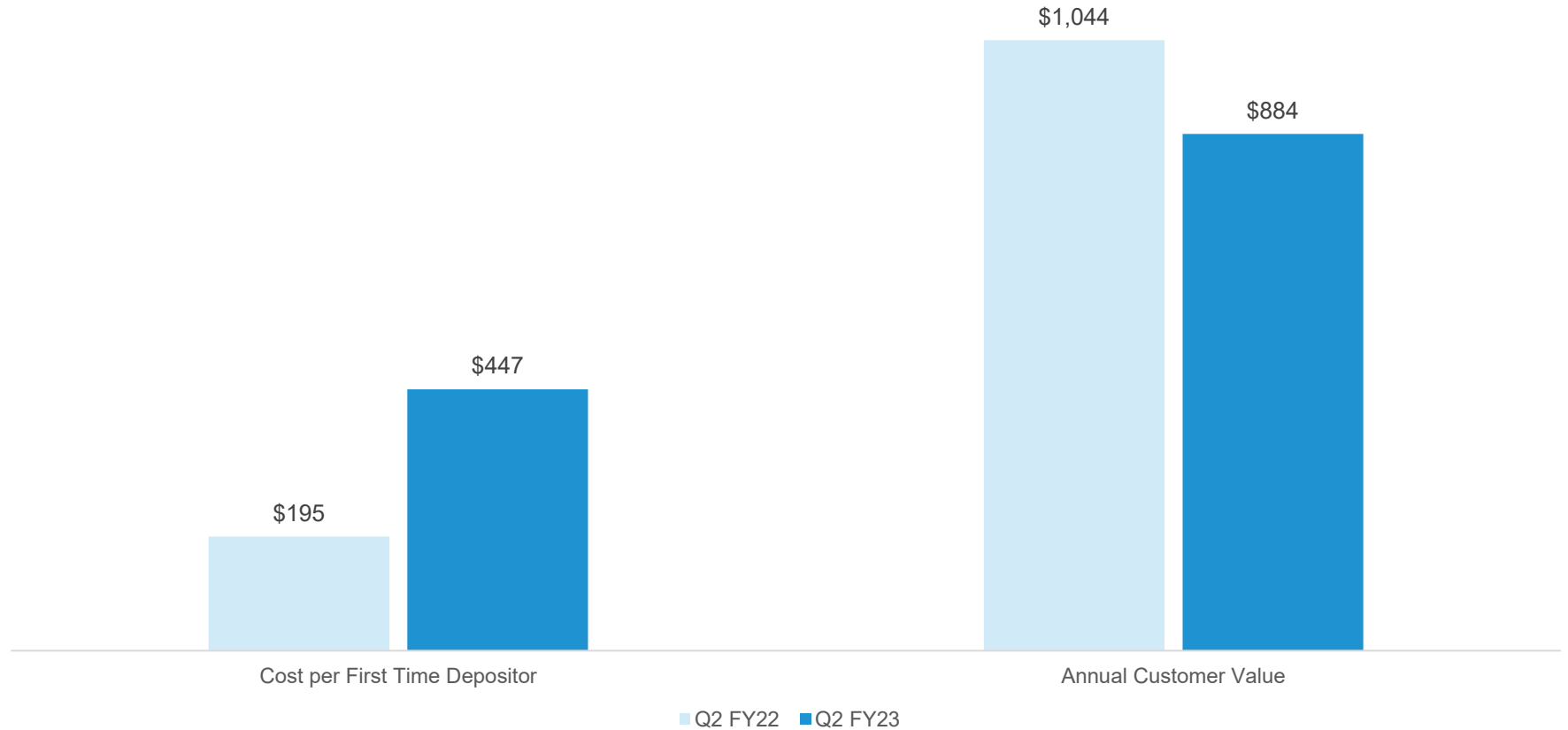


Net Win Margin % by channel
(Q2 FY22 – Q2 FY23)



ACV to CFTD ratio of 2.0x continues to provide attractive marketing ROI

CFTD of \$447 driven by increased marketing and promotional spend to drive growth amid increased competition



Notes

- 1. *Cost per First Time Depositor (CFTD) is defined as the cost of acquiring a Registered Customer that has deposited money into their account for the 12 months ending 30 December 2022.*
- 2. *Annual Customer Value is defined as Net Win divided by Active Customers for the 12 months ending 30 December 2022*

ClutchBet up and running in Iowa and targeting mid-March go-live in Colorado

- ClutchBet now soft launched in Iowa with an initial focus on product enhancement
- Further functionality including micro live betting and additional deposit methods to be added ahead of Colorado launch in Q3
- Colorado Gaming Control Commission approved ClutchBet's temporary license, now working on final platform approval with GLI and targeting mid-March go-live
- Leveraging the investment in Low6 our first free to play game will be released ahead of the Super Bowl



Cash Active Clients

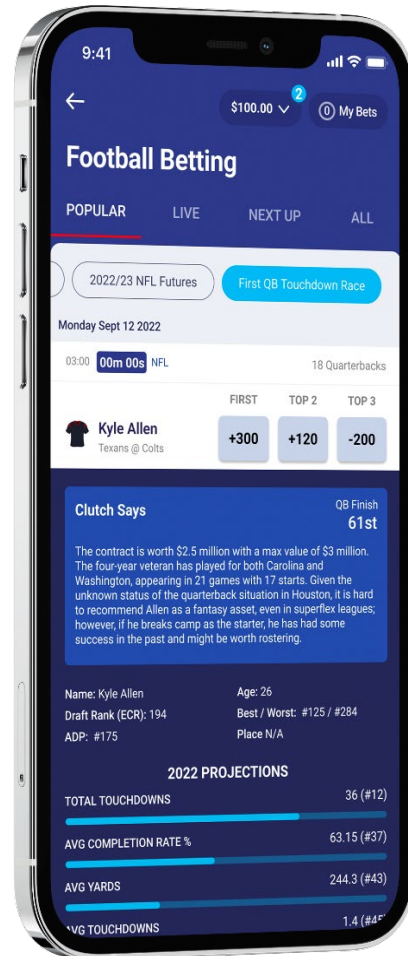
- For the 3 months to 31 December 2023, Cash Active Customers were **696**
- Marketing expense for Q2 FY23 was USD\$0.5m

- Successful soft launch in Iowa on 30 August 2022
- ClutchBet ranked #10 by Revenue and #13 by Handle among 19 active Online Sports Wagering Operators in Iowa in Q2
- Focus on a 'hyper local' marketing approach, ClutchBet Sports Lounges have been created in the following venues
 - Iron Bar (Dubuque)
 - The Leaderboard (North Liberty)
 - Vine Tavern & Eatery (Iowa City)
- Finalised an agreement with Dubuque Fighting Saints (United States Hockey League) which includes arena branding & ClutchBet VIP Suite

A\$m	Q2 FY23	YTD
Turnover/Handle	1.4	1.6
Gross Win %	5.5%	4.4%



BlueBet Global Platform (BGP) to be delivered at the end of FY23



Centralised management of feeds, event administration, pricing and multi jurisdictional risk management



Allow multiple brands and client databases



Scale and efficiency with full system control from a single console



Full white labelled B2B Sportsbook-as-a-Solution



Longer term US solutions to include easy adaptation to retail setting and shared wallet input to iGaming, Race Book and Retail



SUMMARY OF QUARTERLY CASH FLOWS

Net Cash used in operating activities in Q2 was (\$6.6m) driven by tactical and seasonal front-ended marketing investment in H1

Total Cash balance at end Q2 was \$32.2 million, including customer deposits of \$3.7m

Expect cash flow to normalise in subsequent quarters

<i>All amounts in A\$000's'</i>	Q2 FY23
Receipts from customers	38,042.8
Cost of Sales	(6,036.9)
Advertising and marketing	(7,609.8)
Leased assets	(113.3)
Staff costs	(2,576.8)
Administration and corporate costs	(3,576.4)
Interest received	62.9
Interest and other costs of finance paid	(17.0)
Income Tax Paid	(46.0)
Other (Payments to customers incl. GST)	(24,726.2)
Net cash from / (used in) operating activities	(6,596.7)
Property, plant and equipment	(11.1)
Investments	(839.0)
Intellectual property	(2,550.3)
Net cash from / (used in) investing activities	(3,400.4)
Cash and cash equivalents at beginning of quarter/year to date	42,302.7
Net cash from / (used in) operating activities	(6,596.7)
Net cash from / (used in) investing activities	(3,400.4)
Foreign Exchange	(146.0)
Cash and cash equivalents at end of quarter	32,159.6

Note: (1) End of period AUD / USD FX Rate 0.6775

- 
- ✓ Return the Australia business to positive Operating Cash Flow
 - ✓ Continue to invest in product, particularly BlueBet Global Platform
 - ✓ Maintain strong return on marketing investment
 - ✓ Keep scaling the Australian business by gaining market share

- 
- ✓ Go-live in Colorado
 - ✓ Continue to enhance the US product through the introduction of live betting
 - ✓ Focused and disciplined marketing investment
 - ✓ Attend Indian Gaming Tradeshow to progress discussions around Sportsbook-as-a-solution offering

BlueBet

