

# Magellan High Conviction Funds

MAGELLAN HIGH CONVICTION FUND CLASS A | APIR: MGE0005AU  
MAGELLAN HIGH CONVICTION FUND CLASS B | APIR: MGE9885AU  
MAGELLAN HIGH CONVICTION TRUST (MANAGED FUND) | TICKER: MHHT



AS AT 31 JANUARY 2023

## PORTFOLIO MANAGERS

NIKKI THOMAS, CFA AND ALAN PULLEN

INVESTMENT PHILOSOPHY	OBJECTIVES	PORTFOLIO CONSTRUCTION	INVESTMENT RISKS
To invest in outstanding companies at attractive prices, while exercising a deep understanding of the macroeconomic environment to manage investment risk.	To achieve attractive risk-adjusted returns over the medium to long-term.	A concentrated portfolio of 10-20 high quality companies meaningfully diversified in risk exposure and correlations seeking to achieve strong risk-adjusted, not benchmark-relative returns. Typical cash and cash equivalents exposure between 0-50%.	All investments carry risk. While it is not possible to identify every risk relevant to an investment in a fund, we have provided details of risks in the relevant Product Disclosure Statement or offer document. You can view the PDS for the relevant fund on Magellan's website <a href="http://www.magellangroup.com.au">www.magellangroup.com.au</a>

## MAGELLAN HIGH CONVICTION FUNDS: KEY PORTFOLIO INFORMATION

### TOP 5 HOLDINGS (ALPHABETICAL ORDER)

#### STOCK

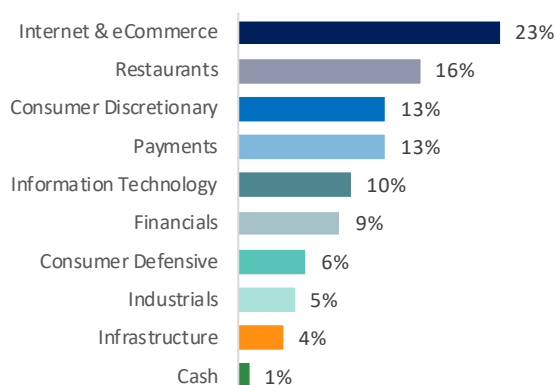
Alphabet Inc  
Intercontinental Exchange Inc  
Microsoft Corporation  
Visa Inc  
Yum! Brands Inc

#### SECTOR<sup>1</sup>

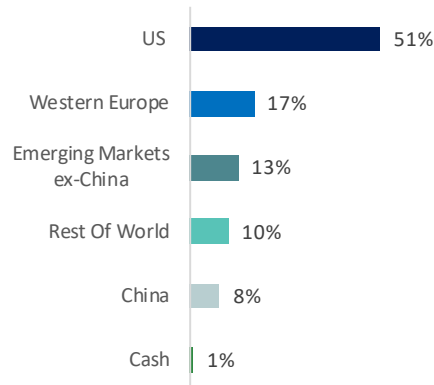
Internet & eCommerce  
Financials  
Information Technology  
Payments  
Restaurants

Holdings based on the Magellan High Conviction Fund. Exposures in the Magellan High Conviction Trust may slightly vary.

### SECTOR EXPOSURE BY SOURCE OF REVENUE<sup>1</sup>



### SECTOR EXPOSURE BY SOURCE OF REVENUE<sup>1</sup>



Exposures based on the Magellan High Conviction Fund. Exposures in the Magellan High Conviction Trust may slightly vary.

### CALENDAR YEAR PERFORMANCE<sup>2</sup>

	CYTD (%)	2022 (% p.a.)	2021 (% p.a.)	2020 (% p.a.)	2019 (% p.a.)	2018 (% p.a.)	2017 (% p.a.)	2016 (% p.a.)	2015 (% p.a.)	2014 (% p.a.)
Magellan High Conviction Fund - Class A	4.7	-27.8	20.8	-2.4	29.6	3.4	23.3	3.5	13.6	19.8
Magellan High Conviction Fund - Class B	4.7	-27.3	21.1	-1.9	29.2	3.3	-	-	-	-
MHHT	4.6	-27.7	21.2	-1.6	-	-	-	-	-	-

Past performance is not a reliable indicator of future performance.

<sup>1</sup> Sectors are internally defined. Geographical exposure is calculated on a look through basis based on underlying revenue exposure of individual companies held within the portfolio. Exposures may not sum to 100% due to rounding.

<sup>2</sup> Calculations are based on exit price with distributions reinvested, after ongoing fees and expenses but excluding individual tax, member fees and entry fees (if applicable). Returns denoted in AUD. Calendar year returns exclude any initial part-year returns. Magellan High Conviction – Class A inception date is 1 July 2013 (inclusive), Magellan High Conviction – Class B inception date is 15 November 2017 (inclusive), Magellan High Conviction Trust inception date is 11 October 2019 (inclusive).

# MAGELLAN HIGH CONVICTION FUND – CLASS A | ARSN 164 285 947

TICKER	FUND SIZE	NAV PER UNIT	BUY/SELL SPREAD	MANAGEMENT AND PERFORMANCE FEES <sup>3</sup>	INCEPTION DATE
-	AUD \$191.5 million	\$1.664 per unit	0.07% / 0.07%	1.51% p.a. and performance fee of 10% of excess return <sup>^</sup>	1 July 2013

## PERFORMANCE<sup>4</sup>

	1 MONTH (%)	3 MONTHS (%)	1 YEAR (% p.a.)	3 YEARS (% p.a.)	5 YEARS (% p.a.)	7 YEARS (% p.a.)	Since Inception (% p.a.)	OUTPERFORMANCE CONSISTENCY*
Magellan High Conviction Fund - Class A	4.7	-0.6	-20.0	-4.7	2.9	6.7	9.8	80%

CALENDAR YEAR RETURNS	CYTD (%)	2022 (%)	2021 (%)	2020 (%)	2019 (%)	2018 (%)	2017 (%)	2016 (%)	2015 (%)	2014 (%)	2013 (part year)
Magellan High Conviction Fund - Class A	4.7	-27.8	20.8	-2.4	29.6	3.4	23.3	3.5	13.6	19.8	17.7

Past performance is not a reliable indicator of future performance.

## PERFORMANCE CHART GROWTH OF AUD \$10,000<sup>4</sup>



Past performance is not a reliable indicator of future performance.

<sup>3</sup> Transaction costs may also apply – refer to the Product Disclosure Statement. All fees are inclusive of the net effect of GST.

<sup>4</sup> Calculations are based on exit price with distributions reinvested, after ongoing fees and expenses but excluding individual tax, member fees and entry fees (if applicable). Returns denoted in AUD.

<sup>^</sup> 10.0% of the excess return of Class A Units of the Fund above the Absolute Return hurdle of 10% per annum. Additionally, Performance Fees are subject to a high water mark.

\* Outperformance consistency indicates the percentage of positive excess returns above the 10% p.a. Absolute Return hurdle for rolling 3 year returns since inception.

## MAGELLAN HIGH CONVICTION FUND – CLASS B | ARSN 164 285 947

TICKER	FUND SIZE	NAV PER UNIT	BUY/SELL SPREAD	MANAGEMENT AND PERFORMANCE FEES <sup>3</sup>	INCEPTION DATE
-	AUD \$44.6 million	\$1.0313 per unit	0.07% / 0.07%	0.78% p.a. and performance fee of 20% of excess return^^	15 November 2017

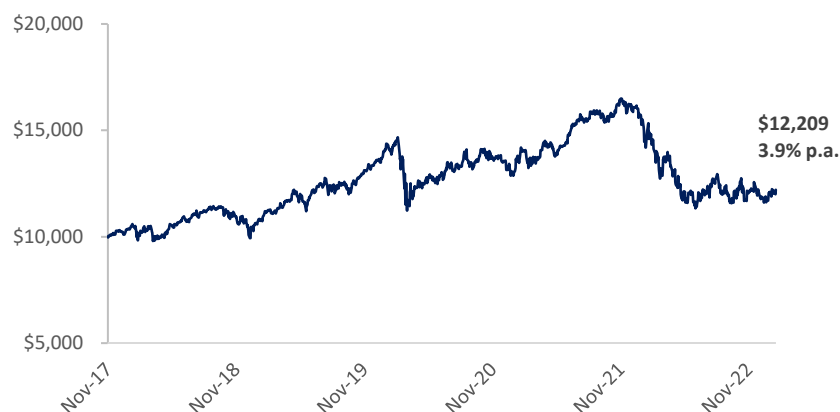
### PERFORMANCE<sup>4</sup>

	1 MONTH (%)	3 MONTHS (%)	1 YEAR (% p.a.)	3 YEARS (% p.a.)	5 YEARS (% p.a.)	Since Inception (% p.a.)	OUTPERFORMANCE CONSISTENCY*
Magellan High Conviction Fund - Class B	4.7	-0.4	-19.3	-4.1	3.2	3.9	44%

CALENDAR YEAR RETURNS	CYTD (%)	2022 (%)	2021 (%)	2020 (%)	2019 (%)	2018 (%)	2017 (part year)
Magellan High Conviction Fund - Class B	4.7	-27.3	21.1	-1.9	29.2	3.3	1.0

Past performance is not a reliable indicator of future performance.

### PERFORMANCE CHART GROWTH OF AUD \$10,000<sup>4</sup>



Past performance is not a reliable indicator of future performance.

<sup>3</sup> Transaction costs may also apply – refer to the Product Disclosure Statement. All fees are inclusive of the net effect of GST.

<sup>4</sup> Calculations are based on exit price with distributions reinvested, after ongoing fees and expenses but excluding individual tax, member fees and entry fees (if applicable).

Returns denoted in AUD.

^^20.0% of the excess return of Class B units of the Fund above the Absolute Return hurdle of 10% per annum. Additionally, Performance Fees are subject to a high water mark. The performance fee for Class B Units is subject to a cap of 2.22% per annum.

\* Outperformance consistency indicates the percentage of positive excess returns above the 10% p.a. Absolute Return hurdle for rolling 3 year returns since inception.

TICKER	FUND SIZE	NAV PER UNIT	BUY/SELL SPREAD <sup>5</sup>	MANAGEMENT AND PERFORMANCE FEES <sup>3</sup>	INCEPTION DATE
MHHT	AUD \$454.4 million	\$1.3151 per unit	0.07% / 0.07%	1.50% p.a. and performance fee of 10% of excess return <sup>#</sup>	11 October 2019

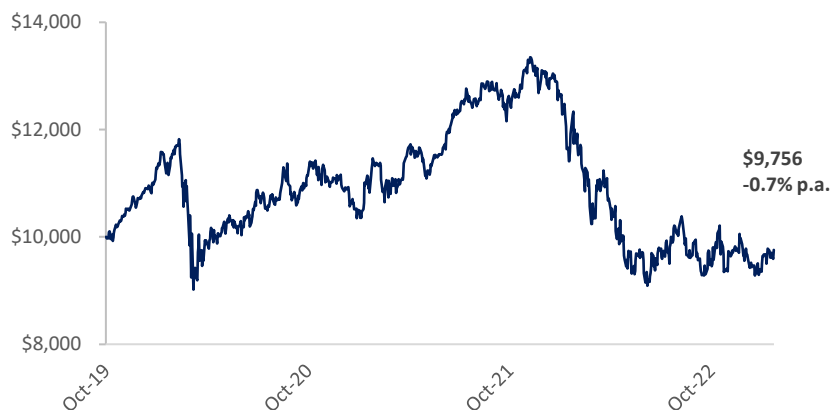
PERFORMANCE<sup>4</sup>

	1 MONTH (%)	3 MONTHS (%)	1 YEAR (% p.a.)	3 YEARS (% p.a.)	Since Inception (% p.a.)
MHHT	4.6	-0.6	-19.9	-4.4	-0.7

CALENDAR YEAR RETURNS	CYTD (%)	2022 (%)	2021 (%)	2020 (%)	2019 (part year)
MHHT	4.6	-27.7	21.2	-1.6	8.2

Past performance is not a reliable indicator of future performance.

PERFORMANCE CHART GROWTH OF AUD \$10,000<sup>4</sup>

Past performance is not a reliable indicator of future performance.

<sup>3</sup> Transaction costs may also apply – refer to the Product Disclosure Statement. All fees are inclusive of the net effect of GST.

<sup>4</sup> Calculations are based on exit price with distributions reinvested, after ongoing fees and expenses but excluding individual tax, member fees and entry fees (if applicable). Returns denoted in AUD.

<sup>5</sup> Only applicable to investors applying for units and withdrawing units directly with the Responsible Entity.

<sup>#</sup> 10.0% of the excess return of the Trust above the Absolute Return hurdle of 10% per annum. Additionally, Performance Fees are subject to a high water mark.

## IMPORTANT INFORMATION

Units in the funds referred to herein are issued by Magellan Asset Management Limited ABN 31 120 593 946, AFS Licence No. 304 301 ('Magellan'). This material has been issued by Magellan and has been prepared for general information purposes only and must not be construed as investment advice or as an investment recommendation. This material does not take into account your investment objectives, financial situation or particular needs. This material does not constitute an offer or inducement to engage in an investment activity nor does it form part of any offer documentation, offer or invitation to purchase, sell or subscribe for interests in any type of investment product or service. You should obtain and consider the relevant Product Disclosure Statement ('PDS') and Target Market Determination ('TMD') and consider obtaining professional investment advice tailored to your specific circumstances before making a decision about whether to acquire, or to continue to hold, the relevant financial product. A copy of the relevant PDS and TMD relating to the relevant Magellan financial product may be obtained by calling +61 2 9235 4888 or by visiting [www.magellangroup.com.au](http://www.magellangroup.com.au).

Past performance is not necessarily indicative of future results and no person guarantees the future performance of any fund, the amount or timing of any return from it, that asset allocations will be met, that it will be able to implement its investment strategy or that its investment objectives will be achieved. No representation or warranty is made with respect to the accuracy or completeness of any of the information contained in this material. Magellan will not be responsible or liable for any losses arising from your use or reliance upon any part of the information contained in this material. Further information regarding any benchmark referred to herein can be found at [www.magellangroup.com.au/funds/benchmark-information](http://www.magellangroup.com.au/funds/benchmark-information). Any third-party trademarks contained herein are used for information purposes only and are the property of their respective owners. Magellan claims no ownership in, nor any affiliation with, such trademarks. This material and the information contained within it may not be reproduced, or disclosed, in whole or in part, without the prior written consent of Magellan.

HIGHC44895