

Deal Name: **Driver Australia Seven**

Issuer: Perpetual Corporate Trust Limited (ABN 99 000 341 533)
of Level 18, 123 Pitt Street,
Sydney NSW 2000 Australia
in its capacity as trustee of the Driver Australia Seven Trust.

Originator of the Receivables: Volkswagen Financial Services Australia Pty Ltd

Seller of the Receivables: Volkswagen Financial Services Australia Pty Ltd

Servicer name: Volkswagen Financial Services Australia Pty Ltd

Reporting Entity: Volkswagen Financial Services Australia Pty Ltd
ABS Operations
(Physical Address)
Level 1, 24 Muir Road,
Chullora NSW 2190
(Postal Address)
Locked Bag 4002
Chullora NSW 2190

Contact: Phone: +61 2 9751 6257
Fax: +61 2 9695 6399
Email: ABSOperations.Australia@vwfs.com.au

Corporate Service Provider: Perpetual Corporate Trust Limited
(ABN 99 000 341 533)
of Level 18, 123 Pitt Street,
Sydney NSW 2000 Australia in its personal capacity.



Contents

Page	Table of Contents
1	Cover
2	Contents
3	Reporting Details
4	Parties Overview
5	Transaction Events I
6	Transaction Events II
7	Transaction Events III
8	Information regarding the Notes I
9	Information regarding the Notes II
10	Cash Collateral Account
11	Credit Enhancement
12	Swap Fixing / Waterfall
13	Retention of Net Economic Interest
14	Amortisation Profile I
15	Amortisation Profile II
16	Run Out Schedule I
18	Run Out Schedule II
19	Outstanding Contracts I
21	Outstanding Contracts II
22	Arrears
24	Net Salvage Loss
25	Net Salvage After Recoveries
26	Prepayments
27	Pool Data I
29	Pool Data II
30	Pool Data III
32	Pool Data IV
34	Pool Data V
36	Pool Data VI
37	Pool Data VII
43	Pool Data VIII
45	Pool Data IX
47	Hardship Extensions
48	Engine Type
50	Contract Level Data

Reporting Details

Deal Overview

Pool Cut Date	31/10/2021	Publication Date:	16/08/2023 (16th of each month)
Scheduled Date of Clean-Up-Call	09/2025	Payment Date:	21/08/2023 (21st of each month)
Legal Maturity Date	21/01/2030	Reporting Date:	31/07/2023
Issue Date	22/11/2021	Asset Collection Period:	from 01/07/2023 until 31/07/2023
Period No.:	21	Interest Accrual Period	from 21/07/2023 until 21/08/2023
Reporting frequency:	Monthly	Note Payment Period:	from 21/07/2023 until 21/08/2023
Next Payment Date:	21/09/2023	Days accrued:	31

Vehicle Type at Pool Cut	Number of Contracts	Percentage of Contracts	Outstanding Discounted Receivables Balance	Percentage Outstanding Discounted Receivables Balance
New	10,680	70.07%	463,158,976.27 AUD	77.19%
Used	4,561	29.93%	136,866,121.79 AUD	22.81%
Total	15,241	100.00%	600,025,098.06 AUD	100.00%

Credit Type at Pool Cut	Number of Contracts	Percentage of Contracts	Outstanding Discounted Receivables Balance	Percentage Outstanding Discounted Receivables Balance
Chattel Mortgage	9,371	61.49%	414,965,143.56 AUD	69.16%
Consumer Loan	5,870	38.51%	185,059,954.50 AUD	30.84%
Total	15,241	100.00%	600,025,098.06 AUD	100.00%

Parties Overview

<p>Lead Managers:</p> <p>Australia and New Zealand Banking Group Limited (ABN 11 005 357 522) ANZ Tower 242 Pitt Street Sydney, NSW 2000 Australia</p> <p>Bank of America Merrill Lynch (which is the trading name of Merrill Lynch International) (ARBN 125 336 567) Merrill Lynch Financial Centre 2 King Edward Street London EC1A 1HQ United Kingdom</p>	<p>Security Trustee:</p> <p>P.T. Limited (ABN 67 004 454 666) Level 18 123 Pitt Street Sydney NSW 2000 Australia</p>
<p>Trustee:</p> <p>Perpetual Corporate Trust Limited (ABN 99 000 341 533) of Level 18, 123 Pitt Street, Sydney NSW 2000 Australia in its capacity as trustee of the Driver Australia Seven Trust.</p>	<p>Trust Manager:</p> <p>Perpetual Nominees Limited (ABN 37 000 733 700) of Level 18, 123 Pitt Street, Sydney NSW 2000 Australia in its capacity as the trust manager for the Driver Australia Seven Trust</p>
<p>Sub Trust Manager:</p> <p>Volkswagen Financial Services Australia Pty Limited (ABN 20 097 071 460) Level 1, 24 Muir Road, Chullora, NSW 2190</p>	<p>Account Bank:</p> <p>Australia and New Zealand Banking Group Limited (ABN 11 005 357 522) ANZ Tower 242 Pitt Street Sydney, NSW 2000 Australia</p>
<p>Clearing Systems:</p> <p>Austraclear Limited 30-32 Grosvenor Street. Sydney, NSW 2000</p>	<p>Swap Counterparty:</p> <p>ING Bank N.V. (ID 26 300 892 1) Bijlmerdreef 106 1102 CT Amsterdam The Netherlands</p>
<p>Servicer:</p> <p>Volkswagen Financial Services Australia Pty Limited (ABN 20 097 071 460) Level 1, 24 Muir Road, Chullora, NSW 2190 email: ABSOperations.Australia@vwfs.com.au phone: +61 2 9751 6257</p>	<p>Rating Agencies:</p> <p>Fitch Ratings Attn.: Australia Surveillance Suite 15.01, Level 15, 135 King Street Sydney, NSW 2000 Australia email: australia.surveillance@fitchratings.com</p> <p>Moody's Attn.: Monitor Sydney Level 10, 1 O'Connell Street Sydney, NSW 2000 Australia email: Monitor.Sydney@moodys.com</p>

Transaction Events (I)

Clean-Up Call Condition

Percentage of Current Outstanding Discounted Receivables Balance	48.67%	
Min. Percentage of Outstanding Discounted Receivables Balance	10.00%	The Clean-Up-Call Condition is expected to be reached in 09/2025.

Clean-Up Call

VWFS Australia will have the right at its option to exercise a Clean-Up Call and to repurchase all (but not only some) of the Purchased Receivables from the Issuer at any time when the then outstanding Aggregate Discounted Receivables Balance is less than ten (10) per cent. of the Aggregate Cut-off Date Discounted Receivables Balance and, assuming the Transaction Documents are given full effect, all payment obligations under the Notes, including principal and accrued interest, will thereby be fulfilled in accordance with the Order of Priority (the Clean-up Call Conditions).

Repurchase of Receivables	Number of contracts	% of Contracts	Outstanding Discounted Receivables Balance	% of Outstanding Discounted Receivables Balance	Interest Compensation Payment	Re-Purchase Price
Current Period	-	0.00%	- AUD	0.00%	- AUD	- AUD
Previous Periods	-	0.00%	- AUD	0.00%	- AUD	- AUD
Total	-	0.00%	- AUD	0.00%	- AUD	- AUD

If a repurchase of receivables occurred, it would only result from non-eligibility as of the respective Pool Cut Date (which has been discovered at a later stage), a Legitimate Repudiation of a Receivables Contract, a Reloaded Contract or a Flat-Cancelled Contract.

Transaction Party Replacements

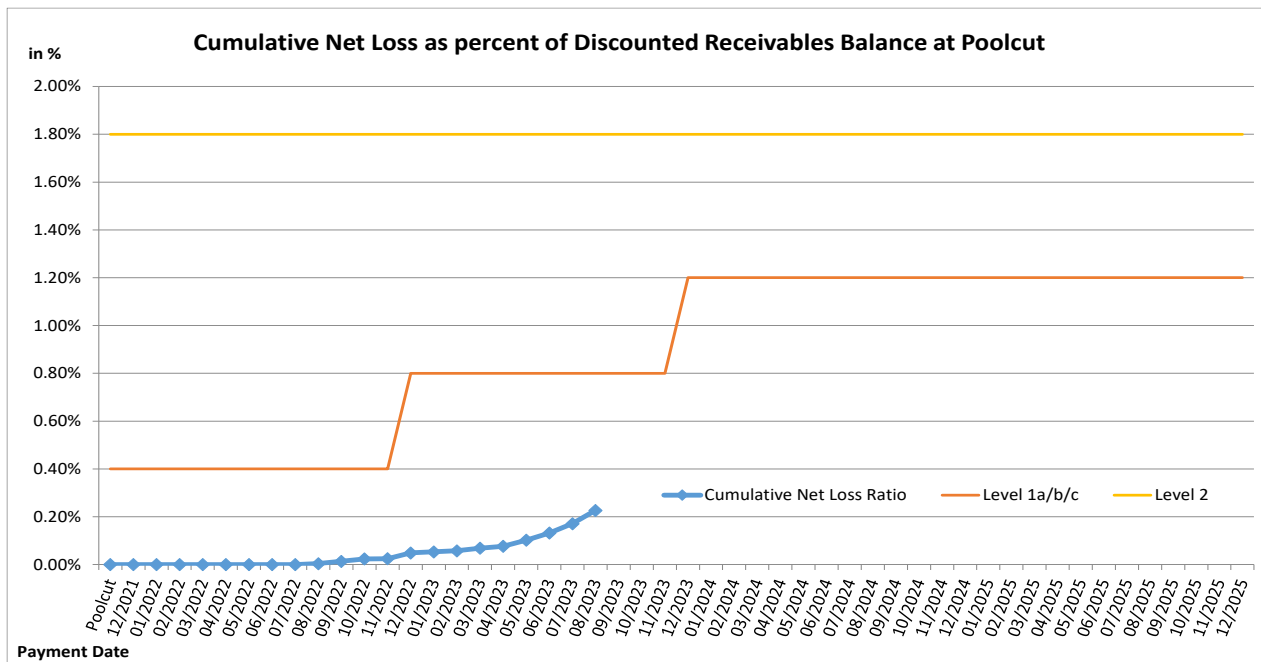
Capacity of Transaction Party	Date of Replacement	Reason for Replacement	Replaced Party	Replaced by

Transaction Events (II)

Credit Enhancement Increase Conditions

Level 1a Credit Enhancement Increase Condition - Cumulative Net Losses do not amount to 0.4% for any Payment Date prior to or during Nov 2022	NO
Level 1b Credit Enhancement Increase Condition - Cumulative Net Losses do not amount to 0.8% for any Payment Date from Dec 2022 but prior to or during Nov 2023	NO
Level 1c Credit Enhancement Increase Condition - Cumulative Net Losses do not amount to 1.2% for any Payment Date after Nov 2023	NO
Level 2 Credit Enhancement Increase Condition - Cumulative Net Losses do not amount to 1.8% for any Payment Date	NO

Net losses	Net Loss Amount
Net Salvage Loss registered in current Period	333,018.77 AUD
Cumulative Net Salvage Loss incl. current Period	1,358,078.52 AUD
Cumulative Net Salvage Loss as of the End of the Monthly Period	1,358,078.52 AUD
Discounted Balance as of Pool Cut Date	600,025,098.06 AUD
Cumulative Net Loss as percentage of Discounted Receivables Balance at Pool Cut	0.22634%



Transaction Events (III)

Account Bank:

Australia and New Zealand Banking Group Limited

Current Rating *

Minimum required Rating (if no short term Rating available, the higher long term rating is applicable)

or

Fitch			Moody's		
Long Term	Short Term	Outlook	Long Term	Short Term	Outlook
A+	F1	Stable	Aa3	P-1	Stable
-	F1	-	A2	P-1	-
A	-	-	A2	P-1	-

If the Account Bank ceases to have the Account Bank Required Rating it shall, at its own cost,

(i) transfer the accounts to an Eligible Collateral Bank, or

(ii) provide a guarantee from an Eligible Guarantor, or

If none of the measures is taken within a given timespan, the Issuer may enter into new banking arrangements at its own initiative with another Account Bank.

(Please refer to the Prospectus for a complete description of the mechanism)

Required Rating:

Fulfilled

Swap Counterparty

ING Bank N.V.

Current Rating *

Minimum required Rating for Class A Notes

Minimum required Rating for Class B Notes

Fitch			Moody's		
Long Term	Short Term	Outlook	Long Term	Short Term	Outlook
AA-	F1+	Stable	A1	P-1	Stable
A	F1	-	A3	-	-
-	-	-	A3	-	-

If the Swap Bank falls below the above mentioned Minimum Rating (Level I) it shall provide Eligible Credit Support by means of Cash or certain types of Prime Debt Obligations

If the Swap Bank ceases to have the even lower Rating as an Eligible Swap Counterparty (Level II) it shall, at its own cost,

(i) transfer all rights and obligations under the Swap Agreement to another Eligible Swap Partner or

(ii) provide a guarantee from an Eligible Guarantor.

If none of the measures is taken within a given timespan, the Issuer may enter into new arrangements at its own initiative with another Swap Bank.

(Please refer to the Prospectus for a complete description of the mechanism)

Required Rating:

Fulfilled

Servicer

Volkswagen Financial Services Australia Pty Ltd

If the Monthly Remittance Condition is satisfied, VWFS Australia, as the Servicer, is required to pay collections of the Purchased Receivables (including proceeds from the disposition of any Financed Objects) received by it during each Monthly Period into the Distribution Account in a single deposit no later than the Payment Date for that Monthly Period.

If the Monthly Remittance Condition is not met, the Servicer must remit collections received by it in respect of the Purchased Receivables in accordance with the procedure outlined in detail in "ADMINISTRATION OF THE PURCHASED RECEIVABLES UNDER THE SERVICING AGREEMENT - Commingling".

**Monthly
Remittance
Condition:**

Fulfilled

Information regarding the Notes I

Rating at Issue Date	Class A	Class B
Moody's	Aaa (sf)	Aa2 (sf)
Fitch	AAAsf	NRsf

Current Rating	Class A	Class B
Moody's	Aaa (sf)	Aa1 (sf)
Fitch	AAAsf	NRsf

Information on Notes	Class A	Class B
Legal maturity date	21/01/2030	21/01/2030
Scheduled Clean Up Call	Sep 2025	Sep 2025
ISIN:	AU3FN0063434	AU3FN0063442
Common Code:	239718256	239718272
Nominal Amount	100,000.00 AUD	100,000.00 AUD

Information on Interest	Class A	Class B
Spread/ Margin	70 bps	100 bps
Index Rate	1-Month-BBSW	1-Month-BBSW
Fixed/Floating	floating	floating
Current Coupon	1-Month-BBSW + 70	1-Month-BBSW + 100
Day Count Convention	actual/365	actual/365

Information regarding the Notes II

Monthly Period:	07/2023
Payment Date:	21/08/2023
Interest Accrual Period (from/until)	from 21/07/2023 until 21/08/2023
Days accrued	31
Index Rate	1-Month-BBSW
Base Interest Rate:	4.1447%
Day Count Convention	actual/365

Interest Payments	Class A	Class B
Total Interest Amount of the Reporting Period	934,044.16 AUD	144,192.55 AUD
Paid Interest	934,044.16 AUD	144,192.55 AUD

Unpaid Interest	Class A	Class B
Unpaid Interest in the Reporting Period	- AUD	- AUD
Cumulative unpaid Interest	- AUD	- AUD

Note Balance	Class A	Class B
Note Balance as of Poolcut	526,200,000.00 AUD	33,000,000.00 AUD
Note Balance as of the Beginning of the Period	227,003,048.34 AUD	33,000,000.00 AUD
Redemption Amount per Class	10,885,499.40 AUD	1,977,723.00 AUD
Class Balance as of the End of the Period	216,117,548.94 AUD	31,022,277.00 AUD

Payments to Investors per note	Class A	Class B
Interest Per Note	177.51 AUD	436.95 AUD
Principal Repayment by note	2,068.70 AUD	5,993.10 AUD
Number of Notes	5,262	330
Note Factor	0.4107137	0.9400690

Overcollateralisation Percentage	Class A	Class B
Initial OC Percentage at Poolcut	12.3037%	6.8039%
Current OC Percentage	26.0000%	15.3800%
Target OC Percentage	26.0000%	18.0000%

Subordinated Loan	
Balance as of the Beginning of the Period	34,115,247.75 AUD
Regular Redemption from Waterfall	- AUD
Redemption from Cash Collateral Account	- AUD
Balance as of the End of the Period	34,115,247.75 AUD

Cash Collateral Account

Cash collateral account (CCA)	Value
CCA Opening Balance - Initial balance at poolcut	7,200,000.00 AUD
Balance as of the beginning of the period	6,000,000.00 AUD
Specified General Cash Collateral Account Balance	6,000,000.00 AUD
the greater of: 1.20 per cent of the Aggregate Discounted Receivables Balance as of the end of the Monthly Period; and	3,504,608.54 AUD
the lesser of: \$6,000,000; and	6,000,000.00 AUD
the aggregate outstanding principal amount of the Class A Notes and Class B Notes as of the end of the Monthly Period	260,003,048.34 AUD
Payments	- AUD
General payment from CCA	- AUD
General payment to CCA	- AUD
Balance as of the end of the period	6,000,000.00 AUD

Credit Enhancement

Credit Enhancement as of Poolcut Date	% of Aggregate Discounted Receivables Balance	Value
Class B Note	5.50%	33,000,000.00 AUD
Subordinated Loan	5.80%	34,825,098.06 AUD
Overcollateralisation	1.00%	6,000,000.00 AUD
Cash Collateral Account	1.20%	7,200,000.00 AUD

Cash Collateral Account (CCA)	Value	in % of Outstanding Discounted Receivables Balance as of Poolcut Date
Initial Balance at Poolcut	7,200,000.00 AUD	1.20%
Initial Targeted Balance at Poolcut	7,200,000.00 AUD	1.20%
Current Targeted Balance	6,000,000.00 AUD	1.00%
Balance as of the Beginning of the Period	6,000,000.00 AUD	1.00%
Payment from CCA	- AUD	0.00%
Payment to CCA	- AUD	0.00%
Balance as of the End of the Period	6,000,000.00 AUD	1.00%

Calculation of Credit Enhancement

Initially, Driver Australia Seven's Credit Enhancement consists of the respective Note Issue in comparison to the Discounted Receivables Balance as of Poolcut, minus any Senior Debt Issuance. This 'Overcollateralisation' (i.e. Credit Enhancement excluding the Cash Collateral Account) is specific for each Note Series and increases with its seniority.

Subsequently, the 'Overcollateralisation' is calculated (as an Overcollateralisation Percentage) on a monthly basis, all on end of month figures. Considering the seniority of the respective Note Series, redemption is made until a Target Overcollateralisation Percentage has been reached. All remaining funds will be used to perform payments in the more junior positions of the Order of Priority.

The Target OC percentages for each Note Class are determined subject to 3 items:

- They will increase in 2 steps in case the Cumulative Net Loss Ratio exceeds a certain level and Credit Enhancement Increase Condition is met.
- They will increase to 100% if the Aggregate Discounted Receivables Balance falls below 10.00% of the Aggregate Discounted Receivables Balance at Cut-Off Date (without a Clean-Up Call being exercised).
- A Foreclosure Event causes the transaction to switch into sequential payment mode, in which case the OC Percentages will not determine the maximum redemption amount and may be exceeded.

In addition, there is the 'General Cash Reserve', in the form of a Cash Collateral Account, which is in principle to the benefit of all Tranches over the entire lifetime of the transaction.

Swap Fixing / Waterfall

Amortising Interest Rate Swap	Class A	Class B
Initial Principal	526,200,000.00 AUD	33,000,000.00 AUD
Underlying Principal for Reporting Period	227,003,048.34 AUD	33,000,000.00 AUD
Paying Leg	Fixed Interest Rate	Fixed Interest Rate
Receiving Leg	Floating Interest Rate	Floating Interest Rate
Net Swap Payments - Net Swap Receipts	(649,344.50 AUD)	(91,062.55 AUD)

Available Distribution Amount Calculation	Payment to waterfall position	Remaining Amount
1) i) Available Collections Amount from Contracts	14,172,644.96 AUD	14,172,644.96 AUD
1) ii) Available Collections - Interest on Trust Account	25,008.14 AUD	14,197,653.10 AUD
2) Drawings From Cash Collateral Account as provided for in clause 12.1 of the Issue Supplement	- AUD	14,197,653.10 AUD
3) i) Net Swap Receipts - Class A	649,344.50 AUD	14,846,997.60 AUD
3) ii) Net Swap Receipts - Class B	91,062.55 AUD	14,938,060.15 AUD
4) Damages and Indemnity Payments to Issuer	- AUD	14,938,060.15 AUD
5) Other Reimbursement Amounts	- AUD	14,938,060.15 AUD
6) Buffer Release Amount	(726,461.48 AUD)	14,211,598.67 AUD
Remaining Rounding Amount (M-1)	44.25 AUD	14,211,642.92 AUD

Waterfall	Payment to waterfall position	Remaining Amount
Available Distribution Amount	- AUD	14,211,642.92 AUD
1) Trust Beneficiary \$1	(1.00 AUD)	14,211,641.92 AUD
2) Taxes	- AUD	14,211,641.92 AUD
3) Trust Fees & Expenses and Servicer Fees	(270,159.71 AUD)	13,941,482.21 AUD
4. a) Net Swap Payments - Class A Notes	- AUD	13,941,482.21 AUD
4. b) Net Swap Payments - Class B Notes	- AUD	13,941,482.21 AUD
5. a) Interest accrued in prev. month - Class A	(934,044.16 AUD)	13,007,438.05 AUD
5. b) Interest Shortfalls from prior months - Class A	- AUD	13,007,438.05 AUD
6. a) Interest accrued in prev. month - Class B	(144,192.55 AUD)	12,863,245.50 AUD
6. b) Interest Shortfalls from prior months - Class B	- AUD	12,863,245.50 AUD
7) Payment to Cash Collateral Account	- AUD	12,863,245.50 AUD
8) Principal Payment - Class A	(10,885,499.40 AUD)	1,977,746.10 AUD
9) Principal Payment - Class B	(1,977,723.00 AUD)	23.10 AUD
Remaining Rounding Amount (Current Period)	(23.10 AUD)	- AUD
10) Penalties, Costs, Expenses, Damages, Losses or Liabilities	- AUD	- AUD
11) Other Payment to Swap Counterparties	- AUD	- AUD
12) Subordinated Loan Accrued and Unpaid Interest	- AUD	- AUD
Interest Accrued this period on the Subordinated Loan	- AUD	- AUD
Unpaid Interest on the Subordinated Loan	- AUD	- AUD
13) Subordinated Loan Principal	- AUD	- AUD
14) Surplus Income Distribution to Beneficiary of the Trust	- AUD	- AUD

Distribution of Cash Collateral Account surplus	Payment	Remaining Amount
Payment from CCA	- AUD	- AUD
Payment of Interest Accrued this period on the Subordinated Loan	- AUD	- AUD
Payment of Unpaid Interest on the Subordinated Loan	- AUD	- AUD
Payment in respect of regular redemption to subordinated lender	- AUD	- AUD
Distribution to Beneficiary of the Trust	- AUD	- AUD

Retention of Net Economic Interest

Period	Poolcut	Balance as at Current Period
Total Assets	684,926,843.21 AUD	318,804,889.13 AUD
Nominal Receivables Balance	684,926,843.21 AUD	318,804,889.13 AUD
First loss piece	48,025,098.06 AUD	50,910,885.77 AUD
Subordinated Loan balance	34,825,098.06 AUD	34,115,247.75 AUD
Overcollateralisation	6,000,000.00 AUD	10,795,638.02 AUD
General Cash Collateral Account balance	7,200,000.00 AUD	6,000,000.00 AUD
Actual retention	7.01%	15.97%

In its capacity as originator and original lender, VWFSA complies with the retention requirement of a material net economic interest in accordance with Article 6 (3) (d) of the European Securitisation Regulation.

By adhering to Article 6 (3) (d) of the European Securitisation Regulation, VWFSA will keep the exposures designated for retention on its balance sheet on an ongoing basis.

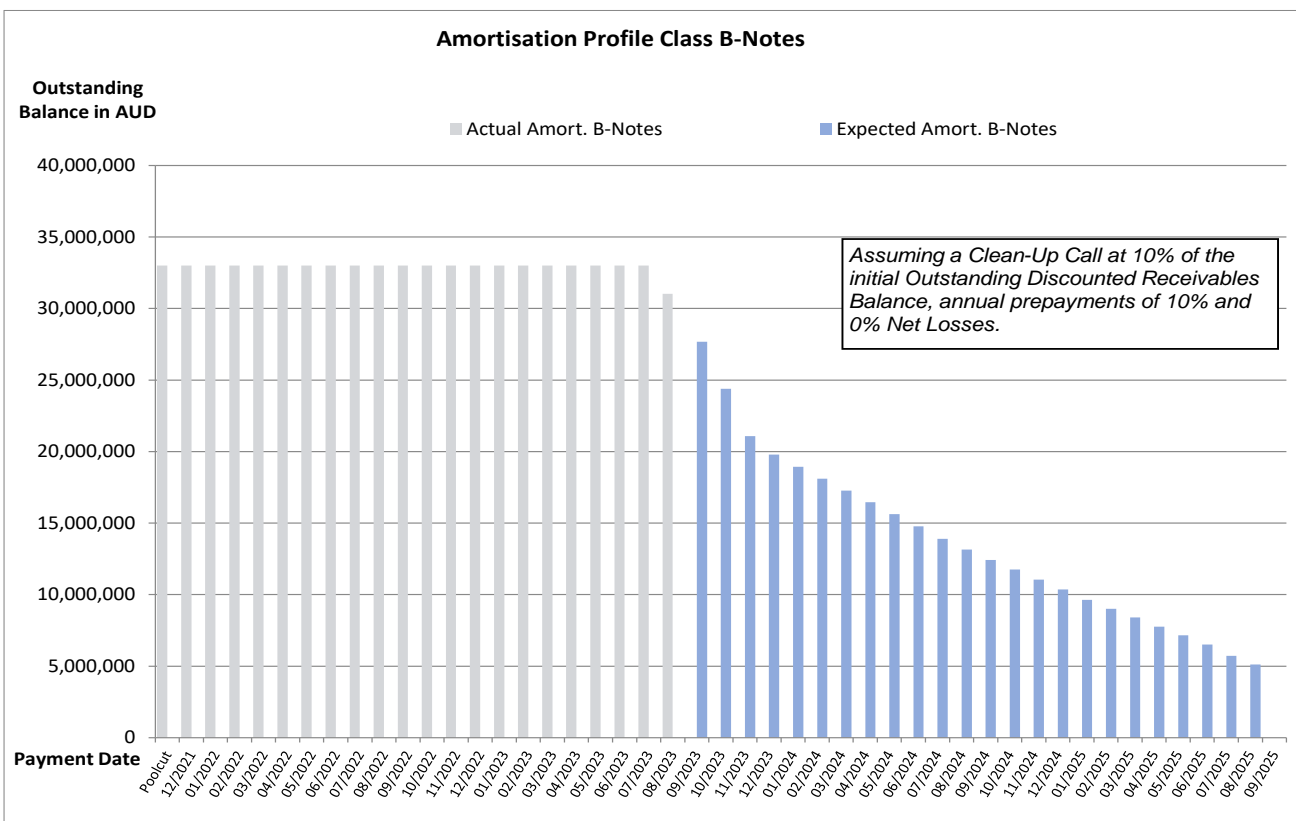
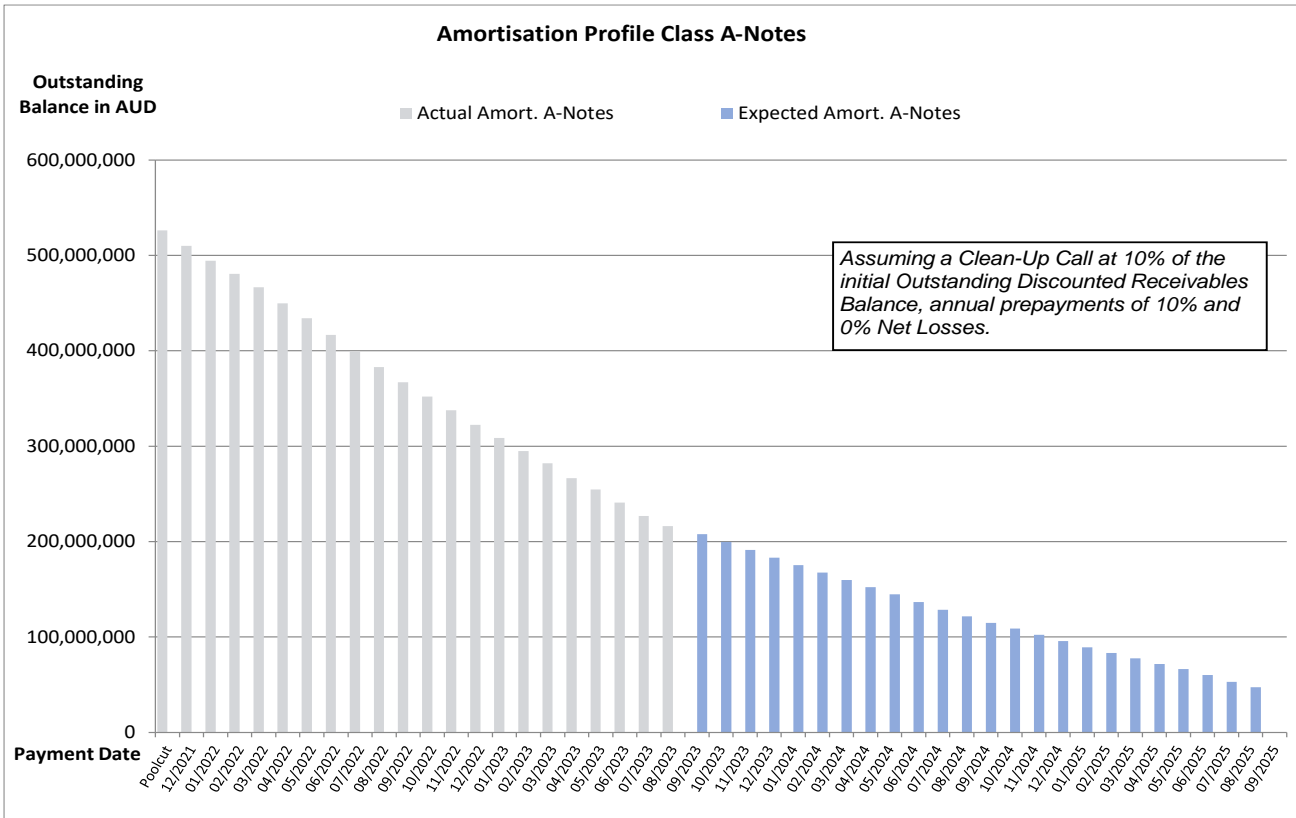
The latest end of month level of retention will be published on a monthly basis in the investor report.

Amortisation Profile I

Note Class	Class A		Class B	
	At Closing: 1.85 yrs	Current: 1.25 yrs	At Closing: 2.84 yrs	Current: 0.99 yrs
WAL	Actual Note Balance	Forecasted Note Balance	Actual Note Balance	Forecasted Note Balance
Payment Date	Actual Note Balance	Forecasted Note Balance	Actual Note Balance	Forecasted Note Balance
Poolcut	526,200,000.00 AUD	- AUD	33,000,000.00 AUD	- AUD
12/2021	510,049,185.54 AUD	- AUD	33,000,000.00 AUD	- AUD
01/2022	494,276,866.74 AUD	- AUD	33,000,000.00 AUD	- AUD
02/2022	480,766,050.30 AUD	- AUD	33,000,000.00 AUD	- AUD
03/2022	466,604,640.18 AUD	- AUD	33,000,000.00 AUD	- AUD
04/2022	449,793,707.82 AUD	- AUD	33,000,000.00 AUD	- AUD
05/2022	434,204,927.58 AUD	- AUD	33,000,000.00 AUD	- AUD
06/2022	416,766,133.38 AUD	- AUD	33,000,000.00 AUD	- AUD
07/2022	399,553,605.18 AUD	- AUD	33,000,000.00 AUD	- AUD
08/2022	382,999,405.80 AUD	- AUD	33,000,000.00 AUD	- AUD
09/2022	367,050,704.76 AUD	- AUD	33,000,000.00 AUD	- AUD
10/2022	352,075,000.14 AUD	- AUD	33,000,000.00 AUD	- AUD
11/2022	337,754,730.24 AUD	- AUD	33,000,000.00 AUD	- AUD
12/2022	322,389,374.52 AUD	- AUD	33,000,000.00 AUD	- AUD
01/2023	308,497,905.00 AUD	- AUD	33,000,000.00 AUD	- AUD
02/2023	295,031,605.08 AUD	- AUD	33,000,000.00 AUD	- AUD
03/2023	282,007,734.12 AUD	- AUD	33,000,000.00 AUD	- AUD
04/2023	266,550,924.84 AUD	- AUD	33,000,000.00 AUD	- AUD
05/2023	254,648,386.08 AUD	- AUD	33,000,000.00 AUD	- AUD
06/2023	240,840,950.70 AUD	- AUD	33,000,000.00 AUD	- AUD
07/2023	227,003,048.34 AUD	- AUD	33,000,000.00 AUD	- AUD
08/2023	216,117,548.94 AUD	- AUD	31,022,277.00 AUD	- AUD
09/2023	-	207,750,320.35 AUD	-	27,669,389.83 AUD
10/2023	-	199,544,193.07 AUD	-	24,390,669.39 AUD
11/2023	-	191,280,758.40 AUD	-	21,070,168.61 AUD
12/2023	-	183,092,768.78 AUD	-	19,793,812.84 AUD
01/2024	-	175,211,968.61 AUD	-	18,941,834.44 AUD
02/2024	-	167,388,108.12 AUD	-	18,096,011.69 AUD
03/2024	-	159,837,224.32 AUD	-	17,279,699.93 AUD
04/2024	-	152,191,775.84 AUD	-	16,453,164.95 AUD
05/2024	-	144,634,858.38 AUD	-	15,636,200.91 AUD
06/2024	-	136,720,410.50 AUD	-	14,780,584.92 AUD
07/2024	-	128,620,444.38 AUD	-	13,904,912.91 AUD
08/2024	-	121,578,497.10 AUD	-	13,143,621.31 AUD
09/2024	-	114,937,177.31 AUD	-	12,425,640.79 AUD
10/2024	-	108,748,649.90 AUD	-	11,756,610.80 AUD
11/2024	-	102,167,976.57 AUD	-	11,045,186.65 AUD
12/2024	-	95,827,078.78 AUD	-	10,359,684.20 AUD
01/2025	-	89,201,196.39 AUD	-	9,643,372.58 AUD
02/2025	-	83,320,173.27 AUD	-	9,007,586.30 AUD
03/2025	-	77,687,796.13 AUD	-	8,398,680.66 AUD
04/2025	-	71,856,591.85 AUD	-	7,768,280.20 AUD
05/2025	-	66,258,332.75 AUD	-	7,163,063.00 AUD
06/2025	-	60,219,831.09 AUD	-	6,510,252.01 AUD
07/2025	-	52,991,271.70 AUD	-	5,728,786.13 AUD
08/2025	-	47,413,232.20 AUD	-	5,125,754.83 AUD
09/2025	-	- AUD	-	- AUD

*Based on the following assumptions: CPR of 10%, Net Losses of 0% and Clean Up Call at 10% of the original outstanding discounted receivables balance

Amortisation Profile II

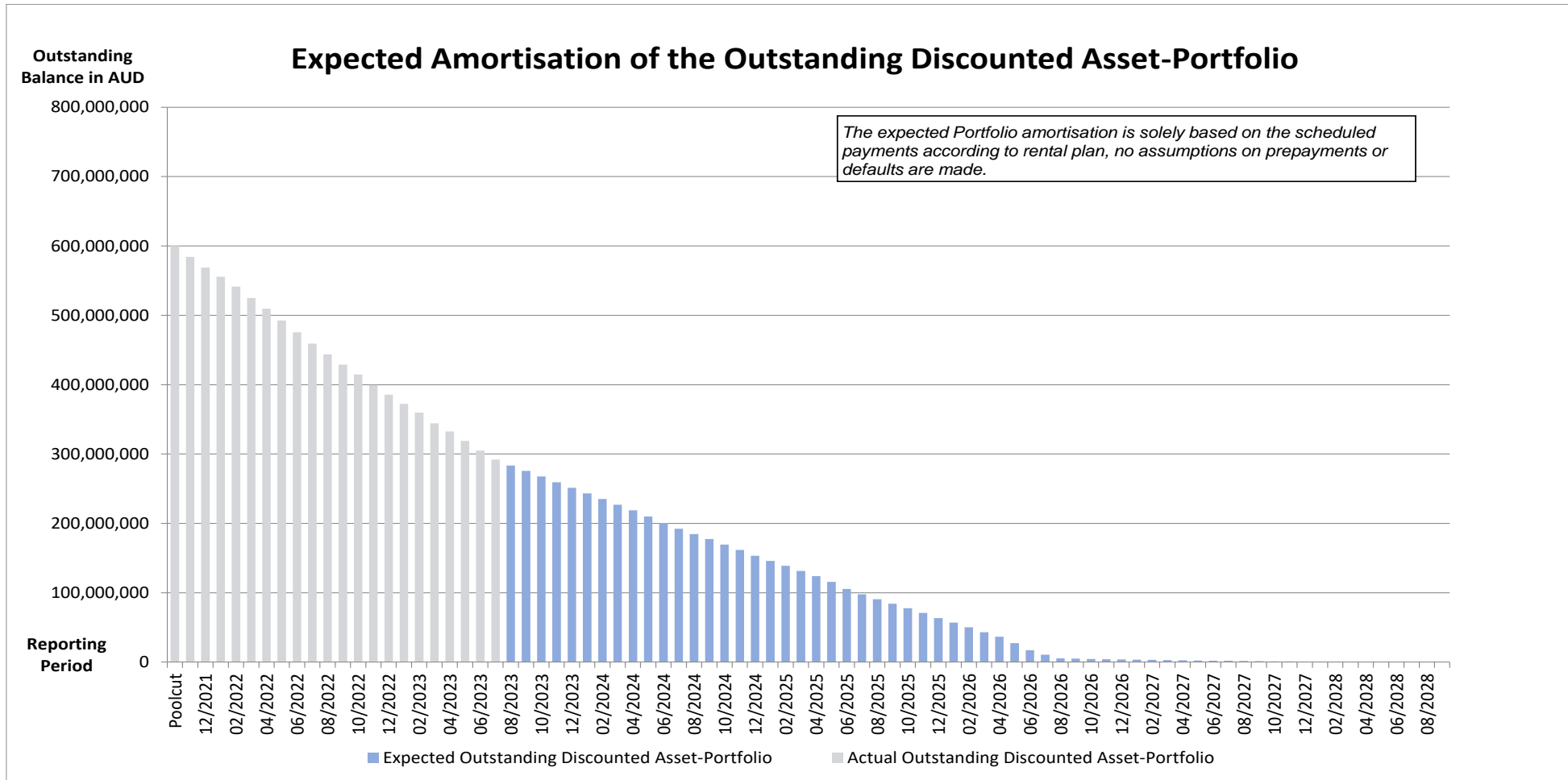


Run Out Schedule I

End of Collection Period	Interest	Principal	Nominal Instalments
arrears	99,278.98 AUD	916,570.07 AUD	1,015,849.05 AUD
08/2023	1,250,692.55 AUD	7,632,903.16 AUD	8,883,595.71 AUD
09/2023	1,354,910.92 AUD	7,877,006.82 AUD	9,231,917.74 AUD
10/2023	1,325,762.91 AUD	8,085,705.28 AUD	9,411,468.19 AUD
11/2023	1,290,751.21 AUD	8,266,299.31 AUD	9,557,050.52 AUD
12/2023	1,253,128.03 AUD	7,994,593.32 AUD	9,247,721.35 AUD
01/2024	1,215,907.71 AUD	8,111,039.29 AUD	9,326,947.00 AUD
02/2024	1,177,564.35 AUD	7,994,945.32 AUD	9,172,509.67 AUD
03/2024	1,139,583.75 AUD	8,237,988.50 AUD	9,377,572.25 AUD
04/2024	1,099,924.85 AUD	8,168,177.65 AUD	9,268,102.50 AUD
05/2024	1,060,633.88 AUD	8,862,464.08 AUD	9,923,097.96 AUD
06/2024	1,017,749.50 AUD	9,441,154.99 AUD	10,458,904.49 AUD
07/2024	972,342.20 AUD	8,111,270.59 AUD	9,083,612.79 AUD
08/2024	933,124.93 AUD	7,807,714.36 AUD	8,740,839.29 AUD
09/2024	895,569.65 AUD	7,228,576.65 AUD	8,124,146.30 AUD
10/2024	860,472.66 AUD	7,858,324.73 AUD	8,718,797.39 AUD
11/2024	822,585.99 AUD	7,919,306.87 AUD	8,741,892.86 AUD
12/2024	784,150.16 AUD	8,253,617.48 AUD	9,037,767.64 AUD
01/2025	744,128.23 AUD	7,328,725.22 AUD	8,072,853.45 AUD
02/2025	708,573.18 AUD	7,255,502.88 AUD	7,964,076.06 AUD
03/2025	673,401.85 AUD	7,365,608.26 AUD	8,039,010.11 AUD
04/2025	637,708.23 AUD	7,477,615.60 AUD	8,115,323.83 AUD
05/2025	601,341.70 AUD	8,102,180.14 AUD	8,703,521.84 AUD
06/2025	562,135.21 AUD	10,352,578.77 AUD	10,914,713.98 AUD
07/2025	511,851.18 AUD	7,601,670.63 AUD	8,113,521.81 AUD
08/2025	474,885.17 AUD	7,134,380.53 AUD	7,609,265.70 AUD
09/2025	440,207.31 AUD	6,517,065.87 AUD	6,957,273.18 AUD
10/2025	408,810.17 AUD	6,519,582.38 AUD	6,928,392.55 AUD
11/2025	377,121.16 AUD	6,673,379.03 AUD	7,050,500.19 AUD
12/2025	344,684.99 AUD	7,476,826.30 AUD	7,821,511.29 AUD
01/2026	308,438.50 AUD	6,544,471.51 AUD	6,852,910.01 AUD
02/2026	276,625.69 AUD	6,893,742.66 AUD	7,170,368.35 AUD
03/2026	243,106.85 AUD	6,971,394.49 AUD	7,214,501.34 AUD
04/2026	209,206.35 AUD	6,666,768.22 AUD	6,875,974.57 AUD
05/2026	176,785.52 AUD	9,023,067.10 AUD	9,199,852.62 AUD
06/2026	132,906.03 AUD	10,352,680.64 AUD	10,485,586.67 AUD
07/2026	82,715.57 AUD	6,512,452.45 AUD	6,595,168.02 AUD
08/2026	51,077.91 AUD	5,301,974.69 AUD	5,353,052.60 AUD
09/2026	25,300.52 AUD	341,237.22 AUD	366,537.74 AUD
10/2026	23,640.59 AUD	396,142.11 AUD	419,782.70 AUD
11/2026	21,717.12 AUD	343,008.98 AUD	364,726.10 AUD
12/2026	20,049.03 AUD	313,409.40 AUD	333,458.43 AUD
01/2027	18,531.15 AUD	307,223.49 AUD	325,754.64 AUD
02/2027	17,069.56 AUD	350,745.13 AUD	367,814.69 AUD
03/2027	15,363.31 AUD	298,295.27 AUD	313,658.58 AUD
04/2027	13,919.22 AUD	265,739.19 AUD	279,658.41 AUD
05/2027	12,626.47 AUD	278,583.09 AUD	291,209.56 AUD
06/2027	11,271.26 AUD	279,751.62 AUD	291,022.88 AUD
07/2027	9,910.35 AUD	238,766.58 AUD	248,676.93 AUD
08/2027	8,748.90 AUD	284,494.71 AUD	293,243.61 AUD

09/2027	7,364.94 AUD	213,088.83 AUD	220,453.77 AUD
10/2027	6,328.35 AUD	200,397.31 AUD	206,725.66 AUD
11/2027	5,353.52 AUD	183,895.44 AUD	189,248.96 AUD
12/2027	4,458.89 AUD	170,202.20 AUD	174,661.09 AUD
01/2028	3,630.84 AUD	155,955.44 AUD	159,586.28 AUD
02/2028	2,872.31 AUD	140,627.00 AUD	143,499.31 AUD
03/2028	2,188.18 AUD	125,079.75 AUD	127,267.93 AUD
04/2028	1,579.77 AUD	109,920.24 AUD	111,500.01 AUD
05/2028	1,044.98 AUD	86,345.91 AUD	87,390.89 AUD
06/2028	624.94 AUD	59,844.13 AUD	60,469.07 AUD
07/2028	333.89 AUD	37,413.01 AUD	37,746.90 AUD
08/2028	151.84 AUD	15,615.15 AUD	15,766.99 AUD
09/2028	75.91 AUD	4,699.81 AUD	4,775.72 AUD
10/2028	53.05 AUD	3,137.06 AUD	3,190.11 AUD
11/2028	37.78 AUD	2,550.97 AUD	2,588.75 AUD
12/2028	25.38 AUD	906.08 AUD	931.46 AUD
01/2029	20.97 AUD	910.49 AUD	931.46 AUD
02/2029	16.54 AUD	914.92 AUD	931.46 AUD
03/2029	12.09 AUD	919.37 AUD	931.46 AUD
04/2029	7.62 AUD	923.84 AUD	931.46 AUD
05/2029	3.12 AUD	642.13 AUD	645.25 AUD
06/2029	- AUD	- AUD	- AUD
Total	26,754,177.42 AUD	292,050,711.71 AUD	318,804,889.13 AUD

Run Out Schedule II



Outstanding Contracts I - Overview

Total Portfolio as of Poolcut Date			Product Type			
Contract Status Development	Number of Contracts	Outstanding Discounted Receivables Balance	Chattel Mortgage		Consumer Loan	
			Number of Contracts	Outstanding Discounted Receivables Balance	Number of Contracts	Outstanding Discounted Receivables Balance
Normal	15,241	600,025,098.06 AUD	9,371	414,965,143.56 AUD	5,870	185,059,954.50 AUD
In Advance	-	- AUD	-	- AUD	-	- AUD
In Arrears	-	- AUD	-	- AUD	-	- AUD
Paid out/Matured	-	- AUD	-	- AUD	-	- AUD
Early Payout	-	- AUD	-	- AUD	-	- AUD
Gross Salvage	-	- AUD	-	- AUD	-	- AUD
Net Salvage	-	- AUD	-	- AUD	-	- AUD
Total	15,241	600,025,098.06 AUD	9,371	414,965,143.56 AUD	5,870	185,059,954.50 AUD

Total Portfolio as of Previous Month			Product Type			
Contract Status Development	Number of Contracts	Outstanding Discounted Receivables Balance	Chattel Mortgage		Consumer Loan	
			Number of Contracts	Outstanding Discounted Receivables Balance	Number of Contracts	Outstanding Discounted Receivables Balance
Normal	8,389	232,908,118.62 AUD	5,747	178,675,185.39 AUD	2,642	54,232,933.23 AUD
In Advance	1,298	31,560,631.95 AUD	538	15,587,664.94 AUD	760	15,972,967.01 AUD
In Arrears	1,464	40,445,242.71 AUD	769	23,498,774.68 AUD	695	16,946,468.03 AUD
Paid out/Matured	624	- AUD	425	- AUD	199	- AUD
Early Payout	3,425	- AUD	1,859	- AUD	1,566	- AUD
Gross Salvage	5	162,539.55 AUD	3	55,219.02 AUD	2	107,320.53 AUD
Net Salvage	36	993,642.79 AUD	30	899,896.65 AUD	6	93,746.14 AUD
Total	15,241	306,070,175.62 AUD	9,371	218,716,740.68 AUD	5,870	87,353,434.94 AUD

Total Portfolio as of Current Reporting Period			Product Type			
Contract Status Development	Number of Contracts	Outstanding Discounted Receivables Balance	Chattel Mortgage		Consumer Loan	
			Number of Contracts	Outstanding Discounted Receivables Balance	Number of Contracts	Outstanding Discounted Receivables Balance
Normal	8,042	224,261,701.76 AUD	5,584	173,557,289.67 AUD	2,458	50,704,412.09 AUD
In Advance	1,337	30,358,134.89 AUD	570	14,554,623.00 AUD	767	15,803,511.89 AUD
In Arrears	1,503	37,328,675.25 AUD	728	20,382,510.20 AUD	775	16,946,165.05 AUD
Paid out/Matured	679	- AUD	467	- AUD	212	- AUD
Early Payout	3,633	- AUD	1,985	- AUD	1,648	- AUD
Gross Salvage	3	102,199.81 AUD	2	33,512.53 AUD	1	68,687.28 AUD
Net Salvage	44	1,313,170.57 AUD	35	1,163,919.49 AUD	9	149,251.08 AUD
Total	15,241	293,363,882.28 AUD	9,371	209,691,854.89 AUD	5,870	83,672,027.39 AUD

Outstanding Contracts I - Overview

Total Portfolio as of Poolcut Date			Balloon				Type of Car			
Contract Status Development	Number of Contracts	Outstanding Discounted Receivables Balance	Balloon		No Balloon		New Vehicle		Used Vehicle	
			Number of Contracts	Outstanding Discounted Receivables Balance	Number of Contracts	Outstanding Discounted Receivables Balance	Number of Contracts	Outstanding Discounted Receivables Balance	Number of Contracts	Outstanding Discounted Receivables Balance
Normal	15,241	600,025,098.06 AUD	4,261	251,558,699.25 AUD	10,980	348,466,398.81 AUD	10,680	463,158,976.27 AUD	4,561	136,866,121.79 AUD
In Advance	-	- AUD	-	- AUD	-	- AUD	-	- AUD	-	- AUD
In Arrears	-	- AUD	-	- AUD	-	- AUD	-	- AUD	-	- AUD
Paid out/Matured	-	- AUD	-	- AUD	-	- AUD	-	- AUD	-	- AUD
Early Payout	-	- AUD	-	- AUD	-	- AUD	-	- AUD	-	- AUD
Gross Salvage	-	- AUD	-	- AUD	-	- AUD	-	- AUD	-	- AUD
Net Salvage	-	- AUD	-	- AUD	-	- AUD	-	- AUD	-	- AUD
Total	15,241	600,025,098.06 AUD	4,261	251,558,699.25 AUD	10,980	348,466,398.81 AUD	10,680	463,158,976.27 AUD	4,561	136,866,121.79 AUD

Total Portfolio as of Previous Month			Balloon				Type of Car			
Contract Status Development	Number of Contracts	Outstanding Discounted Receivables Balance	Balloon		No Balloon		New Vehicle		Used Vehicle	
			Number of Contracts	Outstanding Discounted Receivables Balance	Number of Contracts	Outstanding Discounted Receivables Balance	Number of Contracts	Outstanding Discounted Receivables Balance	Number of Contracts	Outstanding Discounted Receivables Balance
Normal	8,389	232,908,118.62 AUD	2,587	119,649,793.01 AUD	5,802	113,258,325.61 AUD	6,124	188,593,955.56 AUD	2,265	44,314,163.06 AUD
In Advance	1,298	31,560,631.95 AUD	270	10,981,405.32 AUD	1,028	20,579,226.63 AUD	887	23,991,258.85 AUD	411	7,569,373.10 AUD
In Arrears	1,464	40,445,242.71 AUD	349	15,345,436.04 AUD	1,115	25,099,806.67 AUD	1,062	30,896,292.00 AUD	402	9,548,950.71 AUD
Paid out/Matured	624	- AUD	99	- AUD	525	- AUD	375	- AUD	249	- AUD
Early Payout	3,425	- AUD	938	- AUD	2,487	- AUD	2,213	- AUD	1,212	- AUD
Gross Salvage	5	162,539.55 AUD	2	98,470.35 AUD	3	64,069.20 AUD	2	98,470.35 AUD	3	64,069.20 AUD
Net Salvage	36	993,642.79 AUD	16	573,437.60 AUD	20	420,205.19 AUD	17	418,570.70 AUD	19	575,072.09 AUD
Total	15,241	306,070,175.62 AUD	4,261	146,648,542.32 AUD	10,980	159,421,633.30 AUD	10,680	243,998,547.46 AUD	4,561	62,071,628.16 AUD

Total Portfolio as of Current Reporting Period			Balloon				Type of Car			
Contract Status Development	Number of Contracts	Outstanding Discounted Receivables Balance	Balloon		No Balloon		New Vehicle		Used Vehicle	
			Number of Contracts	Outstanding Discounted Receivables Balance	Number of Contracts	Outstanding Discounted Receivables Balance	Number of Contracts	Outstanding Discounted Receivables Balance	Number of Contracts	Outstanding Discounted Receivables Balance
Normal	8,042	224,261,701.76 AUD	2,541	117,592,227.96 AUD	5,501	106,669,473.80 AUD	5,917	182,244,727.75 AUD	2,125	42,016,974.01 AUD
In Advance	1,337	30,358,134.89 AUD	266	9,718,276.38 AUD	1,071	20,639,858.51 AUD	931	22,983,975.79 AUD	406	7,374,159.10 AUD
In Arrears	1,503	37,328,675.25 AUD	332	13,618,943.97 AUD	1,171	23,709,731.28 AUD	1,057	28,116,603.84 AUD	446	9,212,071.41 AUD
Paid out/Matured	679	- AUD	114	- AUD	565	- AUD	407	- AUD	272	- AUD
Early Payout	3,633	- AUD	988	- AUD	2,645	- AUD	2,345	- AUD	1,288	- AUD
Gross Salvage	3	102,199.81 AUD	2	97,897.50 AUD	1	4,302.31 AUD	2	97,897.50 AUD	1	4,302.31 AUD
Net Salvage	44	1,313,170.57 AUD	18	754,970.52 AUD	26	558,200.05 AUD	21	651,724.23 AUD	23	661,446.34 AUD
Total	15,241	293,363,882.28 AUD	4,261	141,782,316.33 AUD	10,980	151,581,565.95 AUD	10,680	234,094,929.11 AUD	4,561	59,268,953.17 AUD

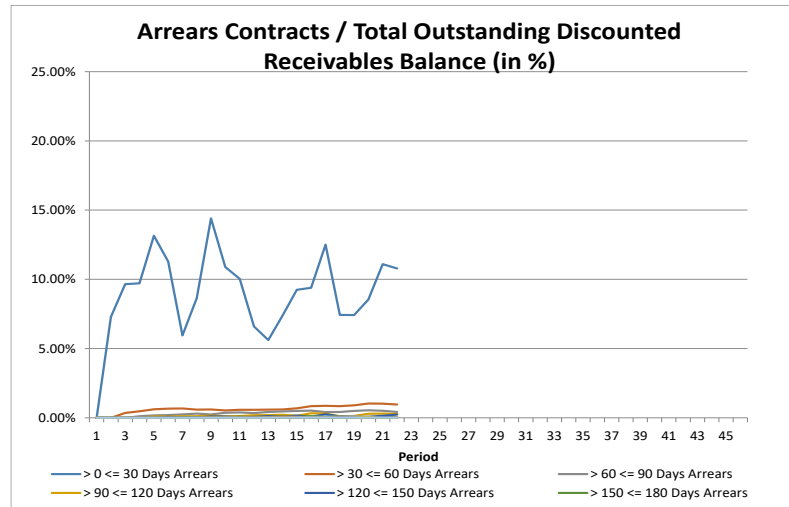
Outstanding Contracts II - Collections

Collections This Reporting Month by Status	Change in Contract Statuses From Last Month	Number of Contracts This Month	Collections
Normal	(347)	8,042	7,096,471.63 AUD
In Advance	39	1,337	1,271,473.06 AUD
In Arrears	39	1,503	1,102,591.27 AUD
Paid out/Matured	55	679	373,533.05 AUD
Early Payout	208	3,633	4,268,476.10 AUD
Gross Salvage	(2)	3	972.62 AUD
Net Salvage	8	44	59,127.23 AUD
Total	-	15,241	14,172,644.96 AUD

Development of Pool within Reporting Period	Number of Active Contracts	Total Number of Contracts	Collection Variations	Outstanding Nominal Balance
Beginning of Period	11,156	15,241		333,651,378.09 AUD
Scheduled Collections For Contracts Active This Period			9,246,585.51 AUD	9,246,585.51 AUD
Collections Variations From Normal Contracts This Period			131,284.33 AUD	
Collection Variations From Contracts Paying Out Early This Period			4,057,860.04 AUD	
Collection Variations From Contracts Paying Out/Maturing This Period			306,277.06 AUD	
Collection Variations from Contracts in Advance This Period			650,840.96 AUD	
Collection Variations from Contract In Arrears This Period			(201,309.51 AUD)	
Collection Variations from Contracts Going Into Gross Salvage This Period			(1,259.98 AUD)	
Collection Variations from Contracts Going Into Net Salvage This Period			51,037.76 AUD	
Other Variations From Scheduled Collections This Period			- AUD	
<i>Instalment Collection Variations</i>			4,994,730.66 AUD	4,994,730.66 AUD
Contract Fees Collected This Period			64,487.50 AUD	
Interest Compensation Collections This Period			(133,158.71 AUD)	
<i>Non Instalment Collection Variations</i>			(68,671.21 AUD)	
Actual Collections For Contracts Active This Period			14,172,644.96 AUD	
Number of Contracts Paid Out Early This Month	208			
Number of Contracts Paid Out/Matured This Month	55			
Number of Contracts Into Net Salvage This Month	8			
Repurchased Contracts	-	-		
Less Recoveries After Net Salvage				(26,608.18 AUD)
Reduced Nominal Balance Due to Unpaid Rental At Net Salvage				356,464.47 AUD
Reduced Nominal Balance Due to Unpaid Rental At Early Payout				264,123.09 AUD
Reduced Nominal Balance Due to Other				11,193.41 AUD
End of Period	10,885	15,241		318,804,889.13 AUD

Arrears Contracts

Total Portfolio					Chattel Mortgage		Consumer Loan	
Days in Arrears	Number of Contracts	Number of Contracts (%)	Outstanding Discounted Receivables Balance	Outstanding Discounted Receivables Balance (%)	Number of Contracts	Outstanding Discounted Receivables Balance	Number of Contracts	Outstanding Discounted Receivables Balance
> 0 <= 30	1,323	12.15%	31,487,605.30 AUD	10.78%	586	15,387,510.01 AUD	737	16,100,095.29 AUD
> 30 <= 60	93	0.85%	2,827,062.33 AUD	0.97%	72	2,410,139.71 AUD	21	416,922.62 AUD
> 60 <= 90	38	0.35%	1,250,413.56 AUD	0.43%	28	981,429.87 AUD	10	268,983.69 AUD
> 90 <= 120	22	0.20%	816,369.72 AUD	0.28%	16	671,618.10 AUD	6	144,751.62 AUD
> 120 <= 150	17	0.16%	672,590.72 AUD	0.23%	16	657,178.89 AUD	1	15,411.83 AUD
> 150 <= 180	4	0.04%	82,181.28 AUD	0.03%	4	82,181.28 AUD	-	- AUD
> 180 <= 210	3	0.03%	105,312.69 AUD	0.04%	3	105,312.69 AUD	-	- AUD
> 210 <= 240	2	0.02%	57,016.02 AUD	0.02%	2	57,016.02 AUD	-	- AUD
> 240 <= 270	1	0.01%	68,687.28 AUD	0.02%	-	- AUD	1	68,687.28 AUD
> 270 <= 300	1	0.01%	30,123.63 AUD	0.01%	1	30,123.63 AUD	-	- AUD
> 300 <= 330	-	0.00%	- AUD	0.00%	-	- AUD	-	- AUD
> 330 <= 360	-	0.00%	- AUD	0.00%	-	- AUD	-	- AUD
> 360	-	0.00%	- AUD	0.00%	-	- AUD	-	- AUD
Total	1,504	13.82%	37,397,362.53 AUD	12.81%	728	20,382,510.20 AUD	776	17,014,852.33 AUD



Arrears Contracts

Total Portfolio					Balloon				Vehicle Status			
Days in Arrears	Number of Contracts	Number of Contracts (%)	Outstanding Discounted Receivables Balance	Outstanding Discounted Receivables Balance (%)	Balloon		No Balloon		New		Used	
					Number of Contracts	Outstanding Discounted Receivables Balance	Number of Contracts	Outstanding Discounted Receivables Balance	Number of Contracts	Outstanding Discounted Receivables Balance	Number of Contracts	Outstanding Discounted Receivables Balance
> 0 <= 30	1,323	12.15%	31,487,605.30 AUD	10.78%	266	10,362,038.82 AUD	1,057	21,125,566.48 AUD	941	23,740,851.82 AUD	382	7,746,753.48 AUD
> 30 <= 60	93	0.85%	2,827,062.33 AUD	0.97%	28	1,418,733.28 AUD	65	1,408,329.05 AUD	60	2,148,768.67 AUD	33	678,293.66 AUD
> 60 <= 90	38	0.35%	1,250,413.56 AUD	0.43%	17	701,029.25 AUD	21	549,384.31 AUD	22	856,434.26 AUD	16	393,979.30 AUD
> 90 <= 120	22	0.20%	816,369.72 AUD	0.28%	7	481,919.86 AUD	15	334,449.86 AUD	13	522,089.41 AUD	9	294,280.31 AUD
> 120 <= 150	17	0.16%	672,590.72 AUD	0.23%	9	514,475.38 AUD	8	158,115.34 AUD	13	634,788.16 AUD	4	37,802.56 AUD
> 150 <= 180	4	0.04%	82,181.28 AUD	0.03%	1	5,311.06 AUD	3	76,870.22 AUD	3	60,065.09 AUD	1	22,116.19 AUD
> 180 <= 210	3	0.03%	105,312.69 AUD	0.04%	3	105,312.69 AUD	-	- AUD	3	105,312.69 AUD	-	- AUD
> 210 <= 240	2	0.02%	57,016.02 AUD	0.02%	-	- AUD	2	57,016.02 AUD	1	18,170.11 AUD	1	38,845.91 AUD
> 240 <= 270	1	0.01%	68,687.28 AUD	0.02%	1	68,687.28 AUD	-	- AUD	1	68,687.28 AUD	-	- AUD
> 270 <= 300	1	0.01%	30,123.63 AUD	0.01%	1	30,123.63 AUD	-	- AUD	1	30,123.63 AUD	-	- AUD
> 300 <= 330	-	0.00%	- AUD	0.00%	-	- AUD	-	- AUD	-	- AUD	-	- AUD
> 330 <= 360	-	0.00%	- AUD	0.00%	-	- AUD	-	- AUD	-	- AUD	-	- AUD
> 360	-	0.00%	- AUD	0.00%	-	- AUD	-	- AUD	-	- AUD	-	- AUD
Total	1,504	13.82%	37,397,362.53 AUD	12.81%	333	13,687,631.25 AUD	1,171	23,709,731.28 AUD	1,058	28,185,291.12 AUD	446	9,212,071.41 AUD

Net Salvage Loss

Net Salvage Loss This Period			
Product Type	Type of Car	Number of Contracts	Net Salvage Loss
Chattel Mortgage	New	3	236,467.83 AUD
	Used	2	39,444.77 AUD
Total Chattel Mortgage		5	275,912.60 AUD
Consumer Loan	New	1	8,000.44 AUD
	Used	2	49,105.73 AUD
Total Consumer Loan		3	57,106.17 AUD
Total		8	333,018.77 AUD

Cumulative Net Salvage Loss as of the End of the Monthly Period	1,358,078.52 AUD
Outstanding Discounted Receivables Balance at Poolcut	600,025,098.06 AUD
Cumulative Net Loss Ratio	0.22634%

Monthly Period	Per Period		Cumulative Net Salvage Loss	
	Number of Contracts	Net Salvage Loss	Number of Contracts	Net Salvage Loss
11/2021	-	- AUD	-	- AUD
12/2021	-	- AUD	-	- AUD
01/2022	-	- AUD	-	- AUD
02/2022	-	- AUD	-	- AUD
03/2022	-	- AUD	-	- AUD
04/2022	-	- AUD	-	- AUD
05/2022	-	- AUD	-	- AUD
06/2022	-	- AUD	-	- AUD
07/2022	1	23,440.30 AUD	1	23,440.30 AUD
08/2022	4	57,706.41 AUD	5	81,146.71 AUD
09/2022	1	60,349.39 AUD	6	141,496.10 AUD
10/2022	1	5,937.71 AUD	7	147,433.81 AUD
11/2022	2	144,698.53 AUD	9	292,132.34 AUD
12/2022	2	26,228.63 AUD	11	318,360.97 AUD
01/2023	2	25,455.90 AUD	13	343,816.87 AUD
02/2023	3	68,262.70 AUD	16	412,079.57 AUD
03/2023	1	47,352.50 AUD	17	459,432.07 AUD
04/2023	8	153,358.85 AUD	25	612,790.92 AUD
05/2023	6	179,378.47 AUD	31	792,169.39 AUD
06/2023	5	232,890.36 AUD	36	1,025,059.75 AUD
07/2023	8	333,018.77 AUD	44	1,358,078.52 AUD
08/2023	-	- AUD	-	- AUD
09/2023	-	- AUD	-	- AUD
10/2023	-	- AUD	-	- AUD
11/2023	-	- AUD	-	- AUD
12/2023	-	- AUD	-	- AUD
01/2024	-	- AUD	-	- AUD
02/2024	-	- AUD	-	- AUD
03/2024	-	- AUD	-	- AUD
04/2024	-	- AUD	-	- AUD
05/2024	-	- AUD	-	- AUD
06/2024	-	- AUD	-	- AUD
07/2024	-	- AUD	-	- AUD
08/2024	-	- AUD	-	- AUD
09/2024	-	- AUD	-	- AUD
10/2024	-	- AUD	-	- AUD
11/2024	-	- AUD	-	- AUD
12/2024	-	- AUD	-	- AUD
01/2025	-	- AUD	-	- AUD
02/2025	-	- AUD	-	- AUD
03/2025	-	- AUD	-	- AUD
04/2025	-	- AUD	-	- AUD
05/2025	-	- AUD	-	- AUD
06/2025	-	- AUD	-	- AUD
07/2025	-	- AUD	-	- AUD
08/2025	-	- AUD	-	- AUD
09/2025	-	- AUD	-	- AUD
10/2025	-	- AUD	-	- AUD
11/2025	-	- AUD	-	- AUD
Total	44	1,358,078.52 AUD		

Net Salvage After Recoveries

Net Salvaged Contracts						
Product Type	Vehicle Status	Number of Contracts	Gross Salvage Loss	Net Salvage Loss	Recoveries After Net Salvage	Net Salvage Loss After Recoveries
Chattel Mortgage	New	17	1,139,614.14 AUD	598,295.01 AUD	33,470.20 AUD	564,824.81 AUD
	Used	18	717,141.34 AUD	606,234.73 AUD	23,294.27 AUD	582,940.46 AUD
Total Chattel Mortgage		35	1,856,755.48 AUD	1,204,529.74 AUD	56,764.47 AUD	1,147,765.27 AUD
Consumer Loan	New	4	76,257.55 AUD	75,505.60 AUD	36,012.75 AUD	39,492.85 AUD
	Used	5	166,234.00 AUD	78,043.18 AUD	2,382.04 AUD	75,661.14 AUD
Total Consumer Loan		9	242,491.55 AUD	153,548.78 AUD	38,394.79 AUD	115,153.99 AUD
Total		44	2,099,247.03 AUD	1,358,078.52 AUD	95,159.26 AUD	1,262,919.26 AUD

Prepayments

Period Number	Reporting Period	Unscheduled Payments	Opening Outstanding Discounted Receivables Balance	Periodic CPR	Annualised CPR
0	Poolcut	- AUD	- AUD		
1	11/2021	5,188,258.11 AUD	600,025,098.06 AUD	0.86%	10.03%
2	12/2021	4,579,685.92 AUD	584,284,031.03 AUD	0.78%	8.85%
3	01/2022	2,741,342.02 AUD	568,933,158.93 AUD	0.48%	5.53%
4	02/2022	3,337,851.56 AUD	555,556,298.45 AUD	0.60%	7.56%
5	03/2022	5,445,824.85 AUD	541,478,701.09 AUD	1.01%	11.22%
6	04/2022	4,593,099.08 AUD	524,992,591.30 AUD	0.87%	10.14%
7	05/2022	6,363,116.33 AUD	509,466,787.17 AUD	1.25%	13.76%
8	06/2022	6,297,060.40 AUD	492,432,848.37 AUD	1.28%	14.49%
9	07/2022	5,980,710.84 AUD	475,580,922.30 AUD	1.26%	13.84%
10	08/2022	5,404,312.88 AUD	459,209,842.01 AUD	1.18%	13.01%
11	09/2022	4,751,296.31 AUD	443,615,516.21 AUD	1.07%	12.28%
12	10/2022	4,429,370.71 AUD	428,807,300.51 AUD	1.03%	11.51%
13	11/2022	3,951,482.72 AUD	414,561,296.17 AUD	0.95%	11.00%
14	12/2022	3,173,581.07 AUD	399,393,166.38 AUD	0.79%	8.97%
15	01/2023	3,259,724.76 AUD	385,740,376.49 AUD	0.85%	9.51%
16	02/2023	3,041,283.55 AUD	372,465,449.19 AUD	0.82%	10.14%
17	03/2023	5,189,122.89 AUD	359,589,767.53 AUD	1.44%	15.73%
18	04/2023	2,751,056.77 AUD	344,346,328.06 AUD	0.80%	9.30%
19	05/2023	4,318,938.46 AUD	332,395,481.37 AUD	1.30%	14.27%
20	06/2023	4,323,534.14 AUD	318,787,791.09 AUD	1.36%	15.31%
21	07/2023	3,783,712.22 AUD	305,076,532.83 AUD	1.24%	13.67%

The annualised Constant Prepayment Rate (CPR) of the underlying receivables is based upon the most recent periodic CPR. Periodic CPR is equal to the total unscheduled principal received in the most recent period divided by the start of period principal balance. This is then annualised as follows:

$$1 - ((1 - \text{Periodic CPR})^{\text{number of periods in a year}})$$

Pool Data I

Down Payments

Total Portfolio						Product Type			
Down Payment	Number of Contracts	Percentage of Contracts	Outstanding Discounted Receivables Balance	Percentage of Balance	Down Payment/ Purchase Price in %	Chattel Mortgage		Consumer Loan	
						Number of Contracts	Outstanding Discounted Receivables Balance	Number of Contracts	Outstanding Discounted Receivables Balance
No Down Payment	1,841	16.91%	52,878,784.52 AUD	18.11%	0.00%	1,279	40,500,136.79 AUD	562	12,378,647.73 AUD
0.01 - 10,000.00	5,441	49.99%	132,228,996.82 AUD	45.28%	10.89%	3,260	86,951,785.08 AUD	2,181	45,277,211.74 AUD
10,000.01 - 20,000.00	2,135	19.61%	55,557,852.49 AUD	19.02%	26.47%	1,376	40,342,374.59 AUD	759	15,215,477.90 AUD
20,000.01 - 30,000.00	763	7.01%	21,915,115.78 AUD	7.50%	35.63%	477	16,176,322.74 AUD	286	5,738,793.04 AUD
30,000.01 - 40,000.00	355	3.26%	10,638,761.47 AUD	3.64%	42.19%	232	8,193,915.16 AUD	123	2,444,846.31 AUD
40,000.01 - 50,000.00	158	1.45%	6,689,369.62 AUD	2.29%	42.90%	110	5,300,131.84 AUD	48	1,389,237.78 AUD
50,000.01 - 60,000.00	79	0.73%	3,625,427.98 AUD	1.24%	45.40%	57	3,111,375.37 AUD	22	514,052.61 AUD
60,000.01 - 70,000.00	43	0.40%	2,638,982.55 AUD	0.90%	46.27%	35	2,492,324.67 AUD	8	146,657.88 AUD
70,000.01 - 80,000.00	19	0.17%	939,688.04 AUD	0.32%	50.16%	14	839,992.08 AUD	5	99,695.96 AUD
80,000.01 - 90,000.00	12	0.11%	770,248.03 AUD	0.26%	50.17%	9	669,059.76 AUD	3	101,188.27 AUD
90,000.01 - 100,000.00	10	0.09%	1,008,496.50 AUD	0.35%	46.35%	8	915,122.12 AUD	2	93,374.38 AUD
100,000.01 - 110,000.00	7	0.06%	669,928.14 AUD	0.23%	42.43%	7	669,928.14 AUD	-	- AUD
110,000.01 - 120,000.00	5	0.05%	597,373.60 AUD	0.20%	48.81%	5	597,373.60 AUD	-	- AUD
120,000.01 - 130,000.00	4	0.04%	492,837.26 AUD	0.17%	47.94%	3	453,100.80 AUD	1	39,736.46 AUD
130,000.01 - 140,000.00	3	0.03%	419,791.54 AUD	0.14%	44.71%	3	419,791.54 AUD	-	- AUD
140,000.01 - 150,000.00	-	0.00%	- AUD	0.00%	0.00%	-	- AUD	-	- AUD
> 150,000.00	10	0.09%	979,057.37 AUD	0.34%	66.16%	9	895,201.12 AUD	1	83,856.25 AUD
Total	10,885	100.00%	292,050,711.71 AUD	100.00%	19.25%	6,884	208,527,935.40 AUD	4,001	83,522,776.31 AUD

Statistics Down Payments	
Minimum Down Payment	- AUD
Maximum Down Payment	301,000.00 AUD
Weighted Average Down Payment (Customers that made a Down Payment)	15,703.51 AUD
Weighted Average Down Payment	12,860.23 AUD

Type of Payment

Total Portfolio				
Type of Payment	Number of Contracts	Percentage of Contracts	Outstanding Discounted Receivables Balance	Percentage of Balance
Direct Debit	10,642	97.77%	285,747,448.40 AUD	97.84%
Other	243	2.23%	6,303,263.31 AUD	2.16%
Total	10,885	100.00%	292,050,711.71 AUD	100.00%

Product Type			
Chattel Mortgage		Consumer Loan	
Number of Contracts	Outstanding Discounted Receivables Balance	Number of Contracts	Outstanding Discounted Receivables Balance
6,722	203,662,907	3,920	82,084,541
162	4,865,028	81	1,438,235
6,884	208,527,935.40 AUD	4,001	83,522,776.31 AUD

Pool Data I

Down Payments

Total Portfolio						Balloon				Vehicle Status			
Down Payment	Number of Contracts	Percentage of Contracts	Outstanding Discounted Receivables Balance	Percentage of Balance	Down Payment/ Purchase Price in %	Balloon		No Balloon		New		Used	
						Number of Contracts	Outstanding Discounted Receivables Balance	Number of Contracts	Outstanding Discounted Receivables Balance	Number of Contracts	Outstanding Discounted Receivables Balance	Number of Contracts	Outstanding Discounted Receivables Balance
No Down Payment	1,841	16.91%	52,878,784.52 AUD	18.11%	0.00%	655	28,794,246.71 AUD	1,186	24,084,537.81 AUD	1,311	43,049,938.44 AUD	530	9,828,846.08 AUD
0.01 - 10,000.00	5,441	49.99%	132,228,996.82 AUD	45.28%	10.89%	1,434	56,648,181.16 AUD	4,007	75,580,815.66 AUD	3,731	101,341,014.53 AUD	1,710	30,887,982.29 AUD
10,000.01 - 20,000.00	2,135	19.61%	55,557,852.49 AUD	19.02%	26.47%	592	25,310,865.51 AUD	1,543	30,246,986.98 AUD	1,629	44,631,223.06 AUD	506	10,926,629.43 AUD
20,000.01 - 30,000.00	763	7.01%	21,915,115.78 AUD	7.50%	35.63%	221	11,589,388.17 AUD	542	10,325,727.61 AUD	630	18,822,661.40 AUD	133	3,092,454.38 AUD
30,000.01 - 40,000.00	355	3.26%	10,638,761.47 AUD	3.64%	42.19%	95	5,516,366.59 AUD	260	5,122,394.88 AUD	303	9,308,126.10 AUD	52	1,330,635.37 AUD
40,000.01 - 50,000.00	158	1.45%	6,689,369.62 AUD	2.29%	42.90%	56	4,337,281.19 AUD	102	2,352,088.43 AUD	129	5,356,363.54 AUD	29	1,333,006.08 AUD
50,000.01 - 60,000.00	79	0.73%	3,625,427.98 AUD	1.24%	45.40%	31	2,438,849.35 AUD	48	1,186,578.63 AUD	73	3,381,855.60 AUD	6	243,572.38 AUD
60,000.01 - 70,000.00	43	0.40%	2,638,982.55 AUD	0.90%	46.27%	20	1,949,547.47 AUD	23	689,435.08 AUD	37	2,188,875.13 AUD	6	450,107.42 AUD
70,000.01 - 80,000.00	19	0.17%	939,688.04 AUD	0.32%	50.16%	7	469,712.29 AUD	12	469,975.75 AUD	19	939,688.04 AUD	-	- AUD
80,000.01 - 90,000.00	12	0.11%	770,248.03 AUD	0.26%	50.17%	5	548,492.53 AUD	7	221,755.50 AUD	11	718,155.07 AUD	1	52,092.96 AUD
90,000.01 - 100,000.00	10	0.09%	1,008,496.50 AUD	0.35%	46.35%	6	793,529.46 AUD	4	214,967.04 AUD	10	1,008,496.50 AUD	-	- AUD
100,000.01 - 110,000.00	7	0.06%	669,928.14 AUD	0.23%	42.43%	2	356,337.35 AUD	5	313,590.79 AUD	5	497,015.51 AUD	2	172,912.63 AUD
110,000.01 - 120,000.00	5	0.05%	597,373.60 AUD	0.20%	48.81%	4	567,388.60 AUD	1	29,985.00 AUD	4	489,164.10 AUD	1	108,209.50 AUD
120,000.01 - 130,000.00	4	0.04%	492,837.26 AUD	0.17%	47.94%	3	453,100.80 AUD	1	39,736.46 AUD	3	319,979.91 AUD	1	172,857.35 AUD
130,000.01 - 140,000.00	3	0.03%	419,791.54 AUD	0.14%	44.71%	3	419,791.54 AUD	-	- AUD	3	419,791.54 AUD	-	- AUD
140,000.01 - 150,000.00	-	0.00%	- AUD	0.00%	0.00%	-	- AUD	-	- AUD	-	- AUD	-	- AUD
> 150,000.00	10	0.09%	979,057.37 AUD	0.34%	66.16%	7	834,267.09 AUD	3	144,790.28 AUD	9	970,856.41 AUD	1	8,200.96 AUD
Total	10,885	100.00%	292,050,711.71 AUD	100.00%	19.25%	3,141	141,027,345.81 AUD	7,744	151,023,365.90 AUD	7,907	233,443,204.88 AUD	2,978	58,607,506.83 AUD

Statistics Down Payments	
Minimum Down Payment	- AUD
Maximum Down Payment	301,000.00 AUD
Weighted Average Down Payment (Customers that made a Down Payment)	15,703.51 AUD
Weighted Average Down Payment	12,860.23 AUD

Type of Payment

Total Portfolio				
Type of Payment	Number of Contracts	Percentage of Contracts	Outstanding Discounted Receivables Balance	Percentage of Balance
Direct Debit	10,642	97.77%	285,747,448.40 AUD	97.84%
Other	243	2.23%	6,303,263.31 AUD	2.16%
Total	10,885	100.00%	292,050,711.71 AUD	100.00%

Balloon				Vehicle Status			
Balloon		No Balloon		New		Used	
Number of Contracts	Outstanding Discounted Receivables Balance	Number of Contracts	Outstanding Discounted Receivables Balance	Number of Contracts	Outstanding Discounted Receivables Balance	Number of Contracts	Outstanding Discounted Receivables Balance
3,067	137,858,600	7,575	147,888,848	7,750	228,838,459	2,892	56,908,990
74	3,168,746	169	3,134,517	157	4,604,746	86	1,698,517
3,141	141,027,345.81 AUD	7,744	151,023,365.90 AUD	7,907	233,443,204.88 AUD	2,978	58,607,506.83 AUD

Pool Data II

Distribution of Contracts and Vehicles per Borrower

Number of Contracts Per Borrower	Number of Customers	Percentage of Customers	Number of Contracts	Percentage of Contracts	Outstanding Discounted Receivables Balance	Percentage of Balance
1	12,886	99.20%	10,718	98.28%	348,252,466.74 AUD	98.35%
2	98	0.75%	170	1.56%	5,547,940.92 AUD	1.57%
3	6	0.05%	18	0.17%	286,191.32 AUD	0.08%
4	-	0.00%	-	0.00%	- AUD	0.00%
5	-	0.00%	-	0.00%	- AUD	0.00%
6 - 10	-	0.00%	-	0.00%	- AUD	0.00%
> 10	-	0.00%	-	0.00%	- AUD	0.00%
Total	12,990	100.00%	10,906	100.00%	354,086,598.98 AUD	100.00%

Top 20 Borrower

Ranking	Outstanding Discounted Receivables Balance	Percentage of Overall Balance	Number of Contracts
1	343,305.02 AUD	0.11755 %	1
2	343,305.02 AUD	0.11755 %	1
3	322,625.38 AUD	0.11047 %	1
4	319,215.14 AUD	0.10930 %	1
5	307,271.16 AUD	0.10521 %	1
6	307,271.16 AUD	0.10521 %	1
7	274,999.51 AUD	0.09416 %	1
8	267,033.05 AUD	0.09143 %	1
9	233,823.03 AUD	0.08006 %	1
10	232,436.27 AUD	0.07959 %	1
11	231,720.19 AUD	0.07934 %	1
12	230,950.96 AUD	0.07908 %	1
13	230,127.23 AUD	0.07880 %	1
14	221,116.07 AUD	0.07571 %	1
15	215,456.21 AUD	0.07377 %	1
16	197,740.50 AUD	0.06771 %	1
17	189,927.99 AUD	0.06503 %	1
18	186,119.04 AUD	0.06373 %	1
19	185,734.89 AUD	0.06360 %	1
20	185,040.26 AUD	0.06336 %	1
	5,025,218.08 AUD	1.72067 %	20

Pool Data III

Distribution by Outstanding Discounted Receivables Balance

Total Portfolio					Product Type			
Distribution by Outstanding Discounted Receivables Balance	Number of Contracts	Percentage of Contracts	Outstanding Discounted Receivables Balance	Percentage of Balance	Chattel Mortgage		Consumer Loan	
					Number of Contracts	Outstanding Discounted Receivables Balance	Number of Contracts	Outstanding Discounted Receivables Balance
0.00 - 10,000.00	1,601	14.71%	9,877,005.76 AUD	3.38%	788	4,937,968.69 AUD	813	4,939,037.07 AUD
10,000.01 - 20,000.00	3,354	30.81%	50,346,523.56 AUD	17.24%	1,874	28,279,234.17 AUD	1,480	22,067,289.39 AUD
20,000.01 - 30,000.00	2,621	24.08%	64,701,575.18 AUD	22.15%	1,698	42,104,027.46 AUD	923	22,597,547.72 AUD
30,000.01 - 40,000.00	1,482	13.62%	51,042,568.09 AUD	17.48%	1,038	35,912,685.03 AUD	444	15,129,883.06 AUD
40,000.01 - 50,000.00	745	6.84%	33,039,259.18 AUD	11.31%	556	24,671,210.71 AUD	189	8,368,048.47 AUD
50,000.01 - 60,000.00	377	3.46%	20,476,938.69 AUD	7.01%	308	16,744,626.52 AUD	69	3,732,312.17 AUD
60,000.01 - 70,000.00	219	2.01%	14,137,867.39 AUD	4.84%	189	12,195,823.66 AUD	30	1,942,043.73 AUD
70,000.01 - 80,000.00	159	1.46%	11,832,687.92 AUD	4.05%	139	10,322,720.58 AUD	20	1,509,967.34 AUD
80,000.01 - 90,000.00	110	1.01%	9,286,299.94 AUD	3.18%	89	7,519,293.88 AUD	21	1,767,006.06 AUD
90,000.01 - 100,000.00	59	0.54%	5,612,200.40 AUD	1.92%	53	5,048,627.50 AUD	6	563,572.90 AUD
100,000.01 - 110,000.00	52	0.48%	5,423,830.69 AUD	1.86%	51	5,320,600.09 AUD	1	103,230.60 AUD
110,000.01 - 120,000.00	26	0.24%	2,956,323.03 AUD	1.01%	24	2,731,173.60 AUD	2	225,149.43 AUD
120,000.01 - 130,000.00	21	0.19%	2,613,002.33 AUD	0.89%	21	2,613,002.33 AUD	-	- AUD
130,000.01 - 140,000.00	11	0.10%	1,484,238.06 AUD	0.51%	11	1,484,238.06 AUD	-	- AUD
140,000.01 - 150,000.00	6	0.06%	883,445.24 AUD	0.30%	6	883,445.24 AUD	-	- AUD
> 150,000.00	42	0.39%	8,336,946.25 AUD	2.85%	39	7,759,257.88 AUD	3	577,688.37 AUD
Total	10,885	100.00%	292,050,711.71 AUD	100.00%	6,884	208,527,935.40 AUD	4,001	83,522,776.31 AUD

Statistics Outstanding Discounted Receivables Balance	
Minimum Outstanding Discounted Receivables Balance	- AUD
Maximum Outstanding Discounted Receivables Balance	343,305.02 AUD
Average Outstanding Discounted Receivables Balance	26,830.57 AUD

Distribution by Original Balance

Total Portfolio					Product Type			
Distribution by Original Balance	Number of Contracts	Percentage of Contracts	Outstanding Discounted Receivables Balance	Percentage of Balance	Chattel Mortgage		Consumer Loan	
					Number of Contracts	Outstanding Discounted Receivables Balance	Number of Contracts	Outstanding Discounted Receivables Balance
0.00 - 10,000.00	51	0.47%	135,445.71 AUD	0.05%	15	32,989.16 AUD	36	102,456.55 AUD
10,000.01 - 20,000.00	943	8.66%	6,931,316.10 AUD	2.37%	416	3,111,713.27 AUD	527	3,819,602.83 AUD
20,000.01 - 30,000.00	2,195	20.17%	28,020,549.18 AUD	9.59%	1,122	14,257,199.22 AUD	1,073	13,763,349.96 AUD
30,000.01 - 40,000.00	2,261	20.77%	42,525,701.44 AUD	14.56%	1,316	24,559,374.26 AUD	945	17,966,327.18 AUD
40,000.01 - 50,000.00	1,765	16.21%	44,836,210.11 AUD	15.35%	1,154	29,315,670.01 AUD	611	15,520,540.10 AUD
50,000.01 - 60,000.00	1,335	12.26%	40,931,493.70 AUD	14.02%	978	29,765,513.44 AUD	357	11,165,980.26 AUD
60,000.01 - 70,000.00	882	8.10%	31,965,466.17 AUD	10.95%	641	23,215,365.81 AUD	241	8,750,100.36 AUD
70,000.01 - 80,000.00	442	4.06%	19,484,859.37 AUD	6.67%	357	15,780,631.77 AUD	85	3,704,227.60 AUD
80,000.01 - 90,000.00	253	2.32%	13,524,554.79 AUD	4.63%	214	11,424,372.86 AUD	39	2,100,181.93 AUD
90,000.01 - 100,000.00	170	1.56%	10,174,829.43 AUD	3.48%	150	9,011,579.72 AUD	20	1,163,249.71 AUD
100,000.01 - 110,000.00	185	1.70%	12,508,396.77 AUD	4.28%	163	11,021,350.18 AUD	22	1,487,046.59 AUD
110,000.01 - 120,000.00	87	0.80%	6,536,861.96 AUD	2.24%	77	5,772,260.00 AUD	10	764,601.96 AUD
120,000.01 - 130,000.00	80	0.73%	6,640,209.13 AUD	2.27%	61	5,141,025.70 AUD	19	1,499,183.43 AUD
130,000.01 - 140,000.00	58	0.53%	5,227,272.85 AUD	1.79%	52	4,696,008.60 AUD	6	531,264.25 AUD
140,000.01 - 150,000.00	40	0.37%	3,809,311.63 AUD	1.30%	38	3,617,578.77 AUD	2	191,732.86 AUD
> 150,000.00	138	1.27%	18,798,233.37 AUD	6.44%	130	17,805,302.63 AUD	8	992,930.74 AUD
Total	10,885	100.00%	292,050,711.71 AUD	100.00%	6,884	208,527,935.40 AUD	4,001	83,522,776.31 AUD

Statistics	
Minimum Original Balance	5,398.00 AUD
Maximum Original Balance	471,296.41 AUD
Weighted Average Original Receivables Balance (by ODRB)	70,416.55 AUD

Pool Data III

Distribution by Outstanding Discounted Receivables Balance

Total Portfolio					Balloon				Vehicle Status			
Distribution by Outstanding Discounted Receivables Balance	Number of Contracts	Percentage of Contracts	Outstanding Discounted Receivables Balance	Percentage of Balance	Balloon		No Balloon		New		Used	
					Number of Contracts	Outstanding Discounted Receivables Balance	Number of Contracts	Outstanding Discounted Receivables Balance	Number of Contracts	Outstanding Discounted Receivables Balance	Number of Contracts	Outstanding Discounted Receivables Balance
0.00 - 10,000.00	1,601	14.71%	9,877,005.76 AUD	3.38%	27	171,609.20 AUD	1,574	9,705,396.56 AUD	814	5,211,026.94 AUD	787	4,665,978.82 AUD
10,000.01 - 20,000.00	3,354	30.81%	50,346,523.56 AUD	17.24%	260	4,200,085.91 AUD	3,094	46,146,437.65 AUD	2,250	34,192,604.45 AUD	1,104	16,153,919.11 AUD
20,000.01 - 30,000.00	2,621	24.08%	64,701,575.18 AUD	22.15%	753	19,117,533.81 AUD	1,868	45,584,041.37 AUD	2,033	50,348,139.65 AUD	588	14,353,435.53 AUD
30,000.01 - 40,000.00	1,482	13.62%	51,042,568.09 AUD	17.48%	729	25,397,571.01 AUD	753	25,644,997.08 AUD	1,223	42,117,086.15 AUD	259	8,925,481.94 AUD
40,000.01 - 50,000.00	745	6.84%	33,039,259.18 AUD	11.31%	485	21,529,069.60 AUD	260	11,510,189.58 AUD	646	28,651,460.64 AUD	99	4,387,798.54 AUD
50,000.01 - 60,000.00	377	3.46%	20,476,938.69 AUD	7.01%	267	14,562,953.57 AUD	110	5,913,985.12 AUD	313	16,971,032.15 AUD	64	3,505,906.54 AUD
60,000.01 - 70,000.00	219	2.01%	14,137,867.39 AUD	4.84%	175	11,305,449.51 AUD	44	2,832,417.88 AUD	184	11,906,612.40 AUD	35	2,231,254.99 AUD
70,000.01 - 80,000.00	159	1.46%	11,832,687.92 AUD	4.05%	145	10,814,194.49 AUD	14	1,018,493.43 AUD	148	11,025,966.18 AUD	11	806,721.74 AUD
80,000.01 - 90,000.00	110	1.01%	9,286,299.94 AUD	3.18%	98	8,285,405.71 AUD	12	1,000,894.23 AUD	102	8,612,045.80 AUD	8	674,254.14 AUD
90,000.01 - 100,000.00	59	0.54%	5,612,200.40 AUD	1.92%	56	5,325,703.35 AUD	3	286,497.05 AUD	55	5,232,214.72 AUD	4	379,985.68 AUD
100,000.01 - 110,000.00	52	0.48%	5,423,830.69 AUD	1.86%	49	5,103,746.86 AUD	3	320,083.83 AUD	46	4,794,160.49 AUD	6	629,670.20 AUD
110,000.01 - 120,000.00	26	0.24%	2,956,323.03 AUD	1.01%	20	2,267,839.88 AUD	6	688,483.15 AUD	24	2,732,254.75 AUD	2	224,068.28 AUD
120,000.01 - 130,000.00	21	0.19%	2,613,002.33 AUD	0.89%	18	2,241,553.36 AUD	3	371,448.97 AUD	17	2,114,662.56 AUD	4	498,339.77 AUD
130,000.01 - 140,000.00	11	0.10%	1,484,238.06 AUD	0.51%	11	1,484,238.06 AUD	-	- AUD	10	1,353,315.61 AUD	1	130,922.45 AUD
140,000.01 - 150,000.00	6	0.06%	883,445.24 AUD	0.30%	6	883,445.24 AUD	-	- AUD	5	734,227.86 AUD	1	149,217.38 AUD
> 150,000.00	42	0.39%	8,336,946.25 AUD	2.85%	42	8,336,946.25 AUD	-	- AUD	37	7,446,394.53 AUD	5	890,551.72 AUD
Total	10,885	100.00%	292,050,711.71 AUD	100.00%	3,141	141,027,345.81 AUD	7,744	151,023,365.90 AUD	7,907	233,443,204.88 AUD	2,978	58,607,506.83 AUD

Statistics Outstanding Discounted Receivables Balance	
Minimum Outstanding Discounted Receivables Balance	- AUD
Maximum Outstanding Discounted Receivables Balance	343,305.02 AUD
Average Outstanding Discounted Receivables Balance	26,830.57 AUD

Distribution by Original Balance

Total Portfolio					Balloon				Vehicle Status			
Distribution by Original Balance	Number of Contracts	Percentage of Contracts	Outstanding Discounted Receivables Balance	Percentage of Balance	Balloon		No Balloon		New		Used	
					Number of Contracts	Outstanding Discounted Receivables Balance	Number of Contracts	Outstanding Discounted Receivables Balance	Number of Contracts	Outstanding Discounted Receivables Balance	Number of Contracts	Outstanding Discounted Receivables Balance
0.00 - 10,000.00	51	0.47%	135,445.71 AUD	0.05%	-	- AUD	51	135,445.71 AUD	10	28,983.78 AUD	41	106,461.93 AUD
10,000.01 - 20,000.00	943	8.66%	6,931,316.10 AUD	2.37%	31	347,506.84 AUD	912	6,583,809.26 AUD	319	2,426,202.36 AUD	624	4,505,113.74 AUD
20,000.01 - 30,000.00	2,195	20.17%	28,020,549.18 AUD	9.59%	183	3,096,002.36 AUD	2,012	24,924,546.82 AUD	1,346	17,200,594.32 AUD	849	10,819,954.86 AUD
30,000.01 - 40,000.00	2,261	20.77%	42,525,701.44 AUD	14.56%	445	10,357,108.35 AUD	1,816	32,168,593.09 AUD	1,645	30,752,650.20 AUD	616	11,773,051.24 AUD
40,000.01 - 50,000.00	1,765	16.21%	44,836,210.11 AUD	15.35%	558	16,550,214.94 AUD	1,207	28,285,995.17 AUD	1,391	35,060,844.01 AUD	374	9,775,366.10 AUD
50,000.01 - 60,000.00	1,335	12.26%	40,931,493.70 AUD	14.02%	538	19,382,173.35 AUD	797	21,549,320.35 AUD	1,147	34,865,104.15 AUD	188	6,066,389.55 AUD
60,000.01 - 70,000.00	882	8.10%	31,965,466.17 AUD	10.95%	386	16,272,394.45 AUD	496	15,693,071.72 AUD	775	27,853,573.42 AUD	107	4,111,892.75 AUD
70,000.01 - 80,000.00	442	4.06%	19,484,859.37 AUD	6.67%	250	12,411,192.05 AUD	192	7,073,667.32 AUD	380	16,625,804.64 AUD	62	2,859,054.73 AUD
80,000.01 - 90,000.00	253	2.32%	13,524,554.79 AUD	4.63%	171	9,851,142.33 AUD	82	3,673,412.46 AUD	205	10,923,627.70 AUD	48	2,600,927.09 AUD
90,000.01 - 100,000.00	170	1.56%	10,174,829.43 AUD	3.48%	121	7,788,061.92 AUD	49	2,386,767.51 AUD	153	9,123,008.38 AUD	17	1,051,821.05 AUD
100,000.01 - 110,000.00	185	1.70%	12,508,396.77 AUD	4.28%	131	9,469,997.28 AUD	54	3,038,399.49 AUD	170	11,481,482.42 AUD	15	1,026,914.35 AUD
110,000.01 - 120,000.00	87	0.80%	6,536,861.96 AUD	2.24%	68	5,398,093.12 AUD	19	1,138,768.84 AUD	78	5,860,485.01 AUD	9	676,376.95 AUD
120,000.01 - 130,000.00	80	0.73%	6,640,209.13 AUD	2.27%	62	5,420,417.65 AUD	18	1,219,791.48 AUD	74	6,179,017.28 AUD	6	461,191.85 AUD
130,000.01 - 140,000.00	58	0.53%	5,227,272.85 AUD	1.79%	50	4,717,509.09 AUD	8	509,763.76 AUD	53	4,684,141.60 AUD	5	543,131.25 AUD
140,000.01 - 150,000.00	40	0.37%	3,809,311.63 AUD	1.30%	36	3,553,386.63 AUD	4	255,925.00 AUD	38	3,593,409.77 AUD	2	215,901.86 AUD
> 150,000.00	138	1.27%	18,798,233.37 AUD	6.44%	111	16,412,145.45 AUD	27	2,386,087.92 AUD	123	16,784,275.84 AUD	15	2,013,957.53 AUD
Total	10,885	100.00%	292,050,711.71 AUD	100.00%	3,141	141,027,345.81 AUD	7,744	151,023,365.90 AUD	7,907	233,443,204.88 AUD	2,978	58,607,506.83 AUD

Statistics	
Minimum Original Balance	5,398.00 AUD
Maximum Original Balance	471,296.41 AUD
Weighted Average Original Receivables Balance (by ODRB)	70,416.55 AUD

Pool Data IV

Interest Rate paid by the Receivable Debtor

Total Portfolio					Product Type			
Interest Rate paid by the Receivable Debtor	Number of Contracts	Percentage of Contracts	Outstanding Discounted Receivables Balance	Percentage of Balance	Chattel Mortgage		Consumer Loan	
					Number of Contracts	Outstanding Discounted Receivables Balance	Number of Contracts	Outstanding Discounted Receivables Balance
0.00%	-	0.00%	- AUD	0.00%	-	- AUD	-	- AUD
0.01% - 1.00%	-	0.00%	- AUD	0.00%	-	- AUD	-	- AUD
1.01% - 2.00%	510	4.69%	10,904,386.44 AUD	3.73%	308	7,189,979.69 AUD	202	3,714,406.75 AUD
2.01% - 3.00%	718	6.60%	25,486,685.36 AUD	8.73%	491	21,202,249.42 AUD	227	4,284,435.94 AUD
3.01% - 4.00%	1,004	9.22%	35,749,439.96 AUD	12.24%	997	35,553,944.57 AUD	7	195,495.39 AUD
4.01% - 5.00%	1,144	10.51%	37,223,231.06 AUD	12.75%	938	31,816,782.84 AUD	206	5,406,448.22 AUD
5.01% - 6.00%	1,516	13.93%	44,414,086.50 AUD	15.21%	972	31,595,745.90 AUD	544	12,818,340.60 AUD
6.01% - 7.00%	1,997	18.35%	49,127,467.94 AUD	16.82%	874	25,895,291.84 AUD	1,123	23,232,176.10 AUD
7.01% - 8.00%	1,583	14.54%	35,096,200.46 AUD	12.02%	564	15,247,707.86 AUD	1,019	19,848,492.60 AUD
8.01% - 9.00%	1,543	14.18%	35,974,315.49 AUD	12.32%	1,070	26,173,085.02 AUD	473	9,801,230.47 AUD
9.01% - 10.00%	690	6.34%	14,828,101.60 AUD	5.08%	557	11,904,479.32 AUD	133	2,923,622.28 AUD
10.01% - 11.00%	149	1.37%	2,812,091.73 AUD	0.96%	107	1,893,762.12 AUD	42	918,329.61 AUD
11.01% - 12.00%	17	0.16%	292,711.46 AUD	0.10%	6	54,906.82 AUD	11	237,804.64 AUD
12.01% - 13.00%	6	0.06%	39,049.37 AUD	0.01%	-	- AUD	6	39,049.37 AUD
13.01% - 14.00%	5	0.05%	68,812.79 AUD	0.02%	-	- AUD	5	68,812.79 AUD
14.01% - 15.00%	3	0.03%	34,131.55 AUD	0.01%	-	- AUD	3	34,131.55 AUD
15.01% - 16.00%	-	0.00%	- AUD	0.00%	-	- AUD	-	- AUD
> 16.00%	-	0.00%	- AUD	0.00%	-	- AUD	-	- AUD
Total	10,885	100.00%	292,050,711.71 AUD	100.00%	6,884	208,527,935.40 AUD	4,001	83,522,776.31 AUD

Statistics Interest Rate	
Minimum Interest Rate Debtor	1.40%
Maximum Interest Rate Debtor	14.99%
Weighted Average Interest Rate Debtor	5.91%

Pool Data IV

Interest Rate paid by the Receivable Debtor

Total Portfolio					Balloon				Vehicle Status			
Interest Rate paid by the Receivable Debtor	Number of Contracts	Percentage of Contracts	Outstanding Discounted Receivables Balance	Percentage of Balance	Balloon		No Balloon		New		Used	
					Number of Contracts	Outstanding Discounted Receivables Balance	Number of Contracts	Outstanding Discounted Receivables Balance	Number of Contracts	Outstanding Discounted Receivables Balance	Number of Contracts	Outstanding Discounted Receivables Balance
0.00%	-	0.00%	- AUD	0.00%	-	- AUD	-	- AUD	-	- AUD	-	- AUD
0.01% - 1.00%	-	0.00%	- AUD	0.00%	-	- AUD	-	- AUD	-	- AUD	-	- AUD
1.01% - 2.00%	510	4.69%	10,904,386.44 AUD	3.73%	164	5,764,919.47 AUD	346	5,139,466.97 AUD	510	10,904,386.44 AUD	-	- AUD
2.01% - 3.00%	718	6.60%	25,486,685.36 AUD	8.73%	324	17,260,713.73 AUD	394	8,225,971.63 AUD	718	25,486,685.36 AUD	-	- AUD
3.01% - 4.00%	1,004	9.22%	35,749,439.96 AUD	12.24%	455	23,679,624.68 AUD	549	12,069,815.28 AUD	936	33,671,886.36 AUD	68	2,077,553.60 AUD
4.01% - 5.00%	1,144	10.51%	37,223,231.06 AUD	12.75%	479	22,365,135.73 AUD	665	14,858,095.33 AUD	927	31,476,198.34 AUD	217	5,747,032.72 AUD
5.01% - 6.00%	1,516	13.93%	44,414,086.50 AUD	15.21%	529	24,430,711.60 AUD	987	19,983,374.90 AUD	1,194	37,171,041.27 AUD	322	7,243,045.23 AUD
6.01% - 7.00%	1,997	18.35%	49,127,467.94 AUD	16.82%	519	21,598,606.84 AUD	1,478	27,528,861.10 AUD	1,456	38,317,922.36 AUD	541	10,809,545.58 AUD
7.01% - 8.00%	1,583	14.54%	35,096,200.46 AUD	12.02%	300	11,626,420.40 AUD	1,283	23,469,780.06 AUD	890	22,775,038.04 AUD	693	12,321,162.42 AUD
8.01% - 9.00%	1,543	14.18%	35,974,315.49 AUD	12.32%	269	10,512,076.54 AUD	1,274	25,462,238.95 AUD	981	26,142,251.32 AUD	562	9,832,064.17 AUD
9.01% - 10.00%	690	6.34%	14,828,101.60 AUD	5.08%	91	3,478,114.42 AUD	599	11,349,987.18 AUD	265	6,903,679.16 AUD	425	7,924,422.44 AUD
10.01% - 11.00%	149	1.37%	2,812,091.73 AUD	0.96%	9	261,175.19 AUD	140	2,550,916.54 AUD	20	493,544.07 AUD	129	2,318,547.66 AUD
11.01% - 12.00%	17	0.16%	292,711.46 AUD	0.10%	1	25,296.10 AUD	16	267,415.36 AUD	5	51,174.02 AUD	12	241,537.44 AUD
12.01% - 13.00%	6	0.06%	39,049.37 AUD	0.01%	-	- AUD	6	39,049.37 AUD	1	- AUD	5	39,049.37 AUD
13.01% - 14.00%	5	0.05%	68,812.79 AUD	0.02%	1	24,551.11 AUD	4	44,261.68 AUD	3	42,274.68 AUD	2	26,538.11 AUD
14.01% - 15.00%	3	0.03%	34,131.55 AUD	0.01%	-	- AUD	3	34,131.55 AUD	1	7,123.46 AUD	2	27,008.09 AUD
15.01% - 16.00%	-	0.00%	- AUD	0.00%	-	- AUD	-	- AUD	-	- AUD	-	- AUD
> 16.00%	-	0.00%	- AUD	0.00%	-	- AUD	-	- AUD	-	- AUD	-	- AUD
Total	10,885	100.00%	292,050,711.71 AUD	100.00%	3,141	141,027,345.81 AUD	7,744	151,023,365.90 AUD	7,907	233,443,204.88 AUD	2,978	58,607,506.83 AUD

Statistics Interest Rate		
Minimum Interest Rate Debtor		1.40%
Maximum Interest Rate Debtor		14.99%
Weighted Average Interest Rate Debtor		5.91%

Pool Data V

Original Term

Total Portfolio					Product Type			
Length of Original Term (months)	Number of Contracts	Percentage of Contracts	Outstanding Discounted Receivables Balance	Percentage of Balance	Chattel Mortgage		Consumer Loan	
					Number of Contracts	Outstanding Discounted Receivables Balance	Number of Contracts	Outstanding Discounted Receivables Balance
0 - 11	-	0.00%	- AUD	0.00%	-	- AUD	-	- AUD
12 - 23	1	0.01%	3,582.76 AUD	0.00%	1	3,582.76 AUD	-	- AUD
24 - 35	54	0.50%	249,160.17 AUD	0.09%	34	217,070.33 AUD	20	32,089.84 AUD
36 - 47	1,117	10.26%	15,864,642.39 AUD	5.43%	790	12,980,477.54 AUD	327	2,884,164.85 AUD
48 - 59	1,711	15.72%	38,846,740.69 AUD	13.30%	1,122	29,036,818.77 AUD	589	9,809,921.92 AUD
60 - 71	7,483	68.75%	222,710,714.46 AUD	76.28%	4,937	166,289,986.00 AUD	2,546	56,420,728.46 AUD
> 71	519	4.77%	14,375,871.24 AUD	4.92%	-	- AUD	519	14,375,871.24 AUD
Total	10,885	100.00%	292,050,711.71 AUD	100.00%	6,884	208,527,935.40 AUD	4,001	83,522,776.31 AUD

Statistics Original Term	
Minimum Original Term in months	22
Maximum Original Term in months	84
Weighted Average Original Term month (by ODRB)	58.25

Remaining Term

Total Portfolio					Product Type			
Length of Remaining Term (months)	Number of Contracts	Percentage of Contracts	Outstanding Discounted Receivables Balance	Percentage of Balance	Chattel Mortgage		Consumer Loan	
					Number of Contracts	Outstanding Discounted Receivables Balance	Number of Contracts	Outstanding Discounted Receivables Balance
0 - 11	1,229	11.29%	14,894,705.10 AUD	5.10%	839	12,078,888.41 AUD	390	2,815,816.69 AUD
12 - 23	2,243	20.61%	49,973,702.31 AUD	17.11%	1,460	37,648,857.65 AUD	783	12,324,844.66 AUD
24 - 35	5,545	50.94%	162,551,763.14 AUD	55.66%	3,678	121,716,156.39 AUD	1,867	40,835,606.75 AUD
36 - 47	1,468	13.49%	52,166,332.66 AUD	17.86%	905	36,913,170.96 AUD	563	15,253,161.68 AUD
48 - 59	316	2.90%	9,722,070.32 AUD	3.33%	2	170,861.97 AUD	314	9,551,208.35 AUD
60 - 71	84	0.77%	2,742,138.18 AUD	0.94%	-	- AUD	84	2,742,138.18 AUD
> 71	-	0.00%	- AUD	0.00%	-	- AUD	-	- AUD
Total	10,885	100.00%	292,050,711.71 AUD	100.00%	6,884	208,527,935.40 AUD	4,001	83,522,776.31 AUD

Statistics Remaining Term	
Minimum Remaining Term in months	0
Maximum Remaining Term in months	69
Weighted Average Remaining Term in months (by ODRB)	29.95

Distribution by Seasoning

Total Portfolio					Product Type			
Seasoning (months)	Number of Contracts	Percentage of Contracts	Outstanding Discounted Receivables Balance	Percentage of Balance	Chattel Mortgage		Consumer Loan	
					Number of Contracts	Outstanding Discounted Receivables Balance	Number of Contracts	Outstanding Discounted Receivables Balance
0 - 11	3	0.03%	183,737.84 AUD	0.06%	3	183,737.84 AUD	-	- AUD
12 - 23	1,090	10.01%	32,843,998.28 AUD	11.25%	654	21,933,148.15 AUD	436	10,910,850.13 AUD
24 - 35	8,192	75.26%	228,187,492.60 AUD	78.13%	5,305	165,765,811.63 AUD	2,887	62,421,680.97 AUD
36 - 47	1,454	13.36%	29,570,790.03 AUD	10.13%	875	20,149,186.50 AUD	579	9,421,603.53 AUD
48 - 59	100	0.92%	953,312.40 AUD	0.33%	47	496,051.28 AUD	53	457,261.12 AUD
60 - 71	35	0.32%	264,705.04 AUD	0.09%	-	- AUD	35	264,705.04 AUD
> 71	11	0.10%	46,675.52 AUD	0.02%	-	- AUD	11	46,675.52 AUD
Total	10,885	100.00%	292,050,711.71 AUD	100.00%	6,884	208,527,935.40 AUD	4,001	83,522,776.31 AUD

Statistics Seasoning	
Minimum Seasoning in months	7
Maximum Seasoning in months	82
Weighted Average Seasoning Term in months (by ODRB)	28.35

Pool Data V

Original Term

Total Portfolio					Balloon				Vehicle Status			
Length of Original Term (months)	Number of Contracts	Percentage of Contracts	Outstanding Discounted Receivables Balance	Percentage of Balance	Balloon		No Balloon		New		Used	
					Number of Contracts	Outstanding Discounted Receivables Balance	Number of Contracts	Outstanding Discounted Receivables Balance	Number of Contracts	Outstanding Discounted Receivables Balance	Number of Contracts	Outstanding Discounted Receivables Balance
0 - 11	-	0.00%	- AUD	0.00%	-	- AUD	-	- AUD	-	- AUD	-	- AUD
12 - 23	1	0.01%	3,582.76 AUD	0.00%	-	- AUD	1	3,582.76 AUD	-	- AUD	1	3,582.76 AUD
24 - 35	54	0.50%	249,160.17 AUD	0.09%	5	85,756.99 AUD	49	163,403.18 AUD	-	- AUD	43	208,480.96 AUD
36 - 47	1,117	10.26%	15,864,642.39 AUD	5.43%	227	7,816,973.56 AUD	890	8,047,668.83 AUD	784	13,321,120.16 AUD	333	2,543,522.23 AUD
48 - 59	1,711	15.72%	38,846,740.69 AUD	13.30%	517	20,329,380.87 AUD	1,194	18,517,359.82 AUD	1,392	34,825,092.83 AUD	319	4,021,647.86 AUD
60 - 71	7,483	68.75%	222,710,714.46 AUD	76.28%	2,392	112,795,234.39 AUD	5,091	109,915,480.07 AUD	5,370	175,302,919.43 AUD	2,113	47,407,795.03 AUD
> 71	519	4.77%	14,375,871.24 AUD	4.92%	-	- AUD	519	14,375,871.24 AUD	350	9,953,393.25 AUD	169	4,422,477.99 AUD
Total	10,885	100.00%	292,050,711.71 AUD	100.00%	3,141	141,027,345.81 AUD	7,744	151,023,365.90 AUD	7,907	233,443,204.88 AUD	2,978	58,607,506.83 AUD

Statistics Original Term	
Minimum Original Term in months	22
Maximum Original Term in months	84
Weighted Average Original Term month (by ODRB)	58.25

Remaining Term

Total Portfolio					Balloon				Vehicle Status			
Length of Remaining Term (months)	Number of Contracts	Percentage of Contracts	Outstanding Discounted Receivables Balance	Percentage of Balance	Balloon		No Balloon		New		Used	
					Number of Contracts	Outstanding Discounted Receivables Balance	Number of Contracts	Outstanding Discounted Receivables Balance	Number of Contracts	Outstanding Discounted Receivables Balance	Number of Contracts	Outstanding Discounted Receivables Balance
0 - 11	1,229	11.29%	14,894,705.10 AUD	5.10%	285	8,328,459.43 AUD	944	6,566,245.67 AUD	878	12,857,742.31 AUD	351	2,036,962.79 AUD
12 - 23	2,243	20.61%	49,973,702.31 AUD	17.11%	648	26,106,023.01 AUD	1,595	23,867,679.30 AUD	1,701	43,061,919.06 AUD	542	6,911,783.25 AUD
24 - 35	5,545	50.94%	162,551,763.14 AUD	55.66%	1,750	81,347,002.99 AUD	3,795	81,204,760.15 AUD	4,031	128,811,198.06 AUD	1,514	33,740,565.08 AUD
36 - 47	1,468	13.49%	52,166,332.66 AUD	17.86%	457	25,115,927.33 AUD	1,011	27,050,405.33 AUD	1,011	39,667,568.72 AUD	457	12,498,763.94 AUD
48 - 59	316	2.90%	9,722,070.32 AUD	3.33%	1	129,933.05 AUD	315	9,592,137.27 AUD	230	7,239,216.63 AUD	86	2,482,853.69 AUD
60 - 71	84	0.77%	2,742,138.18 AUD	0.94%	-	- AUD	84	2,742,138.18 AUD	56	1,805,560.10 AUD	28	936,578.08 AUD
> 71	-	0.00%	- AUD	0.00%	-	- AUD	-	- AUD	-	- AUD	-	- AUD
Total	10,885	100.00%	292,050,711.71 AUD	100.00%	3,141	141,027,345.81 AUD	7,744	151,023,365.90 AUD	7,907	233,443,204.88 AUD	2,978	58,607,506.83 AUD

Statistics Remaining Term	
Minimum Remaining Term in months	0
Maximum Remaining Term in months	69
Weighted Average Remaining Term in months (by ODRB)	29.95

Distribution by Seasoning

Total Portfolio					Balloon				Vehicle Status			
Seasoning (months)	Number of Contracts	Percentage of Contracts	Outstanding Discounted Receivables Balance	Percentage of Balance	Balloon		No Balloon		New		Used	
					Number of Contracts	Outstanding Discounted Receivables Balance	Number of Contracts	Outstanding Discounted Receivables Balance	Number of Contracts	Outstanding Discounted Receivables Balance	Number of Contracts	Outstanding Discounted Receivables Balance
0 - 11	3	0.03%	183,737.84 AUD	0.06%	1	129,933.05 AUD	2	53,804.79 AUD	2	170,861.97 AUD	1	12,875.87 AUD
12 - 23	1,090	10.01%	32,843,998.28 AUD	11.25%	294	14,284,591.06 AUD	796	18,559,407.22 AUD	727	24,459,251.80 AUD	363	8,384,746.48 AUD
24 - 35	8,192	75.26%	228,187,492.60 AUD	78.13%	2,383	110,642,739.08 AUD	5,809	117,544,753.52 AUD	6,037	184,214,795.83 AUD	2,155	43,972,696.77 AUD
36 - 47	1,454	13.36%	29,570,790.03 AUD	10.13%	434	15,428,172.80 AUD	1,020	14,142,617.23 AUD	1,045	23,611,430.73 AUD	409	5,959,359.30 AUD
48 - 59	100	0.92%	953,312.40 AUD	0.33%	29	541,909.82 AUD	71	411,402.58 AUD	67	774,915.98 AUD	33	178,396.42 AUD
60 - 71	35	0.32%	264,705.04 AUD	0.09%	-	- AUD	35	264,705.04 AUD	23	188,801.72 AUD	12	75,903.32 AUD
> 71	11	0.10%	46,675.52 AUD	0.02%	-	- AUD	11	46,675.52 AUD	6	23,146.85 AUD	5	23,528.67 AUD
Total	10,885	100.00%	292,050,711.71 AUD	100.00%	3,141	141,027,345.81 AUD	7,744	151,023,365.90 AUD	7,907	233,443,204.88 AUD	2,978	58,607,506.83 AUD

Statistics Seasoning	
Minimum Seasoning in months	7
Maximum Seasoning in months	82
Weighted Average Seasoning Term in months (by ODRB)	28.35

Pool Data VI

Product Type

Total Portfolio					Balloon				Vehicle Status			
Product Type	Number of Contracts	Percentage of Contracts	Outstanding Discounted Receivables Balance	Percentage of Balance	Balloon		No Balloon		New		Used	
					Number of Contracts	Outstanding Discounted Receivables Balance	Number of Contracts	Outstanding Discounted Receivables Balance	Number of Contracts	Outstanding Discounted Receivables Balance	Number of Contracts	Outstanding Discounted Receivables Balance
Chattel Mortgage	6,884	63.24%	208,527,935.40 AUD	71.40%	2,490	117,459,195.28 AUD	4,394	91,068,740.12 AUD	5,197	171,110,646.45 AUD	1,687	37,417,288.95 AUD
Consumer Loan	4,001	36.76%	83,522,776.31 AUD	28.60%	651	23,568,150.53 AUD	3,350	59,954,625.78 AUD	2,710	62,332,558.43 AUD	1,291	21,190,217.88 AUD
Total	10,885	100.00%	292,050,711.71 AUD	100.00%	3,141	141,027,345.81 AUD	7,744	151,023,365.90 AUD	7,907	233,443,204.88 AUD	2,978	58,607,506.83 AUD

Vehicle Status

Total Portfolio					Product Type			
Type of Car	Number of Contracts	Percentage of Contracts	Outstanding Discounted Receivables Balance	Percentage of Balance	Chattel Mortgage		Consumer Loan	
					Number of Contracts	Outstanding Discounted Receivables Balance	Number of Contracts	Outstanding Discounted Receivables Balance
New Vehicles	7,907	72.64%	233,443,204.88 AUD	79.93%	5,197	171,110,646.45 AUD	2,710	62,332,558.43 AUD
Used Vehicles	2,978	27.36%	58,607,506.83 AUD	20.07%	1,687	37,417,288.95 AUD	1,291	21,190,217.88 AUD
Total	10,885	100.00%	292,050,711.71 AUD	100.00%	6,884	208,527,935.40 AUD	4,001	83,522,776.31 AUD

Balloon

Total Portfolio				
Balloon	Number of Contracts	Percentage of Contracts	Outstanding Discounted Receivables Balance	Percentage of Balance
Balloon	3,141	28.86%	141,027,345.81 AUD	48.29%
No Balloon	7,744	71.14%	151,023,365.90 AUD	51.71%
Total	10,885	100.00%	292,050,711.71 AUD	100.00%

Pool Data VII

Distribution by Vehicle Brand and Models

Total Portfolio						Product Type			
Make	Model	Number of Contracts	Percentage of Contracts	Outstanding Discounted Receivables Balance	Percentage of Balance	Chattel Mortgage		Consumer Loan	
						Number of Contracts	Outstanding Discounted Receivables Balance	Number of Contracts	Outstanding Discounted Receivables Balance
Volkswagen Group Vehicles									
AUDI	A1	41	0.38%	708,377.11 AUD	0.24%	20	322,015.15 AUD	21	386,361.96 AUD
	A3	203	1.86%	5,701,159.34 AUD	1.95%	88	2,896,443.61 AUD	115	2,804,715.73 AUD
	A4	99	0.91%	2,882,348.74 AUD	0.99%	60	2,025,914.11 AUD	39	856,434.63 AUD
	A5	60	0.55%	2,286,643.76 AUD	0.78%	41	1,737,505.62 AUD	19	549,138.14 AUD
	A6	23	0.21%	946,557.97 AUD	0.32%	16	800,208.24 AUD	7	146,349.73 AUD
	A7	10	0.09%	819,816.50 AUD	0.28%	10	819,816.50 AUD	-	- AUD
	A8	2	0.02%	84,338.40 AUD	0.03%	2	84,338.40 AUD	-	- AUD
	E-TRON	5	0.05%	427,035.92 AUD	0.15%	4	365,559.82 AUD	1	61,476.10 AUD
	Q2	80	0.73%	1,735,011.75 AUD	0.59%	30	737,086.34 AUD	50	997,925.41 AUD
	Q3	226	2.08%	6,577,152.68 AUD	2.25%	122	3,851,951.99 AUD	104	2,725,200.69 AUD
	Q5	239	2.20%	8,750,834.09 AUD	3.00%	165	6,159,133.38 AUD	74	2,591,700.71 AUD
	Q7	185	1.70%	9,904,116.29 AUD	3.39%	148	8,240,182.75 AUD	37	1,663,933.54 AUD
	Q8	18	0.17%	1,362,743.47 AUD	0.47%	16	1,277,887.35 AUD	2	84,856.12 AUD
	R8	6	0.06%	757,045.03 AUD	0.26%	6	757,045.03 AUD	-	- AUD
	TT	5	0.05%	186,774.16 AUD	0.06%	3	149,042.98 AUD	2	37,731.18 AUD
	SubTotal	1,202	11.04%	43,129,955.21 AUD	14.77%	731	30,224,131.27 AUD	471	12,905,823.94 AUD
BENTLEY	BENTAYGA	2	0.02%	447,856.86 AUD	0.15%	2	447,856.86 AUD	-	- AUD
	CONTINENTAL	3	0.03%	400,535.30 AUD	0.14%	3	400,535.30 AUD	-	- AUD
	SubTotal	5	0.05%	848,392.16 AUD	0.29%	5	848,392.16 AUD	-	- AUD
LAMBORGHINI	AVENTADOR	-	0.00%	- AUD	0.00%	-	- AUD	-	- AUD
	HURACAN	-	0.00%	- AUD	0.00%	-	- AUD	-	- AUD
	URUS	2	0.02%	538,991.35 AUD	0.18%	1	307,271.16 AUD	1	231,720.19 AUD
	SubTotal	2	0.02%	538,991.35 AUD	0.18%	1	307,271.16 AUD	1	231,720.19 AUD
PORSCHE	BOXSTER	7	0.06%	712,550.06 AUD	0.24%	7	712,550.06 AUD	-	- AUD
	CARRERA / 911	18	0.17%	3,109,084.42 AUD	1.06%	17	3,015,068.31 AUD	1	94,016.11 AUD
	CAYENNE	71	0.65%	5,638,524.12 AUD	1.93%	65	5,326,526.97 AUD	6	311,997.15 AUD
	CAYMAN	1	0.01%	68,322.83 AUD	0.02%	-	- AUD	1	68,322.83 AUD
	MACAN	93	0.85%	5,918,332.28 AUD	2.03%	87	5,486,867.40 AUD	6	431,464.88 AUD
	PANAMERA	-	0.00%	- AUD	0.00%	-	- AUD	-	- AUD
	TAYCAN	13	0.12%	2,032,898.40 AUD	0.70%	13	2,032,898.40 AUD	-	- AUD
	SubTotal	203	1.86%	17,479,712.11 AUD	5.99%	189	16,573,911.14 AUD	14	905,800.97 AUD
SKODA	FABIA	34	0.31%	381,221.94 AUD	0.13%	8	116,183.51 AUD	26	265,038.43 AUD
	KAROQ	47	0.43%	883,710.07 AUD	0.30%	16	286,023.30 AUD	31	597,686.77 AUD
	KODIAQ	92	0.85%	2,362,435.44 AUD	0.81%	36	998,590.78 AUD	56	1,363,844.66 AUD
	KAMIQ	63	0.58%	1,078,890.56 AUD	0.37%	16	236,118.96 AUD	47	842,771.60 AUD
	SCALA	38	0.35%	610,206.93 AUD	0.21%	11	202,332.00 AUD	27	407,874.93 AUD
	OCTAVIA	87	0.80%	1,637,970.68 AUD	0.56%	20	365,783.06 AUD	67	1,272,187.62 AUD
	RAPID	1	0.01%	2,581.47 AUD	0.00%	-	- AUD	1	2,581.47 AUD
	SUPERB	19	0.17%	497,198.02 AUD	0.17%	11	307,631.10 AUD	8	189,566.92 AUD
	SubTotal	381	3.50%	7,454,215.11 AUD	2.55%	118	2,512,662.71 AUD	263	4,941,552.40 AUD
VOLKSWAGEN	AMAROK	636	5.84%	15,719,359.74 AUD	5.38%	488	12,417,259.58 AUD	148	3,302,100.16 AUD
	ARTEON	6	0.06%	190,868.92 AUD	0.07%	2	69,609.74 AUD	4	121,259.18 AUD
	CADDY	79	0.73%	1,236,083.96 AUD	0.42%	75	1,202,981.63 AUD	4	33,102.33 AUD
	CARAVELLE	1	0.01%	44,787.12 AUD	0.02%	1	44,787.12 AUD	-	- AUD
	CRAFTER	115	1.06%	2,701,050.47 AUD	0.92%	113	2,651,889.46 AUD	2	49,161.01 AUD
	GOLF	326	2.99%	4,984,946.27 AUD	1.71%	123	2,120,623.55 AUD	203	2,864,322.72 AUD
	JETTA	4	0.04%	15,552.24 AUD	0.01%	1	376.41 AUD	3	15,175.83 AUD
	MULTIVAN	33	0.30%	1,051,398.66 AUD	0.36%	20	734,012.07 AUD	13	317,386.59 AUD
	NEW BEETLE	3	0.03%	27,296.31 AUD	0.01%	1	11,399.07 AUD	2	15,897.24 AUD
	PASSAT	32	0.29%	662,823.53 AUD	0.23%	14	230,391.85 AUD	18	432,431.68 AUD
	POLO	138	1.27%	1,565,231.63 AUD	0.54%	41	484,953.19 AUD	97	1,080,278.44 AUD
	SCIROCCO	1	0.01%	16,738.23 AUD	0.01%	-	- AUD	1	16,738.23 AUD
	T-CROSS	144	1.32%	2,334,333.43 AUD	0.80%	42	688,941.76 AUD	102	1,645,391.67 AUD
	T-ROC	91	0.84%	1,863,222.84 AUD	0.64%	29	622,013.61 AUD	62	1,241,209.23 AUD
	TIGUAN	458	4.21%	10,137,184.89 AUD	3.47%	215	5,256,067.23 AUD	243	4,881,117.66 AUD
	TOUAREG	71	0.65%	3,234,088.92 AUD	1.11%	55	2,627,093.63 AUD	16	606,995.29 AUD

Pool Data VII

Distribution by Vehicle Brand and Models

Total Portfolio						Balloon				Vehicle Status			
Make	Model	Number of Contracts	Percentage of Contracts	Outstanding Discounted Receivables Balance	Percentage of Balance	Balloon		No Balloon		New		Used	
						Number of Contracts	Outstanding Discounted Receivables Balance	Number of Contracts	Outstanding Discounted Receivables Balance	Number of Contracts	Outstanding Discounted Receivables Balance	Number of Contracts	Outstanding Discounted Receivables Balance
Volkswagen Group Vehicles													
AUDI	A1	41	0.38%	708,377.11 AUD	0.24%	11	312,371.58 AUD	30	396,005.53 AUD	23	541,884.91 AUD	18	166,492.20 AUD
	A3	203	1.86%	5,701,159.34 AUD	1.95%	79	3,180,556.10 AUD	124	2,520,603.24 AUD	133	4,294,299.27 AUD	70	1,406,860.07 AUD
	A4	99	0.91%	2,882,348.74 AUD	0.99%	39	1,609,858.81 AUD	60	1,272,489.93 AUD	65	2,327,726.11 AUD	34	554,622.63 AUD
	A5	60	0.55%	2,266,643.76 AUD	0.78%	29	1,514,459.92 AUD	31	772,183.84 AUD	42	1,910,151.39 AUD	18	376,492.37 AUD
	A6	23	0.21%	946,557.97 AUD	0.32%	8	507,903.94 AUD	15	438,654.03 AUD	11	666,848.45 AUD	12	279,709.52 AUD
	A7	10	0.09%	819,816.50 AUD	0.28%	9	795,601.70 AUD	1	24,214.80 AUD	8	757,426.17 AUD	2	62,390.33 AUD
	A8	2	0.02%	84,338.40 AUD	0.03%	-	- AUD	2	84,338.40 AUD	2	84,338.40 AUD	-	- AUD
	E-TRON	5	0.05%	427,035.92 AUD	0.15%	4	382,961.75 AUD	1	44,074.17 AUD	5	427,035.92 AUD	-	- AUD
	Q2	80	0.73%	1,735,011.75 AUD	0.59%	33	922,905.80 AUD	47	812,105.95 AUD	60	1,421,684.93 AUD	20	313,326.82 AUD
	Q3	226	2.08%	6,577,152.68 AUD	2.25%	90	3,532,143.45 AUD	136	3,045,009.23 AUD	192	6,044,496.12 AUD	34	532,656.56 AUD
	Q5	239	2.20%	8,750,834.09 AUD	3.00%	123	5,804,917.34 AUD	116	2,945,916.75 AUD	173	7,149,750.41 AUD	66	1,601,083.68 AUD
	Q7	185	1.70%	9,904,116.29 AUD	3.39%	97	6,883,098.92 AUD	88	3,021,017.37 AUD	119	7,780,500.64 AUD	66	2,123,615.65 AUD
	Q8	18	0.17%	1,362,743.47 AUD	0.47%	10	938,914.12 AUD	8	423,829.35 AUD	16	1,242,177.97 AUD	2	120,565.50 AUD
	R8	6	0.06%	757,045.03 AUD	0.26%	5	701,276.71 AUD	1	55,768.32 AUD	3	497,376.52 AUD	3	259,668.51 AUD
	TT	5	0.05%	186,774.16 AUD	0.06%	2	129,401.17 AUD	3	57,372.99 AUD	1	100,968.99 AUD	4	85,805.17 AUD
	SubTotal	1,202	11.04%	43,129,955.21 AUD	14.77%	539	27,216,371.31 AUD	663	15,913,583.90 AUD	853	35,246,666.20 AUD	349	7,883,289.01 AUD
BENTLEY	BENTAYGA	2	0.02%	447,856.86 AUD	0.15%	2	447,856.86 AUD	-	- AUD	1	274,999.51 AUD	1	172,857.35 AUD
	CONTINENTAL	3	0.03%	400,535.30 AUD	0.14%	1	165,507.58 AUD	2	235,027.72 AUD	1	- AUD	3	400,535.30 AUD
	SubTotal	5	0.05%	848,392.16 AUD	0.29%	3	613,364.44 AUD	2	235,027.72 AUD	4	274,999.51 AUD	4	573,392.65 AUD
LAMBORGHINI	AVENTADOR	-	0.00%	- AUD	0.00%	-	- AUD	-	- AUD	-	- AUD	-	- AUD
	HURACAN	-	0.00%	- AUD	0.00%	-	- AUD	-	- AUD	-	- AUD	-	- AUD
	URUS	2	0.02%	538,991.35 AUD	0.18%	2	538,991.35 AUD	-	- AUD	2	538,991.35 AUD	-	- AUD
	SubTotal	2	0.02%	538,991.35 AUD	0.18%	2	538,991.35 AUD	-	- AUD	2	538,991.35 AUD	-	- AUD
PORSCHE	BOXSTER	7	0.06%	712,550.06 AUD	0.24%	6	669,754.29 AUD	1	42,795.77 AUD	6	669,754.29 AUD	1	42,795.77 AUD
	CARRERA / 911	18	0.17%	3,109,084.42 AUD	1.06%	16	3,040,369.42 AUD	2	68,715.00 AUD	13	2,614,093.47 AUD	5	494,990.95 AUD
	CAYENNE	71	0.65%	5,638,524.12 AUD	1.93%	51	4,767,849.71 AUD	20	870,674.41 AUD	60	5,121,027.00 AUD	11	517,497.12 AUD
	CAYMAN	1	0.01%	68,322.83 AUD	0.02%	-	- AUD	1	68,322.83 AUD	-	- AUD	1	68,322.83 AUD
	MACAN	93	0.85%	5,918,332.28 AUD	2.03%	66	4,758,761.50 AUD	27	1,159,570.78 AUD	79	5,356,535.40 AUD	14	561,796.88 AUD
	PANAMERA	-	0.00%	- AUD	0.00%	-	- AUD	-	- AUD	-	- AUD	-	- AUD
	TAYCAN	13	0.12%	2,032,898.40 AUD	0.70%	13	2,032,898.40 AUD	-	- AUD	13	2,032,898.40 AUD	-	- AUD
	SubTotal	203	1.86%	17,479,712.11 AUD	5.99%	152	15,269,633.32 AUD	51	2,210,078.79 AUD	171	15,784,308.56 AUD	32	1,685,403.55 AUD
SKODA	FABIA	34	0.31%	381,221.94 AUD	0.13%	1	19,173.04 AUD	33	362,048.90 AUD	31	367,523.76 AUD	3	13,698.18 AUD
	KAROQ	47	0.43%	883,710.07 AUD	0.30%	7	159,018.05 AUD	40	724,692.02 AUD	47	883,710.07 AUD	-	- AUD
	KODIAQ	92	0.85%	2,362,435.44 AUD	0.81%	23	764,674.94 AUD	69	1,597,760.50 AUD	85	2,233,628.41 AUD	7	128,807.03 AUD
	KAMIQ	63	0.58%	1,078,890.56 AUD	0.37%	5	120,295.72 AUD	58	958,594.84 AUD	63	1,078,890.56 AUD	-	- AUD
	SCALA	38	0.35%	610,206.93 AUD	0.21%	8	164,712.59 AUD	30	445,494.34 AUD	38	610,206.93 AUD	-	- AUD
	OCTAVIA	87	0.80%	1,637,970.68 AUD	0.56%	24	712,852.48 AUD	63	925,118.20 AUD	80	1,544,951.35 AUD	7	93,019.33 AUD
	RAPID	1	0.01%	2,581.47 AUD	0.00%	-	- AUD	1	2,581.47 AUD	1	2,581.47 AUD	-	- AUD
	SUPERB	19	0.17%	497,198.02 AUD	0.17%	8	295,481.87 AUD	11	201,716.15 AUD	15	445,941.74 AUD	4	51,256.28 AUD
	SubTotal	381	3.50%	7,454,215.11 AUD	2.55%	76	2,236,208.69 AUD	305	5,218,006.42 AUD	360	7,167,434.29 AUD	21	286,780.82 AUD
VOLKSWAGEN	AMAROK	636	5.84%	15,719,359.74 AUD	5.38%	236	8,128,086.02 AUD	400	7,591,273.72 AUD	528	13,513,773.01 AUD	108	2,205,586.73 AUD
	ARTEON	6	0.06%	190,868.92 AUD	0.07%	5	172,196.09 AUD	1	18,672.83 AUD	2	62,130.24 AUD	4	128,738.68 AUD
	CADDY	79	0.73%	1,236,083.96 AUD	0.42%	19	453,888.49 AUD	60	782,195.47 AUD	65	1,065,500.28 AUD	14	170,583.68 AUD
	CARAVELLE	1	0.01%	44,787.12 AUD	0.02%	-	- AUD	1	44,787.12 AUD	1	44,787.12 AUD	-	- AUD
	CRAFTER	115	1.06%	2,701,050.47 AUD	0.92%	35	1,200,697.05 AUD	80	1,500,353.42 AUD	113	2,667,127.65 AUD	2	33,922.82 AUD
	GOLF	326	2.99%	4,984,946.27 AUD	1.71%	83	1,994,979.75 AUD	243	2,989,966.52 AUD	220	3,790,764.62 AUD	106	1,194,181.65 AUD
	JETTA	4	0.04%	15,552.24 AUD	0.01%	-	- AUD	4	15,552.24 AUD	-	- AUD	4	15,552.24 AUD
	MULTIVAN	33	0.30%	1,051,398.66 AUD	0.36%	11	501,797.08 AUD	22	549,601.58 AUD	23	818,744.56 AUD	10	232,654.10 AUD
	NEW BEETLE	3	0.03%	27,296.31 AUD	0.01%	-	- AUD	3	27,296.31 AUD	-	- AUD	3	27,296.31 AUD
	PASSAT	32	0.29%	662,823.53 AUD	0.23%	11	348,598.62 AUD	21	314,224.91 AUD	17	495,825.20 AUD	15	166,998.33 AUD
	POLO	138	1.27%	1,565,231.63 AUD	0.54%	19	340,091.18 AUD	119	1,225,140.45 AUD	121	1,477,224.86 AUD	17	88,006.77 AUD
	SCIROCCO	1	0.01%	16,738.23 AUD	0.01%	-	- AUD	1	16,738.23 AUD	-	- AUD	1	16,738.23 AUD
	T-CROSS	144	1.32%	2,334,333.43 AUD	0.80%	22	463,767.82 AUD	122	1,870,565.61 AUD	144	2,334,333.43 AUD	-	- AUD
	T-ROC	91	0.84%	1,863,222.84 AUD	0.64%	19	514,625.72 AUD	72	1,348,597.12 AUD	91	1,863,222.84 AUD	-	- AUD
	TIGUAN	458	4.21%	10,137,184.89 AUD	3.47%	136	4,155,399.02 AUD	322	5,981,785.87 AUD	400	9,198,616.26 AUD	58	938,568.63 AUD
	TOUAREG	71	0.65%	3,234,088.92 AUD	1.11%	33	2,068,704.14 AUD	38	1,165,384.78 AUD	54	2,903,111.75 AUD	17	330,977.17 AUD

Pool Data VII

Distribution by Vehicle Brand and Models

Total Portfolio						Product Type			
Make	Model	Number of Contracts	Percentage of Contracts	Outstanding Discounted Receivables Balance	Percentage of Balance	Chattel Mortgage		Consumer Loan	
						Number of Contracts	Outstanding Discounted Receivables Balance	Number of Contracts	Outstanding Discounted Receivables Balance
	TRANSPORTER	91	0.84%	2,584,418.72 AUD	0.88%	78	2,136,565.14 AUD	13	447,853.58 AUD
	UP!	-	0.00%	- AUD	0.00%	-	- AUD	-	- AUD
	SubTotal	2,229	20.48%	48,369,385.88 AUD	16.56%	1,298	31,298,965.04 AUD	931	17,070,420.84 AUD
Volkswagen Group Vehicles	SubTotal	4,022	36.95%	117,820,651.82 AUD	40.34%	2,342	81,765,333.48 AUD	1,680	36,055,318.34 AUD

Pool Data VII

Distribution by Vehicle Brand and Models

Total Portfolio						Balloon				Vehicle Status			
Make	Model	Number of Contracts	Percentage of Contracts	Outstanding Discounted Receivables Balance	Percentage of Balance	Balloon		No Balloon		New		Used	
						Number of Contracts	Outstanding Discounted Receivables Balance	Number of Contracts	Outstanding Discounted Receivables Balance	Number of Contracts	Outstanding Discounted Receivables Balance	Number of Contracts	Outstanding Discounted Receivables Balance
	TRANSPORTER	91	0.84%	2,584,418.72 AUD	0.88%	35	1,232,661.31 AUD	56	1,351,757.41 AUD	79	2,368,380.47 AUD	12	216,038.25 AUD
	UP!	-	0.00%	- AUD	0.00%	-	- AUD	-	- AUD	-	- AUD	-	- AUD
	SubTotal	2,229	20.48%	48,369,385.88 AUD	16.56%	664	21,575,492.29 AUD	1,565	26,793,893.59 AUD	1,858	42,603,542.29 AUD	371	5,765,843.59 AUD
Volkswagen Group Vehicles	SubTotal	4,022	36.95%	117,820,651.82 AUD	40.34%	1,436	67,450,061.40 AUD	2,586	50,370,590.42 AUD	3,245	101,625,942.20 AUD	777	16,194,709.62 AUD

Pool Data VII

Distribution by Vehicle Brand and Models

Total Portfolio						Product Type			
Make	Model	Number of Contracts	Percentage of Contracts	Outstanding Discounted Receivables Balance	Percentage of Balance	Chattel Mortgage		Consumer Loan	
						Number of Contracts	Outstanding Discounted Receivables Balance	Number of Contracts	Outstanding Discounted Receivables Balance
Other Vehicles									
ABARTH		13	0.12%	266,622.37 AUD	0.09%	10	202,627.20 AUD	3	63,995.17 AUD
ALFA ROMEO		27	0.25%	869,212.43 AUD	0.30%	14	404,156.23 AUD	13	465,056.20 AUD
ASTON MARTIN		6	0.06%	842,848.67 AUD	0.29%	6	842,848.67 AUD	-	- AUD
BMW		115	1.06%	4,290,232.02 AUD	1.47%	91	3,661,835.21 AUD	24	628,396.81 AUD
CHEVROLET		22	0.20%	1,371,280.26 AUD	0.47%	20	1,238,050.59 AUD	2	133,229.67 AUD
CHRYSLER		5	0.05%	116,464.52 AUD	0.04%	2	80,283.13 AUD	3	36,181.39 AUD
CITROEN		3	0.03%	33,626.30 AUD	0.01%	3	33,626.30 AUD	-	- AUD
DODGE		2	0.02%	9,873.78 AUD	0.00%	1	2,335.58 AUD	1	7,538.20 AUD
FERRARI		1	0.01%	160,927.92 AUD	0.06%	-	- AUD	1	160,927.92 AUD
FIAT		12	0.11%	161,271.63 AUD	0.06%	9	125,025.94 AUD	3	36,245.69 AUD
FORD		743	6.83%	20,605,480.49 AUD	7.06%	583	16,884,603.89 AUD	160	3,720,876.60 AUD
GENESIS		3	0.03%	171,979.32 AUD	0.06%	3	171,979.32 AUD	-	- AUD
GM		1	0.01%	61,323.51 AUD	0.02%	1	61,323.51 AUD	-	- AUD
GREAT WALL		13	0.12%	152,572.53 AUD	0.05%	9	109,313.89 AUD	4	43,258.64 AUD
GWM		49	0.45%	1,087,471.07 AUD	0.37%	36	760,954.08 AUD	13	326,516.99 AUD
HAVAL		52	0.48%	903,333.14 AUD	0.31%	29	470,794.44 AUD	23	432,538.70 AUD
HINO		1	0.01%	37,453.88 AUD	0.01%	1	37,453.88 AUD	-	- AUD
HOLDEN		235	2.16%	3,751,680.49 AUD	1.28%	125	2,051,351.81 AUD	110	1,700,328.68 AUD
HONDA		200	1.84%	3,372,090.87 AUD	1.15%	107	1,986,278.02 AUD	93	1,385,812.85 AUD
HYUNDAI		542	4.98%	9,324,623.82 AUD	3.19%	287	5,265,435.72 AUD	255	4,059,188.10 AUD
INFINITI		1	0.01%	15,160.88 AUD	0.01%	1	15,160.88 AUD	-	- AUD
ISUZU		238	2.19%	6,316,858.38 AUD	2.16%	167	4,330,412.49 AUD	71	1,986,445.89 AUD
JAGUAR		69	0.63%	2,901,034.93 AUD	0.99%	50	2,277,389.99 AUD	19	623,644.94 AUD
JEEP		115	1.06%	3,203,735.81 AUD	1.10%	78	2,402,157.72 AUD	37	801,578.09 AUD
KIA		319	2.93%	5,908,571.17 AUD	2.02%	190	3,930,532.09 AUD	129	1,978,039.08 AUD
LAND ROVER		480	4.41%	26,316,392.86 AUD	9.01%	364	21,388,430.66 AUD	116	4,927,962.20 AUD
LDV		205	1.88%	3,947,616.71 AUD	1.35%	179	3,382,539.65 AUD	26	565,077.06 AUD
LEXUS		10	0.09%	296,056.56 AUD	0.10%	10	296,056.56 AUD	-	- AUD
MAHINDRA		2	0.02%	12,305.69 AUD	0.00%	2	12,305.69 AUD	-	- AUD
MASERATI		19	0.17%	1,845,188.12 AUD	0.63%	17	1,722,011.44 AUD	2	123,176.68 AUD
MAZDA		460	4.23%	9,188,117.76 AUD	3.15%	294	6,414,778.60 AUD	166	2,773,339.16 AUD
MERCEDES-BENZ		266	2.44%	9,955,556.43 AUD	3.41%	220	8,588,674.16 AUD	46	1,366,882.27 AUD
MG		189	1.74%	2,633,342.73 AUD	0.90%	73	937,021.28 AUD	116	1,696,321.45 AUD
MINI		11	0.10%	286,669.21 AUD	0.10%	9	219,665.25 AUD	2	67,003.96 AUD
MITSUBISHI		700	6.43%	13,261,377.29 AUD	4.54%	392	7,460,157.36 AUD	308	5,801,219.93 AUD
NISSAN		318	2.92%	6,942,475.31 AUD	2.38%	214	5,071,087.23 AUD	104	1,871,388.08 AUD
OPEL		1	0.01%	8,389.18 AUD	0.00%	-	- AUD	1	8,389.18 AUD
PEUGEOT		58	0.53%	1,274,023.84 AUD	0.44%	46	940,860.47 AUD	12	333,163.37 AUD
RAM		1	0.01%	81,839.06 AUD	0.03%	1	81,839.06 AUD	-	- AUD
RENAULT		133	1.22%	3,032,284.06 AUD	1.04%	117	2,709,992.42 AUD	16	322,291.64 AUD
ROLLS-ROYCE		1	0.01%	107,611.04 AUD	0.04%	1	107,611.04 AUD	-	- AUD
SSANGYONG		25	0.23%	565,055.17 AUD	0.19%	17	357,751.39 AUD	8	207,303.78 AUD
SUBARU		323	2.97%	6,315,161.24 AUD	2.16%	171	3,438,710.51 AUD	152	2,876,450.73 AUD
SUZUKI		117	1.07%	1,481,164.08 AUD	0.51%	38	490,008.95 AUD	79	991,155.13 AUD
TESLA		15	0.14%	679,290.58 AUD	0.23%	15	679,290.58 AUD	-	- AUD
TOYOTA		591	5.43%	14,323,311.97 AUD	4.90%	437	11,052,810.78 AUD	154	3,270,501.19 AUD
VOLVO		151	1.39%	5,741,100.81 AUD	1.97%	102	4,065,068.26 AUD	49	1,676,032.55 AUD
Other Vehicles	SubTotal	6,863	63.05%	174,230,059.89 AUD	59.66%	4,542	126,762,601.92 AUD	2,321	47,467,457.97 AUD
Total		10,885	100.00%	292,050,711.71 AUD	100.00%	6,884	208,527,935.40 AUD	4,001	83,522,776.31 AUD

Pool Data VII

Distribution by Vehicle Brand and Models

Total Portfolio						Balloon				Vehicle Status			
Make	Model	Number of Contracts	Percentage of Contracts	Outstanding Discounted Receivables Balance	Percentage of Balance	Balloon		No Balloon		New		Used	
						Number of Contracts	Outstanding Discounted Receivables Balance	Number of Contracts	Outstanding Discounted Receivables Balance	Number of Contracts	Outstanding Discounted Receivables Balance	Number of Contracts	Outstanding Discounted Receivables Balance
Other Vehicles													
ABARTH		13	0.12%	266,622.37 AUD	0.09%	8	185,843.46 AUD	5	80,778.91 AUD	8	185,843.46 AUD	5	80,778.91 AUD
ALFA ROMEO		27	0.25%	869,212.43 AUD	0.30%	17	662,594.40 AUD	10	206,618.03 AUD	21	714,984.37 AUD	6	154,228.06 AUD
ASTON MARTIN		6	0.06%	842,848.67 AUD	0.29%	5	805,996.45 AUD	1	36,852.22 AUD	2	441,729.46 AUD	4	401,119.21 AUD
BMW		115	1.06%	4,290,232.02 AUD	1.47%	53	2,803,617.83 AUD	62	1,486,614.19 AUD	52	2,545,562.71 AUD	63	1,744,669.31 AUD
CHEVROLET		22	0.20%	1,371,280.26 AUD	0.47%	13	901,624.52 AUD	9	469,655.74 AUD	21	1,315,173.39 AUD	1	56,106.87 AUD
CHRYSLER		5	0.05%	116,464.52 AUD	0.04%	1	51,705.00 AUD	4	64,759.52 AUD	2	80,283.13 AUD	3	36,181.39 AUD
CITROEN		3	0.03%	33,626.30 AUD	0.01%	1	3,937.01 AUD	2	29,689.29 AUD	1	17,232.93 AUD	2	16,393.37 AUD
DODGE		2	0.02%	9,873.78 AUD	0.00%	-	- AUD	2	9,873.78 AUD	-	- AUD	2	9,873.78 AUD
FERRARI		1	0.01%	160,927.92 AUD	0.06%	1	160,927.92 AUD	-	- AUD	-	- AUD	1	160,927.92 AUD
FIAT		12	0.11%	161,271.63 AUD	0.06%	3	66,316.51 AUD	9	94,955.12 AUD	8	117,996.01 AUD	4	43,275.62 AUD
FORD		743	6.83%	20,605,480.49 AUD	7.06%	205	7,765,068.20 AUD	538	12,840,412.29 AUD	503	15,677,284.62 AUD	240	4,928,195.87 AUD
GENESIS		3	0.03%	171,979.32 AUD	0.06%	2	132,225.83 AUD	1	39,753.49 AUD	3	171,979.32 AUD	-	- AUD
GM		1	0.01%	61,323.51 AUD	0.02%	1	61,323.51 AUD	-	- AUD	1	61,323.51 AUD	-	- AUD
GREAT WALL		13	0.12%	152,572.53 AUD	0.05%	1	23,255.99 AUD	12	129,316.54 AUD	12	144,386.14 AUD	1	8,186.39 AUD
GWM		49	0.45%	1,087,471.07 AUD	0.37%	8	206,855.80 AUD	41	880,615.27 AUD	49	1,087,471.07 AUD	-	- AUD
HAVAL		52	0.48%	903,333.14 AUD	0.31%	3	82,817.47 AUD	49	820,515.67 AUD	52	903,333.14 AUD	-	- AUD
HINO		1	0.01%	37,453.88 AUD	0.01%	1	37,453.88 AUD	-	- AUD	1	37,453.88 AUD	-	- AUD
HOLDEN		235	2.16%	3,751,680.49 AUD	1.28%	18	431,155.65 AUD	217	3,320,524.84 AUD	53	977,170.98 AUD	182	2,774,509.51 AUD
HONDA		200	1.84%	3,372,090.87 AUD	1.15%	30	798,201.11 AUD	170	2,573,889.76 AUD	148	2,746,245.38 AUD	52	625,845.49 AUD
HYUNDAI		542	4.98%	9,324,623.82 AUD	3.19%	81	2,176,587.34 AUD	461	7,148,036.48 AUD	380	7,393,893.14 AUD	162	1,930,730.68 AUD
INFINITI		1	0.01%	15,160.88 AUD	0.01%	-	- AUD	1	15,160.88 AUD	-	- AUD	1	15,160.88 AUD
ISUZU		238	2.19%	6,316,858.38 AUD	2.16%	49	1,631,663.34 AUD	189	4,685,195.04 AUD	197	5,579,767.12 AUD	41	737,091.26 AUD
JAGUAR		69	0.63%	2,901,034.93 AUD	0.99%	41	2,148,600.64 AUD	28	752,434.29 AUD	48	2,264,961.55 AUD	21	636,073.38 AUD
JEEP		115	1.06%	3,203,735.81 AUD	1.10%	30	1,345,042.35 AUD	85	1,858,693.46 AUD	65	2,287,444.84 AUD	50	916,290.97 AUD
KIA		319	2.93%	5,908,571.17 AUD	2.02%	57	1,757,932.47 AUD	262	4,150,638.70 AUD	247	4,946,145.44 AUD	72	962,425.73 AUD
LAND ROVER		480	4.41%	26,316,392.86 AUD	9.01%	280	19,399,290.26 AUD	200	6,917,102.60 AUD	354	21,610,802.59 AUD	126	4,705,590.27 AUD
LDV		205	1.88%	3,947,616.71 AUD	1.35%	40	985,086.60 AUD	165	2,962,530.11 AUD	200	3,878,024.14 AUD	5	69,592.57 AUD
LEXUS		10	0.09%	296,056.56 AUD	0.10%	6	212,708.35 AUD	4	83,348.21 AUD	5	170,720.77 AUD	5	125,335.79 AUD
MAHINDRA		2	0.02%	12,305.69 AUD	0.00%	-	- AUD	2	12,305.69 AUD	-	- AUD	-	- AUD
MASERATI		19	0.17%	1,845,188.12 AUD	0.63%	15	1,630,726.59 AUD	4	214,461.53 AUD	16	1,620,457.03 AUD	3	224,731.09 AUD
MAZDA		460	4.23%	9,188,117.76 AUD	3.15%	104	3,259,911.53 AUD	356	5,928,206.23 AUD	326	7,430,555.47 AUD	134	1,757,562.29 AUD
MERCEDES-BENZ		266	2.44%	9,955,556.43 AUD	3.41%	101	5,309,213.94 AUD	165	4,646,342.49 AUD	127	6,277,353.65 AUD	139	3,678,202.78 AUD
MG		189	1.74%	2,633,342.73 AUD	0.90%	13	293,449.26 AUD	176	2,339,893.47 AUD	183	2,560,118.72 AUD	6	73,224.01 AUD
MINI		11	0.10%	286,669.21 AUD	0.10%	5	168,177.64 AUD	6	118,491.57 AUD	5	192,002.80 AUD	6	94,666.41 AUD
MITSUBISHI		700	6.43%	13,261,377.29 AUD	4.54%	99	2,825,040.18 AUD	601	10,436,337.11 AUD	515	10,638,849.12 AUD	185	2,622,528.17 AUD
NISSAN		318	2.92%	6,942,475.31 AUD	2.38%	58	1,900,393.38 AUD	260	5,042,081.93 AUD	184	4,989,310.20 AUD	134	1,953,165.11 AUD
OPEL		1	0.01%	8,389.18 AUD	0.00%	-	- AUD	1	8,389.18 AUD	-	- AUD	1	8,389.18 AUD
PEUGEOT		58	0.53%	1,274,023.84 AUD	0.44%	18	561,114.09 AUD	40	712,909.75 AUD	55	1,233,935.16 AUD	3	40,088.68 AUD
RAM		1	0.01%	81,839.06 AUD	0.03%	1	81,839.06 AUD	-	- AUD	-	- AUD	1	81,839.06 AUD
RENAULT		133	1.22%	3,032,284.06 AUD	1.04%	47	1,381,379.86 AUD	86	1,650,904.20 AUD	114	2,703,307.16 AUD	19	328,976.90 AUD
ROLLS-ROYCE		1	0.01%	107,611.04 AUD	0.04%	-	- AUD	1	107,611.04 AUD	-	- AUD	1	107,611.04 AUD
SSANGYONG		25	0.23%	565,055.17 AUD	0.19%	5	147,937.26 AUD	20	417,117.91 AUD	24	530,676.32 AUD	1	34,378.85 AUD
SUBARU		323	2.97%	6,315,161.24 AUD	2.16%	74	2,056,145.81 AUD	249	4,259,015.43 AUD	240	5,193,715.30 AUD	83	1,121,445.94 AUD
SUZUKI		117	1.07%	1,481,164.08 AUD	0.51%	6	95,119.50 AUD	111	1,386,044.58 AUD	90	1,238,717.27 AUD	27	242,446.81 AUD
TESLA		15	0.14%	679,290.58 AUD	0.23%	9	460,836.97 AUD	6	218,453.61 AUD	15	679,290.58 AUD	-	- AUD
TOYOTA		591	5.43%	14,323,311.97 AUD	4.90%	109	4,509,001.01 AUD	482	9,814,310.96 AUD	205	6,038,361.23 AUD	386	8,284,950.74 AUD
VOLVO		151	1.39%	5,741,100.81 AUD	1.97%	86	4,059,166.44 AUD	65	1,681,934.37 AUD	128	5,121,093.89 AUD	23	620,006.92 AUD
Other Vehicles	SubTotal	6,863	63.05%	174,230,059.89 AUD	59.66%	1,705	73,577,284.41 AUD	5,158	100,652,775.48 AUD	4,662	131,817,262.68 AUD	2,201	42,412,797.21 AUD
Total		10,885	100.00%	292,050,711.71 AUD	100.00%	3,141	141,027,345.81 AUD	7,744	151,023,365.90 AUD	7,907	233,443,204.88 AUD	2,978	58,607,506.83 AUD

Pool Data VIII

Region

Region	Total Portfolio				Product Type			
	Number of Contracts	Percentage of Contracts	Outstanding Discounted Receivables Balance	Percentage of Balance	Chattel Mortgage		Consumer Loan	
					Number of Contracts	Outstanding Discounted Receivables Balance	Number of Contracts	Outstanding Discounted Receivables Balance
Australian Capital Territory	308	2.83%	7,493,231.86 AUD	2.57%	124	3,967,255.92 AUD	184	3,525,975.94 AUD
New South Wales	3,892	35.76%	109,272,016.49 AUD	37.42%	2,576	81,195,015.49 AUD	1,316	28,077,001.00 AUD
Northern Territory	93	0.85%	1,688,348.65 AUD	0.58%	36	709,187.26 AUD	57	979,161.39 AUD
Queensland	2,326	21.37%	61,050,449.48 AUD	20.90%	1,586	45,203,632.76 AUD	740	15,846,816.72 AUD
South Australia	467	4.29%	13,780,358.48 AUD	4.72%	323	10,436,825.59 AUD	144	3,343,532.89 AUD
Tasmania	389	3.57%	7,865,765.24 AUD	2.69%	162	3,991,437.75 AUD	227	3,874,327.49 AUD
Victoria	2,143	19.69%	60,567,723.27 AUD	20.74%	1,340	43,695,668.18 AUD	803	16,872,055.09 AUD
Western Australia	1,267	11.64%	30,332,818.24 AUD	10.39%	737	19,328,912.45 AUD	530	11,003,905.79 AUD
Total	10,885	100.00%	292,050,711.71 AUD	100.00%	6,884	208,527,935.40 AUD	4,001	83,522,776.31 AUD

Pool Data VIII

Region

Region	Total Portfolio				Balloon				Vehicle Status			
	Number of Contracts	Percentage of Contracts	Outstanding Discounted Receivables Balance	Percentage of Balance	Balloon		No Balloon		New		Used	
					Number of Contracts	Outstanding Discounted Receivables Balance	Number of Contracts	Outstanding Discounted Receivables Balance	Number of Contracts	Outstanding Discounted Receivables Balance	Number of Contracts	Outstanding Discounted Receivables Balance
Australian Capital Territory	308	2.83%	7,493,231.86 AUD	2.57%	61	2,854,595.87 AUD	247	4,638,635.99 AUD	196	5,632,980.29 AUD	112	1,860,251.57 AUD
New South Wales	3,892	35.76%	109,272,016.49 AUD	37.42%	1,201	56,081,340.01 AUD	2,691	53,190,676.48 AUD	2,925	89,370,156.79 AUD	967	19,901,859.70 AUD
Northern Territory	93	0.85%	1,688,348.65 AUD	0.58%	4	136,292.58 AUD	89	1,552,056.07 AUD	75	1,384,209.05 AUD	18	304,139.60 AUD
Queensland	2,326	21.37%	61,050,449.48 AUD	20.90%	682	28,931,323.66 AUD	1,644	32,119,125.82 AUD	1,828	51,428,689.04 AUD	498	9,621,760.44 AUD
South Australia	467	4.29%	13,780,358.48 AUD	4.72%	174	8,064,053.74 AUD	293	5,716,304.74 AUD	351	11,532,935.89 AUD	116	2,247,422.59 AUD
Tasmania	389	3.57%	7,865,765.24 AUD	2.69%	65	2,228,159.34 AUD	324	5,637,605.90 AUD	207	4,647,711.33 AUD	182	3,218,053.91 AUD
Victoria	2,143	19.69%	60,567,723.27 AUD	20.74%	774	34,301,294.52 AUD	1,369	26,266,428.75 AUD	1,661	50,951,396.76 AUD	482	9,616,326.51 AUD
Western Australia	1,267	11.64%	30,332,818.24 AUD	10.39%	180	8,430,286.09 AUD	1,087	21,902,532.15 AUD	664	18,495,125.73 AUD	603	11,837,692.51 AUD
Total	10,885	100.00%	292,050,711.71 AUD	100.00%	3,141	141,027,345.81 AUD	7,744	151,023,365.90 AUD	7,907	233,443,204.88 AUD	2,978	58,607,506.83 AUD

Pool Data IX

Current COVID-19 Extensions

Total Portfolio					Product Type			
Current COVID-19 Extensions	Number of Contracts	Percentage of Contracts	Outstanding Discounted Receivables Balance	Percentage of Balance	Chattel Mortgage		Consumer Loan	
					Number of Contracts	Outstanding Discounted Receivables Balance	Number of Contracts	Outstanding Discounted Receivables Balance
Current COVID-19 Extension	17	0.16%	518,412.39 AUD	0.18%	10	250,914.61 AUD	7	267,497.78 AUD
No Current Extension	10,868	99.84%	291,532,299.32 AUD	99.82%	6,874	208,277,020.79 AUD	3,994	83,255,278.53 AUD
Total	10,885	100.00%	292,050,711.71 AUD	100.00%	6,884	208,527,935.40 AUD	4,001	83,522,776.31 AUD

* Representing contracts which are currently in a COVID-19 extension as at the Reporting Date

Pool Data IX

Current COVID-19 Extensions

Total Portfolio					Balloon				Vehicle Status			
Current COVID-19 Extensions	Number of Contracts	Percentage of Contracts	Outstanding Discounted Receivables Balance	Percentage of Balance	Balloon		No Balloon		New		Used	
					Number of Contracts	Outstanding Discounted Receivables Balance	Number of Contracts	Outstanding Discounted Receivables Balance	Number of Contracts	Outstanding Discounted Receivables Balance	Number of Contracts	Outstanding Discounted Receivables Balance
Current COVID-19 Extension	17	0.16%	518,412.39 AUD	0.18%	3	101,144.00 AUD	14	417,268.39 AUD	8	270,788.80 AUD	9	247,623.59 AUD
No Current Extension	10,868	99.84%	291,532,299.32 AUD	99.82%	3,138	140,926,201.81 AUD	7,730	150,606,097.51 AUD	7,899	233,172,416.08 AUD	2,969	58,359,883.24 AUD
Total	10,885	100.00%	292,050,711.71 AUD	100.00%	3,141	141,027,345.81 AUD	7,744	151,023,365.90 AUD	7,907	233,443,204.88 AUD	2,978	58,607,506.83 AUD

* Representing contracts which are currently in a COVID-19 extension as at the Reporting Date

Individual Hardship Extensions*

Individual Extensions Approved For After Poolcut*	Number of Contracts	Percentage of Contracts	Outstanding Discounted Receivables Balance	Percentage of Balance
None	10,762	98.87%	288,125,448.89 AUD	98.66%
1	102	0.94%	3,156,595.67 AUD	1.08%
2	17	0.16%	669,642.75 AUD	0.23%
3	4	0.04%	99,024.40 AUD	0.03%
4	-	0.00%	0.00 AUD	0.00%
5	-	0.00%	0.00 AUD	0.00%
Total	10,885	100.00%	292,050,711.71 AUD	100.00%

*Individual Hardship Extensions Approved For After Poolcut For Contracts Active At End of Reporting Period

Engine Type

Engine Type	Total Portfolio				Product Type			
	Number of Contracts	Percentage of Contracts	Outstanding Discounted Receivables Balance	Percentage of Balance	Chattel Mortgage		Consumer Loan	
					Number of Contracts	Outstanding Discounted Receivables Balance	Number of Contracts	Outstanding Discounted Receivables Balance
EA 189 (Unfixed)	1	0.01%	10,997.26 AUD	0.00%	1	10,997.26 AUD	-	- AUD
Other	10,884	99.99%	292,039,714.45 AUD	100.00%	6,883	208,516,938.14 AUD	4,001	83,522,776.31 AUD
Total	10,885	100.00%	292,050,711.71 AUD	100.00%	6,884	208,527,935.40 AUD	4,001	83,522,776.31 AUD

Engine Type

Engine Type	Total Portfolio				Balloon				Vehicle Status			
	Number of Contracts	Percentage of Contracts	Outstanding Discounted Receivables Balance	Percentage of Balance	Balloon		No Balloon		New		Used	
					Number of Contracts	Outstanding Discounted Receivables Balance	Number of Contracts	Outstanding Discounted Receivables Balance	Number of Contracts	Outstanding Discounted Receivables Balance	Number of Contracts	Outstanding Discounted Receivables Balance
EA 189 (Unfixed)	1	0.01%	10,997.26 AUD	0.00%	-	- AUD	1	10,997.26 AUD	-	- AUD	1	10,997.26 AUD
Other	10,884	99.99%	292,039,714.45 AUD	100.00%	3,141	141,027,345.81 AUD	7,743	151,012,368.64 AUD	7,907	233,443,204.88 AUD	2,977	58,596,509.57 AUD
Total	10,885	100.00%	292,050,711.71 AUD	100.00%	3,141	141,027,345.81 AUD	7,744	151,023,365.90 AUD	7,907	233,443,204.88 AUD	2,978	58,607,506.83 AUD

Contract Level Data **Net Salvage Recoveries By Contract By Month**

No.	Month / Year of Origination	Month / Year of Net Salvage	Outstanding Discounted Receivables Balance at Poolcut	ABS Gross Salvage Loss	ABS Net Salvage Loss	ABS Recoveries After Net Salvage	ABS Net Salvage Loss After Recoveries	Loss Percentage on Poolcut Balance	Geographical Location of Borrower	Vehicle Type (New/Used)	Vehicle Manufacturer	Product Type
1	02/2021	07/2022	69,286.66 AUD	68,260.06 AUD	23,440.30 AUD	- AUD	23,440.30 AUD	33.83%	Queensland	New	HYUNDAI	Chattel Mortgage
2	04/2017	08/2022	4,908.02 AUD	1,802.96 AUD	1,802.96 AUD	2,382.04 AUD	(579.08) AUD	-11.80%	Western Australia	Used	TOYOTA	Consumer Loan
3	09/2020	08/2022	22,898.44 AUD	24,043.02 AUD	23,946.41 AUD	24,792.94 AUD	(846.53) AUD	-3.70%	New South Wales	New	HYUNDAI	Chattel Mortgage
4	11/2020	08/2022	85,150.75 AUD	89,295.47 AUD	26,227.05 AUD	- AUD	26,227.05 AUD	30.80%	New South Wales	Used	AUDI	Consumer Loan
5	03/2021	08/2022	29,185.09 AUD	28,877.00 AUD	5,729.99 AUD	- AUD	5,729.99 AUD	19.63%	Queensland	Used	AUDI	Chattel Mortgage
6	08/2021	09/2022	58,243.78 AUD	60,601.34 AUD	60,349.39 AUD	36,209.38 AUD	24,140.01 AUD	41.45%	New South Wales	New	VOLVO	Consumer Loan
7	05/2017	10/2022	10,198.36 AUD	5,937.71 AUD	5,937.71 AUD	(1,296.63) AUD	7,234.34 AUD	70.94%	Western Australia	New	VOLKSWAGEN	Consumer Loan
8	04/2021	11/2022	112,349.37 AUD	113,836.61 AUD	113,836.61 AUD	- AUD	113,836.61 AUD	101.32%	New South Wales	Used	MERCEDES-BENZ	Chattel Mortgage
9	06/2021	11/2022	42,591.10 AUD	36,679.72 AUD	30,861.92 AUD	5,000.00 AUD	25,861.92 AUD	60.72%	Victoria	Used	FORD	Chattel Mortgage
10	02/2020	12/2022	6,960.28 AUD	6,286.99 AUD	364.85 AUD	(135.89) AUD	500.74 AUD	7.19%	Queensland	Used	NISSAN	Chattel Mortgage
11	08/2021	12/2022	68,340.09 AUD	61,509.66 AUD	25,863.78 AUD	- AUD	25,863.78 AUD	37.85%	Victoria	New	FIAT	Chattel Mortgage
12	06/2021	01/2023	137,878.86 AUD	128,630.77 AUD	16,307.35 AUD	8,000.00 AUD	8,307.35 AUD	6.03%	Western Australia	New	BMW	Chattel Mortgage
13	07/2021	01/2023	21,033.51 AUD	17,507.31 AUD	9,148.55 AUD	- AUD	9,148.55 AUD	43.50%	Western Australia	Used	NISSAN	Chattel Mortgage
14	07/2020	02/2023	34,078.73 AUD	31,217.40 AUD	31,217.40 AUD	(630.38) AUD	31,847.78 AUD	93.45%	Western Australia	Used	LAND ROVER	Chattel Mortgage
15	04/2021	02/2023	134,870.02 AUD	127,011.64 AUD	30,825.00 AUD	- AUD	30,825.00 AUD	22.86%	New South Wales	New	LAND ROVER	Chattel Mortgage
16	06/2021	02/2023	21,670.84 AUD	17,957.85 AUD	6,220.30 AUD	(450.03) AUD	6,670.33 AUD	30.78%	Western Australia	Used	NISSAN	Chattel Mortgage
17	11/2017	03/2023	59,857.70 AUD	47,352.50 AUD	47,352.50 AUD	(2,665.00) AUD	50,017.50 AUD	83.56%	New South Wales	Used	MASERATI	Chattel Mortgage
18	06/2020	04/2023	34,408.76 AUD	36,349.31 AUD	36,218.47 AUD	23,405.57 AUD	12,812.90 AUD	37.24%	New South Wales	Used	FORD	Chattel Mortgage
19	10/2020	04/2023	34,889.55 AUD	34,632.58 AUD	34,501.40 AUD	(1,230.00) AUD	35,731.40 AUD	102.41%	Victoria	Used	TOYOTA	Chattel Mortgage
20	04/2021	04/2023	20,917.22 AUD	18,794.44 AUD	3,489.95 AUD	- AUD	3,489.95 AUD	16.68%	Western Australia	Used	HYUNDAI	Chattel Mortgage
21	04/2021	04/2023	56,000.23 AUD	50,928.95 AUD	10,215.56 AUD	- AUD	10,215.56 AUD	18.24%	Queensland	New	HYUNDAI	Chattel Mortgage
22	06/2021	04/2023	63,143.63 AUD	51,309.14 AUD	11,590.66 AUD	- AUD	11,590.66 AUD	18.36%	Queensland	New	VOLKSWAGEN	Chattel Mortgage
23	06/2021	04/2023	33,941.35 AUD	29,875.05 AUD	11,530.95 AUD	- AUD	11,530.95 AUD	33.97%	Queensland	New	LDV	Chattel Mortgage
24	06/2021	04/2023	42,351.38 AUD	35,639.27 AUD	12,219.31 AUD	- AUD	12,219.31 AUD	28.85%	New South Wales	Used	LAND ROVER	Chattel Mortgage
25	08/2021	04/2023	35,197.90 AUD	33,592.55 AUD	33,592.55 AUD	- AUD	33,592.55 AUD	95.44%	Victoria	Used	SUBARU	Chattel Mortgage
26	11/2017	05/2023	19,855.82 AUD	642.26 AUD	642.26 AUD	677.26 AUD	(36.00) AUD	-0.18%	Victoria	New	HOLDEN	Chattel Mortgage
27	12/2017	05/2023	9,408.39 AUD	1,715.06 AUD	1,218.06 AUD	1,100.00 AUD	118.06 AUD	1.25%	New South Wales	New	SUBARU	Consumer Loan
28	04/2021	05/2023	132,785.83 AUD	119,022.20 AUD	20,425.55 AUD	- AUD	20,425.55 AUD	15.38%	Queensland	New	LAND ROVER	Chattel Mortgage
29	04/2021	05/2023	11,040.86 AUD	8,366.08 AUD	3,240.63 AUD	- AUD	3,240.63 AUD	29.35%	New South Wales	Used	FORD	Chattel Mortgage
30	08/2021	05/2023	34,554.47 AUD	31,687.17 AUD	10,165.17 AUD	- AUD	10,165.17 AUD	29.42%	Queensland	New	TOYOTA	Chattel Mortgage
31	08/2021	05/2023	159,445.98 AUD	143,686.80 AUD	143,686.80 AUD	- AUD	143,686.80 AUD	90.12%	Queensland	Used	LAMBORGHINI	Chattel Mortgage
32	12/2017	06/2023	12,248.43 AUD	907.44 AUD	907.44 AUD	- AUD	907.44 AUD	7.41%	New South Wales	Used	NISSAN	Consumer Loan
33	04/2020	06/2023	48,890.19 AUD	44,991.21 AUD	11,439.01 AUD	- AUD	11,439.01 AUD	23.40%	New South Wales	New	AUDI	Chattel Mortgage
34	07/2020	06/2023	147,698.03 AUD	134,108.56 AUD	134,108.56 AUD	- AUD	134,108.56 AUD	90.80%	Queensland	New	LAND ROVER	Chattel Mortgage
35	05/2021	06/2023	59,548.77 AUD	55,108.73 AUD	55,108.73 AUD	- AUD	55,108.73 AUD	92.54%	New South Wales	Used	MERCEDES-BENZ	Chattel Mortgage
36	08/2021	06/2023	36,259.44 AUD	31,326.62 AUD	31,326.62 AUD	- AUD	31,326.62 AUD	86.40%	Victoria	New	LDV	Chattel Mortgage
37	12/2016	07/2023	17,330.41 AUD	8,000.44 AUD	8,000.44 AUD	- AUD	8,000.44 AUD	46.16%	Australian Capital Territory	New	HYUNDAI	Consumer Loan
38	01/2020	07/2023	22,880.78 AUD	19,563.72 AUD	19,563.72 AUD	- AUD	19,563.72 AUD	85.50%	South Australia	Used	VOLKSWAGEN	Chattel Mortgage
39	08/2020	07/2023	166,861.45 AUD	171,370.95 AUD	171,370.95 AUD	- AUD	171,370.95 AUD	102.64%	Victoria	New	MASERATI	Chattel Mortgage
40	08/2020	07/2023	47,069.88 AUD	31,692.48 AUD	19,881.05 AUD	- AUD	19,881.05 AUD	42.24%	Tasmania	Used	VOLKSWAGEN	Chattel Mortgage
41	12/2020	07/2023	47,370.40 AUD	38,820.03 AUD	12,692.63 AUD	- AUD	12,692.63 AUD	26.79%	Victoria	Used	FORD	Consumer Loan
42	04/2021	07/2023	48,298.51 AUD	32,546.11 AUD	32,546.11 AUD	- AUD	32,546.11 AUD	67.39%	Victoria	New	VOLKSWAGEN	Chattel Mortgage
43	05/2021	07/2023	38,024.39 AUD	32,550.77 AUD	32,550.77 AUD	- AUD	32,550.77 AUD	85.60%	Victoria	New	LDV	Chattel Mortgage
44	06/2021	07/2023	45,449.19 AUD	36,413.10 AUD	36,413.10 AUD	- AUD	36,413.10 AUD	80.12%	South Australia	Used	AUDI	Consumer Loan
Total	44		2,345,472.54 AUD	2,099,247.03 AUD	1,358,078.52 AUD	95,159.26 AUD	1,262,919.26 AUD					

Contract Level Data **Net Salvage Recoveries By Contract By Month**

No.	Month / Year of Origination	Month / Year of Net Salvage	Nov-21	Dec-21	Jan-22	Feb-22	Mar-22	Apr-22	May-22	Jun-22	Jul-22	Aug-22	Sep-22	Oct-22
1	02/2021	07/2022	- AUD	- AUD	- AUD	- AUD	- AUD	- AUD	- AUD	- AUD	- AUD	- AUD	- AUD	- AUD
2	04/2017	08/2022	- AUD	- AUD	- AUD	- AUD	- AUD	- AUD	- AUD	- AUD	- AUD	- AUD	- AUD	- AUD
3	09/2020	08/2022	- AUD	- AUD	- AUD	- AUD	- AUD	- AUD	- AUD	- AUD	- AUD	- AUD	(871.25) AUD	21,718.38 AUD
4	11/2020	08/2022	- AUD	- AUD	- AUD	- AUD	- AUD	- AUD	- AUD	- AUD	- AUD	- AUD	- AUD	- AUD
5	03/2021	08/2022	- AUD	- AUD	- AUD	- AUD	- AUD	- AUD	- AUD	- AUD	- AUD	- AUD	- AUD	- AUD
6	08/2021	09/2022	- AUD	- AUD	- AUD	- AUD	- AUD	- AUD	- AUD	- AUD	- AUD	- AUD	- AUD	(656.00) AUD
7	05/2017	10/2022	- AUD	- AUD	- AUD	- AUD	- AUD	- AUD	- AUD	- AUD	- AUD	- AUD	- AUD	- AUD
8	04/2021	11/2022	- AUD	- AUD	- AUD	- AUD	- AUD	- AUD	- AUD	- AUD	- AUD	- AUD	- AUD	- AUD
9	06/2021	11/2022	- AUD	- AUD	- AUD	- AUD	- AUD	- AUD	- AUD	- AUD	- AUD	- AUD	- AUD	- AUD
10	02/2020	12/2022	- AUD	- AUD	- AUD	- AUD	- AUD	- AUD	- AUD	- AUD	- AUD	- AUD	- AUD	- AUD
11	08/2021	12/2022	- AUD	- AUD	- AUD	- AUD	- AUD	- AUD	- AUD	- AUD	- AUD	- AUD	- AUD	- AUD
12	06/2021	01/2023	- AUD	- AUD	- AUD	- AUD	- AUD	- AUD	- AUD	- AUD	- AUD	- AUD	- AUD	- AUD
13	07/2021	01/2023	- AUD	- AUD	- AUD	- AUD	- AUD	- AUD	- AUD	- AUD	- AUD	- AUD	- AUD	- AUD
14	07/2020	02/2023	- AUD	- AUD	- AUD	- AUD	- AUD	- AUD	- AUD	- AUD	- AUD	- AUD	- AUD	- AUD
15	04/2021	02/2023	- AUD	- AUD	- AUD	- AUD	- AUD	- AUD	- AUD	- AUD	- AUD	- AUD	- AUD	- AUD
16	06/2021	02/2023	- AUD	- AUD	- AUD	- AUD	- AUD	- AUD	- AUD	- AUD	- AUD	- AUD	- AUD	- AUD
17	11/2017	03/2023	- AUD	- AUD	- AUD	- AUD	- AUD	- AUD	- AUD	- AUD	- AUD	- AUD	- AUD	- AUD
18	06/2020	04/2023	- AUD	- AUD	- AUD	- AUD	- AUD	- AUD	- AUD	- AUD	- AUD	- AUD	- AUD	- AUD
19	10/2020	04/2023	- AUD	- AUD	- AUD	- AUD	- AUD	- AUD	- AUD	- AUD	- AUD	- AUD	- AUD	- AUD
20	04/2021	04/2023	- AUD	- AUD	- AUD	- AUD	- AUD	- AUD	- AUD	- AUD	- AUD	- AUD	- AUD	- AUD
21	04/2021	04/2023	- AUD	- AUD	- AUD	- AUD	- AUD	- AUD	- AUD	- AUD	- AUD	- AUD	- AUD	- AUD
22	06/2021	04/2023	- AUD	- AUD	- AUD	- AUD	- AUD	- AUD	- AUD	- AUD	- AUD	- AUD	- AUD	- AUD
23	06/2021	04/2023	- AUD	- AUD	- AUD	- AUD	- AUD	- AUD	- AUD	- AUD	- AUD	- AUD	- AUD	- AUD
24	06/2021	04/2023	- AUD	- AUD	- AUD	- AUD	- AUD	- AUD	- AUD	- AUD	- AUD	- AUD	- AUD	- AUD
25	08/2021	04/2023	- AUD	- AUD	- AUD	- AUD	- AUD	- AUD	- AUD	- AUD	- AUD	- AUD	- AUD	- AUD
26	11/2017	05/2023	- AUD	- AUD	- AUD	- AUD	- AUD	- AUD	- AUD	- AUD	- AUD	- AUD	- AUD	- AUD
27	12/2017	05/2023	- AUD	- AUD	- AUD	- AUD	- AUD	- AUD	- AUD	- AUD	- AUD	- AUD	- AUD	- AUD
28	04/2021	05/2023	- AUD	- AUD	- AUD	- AUD	- AUD	- AUD	- AUD	- AUD	- AUD	- AUD	- AUD	- AUD
29	04/2021	05/2023	- AUD	- AUD	- AUD	- AUD	- AUD	- AUD	- AUD	- AUD	- AUD	- AUD	- AUD	- AUD
30	08/2021	05/2023	- AUD	- AUD	- AUD	- AUD	- AUD	- AUD	- AUD	- AUD	- AUD	- AUD	- AUD	- AUD
31	08/2021	05/2023	- AUD	- AUD	- AUD	- AUD	- AUD	- AUD	- AUD	- AUD	- AUD	- AUD	- AUD	- AUD
32	12/2017	06/2023	- AUD	- AUD	- AUD	- AUD	- AUD	- AUD	- AUD	- AUD	- AUD	- AUD	- AUD	- AUD
33	04/2020	06/2023	- AUD	- AUD	- AUD	- AUD	- AUD	- AUD	- AUD	- AUD	- AUD	- AUD	- AUD	- AUD
34	07/2020	06/2023	- AUD	- AUD	- AUD	- AUD	- AUD	- AUD	- AUD	- AUD	- AUD	- AUD	- AUD	- AUD
35	05/2021	06/2023	- AUD	- AUD	- AUD	- AUD	- AUD	- AUD	- AUD	- AUD	- AUD	- AUD	- AUD	- AUD
36	08/2021	06/2023	- AUD	- AUD	- AUD	- AUD	- AUD	- AUD	- AUD	- AUD	- AUD	- AUD	- AUD	- AUD
37	12/2016	07/2023	- AUD	- AUD	- AUD	- AUD	- AUD	- AUD	- AUD	- AUD	- AUD	- AUD	- AUD	- AUD
38	01/2020	07/2023	- AUD	- AUD	- AUD	- AUD	- AUD	- AUD	- AUD	- AUD	- AUD	- AUD	- AUD	- AUD
39	08/2020	07/2023	- AUD	- AUD	- AUD	- AUD	- AUD	- AUD	- AUD	- AUD	- AUD	- AUD	- AUD	- AUD
40	08/2020	07/2023	- AUD	- AUD	- AUD	- AUD	- AUD	- AUD	- AUD	- AUD	- AUD	- AUD	- AUD	- AUD
41	12/2020	07/2023	- AUD	- AUD	- AUD	- AUD	- AUD	- AUD	- AUD	- AUD	- AUD	- AUD	- AUD	- AUD
42	04/2021	07/2023	- AUD	- AUD	- AUD	- AUD	- AUD	- AUD	- AUD	- AUD	- AUD	- AUD	- AUD	- AUD
43	05/2021	07/2023	- AUD	- AUD	- AUD	- AUD	- AUD	- AUD	- AUD	- AUD	- AUD	- AUD	- AUD	- AUD
44	06/2021	07/2023	- AUD	- AUD	- AUD	- AUD	- AUD	- AUD	- AUD	- AUD	- AUD	- AUD	- AUD	- AUD
Total	44		- AUD	- AUD	- AUD	- AUD	- AUD	- AUD	- AUD	- AUD	- AUD	- AUD	(871.25) AUD	21,062.38 AUD

Contract Level Data **Net Salvage Recoveries By Contract By Month**

No.	Month / Year of Origination	Month / Year of Net Salvage	Nov-22	Dec-22	Jan-23	Feb-23	Mar-23	Apr-23	May-23	Jun-23	Jul-23	Aug-23	Sep-23	Oct-23
1	02/2021	07/2022	- AUD	- AUD	- AUD	- AUD	- AUD	- AUD	- AUD	- AUD	- AUD	- AUD	- AUD	- AUD
2	04/2017	08/2022	100.00 AUD	- AUD	2,282.04 AUD	- AUD	- AUD	- AUD	- AUD	- AUD	- AUD	- AUD	- AUD	- AUD
3	09/2020	08/2022	- AUD	- AUD	3,074.56 AUD	- AUD	- AUD	- AUD	871.25 AUD	- AUD	- AUD	- AUD	- AUD	- AUD
4	11/2020	08/2022	- AUD	- AUD	- AUD	- AUD	- AUD	- AUD	- AUD	- AUD	- AUD	- AUD	- AUD	- AUD
5	03/2021	08/2022	- AUD	- AUD	- AUD	- AUD	- AUD	- AUD	- AUD	- AUD	- AUD	- AUD	- AUD	- AUD
6	08/2021	09/2022	- AUD	- AUD	- AUD	- AUD	- AUD	- AUD	- AUD	36,865.38 AUD	- AUD	- AUD	- AUD	- AUD
7	05/2017	10/2022	- AUD	- AUD	- AUD	- AUD	- AUD	- AUD	(1,296.63) AUD	- AUD	- AUD	- AUD	- AUD	- AUD
8	04/2021	11/2022	- AUD	- AUD	- AUD	- AUD	- AUD	- AUD	- AUD	- AUD	- AUD	- AUD	- AUD	- AUD
9	06/2021	11/2022	- AUD	- AUD	- AUD	1,000.00 AUD	1,000.00 AUD	1,000.00 AUD	1,000.00 AUD	1,000.00 AUD	- AUD	- AUD	- AUD	- AUD
10	02/2020	12/2022	- AUD	- AUD	(135.89) AUD	- AUD	- AUD	- AUD	- AUD	- AUD	- AUD	- AUD	- AUD	- AUD
11	08/2021	12/2022	- AUD	- AUD	- AUD	- AUD	- AUD	- AUD	- AUD	- AUD	- AUD	- AUD	- AUD	- AUD
12	06/2021	01/2023	- AUD	- AUD	- AUD	8,000.00 AUD	- AUD	- AUD	- AUD	- AUD	- AUD	- AUD	- AUD	- AUD
13	07/2021	01/2023	- AUD	- AUD	- AUD	- AUD	- AUD	- AUD	- AUD	- AUD	- AUD	- AUD	- AUD	- AUD
14	07/2020	02/2023	- AUD	- AUD	- AUD	- AUD	- AUD	- AUD	- AUD	(630.38) AUD	- AUD	- AUD	- AUD	- AUD
15	04/2021	02/2023	- AUD	- AUD	- AUD	- AUD	- AUD	- AUD	- AUD	- AUD	- AUD	- AUD	- AUD	- AUD
16	06/2021	02/2023	- AUD	- AUD	- AUD	- AUD	(450.03) AUD	- AUD	- AUD	- AUD	- AUD	- AUD	- AUD	- AUD
17	11/2017	03/2023	- AUD	- AUD	- AUD	- AUD	- AUD	(2,665.00) AUD	- AUD	- AUD	- AUD	- AUD	- AUD	- AUD
18	06/2020	04/2023	- AUD	- AUD	- AUD	- AUD	- AUD	- AUD	(2,902.61) AUD	- AUD	26,308.18 AUD	- AUD	- AUD	- AUD
19	10/2020	04/2023	- AUD	- AUD	- AUD	- AUD	- AUD	- AUD	- AUD	(1,230.00) AUD	- AUD	- AUD	- AUD	- AUD
20	04/2021	04/2023	- AUD	- AUD	- AUD	- AUD	- AUD	- AUD	- AUD	- AUD	- AUD	- AUD	- AUD	- AUD
21	04/2021	04/2023	- AUD	- AUD	- AUD	- AUD	- AUD	- AUD	- AUD	- AUD	- AUD	- AUD	- AUD	- AUD
22	06/2021	04/2023	- AUD	- AUD	- AUD	- AUD	- AUD	- AUD	- AUD	- AUD	- AUD	- AUD	- AUD	- AUD
23	06/2021	04/2023	- AUD	- AUD	- AUD	- AUD	- AUD	- AUD	- AUD	- AUD	- AUD	- AUD	- AUD	- AUD
24	06/2021	04/2023	- AUD	- AUD	- AUD	- AUD	- AUD	- AUD	- AUD	- AUD	- AUD	- AUD	- AUD	- AUD
25	08/2021	04/2023	- AUD	- AUD	- AUD	- AUD	- AUD	- AUD	- AUD	- AUD	- AUD	- AUD	- AUD	- AUD
26	11/2017	05/2023	- AUD	- AUD	- AUD	- AUD	- AUD	- AUD	- AUD	677.26 AUD	- AUD	- AUD	- AUD	- AUD
27	12/2017	05/2023	- AUD	- AUD	- AUD	- AUD	- AUD	- AUD	500.00 AUD	300.00 AUD	300.00 AUD	- AUD	- AUD	- AUD
28	04/2021	05/2023	- AUD	- AUD	- AUD	- AUD	- AUD	- AUD	- AUD	- AUD	- AUD	- AUD	- AUD	- AUD
29	04/2021	05/2023	- AUD	- AUD	- AUD	- AUD	- AUD	- AUD	- AUD	- AUD	- AUD	- AUD	- AUD	- AUD
30	08/2021	05/2023	- AUD	- AUD	- AUD	- AUD	- AUD	- AUD	- AUD	- AUD	- AUD	- AUD	- AUD	- AUD
31	08/2021	05/2023	- AUD	- AUD	- AUD	- AUD	- AUD	- AUD	- AUD	- AUD	- AUD	- AUD	- AUD	- AUD
32	12/2017	06/2023	- AUD	- AUD	- AUD	- AUD	- AUD	- AUD	- AUD	- AUD	- AUD	- AUD	- AUD	- AUD
33	04/2020	06/2023	- AUD	- AUD	- AUD	- AUD	- AUD	- AUD	- AUD	- AUD	- AUD	- AUD	- AUD	- AUD
34	07/2020	06/2023	- AUD	- AUD	- AUD	- AUD	- AUD	- AUD	- AUD	- AUD	- AUD	- AUD	- AUD	- AUD
35	05/2021	06/2023	- AUD	- AUD	- AUD	- AUD	- AUD	- AUD	- AUD	- AUD	- AUD	- AUD	- AUD	- AUD
36	08/2021	06/2023	- AUD	- AUD	- AUD	- AUD	- AUD	- AUD	- AUD	- AUD	- AUD	- AUD	- AUD	- AUD
37	12/2016	07/2023	- AUD	- AUD	- AUD	- AUD	- AUD	- AUD	- AUD	- AUD	- AUD	- AUD	- AUD	- AUD
38	01/2020	07/2023	- AUD	- AUD	- AUD	- AUD	- AUD	- AUD	- AUD	- AUD	- AUD	- AUD	- AUD	- AUD
39	08/2020	07/2023	- AUD	- AUD	- AUD	- AUD	- AUD	- AUD	- AUD	- AUD	- AUD	- AUD	- AUD	- AUD
40	08/2020	07/2023	- AUD	- AUD	- AUD	- AUD	- AUD	- AUD	- AUD	- AUD	- AUD	- AUD	- AUD	- AUD
41	12/2020	07/2023	- AUD	- AUD	- AUD	- AUD	- AUD	- AUD	- AUD	- AUD	- AUD	- AUD	- AUD	- AUD
42	04/2021	07/2023	- AUD	- AUD	- AUD	- AUD	- AUD	- AUD	- AUD	- AUD	- AUD	- AUD	- AUD	- AUD
43	05/2021	07/2023	- AUD	- AUD	- AUD	- AUD	- AUD	- AUD	- AUD	- AUD	- AUD	- AUD	- AUD	- AUD
44	06/2021	07/2023	- AUD	- AUD	- AUD	- AUD	- AUD	- AUD	- AUD	- AUD	- AUD	- AUD	- AUD	- AUD
Total	44		100.00 AUD	- AUD	5,220.71 AUD	9,000.00 AUD	549.97 AUD	(1,665.00) AUD	(1,827.99) AUD	36,982.26 AUD	26,608.18 AUD	- AUD	- AUD	- AUD

Contract Level Data

Net Salvage Recoveries By Contract By Month

#REF!

No.	Month / Year of Origination	Month / Year of Net Salvage	Nov-23	Dec-23	Jan-24	Feb-24	Mar-24	Apr-24	May-24	Jun-24	Jul-24	Aug-24	Sep-24	Oct-24
1	02/2021	07/2022	- AUD	- AUD	- AUD	- AUD	- AUD	- AUD	- AUD	- AUD	- AUD	- AUD	- AUD	- AUD
2	04/2017	08/2022	- AUD	- AUD	- AUD	- AUD	- AUD	- AUD	- AUD	- AUD	- AUD	- AUD	- AUD	- AUD
3	09/2020	08/2022	- AUD	- AUD	- AUD	- AUD	- AUD	- AUD	- AUD	- AUD	- AUD	- AUD	- AUD	- AUD
4	11/2020	08/2022	- AUD	- AUD	- AUD	- AUD	- AUD	- AUD	- AUD	- AUD	- AUD	- AUD	- AUD	- AUD
5	03/2021	08/2022	- AUD	- AUD	- AUD	- AUD	- AUD	- AUD	- AUD	- AUD	- AUD	- AUD	- AUD	- AUD
6	08/2021	09/2022	- AUD	- AUD	- AUD	- AUD	- AUD	- AUD	- AUD	- AUD	- AUD	- AUD	- AUD	- AUD
7	05/2017	10/2022	- AUD	- AUD	- AUD	- AUD	- AUD	- AUD	- AUD	- AUD	- AUD	- AUD	- AUD	- AUD
8	04/2021	11/2022	- AUD	- AUD	- AUD	- AUD	- AUD	- AUD	- AUD	- AUD	- AUD	- AUD	- AUD	- AUD
9	06/2021	11/2022	- AUD	- AUD	- AUD	- AUD	- AUD	- AUD	- AUD	- AUD	- AUD	- AUD	- AUD	- AUD
10	02/2020	12/2022	- AUD	- AUD	- AUD	- AUD	- AUD	- AUD	- AUD	- AUD	- AUD	- AUD	- AUD	- AUD
11	08/2021	12/2022	- AUD	- AUD	- AUD	- AUD	- AUD	- AUD	- AUD	- AUD	- AUD	- AUD	- AUD	- AUD
12	06/2021	01/2023	- AUD	- AUD	- AUD	- AUD	- AUD	- AUD	- AUD	- AUD	- AUD	- AUD	- AUD	- AUD
13	07/2021	01/2023	- AUD	- AUD	- AUD	- AUD	- AUD	- AUD	- AUD	- AUD	- AUD	- AUD	- AUD	- AUD
14	07/2020	02/2023	- AUD	- AUD	- AUD	- AUD	- AUD	- AUD	- AUD	- AUD	- AUD	- AUD	- AUD	- AUD
15	04/2021	02/2023	- AUD	- AUD	- AUD	- AUD	- AUD	- AUD	- AUD	- AUD	- AUD	- AUD	- AUD	- AUD
16	06/2021	02/2023	- AUD	- AUD	- AUD	- AUD	- AUD	- AUD	- AUD	- AUD	- AUD	- AUD	- AUD	- AUD
17	11/2017	03/2023	- AUD	- AUD	- AUD	- AUD	- AUD	- AUD	- AUD	- AUD	- AUD	- AUD	- AUD	- AUD
18	06/2020	04/2023	- AUD	- AUD	- AUD	- AUD	- AUD	- AUD	- AUD	- AUD	- AUD	- AUD	- AUD	- AUD
19	10/2020	04/2023	- AUD	- AUD	- AUD	- AUD	- AUD	- AUD	- AUD	- AUD	- AUD	- AUD	- AUD	- AUD
20	04/2021	04/2023	- AUD	- AUD	- AUD	- AUD	- AUD	- AUD	- AUD	- AUD	- AUD	- AUD	- AUD	- AUD
21	04/2021	04/2023	- AUD	- AUD	- AUD	- AUD	- AUD	- AUD	- AUD	- AUD	- AUD	- AUD	- AUD	- AUD
22	06/2021	04/2023	- AUD	- AUD	- AUD	- AUD	- AUD	- AUD	- AUD	- AUD	- AUD	- AUD	- AUD	- AUD
23	06/2021	04/2023	- AUD	- AUD	- AUD	- AUD	- AUD	- AUD	- AUD	- AUD	- AUD	- AUD	- AUD	- AUD
24	06/2021	04/2023	- AUD	- AUD	- AUD	- AUD	- AUD	- AUD	- AUD	- AUD	- AUD	- AUD	- AUD	- AUD
25	08/2021	04/2023	- AUD	- AUD	- AUD	- AUD	- AUD	- AUD	- AUD	- AUD	- AUD	- AUD	- AUD	- AUD
26	11/2017	05/2023	- AUD	- AUD	- AUD	- AUD	- AUD	- AUD	- AUD	- AUD	- AUD	- AUD	- AUD	- AUD
27	12/2017	05/2023	- AUD	- AUD	- AUD	- AUD	- AUD	- AUD	- AUD	- AUD	- AUD	- AUD	- AUD	- AUD
28	04/2021	05/2023	- AUD	- AUD	- AUD	- AUD	- AUD	- AUD	- AUD	- AUD	- AUD	- AUD	- AUD	- AUD
29	04/2021	05/2023	- AUD	- AUD	- AUD	- AUD	- AUD	- AUD	- AUD	- AUD	- AUD	- AUD	- AUD	- AUD
30	08/2021	05/2023	- AUD	- AUD	- AUD	- AUD	- AUD	- AUD	- AUD	- AUD	- AUD	- AUD	- AUD	- AUD
31	08/2021	05/2023	- AUD	- AUD	- AUD	- AUD	- AUD	- AUD	- AUD	- AUD	- AUD	- AUD	- AUD	- AUD
32	12/2017	06/2023	- AUD	- AUD	- AUD	- AUD	- AUD	- AUD	- AUD	- AUD	- AUD	- AUD	- AUD	- AUD
33	04/2020	06/2023	- AUD	- AUD	- AUD	- AUD	- AUD	- AUD	- AUD	- AUD	- AUD	- AUD	- AUD	- AUD
34	07/2020	06/2023	- AUD	- AUD	- AUD	- AUD	- AUD	- AUD	- AUD	- AUD	- AUD	- AUD	- AUD	- AUD
35	05/2021	06/2023	- AUD	- AUD	- AUD	- AUD	- AUD	- AUD	- AUD	- AUD	- AUD	- AUD	- AUD	- AUD
36	08/2021	06/2023	- AUD	- AUD	- AUD	- AUD	- AUD	- AUD	- AUD	- AUD	- AUD	- AUD	- AUD	- AUD
37	12/2016	07/2023	- AUD	- AUD	- AUD	- AUD	- AUD	- AUD	- AUD	- AUD	- AUD	- AUD	- AUD	- AUD
38	01/2020	07/2023	- AUD	- AUD	- AUD	- AUD	- AUD	- AUD	- AUD	- AUD	- AUD	- AUD	- AUD	- AUD
39	08/2020	07/2023	- AUD	- AUD	- AUD	- AUD	- AUD	- AUD	- AUD	- AUD	- AUD	- AUD	- AUD	- AUD
40	08/2020	07/2023	- AUD	- AUD	- AUD	- AUD	- AUD	- AUD	- AUD	- AUD	- AUD	- AUD	- AUD	- AUD
41	12/2020	07/2023	- AUD	- AUD	- AUD	- AUD	- AUD	- AUD	- AUD	- AUD	- AUD	- AUD	- AUD	- AUD
42	04/2021	07/2023	- AUD	- AUD	- AUD	- AUD	- AUD	- AUD	- AUD	- AUD	- AUD	- AUD	- AUD	- AUD
43	05/2021	07/2023	- AUD	- AUD	- AUD	- AUD	- AUD	- AUD	- AUD	- AUD	- AUD	- AUD	- AUD	- AUD
44	06/2021	07/2023	- AUD	- AUD	- AUD	- AUD	- AUD	- AUD	- AUD	- AUD	- AUD	- AUD	- AUD	- AUD
Total	44		- AUD	- AUD	- AUD	- AUD	- AUD	- AUD	- AUD	- AUD	- AUD	- AUD	- AUD	- AUD

Contract Level Data **Net Salvage Recoveries By Contract By Month**

No.	Month / Year of Origination	Month / Year of Net Salvage	Nov-24	Dec-24	Jan-25	Feb-25	Mar-25	Apr-25	May-25	Jun-25	Jul-25	Aug-25
1	02/2021	07/2022	- AUD	- AUD	- AUD	- AUD	- AUD	- AUD	- AUD	- AUD	- AUD	- AUD
2	04/2017	08/2022	- AUD	- AUD	- AUD	- AUD	- AUD	- AUD	- AUD	- AUD	- AUD	- AUD
3	09/2020	08/2022	- AUD	- AUD	- AUD	- AUD	- AUD	- AUD	- AUD	- AUD	- AUD	- AUD
4	11/2020	08/2022	- AUD	- AUD	- AUD	- AUD	- AUD	- AUD	- AUD	- AUD	- AUD	- AUD
5	03/2021	08/2022	- AUD	- AUD	- AUD	- AUD	- AUD	- AUD	- AUD	- AUD	- AUD	- AUD
6	08/2021	09/2022	- AUD	- AUD	- AUD	- AUD	- AUD	- AUD	- AUD	- AUD	- AUD	- AUD
7	05/2017	10/2022	- AUD	- AUD	- AUD	- AUD	- AUD	- AUD	- AUD	- AUD	- AUD	- AUD
8	04/2021	11/2022	- AUD	- AUD	- AUD	- AUD	- AUD	- AUD	- AUD	- AUD	- AUD	- AUD
9	06/2021	11/2022	- AUD	- AUD	- AUD	- AUD	- AUD	- AUD	- AUD	- AUD	- AUD	- AUD
10	02/2020	12/2022	- AUD	- AUD	- AUD	- AUD	- AUD	- AUD	- AUD	- AUD	- AUD	- AUD
11	08/2021	12/2022	- AUD	- AUD	- AUD	- AUD	- AUD	- AUD	- AUD	- AUD	- AUD	- AUD
12	06/2021	01/2023	- AUD	- AUD	- AUD	- AUD	- AUD	- AUD	- AUD	- AUD	- AUD	- AUD
13	07/2021	01/2023	- AUD	- AUD	- AUD	- AUD	- AUD	- AUD	- AUD	- AUD	- AUD	- AUD
14	07/2020	02/2023	- AUD	- AUD	- AUD	- AUD	- AUD	- AUD	- AUD	- AUD	- AUD	- AUD
15	04/2021	02/2023	- AUD	- AUD	- AUD	- AUD	- AUD	- AUD	- AUD	- AUD	- AUD	- AUD
16	06/2021	02/2023	- AUD	- AUD	- AUD	- AUD	- AUD	- AUD	- AUD	- AUD	- AUD	- AUD
17	11/2017	03/2023	- AUD	- AUD	- AUD	- AUD	- AUD	- AUD	- AUD	- AUD	- AUD	- AUD
18	06/2020	04/2023	- AUD	- AUD	- AUD	- AUD	- AUD	- AUD	- AUD	- AUD	- AUD	- AUD
19	10/2020	04/2023	- AUD	- AUD	- AUD	- AUD	- AUD	- AUD	- AUD	- AUD	- AUD	- AUD
20	04/2021	04/2023	- AUD	- AUD	- AUD	- AUD	- AUD	- AUD	- AUD	- AUD	- AUD	- AUD
21	04/2021	04/2023	- AUD	- AUD	- AUD	- AUD	- AUD	- AUD	- AUD	- AUD	- AUD	- AUD
22	06/2021	04/2023	- AUD	- AUD	- AUD	- AUD	- AUD	- AUD	- AUD	- AUD	- AUD	- AUD
23	06/2021	04/2023	- AUD	- AUD	- AUD	- AUD	- AUD	- AUD	- AUD	- AUD	- AUD	- AUD
24	06/2021	04/2023	- AUD	- AUD	- AUD	- AUD	- AUD	- AUD	- AUD	- AUD	- AUD	- AUD
25	08/2021	04/2023	- AUD	- AUD	- AUD	- AUD	- AUD	- AUD	- AUD	- AUD	- AUD	- AUD
26	11/2017	05/2023	- AUD	- AUD	- AUD	- AUD	- AUD	- AUD	- AUD	- AUD	- AUD	- AUD
27	12/2017	05/2023	- AUD	- AUD	- AUD	- AUD	- AUD	- AUD	- AUD	- AUD	- AUD	- AUD
28	04/2021	05/2023	- AUD	- AUD	- AUD	- AUD	- AUD	- AUD	- AUD	- AUD	- AUD	- AUD
29	04/2021	05/2023	- AUD	- AUD	- AUD	- AUD	- AUD	- AUD	- AUD	- AUD	- AUD	- AUD
30	08/2021	05/2023	- AUD	- AUD	- AUD	- AUD	- AUD	- AUD	- AUD	- AUD	- AUD	- AUD
31	08/2021	05/2023	- AUD	- AUD	- AUD	- AUD	- AUD	- AUD	- AUD	- AUD	- AUD	- AUD
32	12/2017	06/2023	- AUD	- AUD	- AUD	- AUD	- AUD	- AUD	- AUD	- AUD	- AUD	- AUD
33	04/2020	06/2023	- AUD	- AUD	- AUD	- AUD	- AUD	- AUD	- AUD	- AUD	- AUD	- AUD
34	07/2020	06/2023	- AUD	- AUD	- AUD	- AUD	- AUD	- AUD	- AUD	- AUD	- AUD	- AUD
35	05/2021	06/2023	- AUD	- AUD	- AUD	- AUD	- AUD	- AUD	- AUD	- AUD	- AUD	- AUD
36	08/2021	06/2023	- AUD	- AUD	- AUD	- AUD	- AUD	- AUD	- AUD	- AUD	- AUD	- AUD
37	12/2016	07/2023	- AUD	- AUD	- AUD	- AUD	- AUD	- AUD	- AUD	- AUD	- AUD	- AUD
38	01/2020	07/2023	- AUD	- AUD	- AUD	- AUD	- AUD	- AUD	- AUD	- AUD	- AUD	- AUD
39	08/2020	07/2023	- AUD	- AUD	- AUD	- AUD	- AUD	- AUD	- AUD	- AUD	- AUD	- AUD
40	08/2020	07/2023	- AUD	- AUD	- AUD	- AUD	- AUD	- AUD	- AUD	- AUD	- AUD	- AUD
41	12/2020	07/2023	- AUD	- AUD	- AUD	- AUD	- AUD	- AUD	- AUD	- AUD	- AUD	- AUD
42	04/2021	07/2023	- AUD	- AUD	- AUD	- AUD	- AUD	- AUD	- AUD	- AUD	- AUD	- AUD
43	05/2021	07/2023	- AUD	- AUD	- AUD	- AUD	- AUD	- AUD	- AUD	- AUD	- AUD	- AUD
44	06/2021	07/2023	- AUD	- AUD	- AUD	- AUD	- AUD	- AUD	- AUD	- AUD	- AUD	- AUD
Total	44		- AUD	- AUD	- AUD	- AUD	- AUD	- AUD	- AUD	- AUD	- AUD	- AUD