

## Fat Prophets Global High Conviction Hedge Fund (FATP) announces a Disclosure

Dear Unitholders,

The estimated net tangible asset backing per unit of the Fat Prophets Global High Conviction Hedge Fund in July 2023 was \$1.1530, representing **an increase of 3.14%** since June 2023. At the end of July, net cash for the Fund was 31.97%.

	31-July-2023	30-June-2023	Return (Monthly)
<b>NTA per unit*</b>	1.1530	1.1179	3.14%

*\*Past performance is not an indication of future performances*

### MARKET OUTLOOK AND PORTFOLIO PERFORMANCE

During July net tangible asset backing for the Fund increased just over 3% whilst some of the cash in the portfolio was deployed to raise equity exposure. In terms of performance in July, the Japanese banks in the portfolio performed solidly after the Bank of Japan surprised markets with a relaxation of the 10yr yield cap from 0.5% to 1%. Japanese bond yields rose which benefited the banks and the sector was rerated strongly in July.

Consensus amongst many economists is that there will be a recession for the US next year. We are not so sure the US is completely out of the woods, but an argument can be made to hold less cash & liquidity. We subsequently positioned the portfolio predominantly within defensive names in the **global energy sector**.

**Oil prices have been weak** throughout much of the year due to expectations of a US recession. However, recently Saudi Arabia and Russia have implemented production cuts whilst on the supply side, production has been slow to grow. Global demand is set to keep rising and we make a case for WTI crude prices heading back into the mid \$90s over the coming year. At these levels many of the oil and gas producers will be generating high free cashflows and returning dividends to shareholders. We added **Santos and Woodside Energy in Australia and Inpex in Japan**.

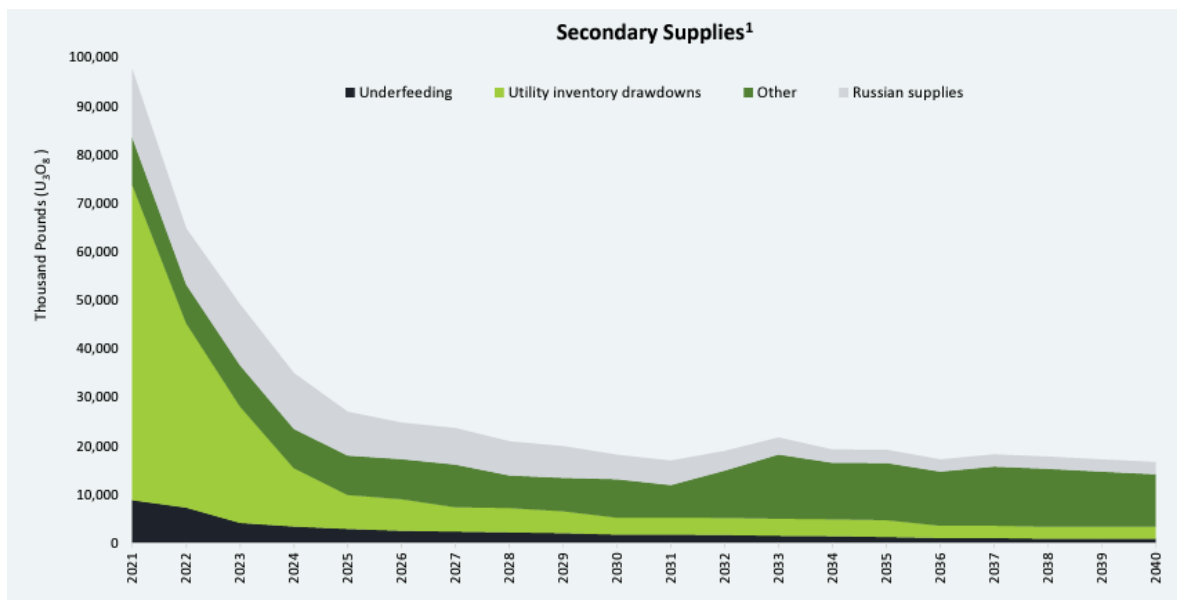
Whilst the Bank of Japan is going to carefully move down the path to normalising monetary policy, higher interest rates after decades of holding them down near zero has to be positive for the economy, and the financial sector. Unlike other developed markets, Japan as a country has benefited from inflation which is driving the fastest wage growth in decades. We continue to see Japan's economy as a beneficiary of higher inflation that will also be positive for domestic equities. Consequently, we remain overweight Japan and added the largest oil & gas producer **Inpex** to the portfolio in July.

Adhering to the energy theme, we see opportunity with the uranium sector and established two positions in the global sector, one of which is among Australia's larger uranium producers. We believe the uranium market is going through an important inflection and spot prices are poised to advance significantly, following a period of lengthy consolidation.

The nuclear energy sector is pivoting and may make a potential comeback in 2024 and beyond. Climate change is pressuring nations to diversify away from fossil fuels towards clean energy solutions. While renewables are highly likely to form a big part of the clean energy solution, nuclear may be the front-runner in the shore up of nation baseloads to respective power grids.



Nuclear is today the second largest source of global clean energy with almost zero carbon emissions and one of the few long-term viable sources of low carbon emission baseload power. In terms of the global uranium market, we believe there is a coming supply shortage with inventory levels rapidly reducing. This could be a precursor to a quantum jump in uranium prices. The Fund has positions in US listed **Global X Uranium Producers ETF (URA)** and **Paladin Energy** that were added to this week. Both the UTA and Paladin are set to benefit from higher spot prices.



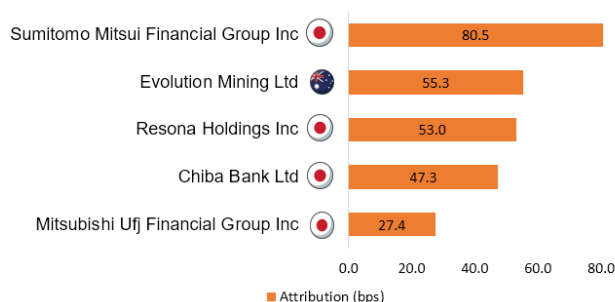
Sources: UxC Market Outlook, Q2 2023. "Other" includes US Government supplies, MOX and reprocessed fuel.

Bear markets typically end and bottom out when stocks no longer fall on bad news. This seems to increasingly be the case for Hong Kong listed Chinese equities. On this front the **Hang Seng Tech index** appears to be getting closer to an important topside inflection. Valuations for major Chinese technology companies are valued on multiples that a fraction of counterparts in the US. Sentiment towards China generally and the tech sector is notably depressed, but price action has improved recently. The Hang Seng remains well supported above what we believe was the capitulatory October low.

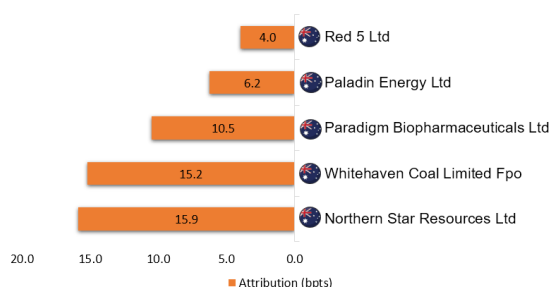
Alibaba is one example, where a strong earnings beat was reported this week. Alibaba is priced at on a forward of c10X and c8X if cash is backed out with earnings expected to grow in the high teens over the next several years. With this in mind, we established moderate positions in **Alibaba, Meituan, Tencent, Baidu and the Hong Kong Clearing & Exchanges.**

## POSITIVE ATTRIBUTIONS

The Japanese equity market performed well in July, but the Japanese bank stocks were particularly strong, recovering fully from the selloff earlier in the year. **Sumitomo Mitsui Financial Group, Chiba Bank and Mitsubishi Financial Group** all responded positively to the BOJ's relaxation of the yield cap. **Evolution** performed strongly after delivering a solid earnings beat.



## NEGATIVE ATTRIBUTIONS



The Fund's precious metal exposure detracted from performance in July. **Gold** corrected in the face of US dollar strength. **Northern Star** disappointed investors missing consensus earnings estimates. **Whitehaven** also declined on a falling coal prices.

## TOP 10 HOLDINGS

Top 10 Holdings	Country	31 July 2023
Sumitomo Mitsui Financial Group	Japan	10.20%
Resona Holdings Inc	Japan	4.93%
Evolution Mining Ltd	Australia	4.36%
Global X Uranium ETF	United States	3.94%
Mitsubishi UFJ Financial Group	Japan	3.91%
Chiba Bank Ltd	Japan	3.84%
Northern Star Resources	Australia	3.28%
Mizuho Financial Group	Japan	3.19%
Santos Limited	Australia	2.75%
Telstra Group Ltd	Australia	2.68%



GLOBAL X MUFG



MIZUHO



TYO:  
8316

TYO:  
8308

ASX:  
EVN

NYSE:  
URA

TYO:  
8306

TYO:  
8831

ASX:  
NST

TYO:  
8411

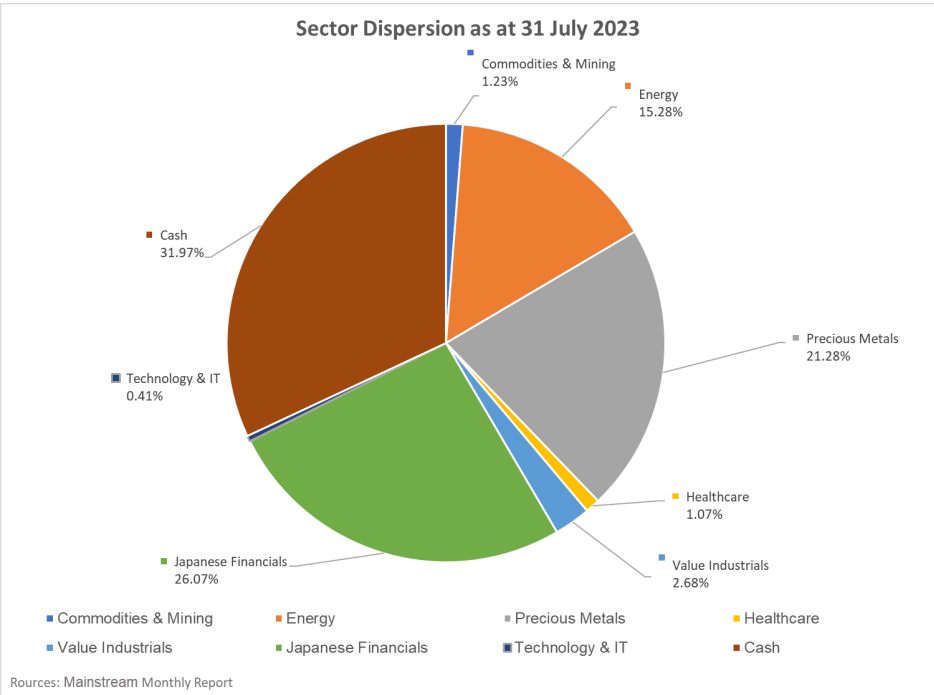
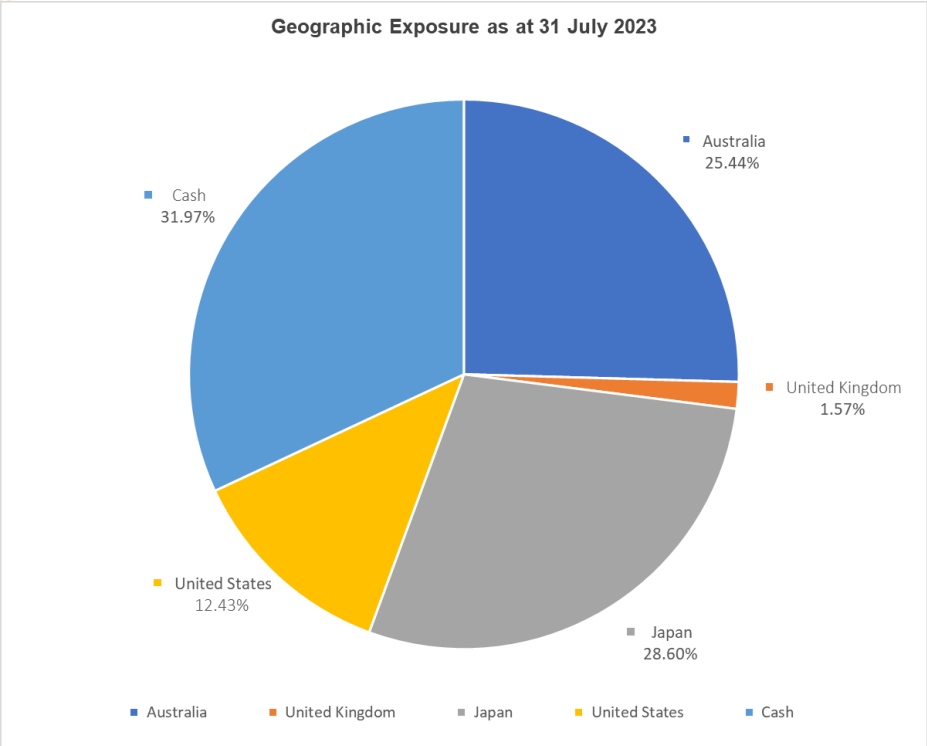
ASX:  
STO

ASX:  
TLS



Fat Prophets Global High Conviction Hedge Fund  
<https://www.fatprophets.com.au/fatp/>  
[invest@fatprophets.com.au](mailto:invest@fatprophets.com.au)  
Ph: 1300 881 177

ARSN: 649 028 722  
3/22 Market Street, Sydney  
NSW 2000



Angus Geddes  
 Chief Investment Officer  
 Fat Prophets Global High Conviction Hedge Fund



Fat Prophets Global High Conviction Hedge Fund  
<https://www.fatprophets.com.au/fatp/>  
[invest@fatprophets.com.au](mailto:invest@fatprophets.com.au)  
 Ph: 1300 881 177

ARSN: 649 028 722  
 3/22 Market Street, Sydney  
 NSW 2000

Equity Trustees Limited ("Equity Trustees") (ABN 46 004 031 298), AFSL 240975, is the Responsible Entity for the Fat Prophets Global High Conviction Hedge Fund ("the Fund"). Equity Trustees is a subsidiary of EQT Holdings Limited (ABN 22 607 797 615), a publicly listed company on the Australian Securities Exchange (ASX: EQT). The Investment Manager for the Fund is Fat Prophets Funds Management Pty Limited ("Fat Prophets") ABN 92 615 545 536, AFSL 229 183. This fact sheet has been prepared by Fat Prophets to provide you with general information only. In preparing this fact sheet, we did not take into account the investment objectives, financial situation or particular needs of any particular person. It is not intended to take the place of professional advice and you should not take action on specific issues in reliance on this information. Neither Fat Prophets, Equity Trustees nor any of its related parties, their employees or directors, provide and warranty of accuracy or reliability in relation to such information or accepts any liability to any person who relies on it. Past performance should not be taken as an indicator of future performance. You should obtain a copy of the Product Disclosure Statement [here](#) before making a decision about whether to invest in this product.

The Fund's Target Market Determination is available here <https://www.eqt.com.au/insto/>. A Target Market Determination is a document which is required to be made available from 5 October 2021. It describes who this financial product is likely to be appropriate for (i.e. the target market), and any conditions around how the product can be distributed to investors. It also describes the events or circumstances where the Target Market Determination for this financial product may need to be reviewed.