



FY23 RESULTS

RPM AUTOMOTIVE GROUP LTD
(ASX: RPM)

31 August 2023



AGENDA

RPM at a Glance 3

Results Overview 6

Divisional performance 7

Company Strategy 12


Outlook 15



COMPANY OVERVIEW

www.rpmgroup.net.au


FOUR COMPLEMENTARY DIVISIONS



**Commercial & industrial
tyre and auto
service centres**

Retail


- Retail sales, wheel and tyre repairs, and roadside assist to commercial vehicle nationwide
- Services both commercial & industrial (including fleet) and consumer customers



**Certified race safety wear,
suits and helmets**

Retail

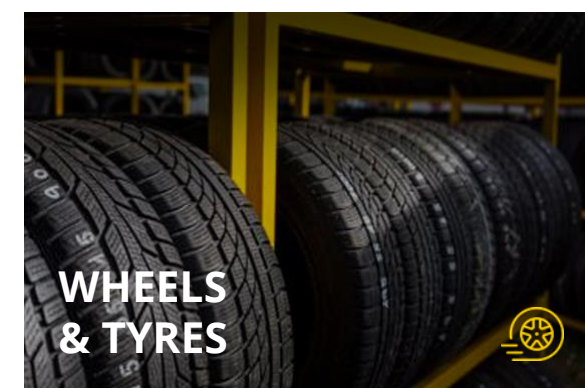
- The sole FIA-approved racewear manufacturer in Australia under the RPM Racewear brand
- Exclusive distributor of Alpinestars, Hans Devices, Cobra Seats and Bell Motorsport Helmets



**Bolt on vehicle parts and
accessories**

Retail & Wholesale

- Well-known “best-in-class” accessory brands
- Distributed through a nationwide group of auto repair shops
- Several fleet contracts in place



**Distribution of wheels and
tyres**

Wholesale

- 11 exclusive, in-house brands offered across all three tyre categories (commercial, industrial and passenger)
- Exclusive mature supply chain in place to offer distribution of quality wheels & tyres at value prices

NATIONAL COVERAGE IN THE AUTOMOTIVE INDUSTRY

In brief

RPM business units offer wheels, tyres, accessories and apparel to both wholesale and retail (B2B commercial, industrial and consumer) customers

Successful record of integration

12 strategic acquisitions since Sept 2020 - leveraging operational capability (shared services) - freeing up customer facing personnel to best serve our customer

Scale drives operational leverage

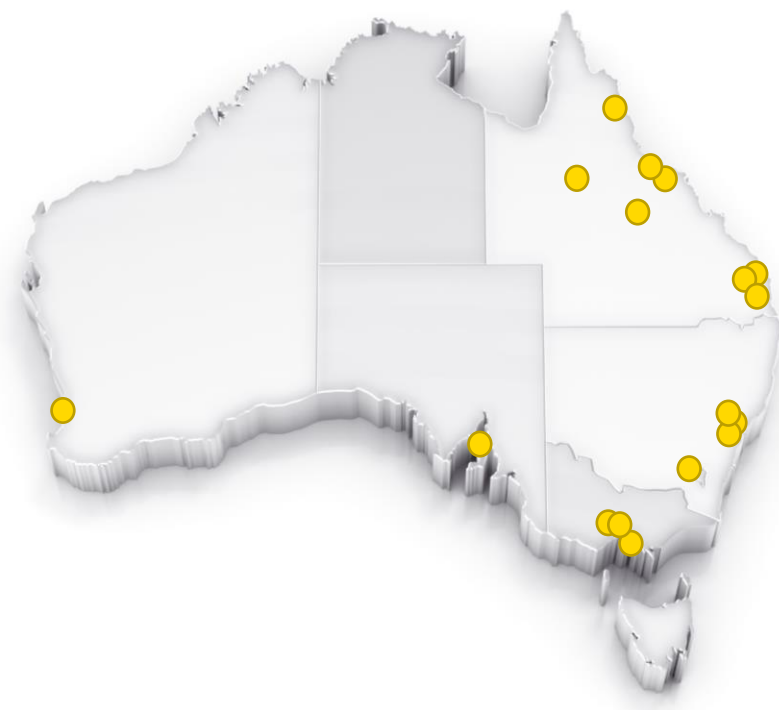
Increasing economies of scale and margins through cross-selling expanded product ranges to different customer groups

Leveraging capability and footprint

Adding new products, services and customers to the national footprint

Substantial market opportunity

Highly fragmented industry ripe for consolidation...demand for services outstrips supply in retail



CASE STUDY

Criteria

- Expand the national footprint and product range to leverage operational capability to drive sales and returns

Target characteristics

- Existing customers already familiar with RPM products
- Areas where RPM has customers and being serviced by 3rd party suppliers
- Extensive wholesale distribution network
- Can drive greater competitiveness in the market

Case Study: Metro Tyres – acquired Jan 2023

- Sales 2H23 \$5.9m (1H23 \$4.96m) up 19%
- Gross Profit 2H23 \$1.86m (1H23 \$1.46m) up 27%
- GP Margins 2H23 32% (1H23 29%)

Other Initiatives implemented

- Optimising shared services, allowing Metro to spend more time driving sales
- Consolidating 2 operations (Penrith and Prestons) under 1 reporting structure to maximise resource efficiencies
- Increasing wholesale business: target 30-50% of COGS of the retail businesses with customer's purchasing 10-15% of their COGS from RPM
- Automatic qualification for maximum supplier discounts





RESULTS OVERVIEW

FY23 RESULTS OVERVIEW

	FY23	FY22	▲
Revenue	\$117m	\$78.8m	48%
Revenue <small>excluding discontinued operations</small>	\$109m	\$70.8m	54%
Gross Profit	\$37.0m	\$27.5m	35%
Gross Profit <small>excluding discontinued operations</small>	\$33.9m	\$24.8m	37%
Reported EBITDA	\$8.8m	\$7.3m	21%
Underlying EBITDA	\$10.6m	\$7.6m	40%
Net Profit After Tax <small>excluding discontinued operations</small>	\$1.8m	\$2.8m	-38%
Net Profit After Tax (NPAT)	\$1.2m	\$2.7m	-54%
Net Operating Cash <small>from continuing operations</small>	\$0.9m	\$(2.8)m	+\$3.7m
Cash balance	\$4.4m	\$7.0m	-38%
Underlying Earnings per Share (EPS)	2.17cps	2.07cps	+0.10cps
Earnings per Share (EPS)	1.02cps	1.86cps	-0.84cps

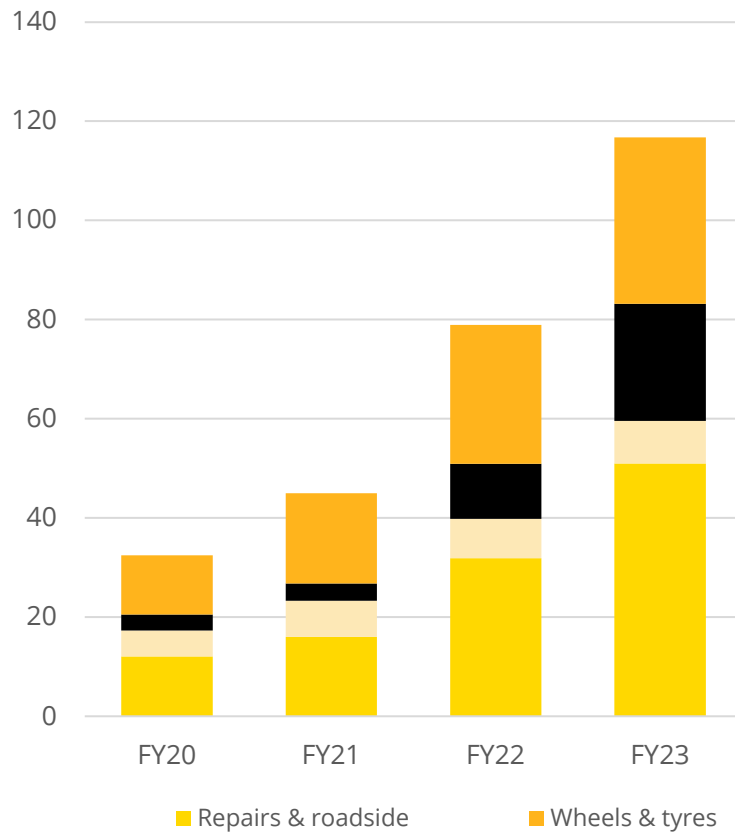
Reconciliation of underlying EBITDA (\$,000)	FY23	FY22
Operating profit after tax	1,769	2,831
Income tax expense	702	1,255
Operating profit before tax	2,471	4,086
Loss on discontinued operations	- 538	- 176
Net finance costs	1,699	858
Impairment of goodwill	1,010	-
Other non operating expenses	480	-
Depreciation and amortisation	3,700	2,518
Reported EBITDA	8,822	7,286
Refinance costs	253	-
Raise fees	220	-
Insurance claim reversal	350	-
Optimisation and disposal costs	919	-
QLD flood expenses	64	302
Underlying EBITDA	10,628	7,588

FY23 Key Highlights

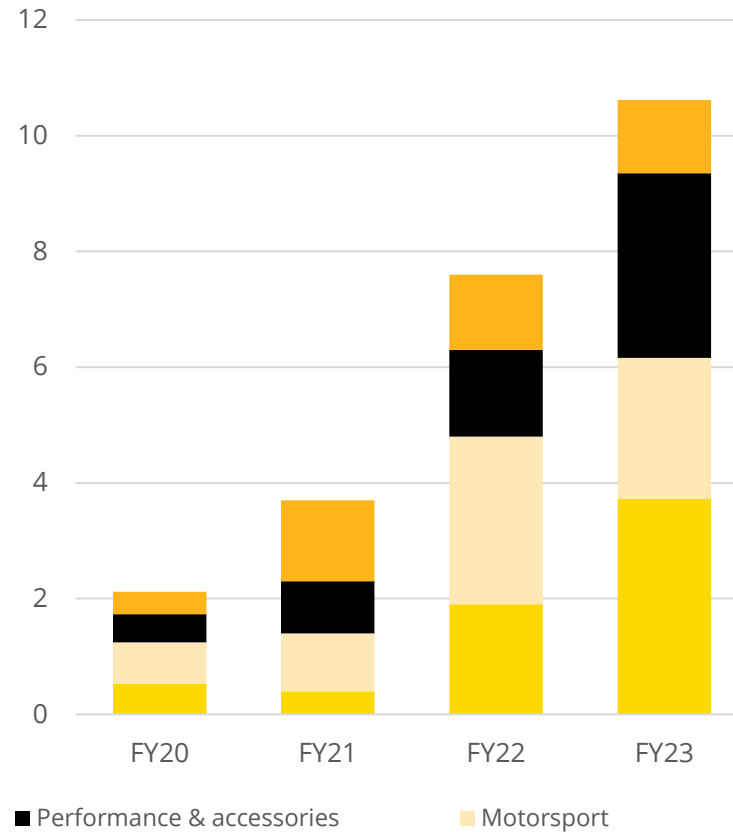
- Expanded national footprint
- Operational optimisation driving improved ROI
- Strong revenue and underlying earnings growth
- Building a better business

TRACK RECORD OF REVENUE AND EARNINGS GROWTH

Sales Revenue
(by division) (\$m)



Underlying EBITDA
(by division) (\$m)




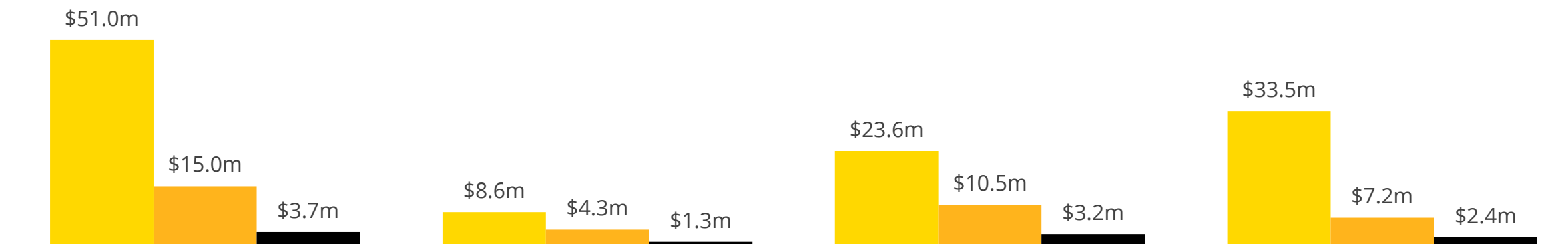
Key Highlights

- Resilient turnover growth in FY23
- Organic growth of over 8% in FY23
- Sales Revenue CAGR 35%
- EBITDA+ CAGR 50%

DIVERSIFIED REVENUE STREAMS

FY23 Revenue, GP Margin & EBITDA+ (by division)

■ Revenue ■ Gross Profit ■ EBITDA+



Retail	Retail	Retail & Wholesale	Wholesale
--------	--------	--------------------	-----------

- Resilient business performance under increased cost pressures
- Sales growth of 55%
- Gross profit margin of 29%
- EBITDA+ margin of 7%

- Solid business unit – consistent performer
- Sales growth of 9% (all organic)
- Gross profit margin of 50%
- EBITDA+ margin of 15%

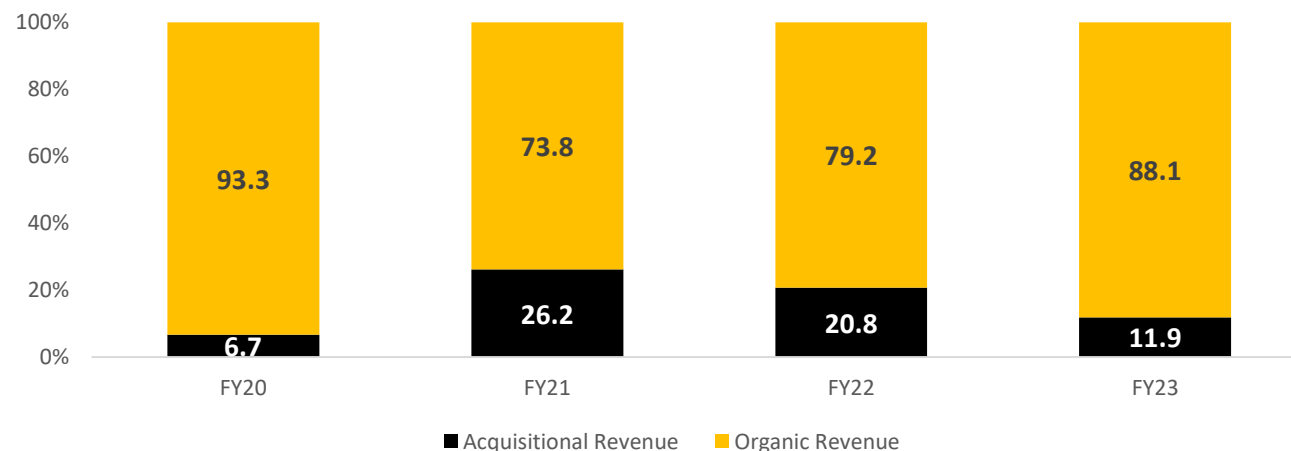
- Addition of high margin 4WD and caravan accessories in FY22 & FY23
- Sales Growth of 108%
- Gross profit margin of 44%
- EBITDA+ margin of 14%

- Difficult year - improving supply chain efficiencies and economies of scale
- Sales Growth of 19% (all organic)
- EBITDA+ margin of 7%

REVENUE GROWTH ANALYSIS

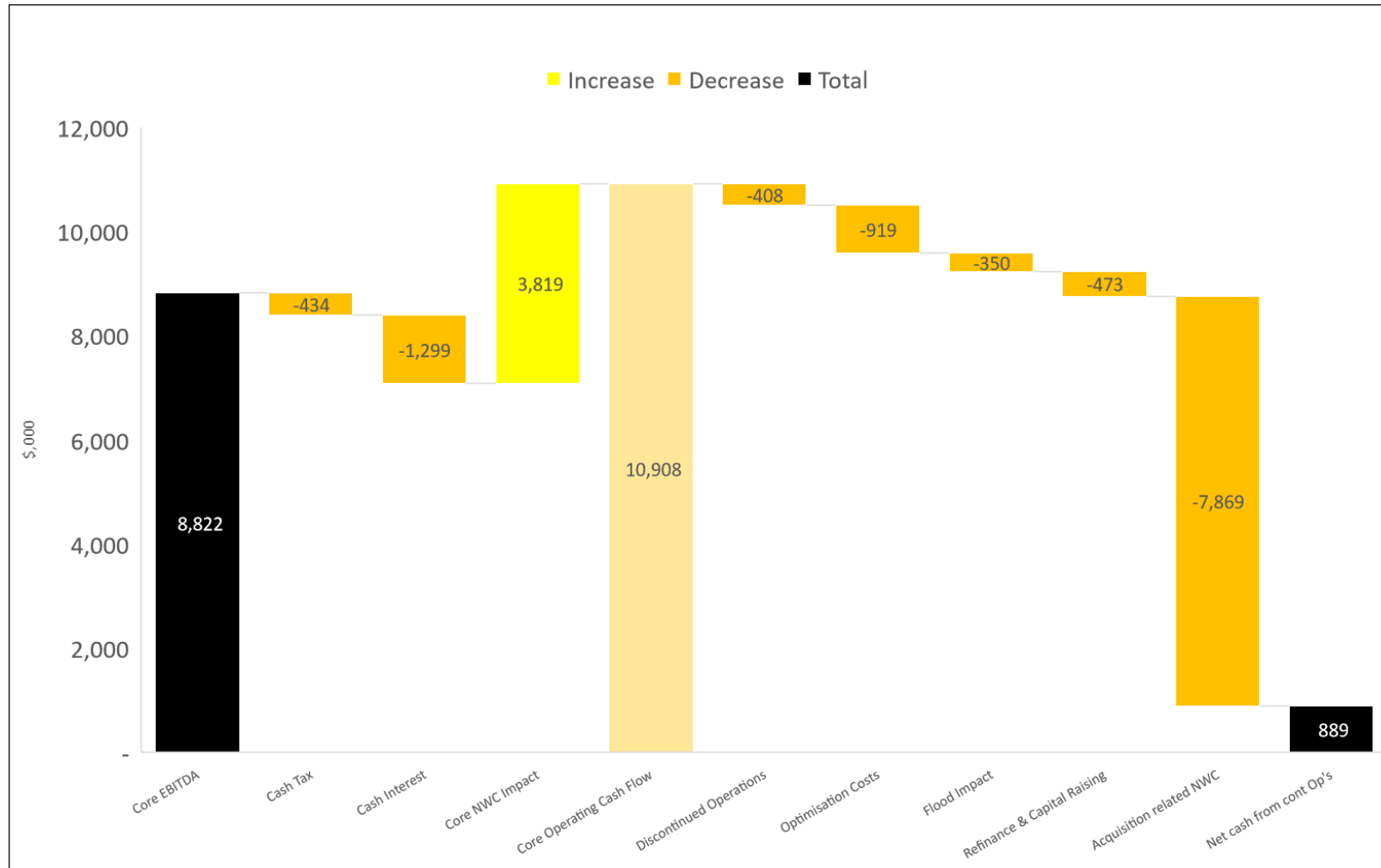
(\$m)	FY20	FY21	FY22	FY23
Revenue	35.4	45.1	78.8	117
Revenue excluding discontinued operations	33.8	41.2	70.8	109
Total Revenue Growth	12.2%	27.4%	74.7%	48.0%

Revenue drivers, % of total



- 12 acquisitions since Sept 2020 contributed more than 20% of total revenue growth in FY21/22
- Focus shifted to integrating the acquisitions in FY23

CASH USAGE



Key Highlights

- Increase in NWC of \$3.8m
- Non-recurring cash usage of \$2.2m
- Payments to acquired entities \$7.9m
- Improved net cash flow from continuing operations of \$3.7m pcp



COMPANY STRATEGY

THREE CORE STRATEGIES TO BETTER SERVICE OUR CUSTOMERS



Strategic initiatives

- Identify complementary businesses to unlock synergies through cross selling and leveraging of existing infrastructure
- Geographic expansion across Australia – both retail and wholesale
- Leverage existing wholesale platform by implementing tyre recycling strategy



Vertical integration

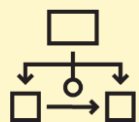
- Capitalise on in house design capability to bring new products to market
- Capitalise on existing supply chain capability
- Use network footprint to distribute planned products
- Premium products at value prices has appeal to both consumers and commercial users



Operating leverage

- Consolidate brands to maximise brand awareness at the state and national level
- In-fill existing network with products
- Invest in systems and analytics to drive cross selling
- Use economies scale to deliver improved margin

KEY HIGHLIGHTS



VERTICALLY INTEGRATED MODEL

RPM continued network expansion in design, manufacture, wholesale and retail provides opportunities for cross selling, operational efficiency, revenue diversification to push organic growth



MARKET LEADING BRANDS

RPM owns and holds the rights to some of the most well known Australian automotive brands with a rich history of association in the sector



FAVOURABLE INDUSTRY TAILWINDS

The Australian transportation & automotive aftermarket is large and growing including the high growth commercial trucking, 4WD and caravan sectors



CLEAR GROWTH STRATEGY

RPM has a clear strategy to consolidate the fragmented auto market through acquisition to aggressively build the business while driving organic growth



OUTLOOK

FY24 OUTLOOK

- RPM enters FY24 with a forecast annual revenue of \$130 – 140 million
- RPM enters FY24 with a projected double digit organic growth
- Increased operating leverage through cross-sell and economies of scale
- Growth in retail division from building out network and product expansion to better service our customers
- Growth in wholesale division from expansion in VIC and organic growth in NSW & QLD
- Focus on integration of acquisitions, inventory management and exceptional customer service
- Implementation of our Tyre Recycling Strategy





APPENDIX

EXPERIENCED BOARD OF DIRECTORS



GRANT CARMAN
NON-EXECUTIVE CHAIRMAN

Chartered accountant with over 30 years of experience in corporate finance and the Australian Capital Markets

Held senior executive positions for and acted as a corporate adviser to a large number of Australian and international companies in the financial services, automotive, pharmaceuticals, wholesale distribution, manufacturing, services, resources, technology, and telecommunications sectors



CLIVE FINKELSTEIN
CEO/MANAGING DIRECTOR

Co-founder of RPM

Over 25 years' experience in the automotive sector, having built, managed and sold companies including a parts and accessories manufacturer and wholesaler and a 4WD franchise group

Automotive experience spans international markets, manufacturing, development, wholesale, retail and franchising

A significant shareholder in RPM



LAWRENCE JAFFE
EXECUTIVE DIRECTOR

Co-founder of RPM

Previously CEO and Managing Director of RPM Australasia until 2015 and stepped down when the company sold off its largest division. He remained on as Non-Executive Chairman until the company listed on the ASX and currently the Strategic Director at RPM.

Strong financial background in private equity, mergers and acquisitions.

A significant shareholder in RPM



GUY NICHOLLS
NON-EXECUTIVE DIRECTOR

Over 30 years' experience in Senior Executive roles in the automotive sector across strategy design and execution, manufacturing and supply chain, as well as mergers and acquisitions.

Guy was previously the CEO of Rycu Group, a business unit of ASX 200-listed GUD Holdings (ASX:GUD), and also held senior executive roles at NYSE-listed Genuine Parts Company, known locally as Repco and Napa Autoparts.



ALEX GOODMAN
NON-EXECUTIVE DIRECTOR

Strong background in private equity, business expansion of private companies, and executive management in Global Companies such as IBM, Lotus (Boston), and Amdahl (Silicon Valley)

Previously worked at Jagen P/L, the family office of the Liberman Family, and sat as a Director, on a number of boards which included activities such as investment management and mergers and acquisitions

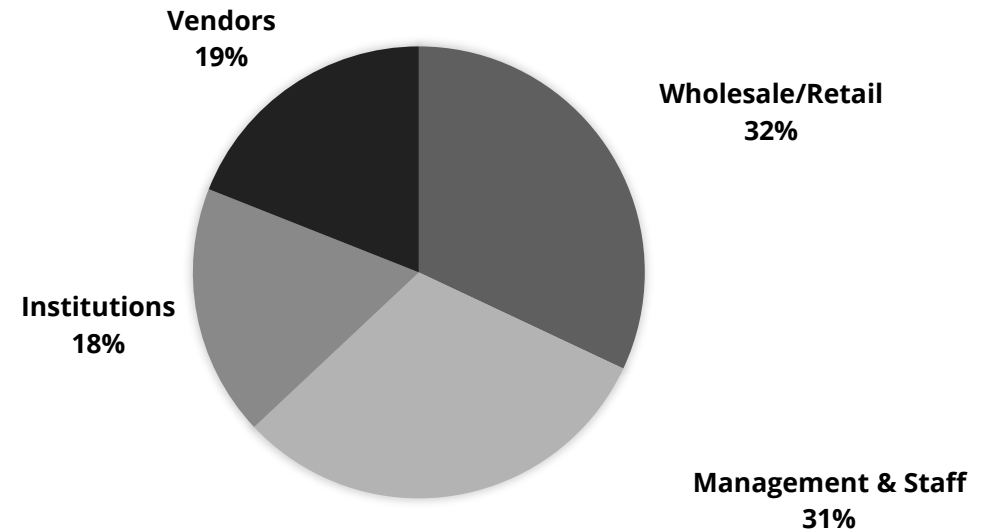
CORPORATE SNAPSHOT

CAPITAL STRUCTURE – 31 August 2023

Shares on Issue	185.4m
Options (Exp.03/24 @ \$0.435)	6m
Share Price	\$0.13
Market Capitalisation	\$24.1m



REGISTER



MAJOR SHAREHOLDERS

Clive Finkelstein (CEO/MD)	~12%
Lawrence Jaffe (Executive Director)	~12%
Management (original vendors)	~19%
Collins Street Value Fund	~5%

IMPORTANT NOTICE & DISCLAIMER

Overview

This document is issued by RPM Automotive Group Limited ACN 002 527 906 RPM ("RPM Automotive" or "RPM") on 31 August 2023.

Summary Information

This document contains summary information about RPM Automotive and its associated and proposed associated entities and their activities as known by RPM Automotive at the date of this document. The information contained in this document is of general background and does not purport to be complete. It should be read in conjunction with RPM Automotive's periodic and continuous disclosure announcements lodged with ASX which are available at www.asx.com.au

This document is not a prospectus or other offering document under Australian or any other law. This document does not contain all of the information which would be required to be disclosed in a prospectus or other offering document. The information in this document remains subject to change without notice.

Not an offer

This document is for information purposes only and is not an invitation nor offer of securities for subscription, purchase or sale in any jurisdiction. This document will not be lodged with ASIC and is not approved by or registered with any regulator in any jurisdiction. This document should not be considered to be an offer or invitation or a solicitation of an offer to acquire entitlements or New Shares or any other financial products and neither this document nor any of its contents will form the basis of any contract or commitment.

Forward looking statements

This document may contain certain forward looking statements. Forward looking statements can generally be identified by the use of forward looking words such as 'anticipate', 'believe', 'expect', 'project', 'forecast', 'estimate', 'likely', 'intend', 'should', 'will', 'could', 'may', 'target', and other similar expressions within the meaning of securities laws of applicable jurisdictions, and include statements regarding outcome and effects. Indications of, and guidance or outlook on future earnings, distributions or financial position or performance are also forward looking statements. These forward looking statements have been made based upon RPM's expectations and beliefs concerning future developments and their potential effect upon RPM (and its controlled entities) and are subject to known and unknown risks and uncertainties which are, in many instances, beyond RPM's control, and may involve significant elements of subjective judgement and assumptions as to future events which may or may not be correct. No assurance is given that future developments will be in accordance with RPM's expectations.

Actual results could differ materially from those expected by RPM and RPM assumes no obligation to update any forward-looking statements or information.

Not advice or recommendation

The information set out in this document does not constitute or purport to be a securities or other recommendation by RPM or any other person and has been prepared without taking into account the objectives, financial situation or needs of any recipient or other person. The information in this document does not constitute financial product advice (nor investment, taxation or legal advice).

Before making an investment decision, investors should consider the appropriateness of the information having regard to their own objectives, financial situation or needs and seek appropriate advice applicable to them in their jurisdiction. An investment in RPM is subject to investment risk including possible loss of income and principal invested.



**MEDIA & INVESTORS
E: INVESTORS@RPMGROUP.NET.AU**

**RPM AUTOMOTIVE GROUP LTD
(ASX: RPM)**

www.rpmgroup.net.au