



SQX RESOURCES LIMITED
ACN: 659 090 338

ANNUAL REPORT
FOR THE YEAR ENDED
30 JUNE 2023

Contents

Cautionary Statements	2
Corporate Information	3
Review of Operations	4
Directors' Report	9
Auditor's Independence Declaration	22
Shareholder Information	23
Interests in Tenements	28
Consolidated Statement of Profit or Loss and Other Comprehensive Income for the Year Ended 30 June 2023	29
Consolidated Statement of Financial Position as at 30 June 2023	30
Consolidated Statement of Changes in Equity for the Year Ended 30 June 2023	31
Consolidated Statement of Cash Flows for the Year Ended 30 June 2023	32
Notes to the Consolidated Financial Statements for the Year Ended 30 June 2023	33
Directors' Declaration	53
Independent Auditor's Report	54

Cautionary Statements

Forward-looking statements

This document may contain certain forward-looking statements. Such statements are only predictions, based on certain assumptions and involve known and unknown risks, uncertainties and other factors, many of which are beyond the Company's control. Actual events or results may differ materially from the events or results expected or implied in any forward-looking statement.

The inclusion of such statements should not be regarded as a representation, warranty or prediction with respect to the accuracy of the underlying assumptions or that any forward-looking statements will be or are likely to be fulfilled. SQX Resources Limited (**SQX** or the **Company**) undertakes no obligation to update any forward-looking statement to reflect events or circumstances after the date of this document (subject to securities exchange disclosure requirements).

The information in this document does not take into account the objectives, financial situation or particular needs of any person or organisation. Nothing contained in this document constitutes investment, legal, tax or other advice.

Previous Disclosure – 2012 JORC Code

The information in this Annual Report that relates to Exploration Results, Exploration Targets and Exploration Data for SQX's Projects was extracted from the following ASX Announcements:

- ASX Announcement titled "Prospectus" dated 16 February 2023
- ASX Announcement titled "Initial Assay Results Confirm Broad Gold Mineralisation" dated 3 July 2023
- ASX Announcement titled "Soil Sampling Identifies Multiple Anomalous Copper Zones" dated 7 July 2023
- ASX Announcement titled "Extended Scrub Paddock Intercept of 553m @ 0.10 g/t Au" dated 19 July 2023
- ASX Announcement titled "IP Geophysics to Commence at Scrub Paddock and Ollenburgs" dated 11 August 2023
- ASX Announcement titled "SQX Strategic Review Underway" dated 8 September 2023

A copy of such announcements is available to view on the SQX Resources Limited website www.sqxresources.com. The reports were issued in accordance with the 2012 Edition of the JORC Australasian Code for Reporting of Exploration Results, Mineral Resources and Ore Reserves. The Company confirms that it is not aware of any new information or data that materially affects the information included in the original market announcement. The Company confirms that the form and context in which the Competent Person's findings are presented have not been materially modified from the original market announcement. All material assumptions and technical parameters underpinning estimates in the relevant market announcement continue to apply and have not materially changed.

Listing Rule Disclosure

In accordance with Listing Rule 4.10.19, SQX Resources Limited advises that it has used the cash and assets in a form readily convertible to cash that it had at the time of admission in a manner consistent with its business objectives.

Corporate Information

Directors

Patrick Glovac, Executive Chairman
Brent Van Staden, Non-Executive Director
David Sanders, Non-Executive Director

Company Secretary

Craig McPherson

Head Office and Registered Office

SQX Resources Limited
Level 1, 371 Queen St
Brisbane QLD 4000
Tel: +61 7 3054 7108

Auditors

PKF Brisbane Audit
Level 6, 10 Eagle Street
Brisbane QLD 4000

Share Registry

Link Market Services
Level 21
10 Eagle Street
Brisbane QLD 4000
Australia

Stock Exchange Listing

Australian Stock Exchange – ASX: SQX

Review of Operations

During the year ended 30 June 2023, the primary focus of SQX Resources Limited (**SQX**) was the successful completion of the Company's Initial Public Offer (**IPO**) in February 2023 raising \$5,000,000, the advancement of exploration activities at EPM 27257 in Queensland (of which SQX has a 100% interest through its wholly owned subsidiary Ollenburgs Pty Ltd) and the analysis of potential investment opportunities. The Company provides a summary of its operational and corporate activities for year ended 30 June 2023 as follows.

OLLENBURGS PTY LTD - PROJECTS

Background

EPM 27257 (the **Tenement**) is granted to Ollenburgs Pty Ltd, which was acquired by SQX prior to admission to the Official List of the ASX. The Tenement contains both the Scrub Paddock Prospect and the Ollenburgs Prospect (the **Prospects**) which are prospective for copper and gold. EPM 27257 is located approximately 37km North-East of the town of Nanango in South-East Queensland (shown in Figure 1).

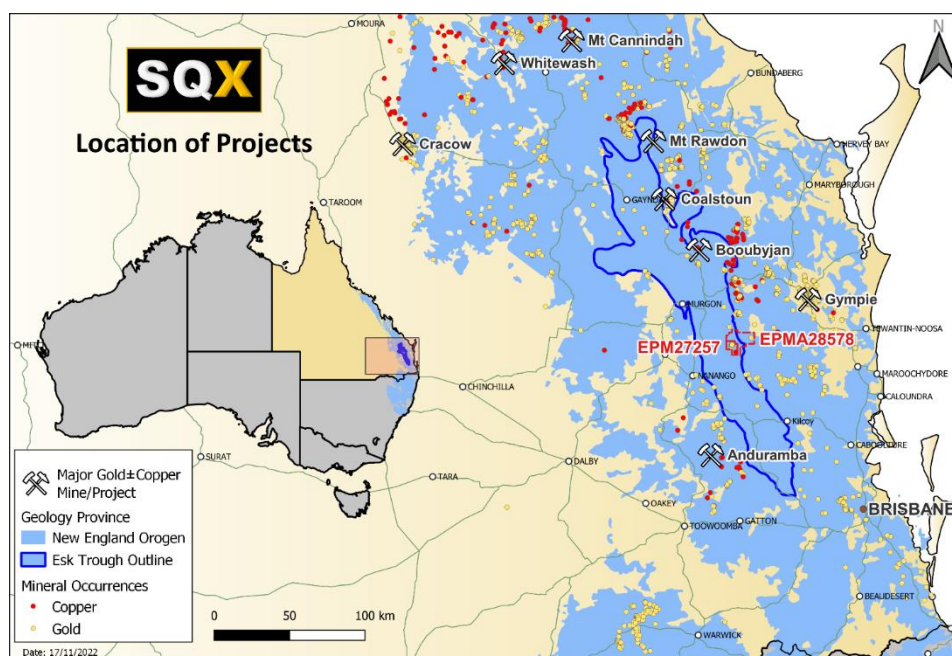


Figure 1: Location of EPM 27257

Ollenburgs Pty Ltd is also the applicant for an outstanding tenement application, EPMA 28578, abuts EPM 27257 to the East.

Operations

During the period ended 30 June 2023, the Company undertook exploration activities at the Prospects.

Scrub Paddock

Drilling commenced at Scrub Paddock within weeks of SQX's ASX listing in February 2023. A total of 6 holes for 2,366m comprised of both reverse circulation (**RC**) and diamond drilling (**DD**) was drilled within an approximately 7-week period, with the aim of testing for economic mineralisation of the exploration target, being a potential gold and copper porphyry system. Hole locations are shown in Figure 2.

Review of Operations

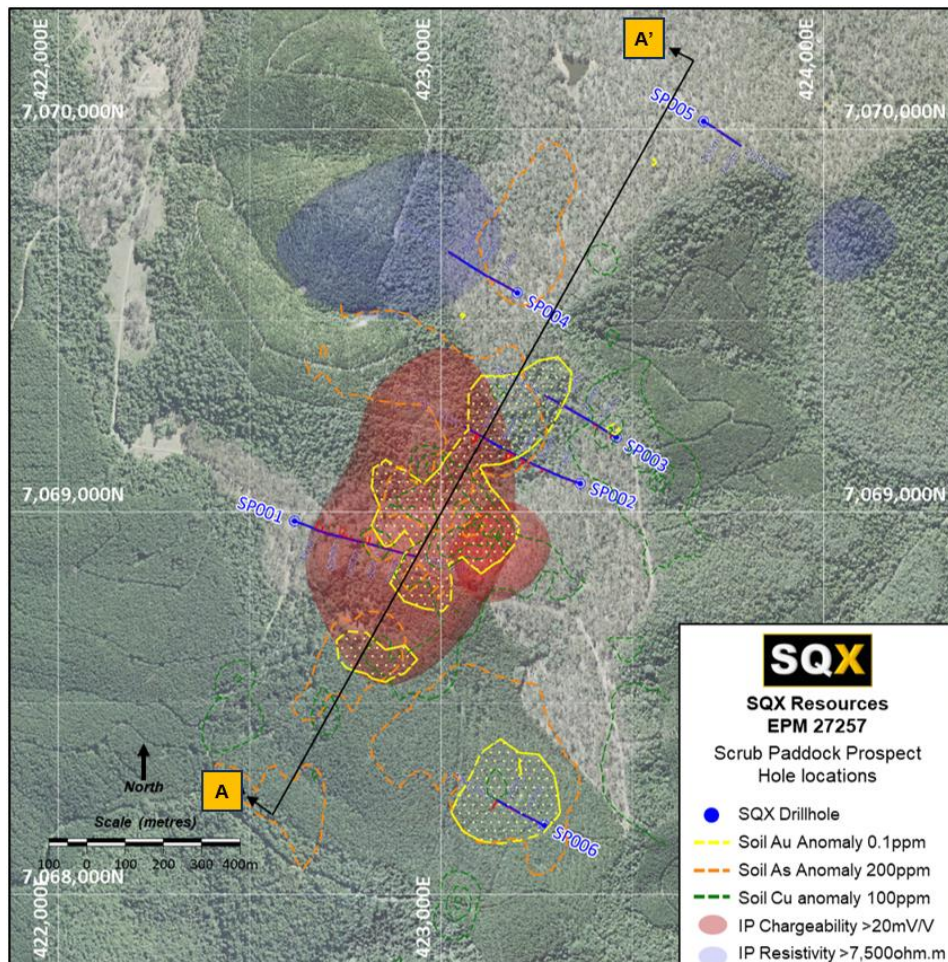


Figure 2: Scrub Paddock boreholes SP001 – SP006, historical induced polarisation (IP) anomalies, historical surface geochemical anomalies and longitudinal section line A-A' as shown in Figure 3

Assay results subsequently confirmed broad gold-bearing mineralisation in multiple holes, including 553m @ 0.10g/t Au from 27m in borehole SP002 and 152m @ 0.12g/t Au from 93m in borehole SP001 (Figure 3). General observations of core from the four holes that were partially diamond drilled included porphyry style alteration and mineralisation in the andesitic volcanoclastics associated with feldspar porphyry dykes and microdiorite intrusion.

Independent analysis of recent and historical drill assay results concluded that

- Evidence of mineralisation and alteration patterns suggests recent drillholes may have been located peripherally to a porphyry Cu-Au system
- Drilling intersected low level, porphyry style, Cu-Au mineralisation
 - Multiple intrusions and potassic alteration support this observation
 - Lithogeochemical evidence suggests multiphase intrusions.

Review of Operations

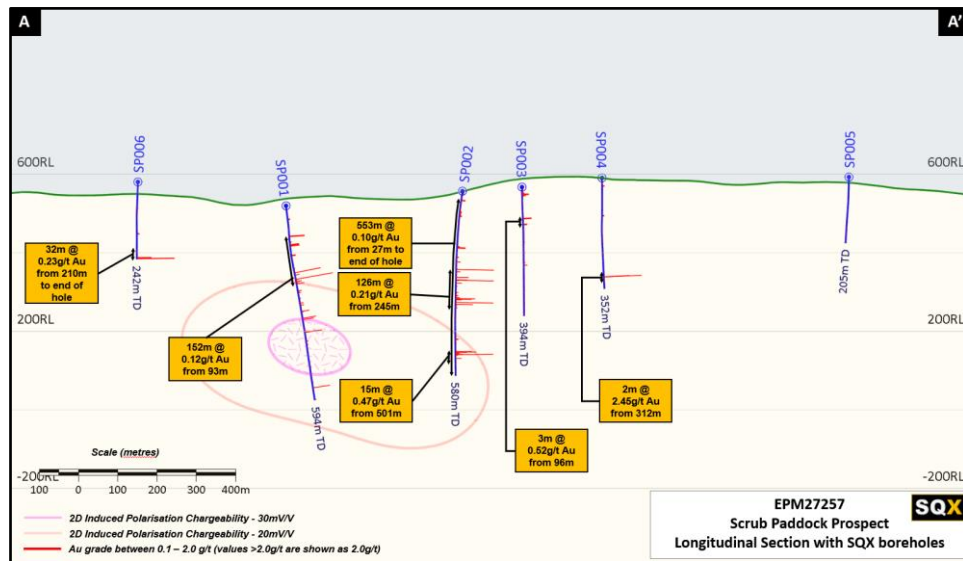


Figure 3: Longitudinal section showing holes, Au intercepts >0.1g/t and 2.0g/t cutoff, 2D induced polarisation chargeability anomaly.

Ollenburgs

Soil sampling was undertaken at the Ollenburgs Prospect in May and early June 2023 to optimise drill hole placement for future drillholes. A total of 191 samples were collected at locations shown in Figure 4. Samples were collected from a spacing of typically 100m, with topography also determining collection sites.

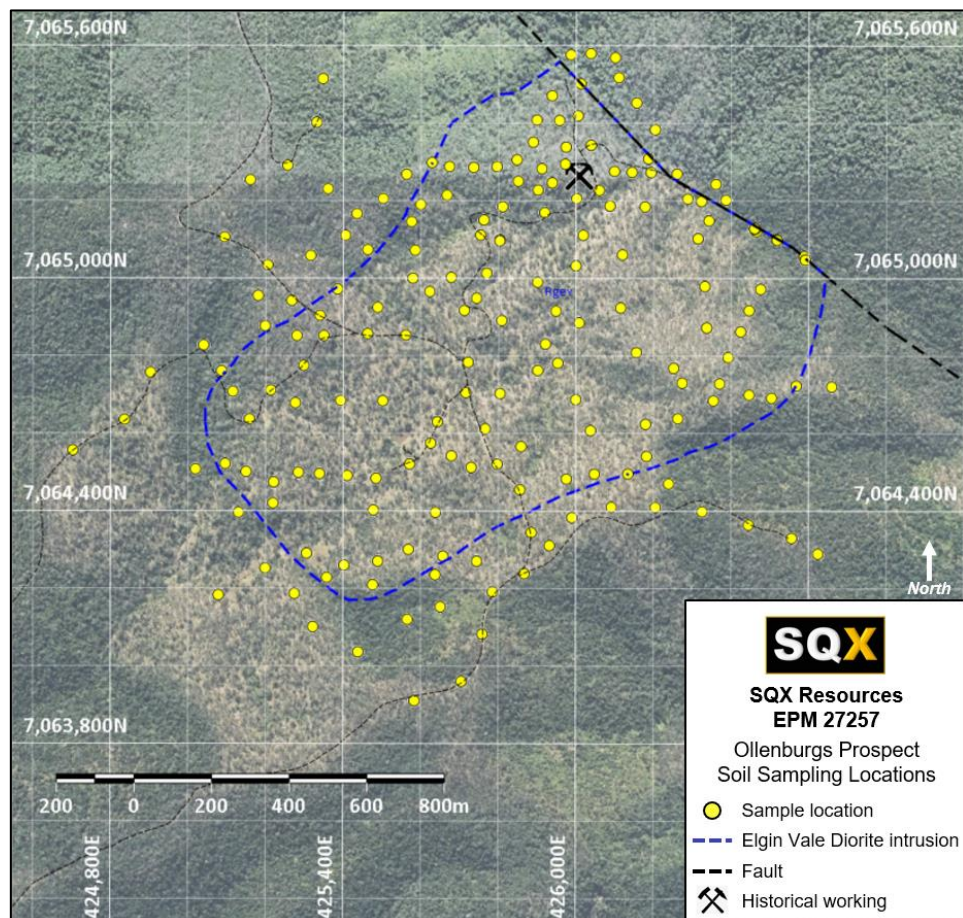


Figure 4: Ollenburgs Prospect map showing soil sampling locations, Ollenburgs historic copper workings and the Elgin Vale Diorite intrusion outline (blue)

Review of Operations

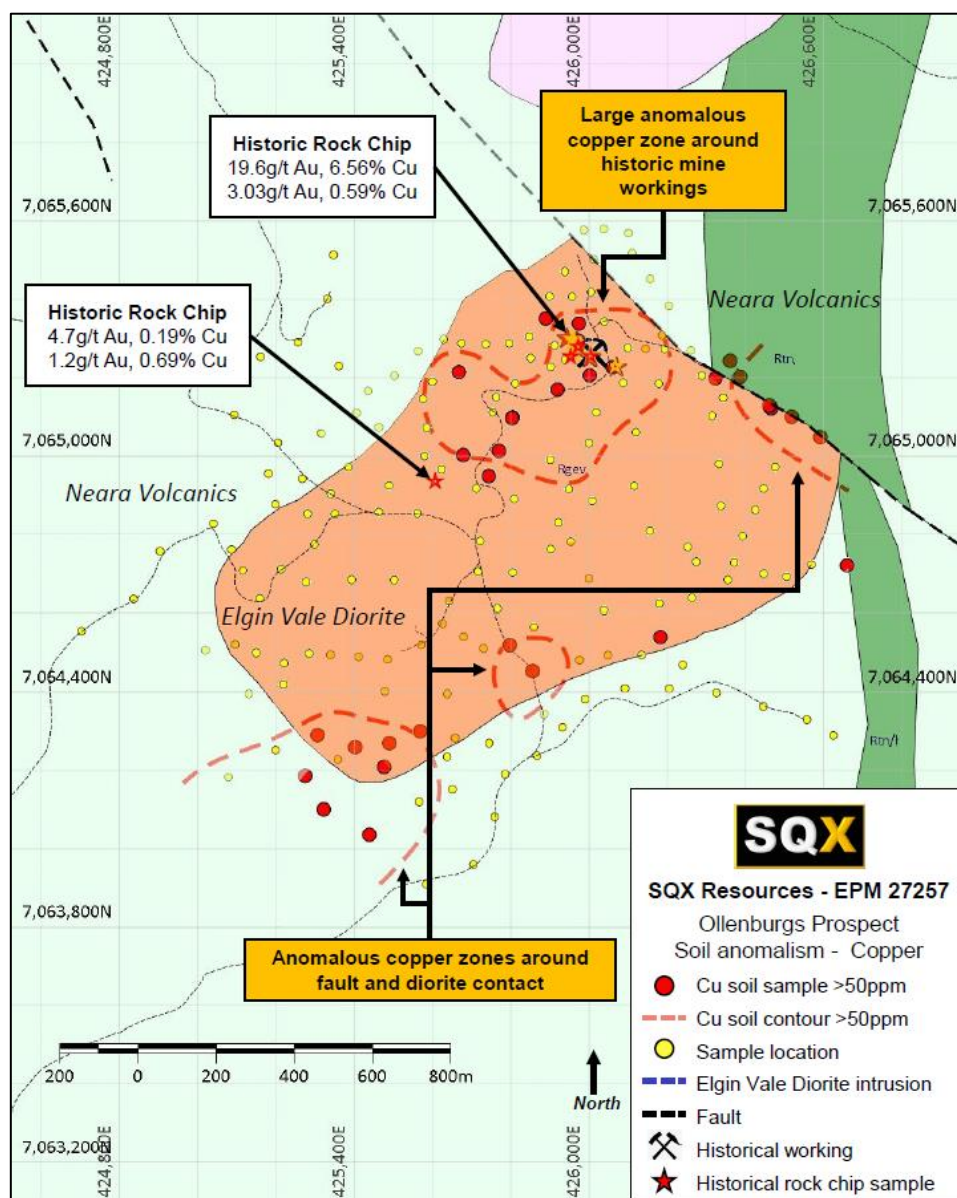


Figure 5: Ollenburs copper prospect map showing soil sample location with 50ppm copper contour, geology, and historical rock chip samples containing copper or gold

Assay results confirmed multiple anomalous (>50ppm) copper zones, including in an area near a historical rock chip sample of 19.6g/t Au and 6.56% Cu, as shown in Figure 5. Other metals were detected in trace amounts including gold, arsenic, bismuth and molybdenum, which all support the exploration target of copper/gold porphyry mineralisation.

Subsequent to the reporting period ending 30 June 2023, on 8 September 2023, SQX announced that while the Board believed considerable prospectivity remained in EPM 27257, a Strategic Review had commenced to optimise planned activities and timelines, with activities on site paused pending the results of this review.

Review of Operations

CORPORATE

The Company completed its IPO and was admitted to the Official List of the ASX on 16 February 2023. The securities of the Company (ASX:SQX) commenced quotation on 20 February 2023. The Company raised A\$5 million (before costs of the offer) pursuant to the Initial Public Offering under its prospectus dated 30 November 2022 through the issue of 25,000,000 shares at an issue price of A\$0.20 per share and 12,500,000 free attaching unquoted options exercisable at \$0.30 per option expiring 10 February 2026 (being 3 years from the date of issue).

Prior to admission to the Official List of the ASX, the Company acquired Ollenburgs Pty Ltd for consideration of \$1 on the terms outlined in the SQX IPO prospectus dated 30 November 2022.

Directors' Report

The Directors of SQX Resources Limited (the Company) present their Financial Report, for the year ended 30 June 2023.

DIRECTORS

The following persons were directors of the Company during the financial period and up to the date of this report, unless otherwise stated:

Patrick Glovac (appointed 29 August 2023)
 Brent Van Staden (appointed 30 November 2022)
 David Sanders (appointed 29 August 2023)
 Bryan Granzien (appointed 30 November 2022; resigned 29 August 2023)
 Tim Cooper (appointed 2 May 2022; resigned 29 August 2023)
 Gregory Kern (appointed 2 May 2022; resigned 10 November 2022)
 Simon Cohn (appointed 2 May 2022; resigned 6 December 2022)
 Russell Daly (appointed: 2 May 2022; resigned 10 November 2022)

Information on Directors

The board has a strong combination of technical, managerial and capital markets experience. The names and qualifications of the current directors are summarised as follows:

Patrick Glovac – Executive Chairman

Qualifications	B Commerce (Finance, Banking and Management)
Appointment Date	29 August 2023
Resignation Date	N/A
Length of Service	0.1 years
Current ASX Listed Directorships	Pure Resources Limited and Global Oil & Gas Limited
Former ASX Listed Directorships	Hyperion Metals Limited

Mr Glovac has over 20 years experience within capital markets, specialising in corporate advisory, management and investment advice. He is also a highly experienced Company Director, holding positions across numerous ASX listed companies in the capacity as Managing Director, Executive Director, Chairman and Non-Executive roles. Mr Glovac currently serves on the board of Pure Resources Limited and Global Oil & Gas Limited. Previously Mr Glovac was founding director and shareholder of IperionX Limited.

David Sanders – Non-Executive Director

Qualifications	B Comm, B Juris, LLB(Hons), Graduate Diploma Applied Finance and Investment
Appointment Date	29 August 2023
Resignation Date	N/A
Length of Service	0.1 years
Current ASX Listed Directorships	Javelin Resources Limited, Si6 Metals Limited
Former ASX Listed Directorships	Mantle Minerals Limited

Mr Sanders has more than 20 years' experience in corporate law. He has advised numerous entities, including ASX-listed and private companies on capital raising, mergers and acquisitions, Corporations Act and ASX Listing Rules compliance, as well as commercial transactions across a range of industries and jurisdictions. In addition to his legal qualifications, David has a Bachelor of Commerce and Graduate Diploma of Applied Finance and Investments from the Securities Institute of Australia. David is currently Chairman of ASX listed Javelin Minerals Limited and Si6 Metals Limited.

Directors' Report

Brent Van Staden - Non-Executive Director

Qualifications	Masters of Law in Taxation Masters of Commercial Law Diploma of Legal Practice
Appointment Date	30 November 2022
Resignation Date	N/A
Length of Service	0.8 years
Current ASX Listed Directorships	N/A
Former ASX Listed Directorships	N/A

Brent is a Partner in the corporate team of HWL Ebsworth Lawyers.

The Board does not consider Mr van Staden to be an Independent Director by virtue of his interest in HWL Ebsworth Lawyers as a partner in that firm, to whom the Company has paid fees for professional services.

He has considerable experience in all aspects of corporate and mining law, advising clients on matters involving corporate governance, capital raising, mergers and acquisitions in the mineral resources sector.

Brent holds a Masters of Law in Taxation, a Masters of Commercial Law and a Diploma of Legal Practice. He is admitted to practice in Queensland and New South Wales, as well as the United Kingdom and South Africa. He also has a Post Graduate Diploma in Applied Corporate Governance.

Bryan Granzien – former Non-Executive Chairman

Appointment Date	30 November 2022
Resignation Date	29 August 2023
Length of Service	0.75 years

Tim Cooper – former Non-Executive Director

Appointment Date	2 May 2022
Resignation Date	29 August 2023
Length of Service	1.25 years

Gregory Kern – former Non-Executive Director

Appointment Date	2 May 2022
Resignation Date	10 November 2022
Length of Service	0.53 years

Simon Cohn – former Non-Executive Director

Appointment Date	2 May 2022
Resignation Date	6 December 2022
Length of Service	0.60 years

Russell Daly – former Non-Executive Director

Appointment Date	2 May 2022
Resignation Date	10 November 2022
Length of Service	0.53 years

Directors' Report

CHIEF EXECUTIVE OFFICER

Mark Purcell – former Chief Executive Officer

Qualifications	Bachelor of Engineering (Mining) Masters of Business Administration (Executive)
Appointment Date	15 June 2022
Resignation Date	22 August 2023
Length of Service	1.2 years
Current ASX Listed Directorships	N/A
Former ASX Listed Directorships	N/A

COMPANY SECRETARY

Craig McPherson –Company Secretary

Appointment Date	30 November 2022
Resignation Date	N/A
Length of Service	0.75 years

Mr McPherson graduated with a Bachelor of Commerce degree from the University of Queensland and is a member of Chartered Accountants Australia and New Zealand. He has in excess of twenty five years of commercial and financial management experience and has held various roles with ASX and TSX listed companies over the past fifteen years in Australia and overseas.

INTERESTS IN SECURITIES

As at the date of this report, the interests of each director in shares and options issued by the Company are shown in the table below:

Directors	Shares	Options	Performance Rights
Patrick Glovac	1,560,614 ¹	-	-
David Sanders	-	-	-
Brent Van Staden	-	250,000	129,808

1. 790,614 fully paid ordinary shares are held by GTT Global Opportunities Pty Ltd which Mr Glovac has a 1/3 interest in.

PRINCIPAL ACTIVITIES

The principal activity of the Company is the exploration for gold and copper mineralisation in Queensland, Australia.

CORPORATE

The Company was incorporated as an Australian public company limited by shares on 2 May 2022.

DIVIDENDS PAID OR RECOMMENDED

There were no dividends paid or recommended during the financial year (2022: nil).

Directors' Report

REVIEW OF OPERATIONS

Information on the operations of the Group during the financial year and up to the date of this report is set out separately in the Annual Report under Review of Operations.

OPERATING RESULTS

The Group's operating loss for the financial year was \$1,439,240 (2022: \$nil).

CAPIAL STRUCTURE

As at 30 June 2023 the Company had 31,250,000 ordinary shares, 22,310,478 options and 1,124,997 performance rights on issue.

FINANCIAL POSITION

At 30 June 2023, the Group's net assets totalled \$3,866,711 (2022: \$1,000) which included cash assets of \$2,966,711 (2022: \$226,000).

Throughout the year the Group focussed on exploration and development on the Group's projects.

The Group's working capital, being current assets less current liabilities has increased from \$1,000 at 30 June 2022 to \$2,961,373 at 30 June 2023.

TREASURY POLICY

The Group does not have a formally established treasury function. The Board is responsible for managing the Group's finance facilities. The Group does not currently undertake hedging of any kind and is not currently directly exposed to material currency risks.

LIQUIDITY AND FUNDING

The Group has sufficient funds to finance its operations and exploration activities, and to allow the Group to take advantage of favourable business opportunities, not specifically budgeted for, or to fund unforeseen expenditure.

SIGNIFICANT CHANGES IN STATE OF AFFAIRS

Other than the securities issued as noted above, there were no other significant changes in the state of affairs of the Group in the financial year.

SUBSEQUENT EVENTS

On 21 August 2023, the Group advised that it had made application for official quotation of 12,500,000 options, expiring 10 February 2026 and with an exercise price of \$0.30 per share.

On 22 August 2023, the Group advised that Mr Mark Purcell has given notice of resignation as Chief Executive Officer of the Company.

On 30 August 2023, the Group advised that Patric Glovac and David Sanders had been appointed to the Board following the resignation of Bryan Granzien and Tim Cooper, with such changes effective 29 August 2023.

On 8 September 2023, the Group advised that a strategic review had commenced on future activities at EPM 27257, with planned activities at the Tenement paused pending results of this review. The Group also announced a strong focus on supplementing its existing copper focus by the addition

Directors' Report

of one or more complimentary assets, with priority of resources being given to expand the portfolio with additional critical minerals assets.

Also announced on 8 September 2023 was that Patrick Glovac entered into an Executive Director Agreement with the Group and will perform an Executive Chair role, David Sanders entered into a Non-Executive Director Agreement, while the Board agreed Brent Van Staden's existing Non-Executive Director Agreement would be amended to increase the amount payable to Mr Van Staden to \$40,000 per annum plus statutory superannuation.

Other than the matters noted above, there are no material matters or circumstances that have arisen since the end of the year which significantly affected or may significantly affect the operations of the Group, the results of those operations, or the state of affairs of the Group in future financial years.

ENVIRONMENTAL ISSUES

The Group is subject to significant environmental regulations under the laws in Australia. The directors monitor the Group's compliance with environmental obligations. The directors are not aware of any compliance breach arising during the year and up to the date of this report.

REMUNERATION REPORT (AUDITED)

This report details the nature and amount of remuneration for each director and other key management personnel.

The names of key management personnel of the Company who have held office during the financial year are:

Bryan Granzien	Non-Executive Chairman (appointed 30 November 2022 and resigned 29 August 2023)
Tim Cooper	Non-Executive Director (appointed 2 May 2022 and resigned 29 August 2023)
Brent Van Staden	Non-Executive Director (appointed 30 November 2022)
Gregory Kern	Non-Executive Director (appointed 2 May 2022, resigned 10 November 2022)
Russell Daly	Non-Executive Director (appointed 2 May 2022, resigned 10 November 2022)
Simon Cohn	Non-Executive Director (appointed 2 May 2022, resigned 6 December 2022)
Mark Purcell	Chief Executive Officer (appointed 15 June 2022 and resigned 22 August 2023)

The Group's remuneration policy seeks to align director and executive objectives with those of shareholders and the business, while at the same time, recognising the early exploration stage of the Group and the criticality of funds being utilised to achieve discovery objectives. The board believes the current policy has been appropriate and effective in achieving a balance of these objectives.

The Group's remuneration policy provides for long-term incentives to be offered through a director and employee equity incentive plan. Options and Performance Rights may be granted under this plan to align directors', executives', employees' and shareholders' interests. To achieve this aim options and performance rights are granted with higher exercise prices (than the share price at issue) rewarding share price growth.

The board of directors is responsible for determining and reviewing the Group's remuneration policy, remuneration levels and performance of both executive and non-executive directors. Independent external advice will be sought when required. No independent external advice was sought during the current year.

Directors' Report

REMUNERATION REPORT (AUDITED) (Continued)

Performance-Based Remuneration

Performance-based remuneration includes both short-term and long-term incentives and is designed to reward key management personnel for reaching or exceeding specific objectives or as recognition for strong individual performance. Short-term incentives are available to eligible staff of the Group and may be comprised of cash bonuses, determined on a discretionary basis by the board. No short-term incentives were made available during the year.

Long-term incentives are currently comprised of share options and performance rights, which are granted from time-to-time to encourage sustained strong performance in the realisation of strategic outcomes and growth in shareholder value.

The exercise price of the options and performance rights is determined after taking into account the underlying share price performance in the period leading up to the date of grant and if applicable, performance conditions attached to the share options and performance rights. Subject to specific vesting conditions, each option and performance right is convertible into one ordinary share.

The Group's policy for determining the nature and amount of remuneration of board members and key executives is set out below.

Directors

Board policy is to remunerate non-executive directors at market rates for comparable companies for time, commitment and responsibilities. The maximum aggregate amount of fees that can be paid to non-executive directors is subject to approval by shareholders at the Annual General Meeting and is not linked to the performance of the Group. The maximum aggregate amount of fees that can be paid to non-executive directors approved by shareholders is currently \$400,000. The appointment conditions of the non-executive directors are set out and agreed in letters of appointment.

During the reporting period, the Company agreed to pay the Non-Executive Chairman \$36,000 per annum plus statutory superannuation and Non-Executive Directors \$30,000 per annum plus statutory superannuation.

Subsequent to the reporting period, the Company agreed to pay the Executive Chair \$160,000 per annum plus statutory superannuation and Non-Executive Directors \$40,000 per annum plus statutory superannuation.

Executives

The remuneration structure for executives is based on a number of factors, including length of service, particular experience of the individual concerned, and overall performance of the Group.

The executives receive payments provided for under an employment or service agreement, which may include cash, superannuation, short-term incentives and equity-based performance remuneration.

Prior to the reporting period, the Company entered into an Executive Services Agreement with Mr Mark Purcell as Chief Executive Officer (CEO).

The engagement of Mr Mark Purcell under this agreement commenced 15 June 2022 and was to continue for an initial fixed period of 3 years, unless terminated on 3 months' notice by either party.

However, the Company may have terminated the agreement without notice if Mr Purcell engaged in serious misconduct. Mr Purcell's cash remuneration for his role as CEO was a salary of \$250,000 per annum plus statutory superannuation, based on being employed by the Company on a full-time basis. Mr Purcell's remuneration was reduced by 25% until such time as the Company was admitted to the Official List of ASX.

Directors' Report

REMUNERATION REPORT (AUDITED) (Continued)

Mr Purcell was also to be issued 1,500,000 Options and 519,231 Performance Rights upon the Company's admission to the Official List of the ASX.

Subsequent to the reporting period, Mr Purcell tendered his resignation.

Remuneration Details of Key Management Personnel

The remuneration of the key management personnel of the Group for the year ended 30 June 2023 was as follows:

Key Management Personnel	Short Term Benefits		Post-Employment		Equity-settled Share-based Payments		Total	Performance related %
	Salary & Fees	Non-cash Benefits	Superannuation	Provision for leave entitlements	Shares	Options /Rights		
	\$	\$	\$	\$	\$	\$	\$	%
<i>Non-Executive Directors</i>								
B Granzien ⁽¹⁾	16,575	-	-	-	-	290,349	306,924	94.60
T Cooper ⁽²⁾	12,500	-	1,313	-	-	43,678	57,491	75.97
B Van Staden ⁽¹⁾	13,812	-	-	-	-	43,678	57,490	75.97
G Kern ⁽³⁾	-	-	-	-	-	-	-	-
R Daly ⁽³⁾	-	-	-	-	-	-	-	-
S Cohn ⁽⁴⁾	-	-	-	-	-	-	-	-
<i>Executives</i>								
M Purcell ⁽⁵⁾	216,166	-	22,618	11,539	-	333,462	583,785	57.12
Total	259,053		23,931	11,539	-	711,167	1,005,690	

1. Appointed 30 November 2022; 2. Appointed 2 May 2022; 3. Resigned 10 November 2022; 4. Resigned 6 December 2022; 5. Appointed 15 June 2022

The was no remuneration paid to key management personnel of the Group for the year ended 30 June 2022.

The percentage of equity-based remuneration for persons who were key management personnel of the Group during the year ended 30 June 2023 is set out below:

Key Management Personnel	Proportion of Remuneration	
	Equity Based	Salary and Fees
B Granzien	94.60%	5.40%
T Cooper	75.97%	24.03%
B Van Staden	75.97%	24.03%
G Kern	-	-
R Daly	-	-
S Cohn	-	-
M Purcell	57.12%	42.88%

Company Performance, Shareholder Wealth, and Director and Executive Remuneration

During the financial year, the Company generated losses as its principal activity was mineral exploration. As the Company is still in the exploration stage, the link between remuneration, company performance and shareholder wealth is tenuous. Share prices are subject to the influence of commodity prices and market sentiment towards the sector, and as such, increases and decreases might occur independent of executive performance and remuneration.

Directors' Report

REMUNERATION REPORT (AUDITED) (Continued)

Options Held by Key Management Personnel

Details of options held directly, indirectly or beneficially by key management personnel during the year ended 30 June 2023 were as follows:

Key Management Personnel	Balance at 1 July 2022	Granted as Compensation	Acquired	Exercised	Sold/Lapsed	Balance at 30 June 2023	Total Vested 30 June 2023	Total Vested and Exercisable 30 June 2023
B Granzien	-	1,350,000	-	-	-	1,350,000	1,350,000	1,350,000
B Van Staden	-	250,000	-	-	-	250,000	250,000	250,000
T Cooper	-	250,000	177,744	-	-	427,744	427,744	427,744
G Kern	-	-	-	-	-	-	-	-
R Daly	-	-	-	-	-	-	-	-
S Cohn	-	-	-	-	-	-	-	-
M Purcell	-	1,500,000	125,000	-	-	1,625,000	1,625,000	1,625,000
Total	-	3,350,000	302,744	-	-	3,652,744	3,652,744	3,652,744

Options Granted as Remuneration

The terms and conditions of each grant of options over ordinary shares affecting remuneration of directors and other key management personnel in this financial year are as follows:

Key Management Personnel	Number of options granted	Grant date	Vesting date	Expiry date	Exercise price	Fair Value per option at grant date
B Granzien	1,000,000	10.02.2023	10.02.2023	10.02.2025	Nil	\$0.20
B Granzien	350,000	10.02.2023	10.02.2023	10.02.2025	\$0.30	\$0.0825
T Cooper	250,000	10.02.2023	10.02.2023	10.02.2025	\$0.30	\$0.0825
B Van Staden	250,000	10.02.2023	10.02.2023	10.02.2025	\$0.30	\$0.0825
M Purcell	1,000,000	10.02.2023	10.02.2023	10.02.2025	Nil	\$0.20
M Purcell	500,000	10.02.2023	10.02.2023	10.02.2025	\$0.30	\$0.0825

Directors' Report

REMUNERATION REPORT (AUDITED) (Continued)

Values of options over ordinary shares granted, exercised and lapsed for directors and other key management personnel as part of compensation during the year ended 30 June 2023 are set out below:

Key Management Personnel	Value of options granted during the year	Value of options exercised during the year	Value of options lapsed during the year
B Granzien	\$228,875	-	-
T Cooper	\$20,625	-	-
B Van Staden	\$20,625	-	-
G Kern	-	-	-
R Daly			
S Cohn	-	-	-
M Purcell	\$241,250	-	-

No options have been granted to Key Management Personnel since the end of the financial year.

Performance Rights Held by Key Management Personnel

Details of performance rights held directly, indirectly or beneficially by key management personnel during the year ended 30 June 2023 were as follows:

Key Management Personnel	Balance at 1 July 2022	Granted as Compensation	Acquired	Exercised	Sold/Lapsed	Balance at 30 June 2023	Total Vested 30 June 2023	Total Vested and Exercisable 30 June 2023
B Granzien	-	346,150	-	-	-	346,150	346,150	-
T Cooper	-	129,808	-	-	-	129,808	129,808	-
B Van Staden	-	129,808	-	-	-	129,808	129,808	-
G Kern	-	-	-	-	-	-	-	-
R Daly	-	-	-	-	-	-	-	-
S Cohn	-	-	-	-	-	-	-	-
M Purcell	-	519,231	-	-	-	519,231	519,231	-
Total	-	1,124,997	-	-	-	1,124,997	1,124,997	-

Directors' Report

REMUNERATION REPORT (AUDITED) (Continued)

Performance Rights Granted as Remuneration

The terms and conditions of each grant of performance right over ordinary shares affecting remuneration of directors and other key management personnel in this financial year are as follows:

Key Management Personnel	Number of rights granted	Grant date	Vesting date	Expiry date	Exercise price	Fair Value per right at grant date
B Granzien	346,150	10.02.2023	10.02.2023	10.02.2028	Nil	\$0.1776
T Cooper	129,808	10.02.2023	10.02.2023	10.02.2028	Nil	\$0.1776
B Van Staden	129,808	10.02.2023	10.02.2023	10.02.2028	Nil	\$0.1776
M Purcell	519,231	10.02.2023	10.02.2023	10.02.2028	Nil	\$0.1776

Values of performance rights over ordinary shares granted, exercised and lapsed for directors and other key management personnel as part of compensation during the year ended 30 June 2023 are set out below:

Key Management Personnel	Value of options granted during the year	Value of options exercised during the year	Value of options lapsed during the year
B Granzien	\$61,474	-	-
T Cooper	\$20,053	-	-
B Van Staden	\$20,053	-	-
G Kern	-	-	-
R Daly	-	-	-
S Cohn	-	-	-
M Purcell	\$92,212	-	-

No performance rights have been granted to Key Management Personnel since the end of the financial year.

Shares Held by Key Management Personnel

Details of shares held directly, indirectly or beneficially by key management personnel during the year ended 30 June 2023 were as follows:

Key Management Personnel	Balance at 1 July 2022	Purchases	Sales	Balance at 30 June 2023
B Granzien	-	-	-	-
T Cooper	105,487	250,000	-	355,487
B Van Staden	-	-	-	-
G Kern ⁽¹⁾	-	-	-	-
R Daly ⁽¹⁾	-	-	-	-
S Cohn ⁽¹⁾	-	-	-	-
M Purcell	-	250,000	-	250,000

(1) Held at date of resignation

Directors' Report

REMUNERATION REPORT (AUDITED) (Continued)

Other transactions with Key Management Personnel

During the year, the Group paid Colin Biggers & Paisley Lawyers \$81,409 and HWL Ebsworth Lawyers \$4,163, entities associated with Mr Van Staden, for legal services. At reporting date there was an amount of \$2,904 outstanding and payable to HWL Ebsworth.

During the year, the Group paid Kern Group \$29,998, an entity associated with Mr Kern and Mr Daly, for services in relation to the Initial Public Offer of securities. At reporting date there was an amount of \$nil outstanding and payable to Kern Group.

During the year, the Group drew down an additional \$150,000 in Seed Loan funding; repaid \$285,000 in Seed Loan funding and also paid \$5,375 in interest in connection with related party, Mining Projects Accelerator Pty Ltd, an entity associated with Mr Cohn and Mr Cooper. At reporting date there was an amount of \$nil outstanding and payable to Mining Projects Accelerator Pty Ltd.

During the year, the Group acquired Ollenburs Pty Ltd from Mining Projects Accelerator Pty Ltd, an entity associated with Mr Cohn and Mr Cooper. Ollenburs Pty Ltd is the holder of EPM 27257 and EPM Application EPMA 28578. Consideration paid was \$1.

There have been no other transactions with key management personnel during the year ended 30 June 2023.

End of Remuneration Report (Audited)

OPTIONS AND PERFORMANCE RIGHTS

At the date of this report, the unissued ordinary shares of the Company under options are as follows:

Unlisted Options

Expiry Date	Exercise Price	No. Under Option
10 February 2025	\$Nil	2,000,000
10 February 2025	\$0.30	1,350,000
10 February 2026	\$0.30	3,335,478
16 February 2026	\$0.30	3,125,000
		9,810,478

Listed Options

Expiry Date	Exercise Price	No. Under Option
10 February 2026	\$0.30	12,500,000
		12,500,000

Performance Rights

Expiry Date	Exercise Price	No. Under Option
10 February 2028	\$Nil	1,124,997
		1,124,997

Directors' Report

DIRECTOR'S MEETINGS

The meetings (held while a director) attended by each director during the financial year were:

Directors	Board	
	Meetings	Attended
B Granzien	6	6
T Cooper	6	6
B Van Staden	6	6
G Kern	-	-
R Daly	-	-
S Cohn	-	-

It is noted that the Directors were able to attend to business of the Company during the year by circulated resolution and telephone meetings as permitted by the Company's Constitution in place of conducting physical meeting meetings.

CORPORATE GOVERNANCE

In recognising the need for the highest standards of corporate behaviour and accountability, the directors of SQX Resources Limited support and, where practicable or appropriate, have adhered to the ASX Principles of Corporate Governance. The Company's Corporate Governance Statement is lodged separately on the ASX and can be found on the Company's website.

INDEMNIFYING DIRECTORS AND AUDITORS

The Company has entered into a Deed with each of the Directors (and the Company Secretary) whereby the Company has agreed to provide certain indemnities to each Director (and the Company Secretary) to the extent permitted by the Corporations Act and to use its best endeavours to obtain and maintain directors' and officers' indemnity insurance, subject to such insurance being available at reasonable commercial terms.

The Company has paid premiums to insure each of the directors (and the Company Secretary) of the Company against liabilities for costs and expenses incurred by them in defending any legal proceedings arising out of their conduct while acting in the capacity of director (or Company Secretary) of the Company, other than conduct involving a wilful breach of duty in relation to the Company. The contracts include a prohibition on disclosure of the premium paid and nature of the liabilities covered under the policy.

The Company has not given an indemnity or entered into an agreement to indemnify, or paid or agreed to pay insurance premiums in respect of any person who is or has been an auditor of the Company or a related entity during the year and up to the date of this report.

PROCEEDINGS ON BEHALF OF THE COMPANY

No person has applied for leave of Court to bring proceedings on behalf of the Company or intervene in any proceedings to which the Company is a party for the purpose of taking responsibility on behalf of the Company for all or any part of those proceedings. The Company was not a party to any such proceedings during the year.

NON-AUDIT SERVICES

During the financial year, PKF Brisbane Audit provided corporate advisory, accounting and taxations services in relation to the Company's IPO of \$41,400 (2022: \$16,000).

Directors' Report

AUDITOR'S INDEPENDENCE DECLARATION

The lead auditor's independence declaration under section 307C of the Corporations Act 2001 is attached to and forms part of this financial report.

Signed in accordance with a resolution of the board of directors.

A handwritten signature in black ink, appearing to read 'Patrick Glovac', written in a cursive style.

Patrick Glovac
Executive Chairman
27 September 2023

AUDITOR'S INDEPENDENCE DECLARATION
UNDER SECTION 307C OF THE CORPORATIONS ACT 2001
TO THE DIRECTORS OF SQX RESOURCES LIMITED

I declare that, to the best of my knowledge and belief, during the year ended 30 June 2023, there have been no contraventions of:

- (a) the auditor independence requirements of the *Corporations Act 2001* in relation to the audit; and
- (b) any applicable code of professional conduct in relation to the audit.

This declaration is in respect of SQX Resources Limited and the entities it controlled during the year.

PKF

PKF BRISBANE AUDIT



LIAM MURPHY
PARTNER

BRISBANE
27 SEPTEMBER 2023

Shareholder Information

Additional information required by the Australian Securities Exchange Ltd and not shown elsewhere in this report is as follows. The information is current as at 15 September 2023.

(a) Distribution of equity securities

The number of holders, by size of holding, in each class of security are:

	Ordinary Shares	
	No. Holders	No. Shares
1 - 1,000	11	1,854
1,001 - 5,000	17	64,143
5,001 - 10,000	122	1,202,995
10,001 - 100,000	238	9,713,074
100,001 and over	49	20,267,934
Total	437	31,250,000

	Listed Options	
	No. Holders	No. Options
1 - 1,000	-	-
1,001 - 5,000	155	775,000
5,001 - 10,000	36	305,000
10,001 - 100,000	227	6,726,875
100,001 and over	18	4,693,25
Total	436	12,500,000

Shareholder Information

(b) Twenty Largest Shareholders

The names of the twenty largest holders of Quoted Ordinary Shares are:

#	Registered Name	Number of Shares	% of total Shares
1	MINING PROJECTS ACCELERATOR PTY LTD	2,695,700	8.63
2	MOUNTS BAY INVESTMENTS PTY LTD <CT SUPER FUND A/C>	1,716,730	5.49
3	SYRACUSE CAPITAL PTY LTD <TENACITY A/C>	1,200,000	3.84
4	MISHTALEM PTY LTD	1,125,000	3.6
5	MR PHILIP JOHN CAWOOD	1,000,000	3.2
5	ICHIBAN INVESTMENTS PTY LTD	1,000,000	3.2
6	AUTUMN ORIGIN CAPITAL PTY LTD	850,000	2.72
7	GTT GLOBAL OPPORTUNITIES PTY LTD	790,614	2.53
8	MURDOCH CAPITAL PTY LTD <GLOVAC SUPERFUND A/C>	770,000	2.46
9	WECHSEL ENTERPRISES PTE LTD	602,006	1.93
9	LONG LIFE STRATEGIC INVESTMENTS PTY LTD	602,006	1.93
10	COENT PTY LTD	525,000	1.68
11	YARRA RIVER CAPITAL MANAGEMENT PTY LTD	500,000	1.6
12	MRS HAYLEY JOAN WECHSEL	471,250	1.51
13	PAC PARTNERS SECURITIES PTY LTD	400,000	1.28
13	PURESTEEL HOLDINGS PTY LTD <RATTIGAN SUPER FUND A/C>	400,000	1.28
13	HIRSCH FINANCIAL PTY LTD	400,000	1.28
14	ICHIBAN INVESTMENTS PTY LTD	300,000	0.96
15	JT KOOPS PTY LTD <KOOPS A/C>	250,000	0.8
15	SCKLD INVESTMENTS PTY LTD <SCKLD HOLDINGS A/C>	250,000	0.8
15	PIPPER PTY LTD	250,000	0.8
15	SUBURBAN HOLDINGS PTY LTD <THE SUBURBAN SUPER FUND A/C>	250,000	0.8
16	HORIZON INVESTMENT SERVICES PTY LTD	223,375	0.71
17	<JENKINS SUPER FUND A/C>	200,000	0.64
18	PEPLON NOMINEES PTY LTD	177,000	0.57
19	MR NICHOLAS JOHN WHITE	166,667	0.53
20	MR BARRY ALAN RICHMOND	163,000	0.52
	Total	17,278,348	55.29
	Total issued capital	31,250,000	100.00

(c) Substantial Shareholders

The Company has received substantial shareholder notices from the following entities:

Name of Shareholder	Ordinary Shares	% of total Shares
MINING PROJECTS ACCELERATOR PTY LTD	2,695,700	8.63
MOUNTS BAY INVESTMENTS PTY LTD <CT SUPER FUND A/C>	1,716,730	5.49

Shareholder Information

(d) Twenty Largest Listed Option holders

The names of the twenty largest holders of Quoted Options are:

#	Registered Name	Number of Options	% of total Options
1	RIYA INVESTMENTS PTY LTD	922,500	7.38
2	MISHTALEM PTY LTD	562,500	4.5
3	MR PHILIP JOHN CAWOOD	500,000	4
4	HSBC CUSTODY NOMINEES (AUSTRALIA) LIMITED - A/C 2	375,000	3
5	NETWEALTH INVESTMENTS LIMITED	350,000	2.8
6	YARRA RIVER CAPITAL MANAGEMENT PTY LTD	250,000	2
7	PLASTERBOARD PROJECTS PTY LTD	200,000	1.6
7	PAC PARTNERS SECURITIES PTY LTD	200,000	1.6
7	HIRSCH FINANCIAL PTY LTD	200,000	1.6
8	ICHIBAN INVESTMENTS PTY LTD	150,000	1.2
9	MRS XIAOLING RUAN	125,000	1
9	PIPPER PTY LTD	125,000	1
9	SUBURBAN HOLDINGS PTY LTD	125,000	1
9	JT KOOPS PTY LTD	125,000	1
9	MR RICHARD MACPHILLAMY	125,000	1
9	ERIC GOLF PTY LTD	125,000	1
9	BATO HOLDINGS PTY LTD	125,000	1
10	COENT PTY LTD	108,125	0.87
11	FOXTAIL PTY LTD	100,000	0.8
11	AKJ SUPER PTY LTD	100,000	0.8
12	GRIMALA PTY LTD	75,000	0.6
12	LOOK MORTENSEN PTY LTD	75,000	0.6
12	DJR 29 PTY LTD	75,000	0.6
12	ASPEN GOLD INVESTMENTS PTY LTD	75,000	0.6
12	MRS LUYE LI	75,000	0.6
12	EQUITY TRUSTEES SUPERANNUATION LIMITED	75,000	0.6
12	ICHIBAN INVESTMENTS PTY LTD	75,000	0.6
12	MDR CAPITAL PTY LTD	75,000	0.6
12	MR OON TIAN YEOH & MRS ELZBIETA HELENA YEOH	75,000	0.6
13	STOW COURT PTY LTD	70,000	0.56
14	PNDC BT 1 PTY LTD	62,500	0.5
14	MITCHELL FAMILY INVESTMENTS (QLD) PTY LTD	62,500	0.5
14	RIVACRE INVESTMENTS PTY LTD	62,500	0.5
14	CITICORP NOMINEES PTY LIMITED	62,500	0.5
14	SILKMAGIC PTY LIMITED	62,500	0.5
14	DELEBIO INVESTMENTS PTY LTD	62,500	0.5
14	J BIRD (WA) PTY LTD	62,500	0.5
14	UPPER BEACH PTY LIMITED	62,500	0.5
14	LEHAV PTY LTD	62,500	0.5

Shareholder Information

#	Registered Name	Number of Options	% of total Options
14	WOLSELEY ROAD #1 PTY LIMITED	62,500	0.5
14	SS415 DEVELOPMENTS PTY LTD	62,500	0.5
14	EXERTUS CAPITAL PTY LTD	62,500	0.5
14	BOSTOCK INVESTMENTS PTY LTD	62,500	0.5
15	DR THIEN PIAO THOU	50,000	0.4
15	DR ANDREW PAUL BARBOUR & DR SAMANTHA ALAYNE BARBOUR	50,000	0.4
15	AJM SUPER CO PTY LTD	50,000	0.4
15	MRS HETAL SANGHAVI	50,000	0.4
15	MRS NIDHI KAPASI	50,000	0.4
15	MRS NADINE RUTH TOLCON	50,000	0.4
15	MUNCHA CRUNCHA PTY LTD	50,000	0.4
15	QUANTAL GROUP PTY LTD	50,000	0.4
15	MR NICHOLAS GALATIS & MRS EFFIE GALATIS	50,000	0.4
15	MR JEREMY NICHOLAS TOLCON	50,000	0.4
15	MR JAMES MITCHELL ANDERSEN RALPH	50,000	0.4
15	MR CRAIG RUSSELL STRANGER	50,000	0.4
15	MR CAMERON PEARCE	50,000	0.4
15	MR BOGUSLAW DABROWSKI	50,000	0.4
15	MR ANDREW LOOK	50,000	0.4
15	MR MATTHEW JAY WILEY	50,000	0.4
15	BAY GETAWAY PTY LTD	50,000	0.4
15	MR PETER WADE	50,000	0.4
15	MR NEIL RICHARD BOLTON & MRS JOAN REZIN BOLTON	50,000	0.4
15	MILLWOOD SUPERANNUATION PTY LTD	50,000	0.4
15	MR SIMON GRANT HENDERSON	50,000	0.4
15	LADON HOLDINGS PTY LIMITED	50,000	0.4
15	BYNAS TRADING PTY LTD	50,000	0.4
15	BROWN & CONY PTY LTD	50,000	0.4
15	ZINA GROVE INVESTMENTS PTY LTD	50,000	0.4
15	MR JEREMY NICHOLAS TOLCON & MRS NADINE RUTH TOLCON	50,000	0.4
15	MR CHRISTOPHER JAMES SHOPOV & MR CHRISTOPHER JORDAN SHOPOV	50,000	0.4
16	RIMOYNE PTY LTD	42,500	0.34
17	MRS HAYLEY JOAN WECHSEL	38,125	0.31
18	MR SHAISHAVKUMAR PATEL & MRS VIDUSHI PATEL	37,500	0.3
18	SLH SHARE TRADING PTY LTD	37,500	0.3
18	A & L TAUCHER PTY LTD	37,500	0.3
18	MR JOHN CORR	37,500	0.3
18	MR DONALD GRAHAM HULBERT	37,500	0.3
18	MADWE PTY LTD	37,500	0.3
18	SSDW INVESTMENTS PTY LTD	37,500	0.3
18	MR MARK PETER SOMIC	37,500	0.3
18	WR SIMPSON NOMINEES PTY LTD	37,500	0.3

Shareholder Information

#	Registered Name	Number of Options	% of total Options
18	KATILAN PTY LTD	37,500	0.3
18	DONE GETTERS PTY LTD	37,500	0.3
19	ROBERTS SUPERFUND PTY LTD	35,000	0.28
20	EQUITY TRUSTEES SUPERANNUATION LIMITED	32,500	0.26
	Total	8,361,250	66.89
	Total issued	12,500,000	100

(e) Voting rights

All ordinary shares carry one vote per share without restriction.

Options and performance rights do not carry voting rights.

(f) Restricted securities

As at the date of this report, there were the following securities subject to ASX escrow:

Security	Restriction Period	Number
Fully Paid Ordinary Shares	24 Months from the date of quotation	6,250,000
Unlisted Options	24 Months from the date of quotation	9,810,478
Performance Rights	24 Months from the date of quotation	1,124,997

(g) On-market buy back

There is no current on-market buy-back in place.

Interests in Tenements

SQX Resources Limited held the following interests in tenements as at the date of this report:

- *EPM 27257 (granted) in Queensland – 15 sub blocks – 100% owned*
- *EPM 28578 (under application) in Queensland – 44 sub blocks – 100% owned*

**Consolidated Statement of Profit or Loss and Other Comprehensive Income
For the Year Ended 30 June 2023**

	Note	30-Jun-23 \$	30-Jun-22 \$
Other income		25,176	-
Administration expenses		(312,281)	-
Employee benefits expense		(239,405)	-
Exploration expenses		(1,487)	-
Legal Fees		(58,670)	-
Share based payment expenses	16	(711,167)	-
Loss before tax		(1,303,834)	-
Income tax benefit/(expense)	2	(135,406)	-
Net loss for the period from operations		<u>(1,439,240)</u>	-
Other comprehensive income		-	-
Total comprehensive loss for the period		<u>(1,439,240)</u>	-
Basic loss per share (cents)	13	(9.28)	-
Diluted loss per share (cents)	13	(9.28)	-

The accompanying notes form part of these financial statements.

Consolidated Statement of Financial Position
As at 30 June 2023

	Note	30-Jun-23 \$	30-Jun-22 \$
ASSETS			
CURRENT ASSETS			
Cash and cash equivalents	3	2,966,716	226,000
Trade and other receivables	4	90,659	-
Total Current Assets		3,057,375	226,000
NON-CURRENT ASSETS			
Exploration and evaluation	5	905,338	-
Total Non-Current Assets		905,338	-
TOTAL ASSETS		3,962,713	226,000
LIABILITIES			
CURRENT LIABILITIES			
Trade and other payables	6	77,113	-
Employee entitlements	7	18,889	-
Loans payable	8	-	225,000
Total Current Liabilities		96,002	225,000
TOTAL LIABILITIES		96,002	225,000
NET ASSETS		3,866,711	1,000
EQUITY			
Contributed equity	9	4,244,559	1,000
Reserves	10	1,061,392	-
Accumulated losses		(1,439,240)	-
TOTAL EQUITY		3,866,711	1,000

The accompanying notes form part of these financial statements.

**Consolidated Statement of Changes in Equity
For the Year Ended 30 June 2023**

	Contributed Equity	Reserves	Accumulated Losses	Total Equity
	\$	\$	\$	\$
Balance at 1 July 2021	-	-	-	-
Loss for the year	-	-	-	-
Other comprehensive income	-	-	-	-
Total comprehensive loss for the year	-	-	-	-
Equity issues	1,000	-	-	1,000
Equity issue expenses	-	-	-	-
Balance at 30 June 2022	1,000	-	-	1,000
Balance at 1 July 2022	1,000	-	-	1,000
Loss for the year	-	-	(1,439,240)	(1,439,240)
Other comprehensive income	-	-	-	-
Total comprehensive loss for the year	-	-	(1,439,240)	(1,439,240)
Equity issues	5,000,000	-	-	5,000,000
Option and Performance Right issue	-	1,061,392	-	1,061,392
Equity issue expenses	(756,441)	-	-	(756,441)
Balance at 30 June 2023	4,244,559	1,061,392	(1,439,240)	3,866,711

The accompanying notes form part of these financial statements.

Consolidated Statement of Cash Flows
For the Year Ended 30 June 2023

	Note	30-Jun-23 \$	30-Jun-22 \$
Cash flows from operating activities			
Interest received		25,176	-
Payments to suppliers and employees		(552,601)	-
Net cash used in operating activities	12	(527,425)	-
Cash flows from investing activities			
Payments for exploration and evaluation assets		965,237	-
Net cash used in investing activities		965,237	-
Cash flows from financing activities			
Net increase/(decrease) in loans		(225,000)	225,000
Proceeds from issue of shares (net of costs)		4,458,378	1,000
Net cash provided from financing activities		4,233,378	226,000
Net increase/(decrease) in cash held		2,740,716	226,000
Cash and cash equivalents at beginning of the period		226,000	-
Cash and cash equivalents at end of the period	3	2,966,716	226,000

The accompanying notes form part of these financial statements.

Notes to the Consolidated Financial Statements For the Year Ended 30 June 2023

NOTE 1: SUMMARY OF SIGNIFICANT ACCOUNTING POLICIES

The financial statements are general purpose financial statements that have been prepared in accordance with the Corporations Act 2001, Australian Accounting Standards, and other authoritative pronouncements of the Australian Accounting Standards Board. SQX Resources Limited is a for-profit entity for the purpose of preparing the financial statements. The financial statements are presented in Australian dollars.

Compliance with Australian Accounting Standards ensures that the financial statements and notes also comply with International Financial Reporting Standards.

The financial statements are for the consolidated entity consisting SQX Resources Limited and its Controlled Entities (the Group). SQX Resources Limited is a listed public company, incorporated and domiciled in Australia. The financial report was authorised for issue on 27 September 2023 by the directors of the Company.

Separate financial statements for SQX Resources Limited as an individual entity are no longer presented following a change to the Corporations Act 2001. However, financial information required for SQX Resources Limited as an individual entity is included in Note 21.

Material accounting policies adopted in the preparation of these financial statements are presented below. They have been consistently applied unless otherwise stated.

Basis of Preparation

These general purpose financial statements have been prepared in accordance with Australian Accounting Standards and Interpretations issued by the Australian Accounting Standards Board ('AASB') and the Corporations Act 2001, as appropriate for for-profit orientated entities. These financial statements and notes also comply with the International Financial Reporting Standards and Interpretations as issued by the International Accounting Standards Board ('IASB').

Historical Cost Convention

The financial statements have been prepared under the historical cost convention, except for, where applicable, the revaluation of financial assets and liabilities at fair value through profit or loss.

Going Concern

The financial statements have been prepared on a going concern basis which contemplates the continuity of normal business activities and the realisation of assets and discharge of liabilities in the ordinary course of business.

For the year ended 30 June 2023 the Group generated a consolidated loss of \$1,439,240 and incurred operating cash outflows of \$527,425 and investing cash outflows of \$965,237. The Company has \$2,966,716 in cash and cash reserves.

The Company's ability to continue to adopt the going concern assumption will depend upon the Company being able to manage its liquidity requirement and by taking some or all of the following actions:

1. raising additional capital;
2. successful exploration and subsequent exploitation of the Company's tenements; and
3. reducing its working capital expenditure.

Notes to the Consolidated Financial Statements for the Year Ended 30 June 2023

NOTE 1: SUMMARY OF SIGNIFICANT ACCOUNTING POLICIES (Continued)**Going Concern** (Continued)

After taking into account the current financial position of the Company, the directors have a reasonable expectation that the Company will have adequate resources to fund its future operational requirements and for these reasons they continue to adopt the going concern basis in preparing the financial report.

Should the Company be unable to continue as a going concern, it may be required to realise its assets and extinguish its liabilities other than in the ordinary course of business, and at amounts that differ from those stated in the financial statements. This financial report does not include any adjustments relating to the recoverability and classification of recorded asset amounts or the amounts or classification of liabilities and appropriate disclosures that may be necessary should the Company be unable to continue as a going concern.

In the longer term, the development of economically recoverable mineral deposits found on the Group's existing or future exploration properties depends on the ability of the Group to obtain financing through equity financing, debt financing or other means. If the Group's exploration programs are ultimately successful, additional funds will be required to develop the Group properties and to place them into commercial production. The ability of the Group to arrange such funding in the future will depend in part upon the prevailing capital market conditions as well as the business performance of the Group.

Principles of Consolidation*Subsidiaries*

The consolidated financial statements incorporate the assets and liabilities of all subsidiaries of SQX Resources Limited ("Company" or "parent entity") as at 30 June 2023, and the results of all subsidiaries for the year then ended. SQX Resources Limited and its subsidiaries together are referred to in these financial statements as the Group.

The names of the subsidiaries are contained in Note 19.

Subsidiaries are all entities over which the Group has control. The Group has control over an entity when the Group is exposed to, or has a right to, variable returns from its involvement with the entity, and has the ability to use its power to affect those returns. Subsidiaries are fully consolidated from the date on which control is transferred to the Group. They are de-consolidated from the date that control ceases.

Intercompany transactions, balances and unrealised gains on transactions between Group companies are eliminated. Unrealised losses are also eliminated unless the transaction provides evidence of the impairment of the asset transferred. Accounting policies of controlled entities have been changed where necessary to ensure consistency with the policies adopted by the Group.

Changes in ownership interests

When the Group ceases to have control, joint control or significant influence, any retained interest in the entity is remeasured to its fair value, with the change in the carrying amount recognised in profit or loss.

Notes to the Consolidated Financial Statements for the Year Ended 30 June 2023

NOTE 1: SUMMARY OF SIGNIFICANT ACCOUNTING POLICIES (Continued)**Principles of Consolidation** (Continued)

The fair value is the initial carrying amount for the purposes of subsequently accounting for the retained interest as an associate, joint venture or financial asset. In addition, any amounts previously recognised in other comprehensive income in respect of that entity are accounted for as if the Group had directly disposed of the related assets or liabilities. This may mean that amounts previously recognised in other comprehensive income are reclassified to profit or loss.

Segment Reporting

Operating segments are reported in a manner consistent with the internal reporting provided to the chief operating decision maker. The chief operating decision maker, who is responsible for allocating resources and assessing performance of the operating segments, has been identified as the Chief Executive Officer.

The Group has identified its operating segments based on the internal reports that are reviewed and used by the Board of Directors (chief operating decision makers) in assessing performance and determining the allocation of resources.

The Group is managed primarily on the basis of geographical locations as these locations have notably different risk profiles and performance assessment criteria. Operating segments are therefore determined on the same basis. Reportable segments disclosed are based on aggregating operating segments where the segments are considered to have similar economic characteristics and are similar with respect to any external regulatory requirements. Management currently identifies the Group as having only one reportable segment, being the exploration of mineral projects in Queensland Australia

Income Tax

The income tax expense/income for the period comprises current income tax expense/income and deferred tax expense/income. Current income tax expense charged to profit or loss is the tax payable on taxable income calculated using applicable income tax rates enacted, or substantially enacted, as at reporting date. Current tax liabilities/assets are therefore measured at the amounts expected to be paid to/recovered from the relevant taxation authority. Deferred income tax expense reflects movements in deferred tax asset and deferred tax liability balances during the period as well as unused tax losses. Current and deferred income tax expense/income is charged or credited directly to equity instead of profit or loss when the tax relates to items that are credited or charged directly to equity.

Deferred tax assets and liabilities are calculated at the tax rates that are expected to apply to the period when the asset is realised or the liability is settled, based on tax rates enacted or substantively enacted at reporting date. Their measurement also reflects the manner in which management expects to recover or settle the carrying amount of the related asset or liability.

Deferred tax assets and liabilities are ascertained based on temporary differences arising between the tax bases of assets and liabilities and their carrying amounts in the financial statements. Deferred tax assets also result where amounts have been fully expensed but future tax deductions are available. No deferred income tax will be recognised from the initial recognition of an asset or liability, excluding a business combination, where there is no effect on accounting or taxable profit or loss.

Notes to the Consolidated Financial Statements for the Year Ended 30 June 2023

NOTE 1: SUMMARY OF SIGNIFICANT ACCOUNTING POLICIES (Continued)**Income Tax** (Continued)

Deferred tax assets relating to temporary differences and unused tax losses are recognised only to the extent that it is probable that future taxable profit will be available against which the benefits of the deferred tax asset can be utilised. The amount of benefits brought to account or which may be realised in the future is based on the assumption that no adverse change will occur in income taxation legislation and the anticipation that the Group will derive sufficient future assessable income to enable the benefit to be realised and comply with the conditions of deductibility imposed by the law.

Exploration and Evaluation Assets

Exploration and evaluation expenditure incurred is accumulated in respect of each identifiable area of interest. Such expenditures comprise net direct costs and an appropriate portion of related overhead expenditure but do not include overheads or administration expenditure not having a specific nexus with a particular area of interest. These costs are only carried forward to the extent that they are expected to be recouped through the successful development of the area or where activities in the area have not yet reached a stage which permits reasonable assessment of the existence of economically recoverable reserves and active or significant operations in relation to the area are continuing.

A regular review will be undertaken on each area of interest to determine the appropriateness of continuing to carry forward costs in relation to that area of interest. A provision is raised against exploration and evaluation assets where the directors are of the opinion that the carried forward net cost may not be recoverable or the right of tenure in the area lapses. The increase in the provision is charged against the results for the year. Accumulated costs in relation to an abandoned area are written off in full against profit or loss in the year in which the decision to abandon the area is made.

Impairment of Assets

At each reporting date, the Group reviews the carrying values of its tangible and intangible assets to determine whether there is any indication that those assets have been impaired. If such an indication exists, the recoverable amount of the asset, being the higher of the asset's fair value less costs to sell and value in use, is compared to the asset's carrying value. Any excess of the asset's carrying value over its recoverable amount is expensed to profit or loss.

Financial Instruments*Recognition and Initial Measurement*

Financial instruments, incorporating financial assets and financial liabilities, are recognised when the entity becomes a party to the contractual provisions of the instrument. Trade date accounting is adopted for financial assets. Financial instruments are initially measured at fair value plus transactions costs where the instrument is not classified as at fair value through profit or loss. Transaction costs related to instruments classified as at fair value through profit or loss are expensed to profit or loss immediately.

Derecognition

Financial assets are derecognised where the contractual rights to receipt of cash flows expire or the asset is transferred to another party whereby the entity no longer has any significant continuing involvement in the risks and benefits associated with the asset.

Notes to the Consolidated Financial Statements for the Year Ended 30 June 2023

NOTE 1: SUMMARY OF SIGNIFICANT ACCOUNTING POLICIES (Continued)**Financial Instruments** (Continued)

Financial liabilities are derecognised where the related obligations are either discharged, cancelled or expire. The difference between the carrying value of the financial liability extinguished or transferred to another party and the fair value of consideration paid, including the transfer of non-cash assets or liabilities assumed, is recognised in profit or loss.

Classification and Subsequent Measurement

Financial instruments are subsequently measured at fair value or amortised cost using the effective interest rate method. Fair value is the price that would be received to sell an asset or paid to transfer an asset. Amortised cost is calculated as:

- (a) the amount at which the financial asset or financial liability is measured at initial recognition;
- (b) less principal repayments;
- (c) plus or minus the cumulative amortisation of the difference, if any, between the amount initially recognised and the maturity amount calculated using the effective interest method; and
- (d) less any reduction for impairment.

The effective interest method is used to allocate interest income or interest expense over the relevant period and is equivalent to the rate that exactly discounts estimated future cash payments or receipts (including fees, transaction costs and other premiums or discounts) through the expected life (or when this cannot be reliably predicted, the contractual term) of the financial instrument to the net carrying amount of the financial asset or financial liability. Revisions to expected future net cash flows will necessitate an adjustment to the carrying value with a consequential recognition of an income or expense in profit or loss.

The Group does not designate any interests in subsidiaries, associates or joint venture entities as being subject to the requirements of accounting standards specifically applicable to financial instruments.

Loans and receivables

Loans and receivables are non-derivative financial assets with fixed or determinable payments that are not quoted in an active market and are subsequently measured at amortised cost.

Financial liabilities

Non-derivative financial liabilities (excluding financial guarantees) are subsequently measured at amortised cost.

Impairment

The Group recognises a loss allowance for expected credit losses on financial assets which are either measured at amortised cost or fair value through other comprehensive income. The measurement of the loss allowance depends upon the Group's assessment at the end of each reporting period as to whether the financial instrument's credit risk has increased significantly since initial recognition, based on reasonable and supportable information that is available, without undue cost or effort to obtain.

Notes to the Consolidated Financial Statements for the Year Ended 30 June 2023

NOTE 1: SUMMARY OF SIGNIFICANT ACCOUNTING POLICIES (Continued)**Financial Instruments** (Continued)

Where there has not been a significant increase in exposure to credit risk since initial recognition, a 12-month expected credit loss allowance is estimated. This represents a portion of the asset's lifetime expected credit losses that is attributable to a default event that is possible within the next 12 months. Where a financial asset has become credit impaired or where it is determined that credit risk has increased significantly, the loss allowance is based on the asset's lifetime expected credit losses. The amount of expected credit loss recognised is measured on the basis of the probability weighted present value of anticipated cash shortfalls over the life of the instrument discounted at the original effective interest rate.

For financial assets mandatorily measured at fair value through other comprehensive income, the loss allowance is recognised in other comprehensive income with a corresponding expense through profit or loss. In all other cases, the loss allowance reduces the asset's carrying value with a corresponding expense through profit or loss.

Cash and Cash Equivalents

Cash and cash equivalents include cash on hand, deposits held at call with banks and other short-term highly liquid investments with original maturities of less than 3 months.

Issued Capital

Ordinary shares are classified as equity. Transaction costs (net of tax where the deduction can be utilised) arising on the issue of ordinary shares are recognised in equity as a reduction of the share proceeds received.

Share-Based Payments

The Group makes equity-settled share-based payments to directors, employees and other parties for services provided or the acquisition of exploration assets. Where applicable, the fair value of the equity is measured at grant date and recognised as an expense over the vesting period, with a corresponding increase to an equity account. The fair value of shares is ascertained as the market bid price. The fair value of options is ascertained using the Black and Scholes option valuation pricing model which incorporates all market vesting conditions. Where applicable, the number of shares and options expected to vest is reviewed and adjusted at each reporting date such that the amount recognised for services received as consideration for the equity instruments granted shall be based on the number of equity instruments that eventually vest.

Where the fair value of services rendered by other parties can be reliably determined, this is used to measure the equity-settled payment.

If equity-settled awards are modified, as a minimum an expense is recognised as if the modification has not been made. An additional expense is recognised, over the remaining vesting period, for any modification that increases the total fair value of the share-based compensation benefit as at the date of modification.

If the non-vesting condition is within the control of the Group or employee, the failure to satisfy the condition is treated as a cancellation. If the condition is not within the control of the Group or employee and is not satisfied during the vesting period, any remaining expense for the award is recognised over the remaining vesting period, unless the award is forfeited.

If equity-settled awards are cancelled, it is treated as if it has vested on the date of cancellation, and any remaining expense is recognised immediately. If a new replacement award is substituted for the cancelled award, the cancelled and new award is treated as if they were a modification.

Notes to the Consolidated Financial Statements for the Year Ended 30 June 2023

NOTE 1: SUMMARY OF SIGNIFICANT ACCOUNTING POLICIES (Continued)**Goods and Services Tax (GST)**

Revenues, expenses and assets are recognised net of the amount of GST, except where the amount of GST incurred is not recoverable. In these circumstances the GST is recognised as part of the cost of acquisition of the asset or as part of an item of the expense. Receivables and payables in the statement of financial position are shown inclusive of GST. Cash flows are presented in the statement of cash flows on a gross basis except for the GST component of investing and financing activities which are disclosed as operating cash flows.

Finance costs

Finance costs attributable to qualifying assets are capitalised as part of the asset. All other finance costs are expensed in the period in which they are incurred.

Employee Benefits*Short-term employee benefit obligations*

Liabilities for wages and salaries, including non-monetary benefits, annual leave and accumulating sick leave expected to be settled wholly within 12 months after the end of the reporting period are recognised in liabilities in respect of employees' services rendered up to the end of the reporting period and are measured at amounts expected to be paid when the liabilities are settled.

Other long-term employee benefits

The liability for annual leave and long service leave not expected to be settled within 12 months of the reporting date are measured at the present value of expected future payments to be made in respect of services provided by employees up to the reporting date using the projected unit credit method. Consideration is given to expected future wage and salary levels, experience of employee departures and periods of service. Expected future payments are discounted using market yields at the reporting date on corporate bonds with terms to maturity and currency that match, as closely as possible, the estimated future cash outflows.

Defined contribution superannuation expense

Contributions to defined contribution superannuation plans are expensed in the period in which they are incurred.

Current and non-current classification

Assets and liabilities are presented in the statement of financial position based on current and non-current classification.

An asset is classified as current when: it is either expected to be realised or intended to be sold or consumed in the Group's normal operating cycle; it is held primarily for the purpose of trading; it is expected to be realised within 12 months after the reporting period; or the asset is cash or cash equivalent unless restricted from being exchanged or used to settle a liability for at least 12 months after the reporting period. All other assets are classified as non-current.

A liability is classified as current when: it is either expected to be settled in the Group's normal operating cycle; it is held primarily for the purpose of trading; it is due to be settled within 12 months after the reporting period; or there is no unconditional right to defer the settlement of the liability for at least 12 months after the reporting period. All other liabilities are classified as non-current.

Deferred tax assets and liabilities are always classified as non-current.

Notes to the Consolidated Financial Statements for the Year Ended 30 June 2023

NOTE 1: SUMMARY OF SIGNIFICANT ACCOUNTING POLICIES (Continued)**Earnings Per Share (EPS)**

Basic earnings per share is calculated by dividing the loss attributable to equity holders of the Company, excluding any costs of servicing equity other than ordinary shares, by the weighted average number of ordinary shares outstanding during the financial year adjusted for any bonus elements in ordinary shares issued during the year.

Diluted earnings per share adjusts the figures used in the determination of basic earnings per share to take into account the after income tax effect of interest and other financing costs associated with dilutive potential ordinary shares and the weighted average number of shares assumed to have been issued for no consideration in relation to dilutive potential ordinary shares.

Provisions

Provisions are recognised when the Group has a present (legal or constructive) obligation as a result of a past event, it is probable the Group will be required to settle the obligation, and a reliable estimate can be made of the amount of the obligation. The amount recognised as a provision is the best estimate of the consideration required to settle the present obligation at the reporting date, taking into account the risks and uncertainties surrounding the obligation.

If the time value of money is material, provisions are discounted using a current pre-tax rate specific to the liability. The increase in the provision resulting from the passage of time is recognised as a finance cost.

New or amended Accounting Standards and Interpretations adopted

The Group has adopted all of the new or amended Accounting Standards and Interpretations issued by the Australian Accounting Standards Board ('AASB') that are mandatory for the current reporting period.

Any new or amended Accounting Standards or Interpretations that are not yet mandatory have not been early adopted.

New and Amended Standards and Interpretations for Future Periods

Australian Accounting Standards and Interpretations that have recently been issued or amended but are not yet mandatory, have not been early adopted by the Group for the annual reporting period ended 30 June 2023.

The Group has not yet assessed the impact of these new or amended Accounting Standards and Interpretations.

Critical Accounting Estimates and Judgements

The directors evaluate estimates and judgements incorporated into the financial statements based on historical knowledge and best available current information. Estimates assume a reasonable expectation of future events and are based on current trends and economic data, obtained both externally and within the Group.

Notes to the Consolidated Financial Statements for the Year Ended 30 June 2023

NOTE 1: SUMMARY OF SIGNIFICANT ACCOUNTING POLICIES (Continued)**Critical Accounting Estimates and Judgements (continued)**

Key Judgements:

Exploration and Evaluation Assets

The Group performs regular reviews on each area of interest to determine the appropriateness of continuing to carry forward costs in relation to that area of interest. These reviews are based on detailed surveys and analysis of exploration and drilling results performed to reporting date.

Refer Note 5 for further information.

Share-based payment transactions

The Group measures the cost of equity-settled transactions with employees by reference to the fair value of the equity instruments at the date at which they are granted. The fair value is determined by using either the Binomial or Black-Scholes model taking into account the terms and conditions upon which the instruments were granted. The accounting estimates and assumptions relating to equity-settled share-based payments would have no impact on the carrying amounts of assets and liabilities within the next annual reporting period but may impact profit or loss and equity.

Refer Note 16 for further information.

Recovery of deferred tax assets

Deferred tax assets are recognised for deductible temporary differences only if the Group considers it is probable that future taxable amounts will be available to utilise those temporary differences and losses.

Notes to the Consolidated Financial Statements for the Year Ended 30 June 2023**NOTE 2: INCOME TAX EXPENSE****Recognised in the Statement of profit or loss**

	2023 \$	2022 \$
a) Tax expense		
Current tax expense	-	-
Deferred tax expense	135,406	-
Total income tax expense per the Statement of profit or loss	135,406	-

b) Numerical reconciliation between tax expense and pre-tax net profit or (loss)

Net loss before tax	(1,303,834)	-
<i>Corporate tax rate applicable</i>	25%	-
Income tax benefit on above at applicable corporate rate	(325,959)	-
Increase(decrease) in income tax due to tax effect of:		
Share-based payments expense	177,792	-
Other	70	-
Deferred tax benefit not brought to account	283,502	-
Income tax expense attributable to entity	135,406	-

(c) Deferred tax liabilities

The balance comprises temporary differences attributable to:

Exploration expenditure	226,335	-
Total	226,335	-
Set-off of deferred tax liabilities pursuant to set-off provisions	(226,335)	-
Net deferred tax liabilities	-	-

(c) Deferred tax assets

The balance comprises temporary differences attributable to:

Tax losses	390,540	-
Accruals and provisions	10,972	-
Business capital costs	108,324	-
Total	509,837	-
Set-off of deferred tax liabilities pursuant to set-off provisions	(226,335)	-
Net adjustment to deferred tax assets for tax losses not recognised	(283,502)	-
Net deferred tax assets	-	-

(d) Expiry of tax losses

At 30 June 2023, the Group had the following income tax losses carried forward:

Australia \$1,134,010

Tax losses do not have expiry dates under current tax legislation.

Notes to the Consolidated Financial Statements for the Year Ended 30 June 2023**NOTE 3: CASH AND CASH EQUIVALENTS**

	30-Jun-23	30-Jun-22
	\$	\$
Cash at bank	2,966,716	226,000
	2,966,716	226,000

NOTE 4: TRADE AND OTHER RECEIVABLES

	30-Jun-23	30-Jun-22
	\$	\$
Current:		
GST Receivable	90,659	-
	90,659	-

NOTE 5: EXPLORATION AND EVALUATION ASSETS

	2023	2022
	\$	\$
Exploration and evaluation phase – at cost:		
Opening balance - at cost	-	-
Acquisition	1	-
Capitalised exploration expenditure	905,337	-
Total exploration and evaluation phase – at cost:	905,338	-
Carrying amount at the end of the year	905,338	-

Acquisition of Ollenburgs Pty Ltd

The Company entered into an agreement on 8 August 2022 for the acquisition of 100% of the shares in Ollenburgs Pty Ltd (OB) for \$1 in cash, holder of EPM 27257 which hosts the Scrub Paddock and Ollenburgs Prospects.

Completion of acquisition was subject to and conditional upon satisfaction of the following conditions:

1. The Company receiving conditional approval of the ASX to be admitted to the Official List of the ASX, subject only to any conditions which ASX may reasonably require, and which are satisfactory to the Company (on the basis that the Company believes the conditions are capable of satisfaction); and,
2. The Company being satisfied with its respective due diligence investigations in respect of OB and the Assets it held.

The Group satisfied the above conditions and completed the acquisition of Ollenburgs Pty Ltd during the year.

NOTE 6: TRADE AND OTHER PAYABLES

	30-Jun-23	30-Jun-22
	\$	\$
Trade payables	52,113	-
Accrued expenses	25,000	-
	77,113	-

Notes to the Consolidated Financial Statements for the Year Ended 30 June 2023

NOTE 7: EMPLOYEE ENTITLEMENTS

	30-Jun-23	30-Jun-22
	\$	\$
Leave entitlements	11,539	-
Superannuation entitlements	7,350	-
	18,889	-

NOTE 8: LOANS PAYABLE

At balance date a total of \$nil (30 June 2022: \$225,000) was outstanding to related and unrelated parties.

Amounts outstanding represented seed funding from the establishment of the entity until the initial public offering (IPO) on the ASX in February 2023. Funds from the IPO were used to repay amounts outstanding at the date of the IPO. Interest accrued at a rate of 5% per annum.

Related Party

	30-Jun-23	30-Jun-22
	\$	\$
Mining Projects Accelerator Pty Ltd	-	85,000
	-	85,000

Other

	30-Jun-23	30-Jun-22
	\$	\$
Seed Funding Providers	-	140,000
	-	140,000

NOTE 9: CONTRIBUTED EQUITY

Ordinary shares

	30-Jun-23		30-Jun-22	
	No. of	\$	No. of	\$
	Shares		Shares	
Balance at beginning of period	1,000,000	1,000	-	-
Shares issue during the period	25,000,000	5,000,000	1,000,000	1,000
Share Split (6.25 for every 1)	5,250,000	-	-	-
Share issue costs	-	(756,411)	-	-
Balance at end of period	31,250,000	4,244,599	1,000,000	1,000

During the reporting period, the Group raised \$5,000,000 (before costs) pursuant to the offer under its prospectus dated 30 November 2022 through the issue of 25,000,000 shares at an issue price of \$0.20 per share and 12,500,000 free attaching unquoted options exercisable at \$0.30 per option expiring 10 February 2026 (being 3 years from the date of issue).

The Company was admitted to the Official List of the ASX 16 February 2023 and commenced quotation on 20 February 2023.

Ordinary shareholders are entitled to participate in dividends and the proceeds on the winding up of the company in proportion to the number of and amount paid on the shares held. Every ordinary shareholder present at a meeting in person or by proxy is entitled to one vote on a show of hands or by poll. Ordinary shares have no par value.

Notes to the Consolidated Financial Statements for the Year Ended 30 June 2023

NOTE 9: CONTRIBUTED EQUITY (Continued)

Unlisted Options

	Note	Weighted average exercise price	2023 No. of Options	Weighted average exercise price	2022 No. of Options
Balance at the beginning of the year		-	-	-	-
Change of options during the year:					
Issued during the year		0.27	22,310,478	-	-
Exercised during the year		-	-	-	-
Options lapsed		-	-	-	-
Outstanding at end of year		0.27	22,310,478	-	-
Exercisable at end of year		0.27	22,310,478	-	-

Performance Rights

The Group has 1,124,997 performance rights on issue expiring 10 February 2028 (being 5 years from the date of issue). The performance rights convert into Shares on a one for one basis in the event the Company's share's trade at a VWAP of at least \$0.40 for a minimum of 20 consecutive trading days, with such milestone being achieved by 10 February 2028.

Capital Management

Exploration companies such as SQX Resources are funded almost exclusively by share capital. Management controls the capital of the Group to ensure it can fund its operations and continue as a going concern. Capital management policy is to fund its exploration activities principally by way of equity. No dividend will be paid while the Group is in exploration stage. There are no externally imposed capital requirements.

There have been no other changes to the capital management policies during the year.

NOTE 10: RESERVES

	2023 \$	2022 \$
Share-based payments reserve	1,061,392	-
	1,061,392	-

Share-Based Payments Reserve

The share-based payment reserve is used to recognise the fair value of options and performance rights issued to directors and employees. This reserve can be reclassified as retained earnings if options and performance rights lapse.

Notes to the Consolidated Financial Statements for the Year Ended 30 June 2023

NOTE 11: OPERATING SEGMENTS

Segment Information

Identification of reportable segments

The Group has identified its operating segments based on the internal reports that are reviewed and used by the Board of Directors (chief operating decision makers) in assessing performance and determining the allocation of resources.

The Group is managed primarily on geographic basis, that is, the location of the respective areas of interest (tenements) in Alaska. Operating segments are determined on the basis of financial information reported to the board of directors which is at the Group level. The Group does not have any products or services that it derives revenue from. The Group's exploration and development activities in Australia is the Group's sole focus.

Accordingly, management currently identifies the Group as having only one reportable segment, being the exploration of mineral projects in Australia. There have been no changes in the reporting segments during the year. Accordingly, all significant operating decisions are based upon analysis of the Group as one segment. The financial results from this segment are equivalent to the financial statements of the Group as a whole.

NOTE 12: CASH FLOW INFORMATION

	2023 \$	2022 \$
A. Reconciliation of Cash Flow from Operations with Loss after Income Tax:		
Loss after income tax	(1,439,240)	-
Non-cash flows in loss from ordinary activities:		
Employee entitlements	18,889	-
Share-based payments	711,167	-
Income tax	135,406	-
Changes in operating assets and liabilities:		
(Increase)/Decrease in receivables	(90,659)	-
Increase/(decrease) in payables and accruals	77,113	-
Increase/(decrease) in provisions	-	-
Net cash used in operations	(527,425)	-

NOTE 13: EARNINGS PER SHARE

	2023 \$	2022 \$
Net loss used in the calculation of basic and diluted EPS attributable to owners of the parent company	(1,439,240)	-
Weighted average number of ordinary shares outstanding during the period used in the calculation of basic EPS	15,496,575	
Weighted average number of ordinary shares outstanding during the period used in the calculation of diluted EPS	15,496,575	-

Options and performance rights are considered potential ordinary shares. Options and performance rights issued are not presently dilutive and were not included in the determination of diluted earnings per share for the period.

Notes to the Consolidated Financial Statements for the Year Ended 30 June 2023

NOTE 14: COMMITMENTS AND CONTINGENCIES

So as to maintain current rights to tenure of various exploration and mining tenements, the Company will be required to outlay amounts in respect of tenement rent to the relevant governing authorities and to meet certain annual exploration expenditure commitments. These outlays (exploration expenditure and rent), which arise in relation to granted tenements, inclusive of tenement applications granted subsequent to 30 June 2023, are as follows:

	2023	2022
	\$	\$
Exploration expenditure commitments payable:		
Within one year	169,000	-
Later than one year but not later than five years	1,010,000	-
Later than five years	-	-
	1,179,000	-

NOTE 15: RELATED PARTY TRANSACTIONS

Parent Entity

SQX Resources Limited is the legal parent and ultimate parent entity of the Group.

Subsidiary

Interest in subsidiaries are disclosed in Note 19.

Key Management Personnel

The following were the key management personnel of the Consolidated Entity at any time during the reporting period and unless otherwise indicated were key management personnel for the entire period:

Bryan Granzien	Non-Executive Chairman (appointed 30 November 2022 and resigned 29 August 2023)
Tim Cooper	Non-Executive Director (appointed 2 May 2022 and resigned 29 August 2023)
Brent Van Staden	Non-Executive Director (appointed 30 November 2022)
Gregory Kern	Non-Executive Director (appointed 2 May 2022, resigned 10 November 2022)
Russell Daly	Non-Executive Director (appointed 2 May 2022, resigned 10 November 2022)
Simon Cohn	Non-Executive Director (appointed 2 May 2022, resigned 6 December 2022)
Mark Purcell	Chief Executive Officer (appointed 15 June 2022 and resigned 22 August 2023)

The key management personnel compensation included in 'personnel expenses' is as follows:

	2023	2022
	\$	\$
Short-term employee benefits	282,984	-
Share-based payments	711,167	-
Provision for leave entitlements	11,539	-
	1,005,690	-

Notes to the Consolidated Financial Statements for the Year Ended 30 June 2023

NOTE 16: SHARE-BASED PAYMENTS

Director and Employee Share-based Payments

During the year, the Company, SQX Resources Limited, established an employee incentive program that entitles directors, key management personnel and senior employees to purchase shares in the Company. Each option or performance right is exercisable to acquire one common share of the Company.

Options

In the 2023 year, option grants were offered to these groups of SQX Resources Limited employees. In accordance with these programs, options are exercisable at the exercise price determined at the date of grant.

The terms and conditions of the employee share option grants made under the employee incentive program and in existence at 30 June 2023 were as follows.

Grant date	Entitlement	Number of instruments	Vesting conditions	Contractual life
10.02.2023	Senior Employees	1,500,000	24 months from grant	24 months
10.02.2023	Directors	1,850,000	24 months from grant	24 months
	Total employee share options	<u>3,350,000</u>		

All employee share options are exercisable at any time after the vesting date and before the expiry date to acquire one fully paid ordinary share. Where the employment or office of the option holder is terminated, any options which have not reached their vesting date will lapse and any options which have reached their vesting date may be exercised within three months from the date of termination of employment.

The fair value of employee share options is measured at grant date and recognised as an expense over the period during which the key management personnel and senior employees become unconditionally entitled to the options. The fair value of the options granted is measured using Black-Scholes formulas, taking into account the terms and conditions upon which the options were granted. The amount recognised as an expense is adjusted to reflect the actual number of options that vest.

The fair value of employee share options has been calculated with the following inputs:

Grant date	Fair value at grant date	Share price	Exercise price	Expected volatility	Option life years	Expected dividends	Risk-free interest rate
10.02.2023	\$0.0825	\$0.20	\$0.30	95%	2yrs	Nil	3.156%
10.02.2023	\$0.20	\$0.20	\$Nil	95%	2yrs	Nil	3.156%

Performance Rights

In the 2023 year, performance right grants were offered to these groups of SQX Resources Limited employees. In accordance with these programs, performance right conditions are determined at the date of grant.

The terms and conditions of the employee performance right grants made under the employee incentive program and in existence at 30 June 2023 were as follows.

Notes to the Consolidated Financial Statements for the Year Ended 30 June 2023**NOTE 16: SHARE-BASED PAYMENTS** (Continued)

Grant date	Entitlement	Number of instruments	Vesting conditions	Contractual life
10.02.2023	Senior Employees	519,231	\$0.40 shares price 60 months from grant	60 months
10.02.2023	Directors	605,766	\$0.40 shares price 60 months from grant	60 months
Total employee share options		<u>1,124,997</u>		

All employee performance rights are exercisable at any time after the vesting conditions have been met. Where the employment or office of the holder is terminated, any performance rights which have not reached their vesting condition will lapse.

The fair value of employee performance rights is measured at grant date and recognised as an expense over the period during which the key management personnel and senior employees become unconditionally entitled to the rights. The fair value of the rights granted is measured using Monte Carlo Simulation, taking into account the terms and conditions upon which the rights were granted. The amount recognised as an expense is adjusted to reflect the actual number of rights that vest.

The fair value of employee share performance rights has been calculated with the following inputs:

Grant date	Fair value at grant date	Share price	Exercise price	Expected volatility	Option life years	Expected dividends	Risk-free interest rate
10.02.2023	\$0.1839	\$0.20	\$Nil	95%	5yrs	Nil	3.34%

Share-based payment expense recognised during the year:

	2023 \$	2022 \$
Share-based payment expense recognised during the period:		
Options issued to directors	270,125	-
Options issued to management	241,250	-
Performance rights issued to directors	107,580	-
Performance rights issued to management	92,212	-
	<u>711,167</u>	<u>-</u>

Other share-based payment transactions

From time to time the Group may settle payment for services received from non-employees by way of issuing shares in lieu of settlement by cash. The following non-employee transactions have been settled by issuing of shares:

	2023 \$	2022 \$
Share-based payment expense recognised during the period:		
Options issued to broker	350,225	-
	<u>350,225</u>	<u>-</u>

Notes to the Consolidated Financial Statements for the Year Ended 30 June 2023

NOTE 17: AUDITOR'S REMUNERATION

Remuneration for the auditor of the parent entity:

	2023 \$	2022 \$
PKF Brisbane and its related entities:		
Auditing or reviewing the financial reports	42,000	-
Taxation services	8,400	-
Independent Expert	33,000	22,250
	83,400	53,700

NOTE 18: FINANCIAL INSTRUMENTS

(a) Financial Risk Management Policies

The Group's financial instruments comprises cash balances, receivables and payables and loans to and from subsidiaries. The main purpose of these financial instruments is to provide finance for Group operations.

Treasury Risk Management

Key executives of the Company meet on a regular basis to analyse exposure and to evaluate treasury management strategies in the context of the most recent economic conditions and forecasts.

The board of directors has overall responsibility for the establishment and oversight of the Group's risk management framework. Management is responsible for developing and monitoring the risk management policies and reports to the board.

Financial Risks

The main risks the Group is exposed to through its financial instruments are interest rate risk, credit risk and liquidity risk. These risks are managed through monitoring of forecast cash flows, interest rates, economic conditions and ensuring adequate funds are available.

Interest Rate Risk

The Group's exposure to interest rate risk, which is the risk that a financial instrument's cash flows or fair value will fluctuate as a result of changes in market interest rates, arises in relation to the Group's bank balances. This risk is managed through the use of variable rate bank accounts.

(a) Financial Risk Management Policies (Continued)

Liquidity Risk

Liquidity risk is the risk that the Group will not be able meet its financial obligations as they fall due. This risk is managed by ensuring, to the extent possible, that there is sufficient liquidity to meet liabilities when due, without incurring unacceptable losses or risking damage to the Group's reputation.

The Group's activities are funded from equity.

Credit Risk

The maximum exposure to credit risk, excluding the value of any collateral or other security, at balance date to recognised financial assets, is their carrying amount, net of any provisions for impairment of those assets, as disclosed in the statement of financial position and notes to the financial statements.

Credit risk arises from exposures to deposits with financial institutions and sundry receivables.

Notes to the Consolidated Financial Statements for the Year Ended 30 June 2023

NOTE 18: FINANCIAL INSTRUMENTS (Continued)

Credit risk is managed and reviewed regularly by key executives. The key executives monitor credit risk by actively assessing the rating quality and liquidity of counter parties:

- only banks and financial institutions with an 'A' rating are utilised; and
- all other entities are rated for credit worthiness taking into account their size, market position and financial standing.

At 30 June 2023, there was no concentration of credit risk, other than bank balances.

(b) Financial Instrument Composition and Contractual Maturity Analysis

The following tables detail the Group's remaining contractual maturity for its financial instrument liabilities. The tables have been drawn up based on the undiscounted cash flows of financial liabilities based on the earliest date on which the financial liabilities are required to be paid. The tables include both interest and principal cash flows disclosed as remaining contractual maturities and therefore these totals may differ from their carrying amount in the statement of financial position.

	2023 \$	2022 \$
Within 12 months:		
Loans ⁽¹⁾	-	225,000
Payables ⁽²⁾	77,113	-
	77,113	225,000

Notes:

(1) Interest accrued at a rate of 5% per annum.

(2) Non-interest bearing. The contractual cash flows do not differ to the carrying amount.

(c) Net Fair Values

Fair values of financial assets and financial liabilities are materially in line with carrying values.

(d) Sensitivity Analysis

The Company has performed sensitivity analysis relating to its exposure to interest rate risk. At year end, the effect on profit and equity as a result of a 10% change in the interest rate, with all other variables remaining constant, is immaterial.

NOTE 19: SUBSIDIARIES

The consolidated financial statements incorporate the assets, liabilities and results of the following wholly-owned subsidiaries in accordance with the accounting policy described in Note 1:

	Country of incorporation	Ownership interest	
		2023	2022
Ollenburgs Pty Ltd	Australia	100%	-

Notes to the Consolidated Financial Statements for the Year Ended 30 June 2023

NOTE 20: SUBSEQUENT EVENTS

On 21 August 2023, the Group advised that it had made application for official quotation of 12,500,000 options, expiring 10 February 2026 and with an exercise price of \$0.30 per share.

On 22 August 2023, the Group advised that Mr Mark Purcell has given notice of resignation as Chief Executive Officer of the Company.

On 30 August 2023, the Group advised that Patric Glovac and David Sanders had been appointed to the Board following the resignation of Bryan Granzien and Tim Cooper, with such changes effective 29 August 2023.

On 8 September 2023, the Group advised that a strategic review had commenced on future activities at EPM 27257, with planned activities at the Tenement paused pending results of this review. The Group also announced a strong focus on supplementing its existing copper focus by the addition of one or more complimentary assets, with priority of resources being given to expand the portfolio with additional critical minerals assets.

Also announced on 8 September 2023 was that Patrick Glovac entered into an Executive Director Agreement with the Group and will perform an Executive Chair role, David Sanders entered into a Non-Executive Director Agreement, while the Board agreed Brent Van Staden's existing Non-Executive Director Agreement would be amended to increase the amount payable to Mr Van Staden to \$40,000 per annum plus statutory superannuation.

Other than the matters noted above, there are no material matters or circumstances that have arisen since the end of the year which significantly affected or may significantly affect the operations of the Group, the results of those operations, or the state of affairs of the Group in future financial years.

NOTE 21: PARENT ENTITY INFORMATION

The following information relates to the parent entity, SQX Resources Limited at 30 June 2023. This information has been prepared using consistent accounting policies as presented in Note 1.

	2023 \$	2022 \$
Current assets	2,969,383	226,000
Total assets	3,936,107	226,000
Current liabilities	67,908	225,000
Total liabilities	67,908	225,000
Net assets	3,868,200	1,000
Contributed equity	4,109,153	1,000
Reserves	1,061,392	-
Accumulated losses	(1,302,345)	-
Total equity	3,868,200	1,000
Loss for the period	(1,302,345)	-
Other comprehensive income for the period	-	-
Total comprehensive loss for the period	(1,302,345)	-

Contingencies of the Parent

There are no contingent liabilities involving the parent entity (2022: nil).

Guarantees of the Parent


There are no guarantees involving the parent entity (2022: nil)

Directors' Declaration

The directors of the Company declare that:

1. The attached financial statements and notes are in accordance with the Corporations Act 2001, the Corporations Regulations 2001, including:
 - a. complying with the Australian Accounting Standards which, as stated in accounting policy note 1 to the financial statements, constitutes explicit and unreserved compliance with International Financial Reporting Standards (IFRS); and
 - b. giving a true and fair view of the Group's financial position as at 30 June 2023 and of its performance for the financial year ended on that date.
2. The Chief Executive Officer and Chief Financial Officer have each declared that:
 - a. the financial records of the Company for the financial year have been properly maintained in accordance with section 286 of the Corporations Act 2001;
 - b. the financial statements and notes for the financial year comply with the Accounting Standards; and
 - c. the financial statements and notes for the financial year give a true and fair view.
3. In the directors' opinion there are reasonable grounds to believe that the Company will be able to pay its debts as and when they become due and payable.

This declaration is made in accordance with a resolution of the board of directors.



Patrick Glovac
Executive Chairman

Dated 27 September 2023

INDEPENDENT AUDITOR'S REPORT

TO THE MEMBERS OF SQX RESOURCES LIMITED

Report on the Financial Report

Opinion

We have audited the accompanying financial report of SQX Resources Limited ("the company") which comprises the consolidated statement of financial position as at 30 June 2023, the consolidated statement of profit or loss and other comprehensive income, the consolidated statement of changes in equity and the consolidated statement of cash flows for the year then ended, notes comprising a summary of significant accounting policies and other explanatory information, and the directors' declaration of the consolidated entity comprising the company and the entities it controlled at the year's end or from time to time during the financial year.

In our opinion the financial report of SQX Resources Limited is in accordance with the *Corporations Act 2001*, including:

- a) Giving a true and fair view of the consolidated entity's financial position as at 30 June 2023 and of its performance for the year ended on that date; and
- b) Complying with Australian Accounting Standards and the *Corporations Regulations 2001*.

Basis for Opinion

We conducted our audit in accordance with Australian Auditing Standards. Our responsibilities under those standards are further described in the Auditor's Responsibilities for the Audit of the Financial Report section of our report.

We believe that the audit evidence we have obtained is sufficient and appropriate to provide a basis for our opinion.

Independence

We are independent of the consolidated entity in accordance with the auditor independence requirements of the *Corporations Act 2001* and the ethical requirements of the Accounting Professional and Ethical Standards Board's APES 110 *Code of Ethics for Professional Accountants (including Independence Standards)* (the Code) that are relevant to our audit of the financial report in Australia. We have also fulfilled our other ethical responsibilities in accordance with the Code.

Key Audit Matters

Key audit matters are those matters that, in our professional judgement, were of most significance in our audit of the financial report of the current period. These matters were addressed in the context of our audit of the financial report as a whole, and in forming our opinion thereon, and we do not provide a separate opinion on these matters. For each matter below, our description of how our audit addressed the matter is provided in that context.

1. Carrying value of capitalised exploration expenditure

Why significant

As at 30 June 2023 the carrying value of exploration and evaluation assets was \$905,337 (2022: \$nil), as disclosed in Note 5.

The entity's accounting policy in respect of exploration and evaluation expenditure is outlined in Note 1.

Significant judgement is required:

- in determining whether facts and circumstances indicate that the exploration and evaluation assets should be tested for impairment in accordance with Australian Accounting Standard AASB 6 Exploration for and Evaluation of Mineral Resources ("AASB 6"); and
- in determining the treatment of exploration and evaluation expenditure in accordance with AASB 6, and the entity's accounting policy. In particular:
 - whether the particular areas of interest meet the recognition conditions for an asset; and
 - which elements of exploration and evaluation expenditures qualify for capitalisation for each area of interest.

This is a key audit matter due to:

- the significance of the balances to the financial statements; and
- the level of judgement applied by the consolidated entity in determining whether the exploration and evaluation assets has been accounted for in accordance with AASB 6.

How our audit addressed the key audit matter

Our work included, but was not limited to, the following procedures:

- to assess whether there are indicators of impairment:
 - assessing whether the rights to tenure of the areas of interest remained current at balance date as well as confirming that rights to tenure are expected to be renewed for tenements that will expire in the near future;
 - holding discussions with the management as to the status of ongoing exploration programmes for the areas of interest, as well as assessing if there was evidence that a decision had been made to discontinue activities in any specific areas of interest; and
 - obtaining and assessing evidence of the entity's future intention for the areas of interest, including reviewing future budgeted expenditure and related work programmes;
- considering whether exploration activities for the areas of interest had reached a stage where a reasonable assessment of economically recoverable reserves existed;
- testing, on a sample basis, exploration and evaluation expenditure incurred during the year for compliance with AASB 6 and the entity's accounting policy; and
- assessing the appropriateness of the related disclosures in Note 1 and 5.

2. Valuation of share-based payments

Why significant

During the year, the company issued a number of options and shares to employees, directors and corporate advisors. These securities issued were all accounted for as share-based payments under AASB 2: Share-based Payment.

Total share-based payment expense for the year was \$711,167 as detailed below:

Equity Security	No. Issued	Fair Value
Options	22,310,478	\$511,375
Performance Rights	1,124,997	\$199,792
Total	23,435,475	\$711,167

This is considered a key audit matter because:

1. The entity's valued the options using the Black Scholes model where inputs such as volatility and risk-free rate require judgement. The performance rights and shares were valued with reference to the ASX share price at the date at which they were granted.
2. The significance of the share-based payment expense to the company's financial performance and goodwill arose from the business combination.

Refer to Notes 1, and 16 to the Financial Report for a description of the accounting policy, significant estimates and judgements applied, and other details in relation to share-based payments.

How our audit addressed the key audit matter

Our audit procedures included but were not limited to:

- Obtaining an understanding of the key terms and conditions of the options and shares issued by inspecting relevant supporting documentation.
- Assessing the reasonableness of key inputs into the valuation model used by management.
- Recalculating the estimated fair value of the options using the Black Scholes option valuation methodology.
- Testing the accuracy of the amortisation of share-based payments over the vesting period and the recording of an expense in the statement of profit or loss and an increment to the share-based payment reserve (options) or issued capital (shares); and
- Reviewing the adequacy of the entity's disclosures in respect of the accounting treatment of share-based payments in the financial statements, including the significant judgments involved, and the accounting policy adopted

Other Information

The Directors are responsible for the other information. The other information comprises the information included in the consolidated entity's Annual Report but does not include the financial report and our auditor's report thereon.

Our opinion on the financial report does not cover the other information and we do not express any form of assurance conclusion thereon.

In connection with our audit of the financial report, our responsibility is to read the other information and, in doing so, consider whether the other information is materially inconsistent with the financial report or our knowledge obtained in the audit or otherwise appears to be materially misstated. If, based on the work we have performed, we conclude that there is a material misstatement of this other information, we are required to report that fact. We have nothing to report in this regard.

Directors' Responsibilities for the Financial Report

The Directors of the company are responsible for the preparation of the financial report that gives a true and fair view in accordance with Australian Accounting Standards and the *Corporations Act 2001* and for such internal control as the Directors determine is necessary to enable the preparation of the financial report that gives a true and fair view and is free from material misstatement, whether due to fraud or error.

In preparing the financial report, the Directors are responsible for assessing the consolidated entity's ability to continue as a going concern, disclosing, as applicable, matters related to going concern and using the going concern basis of accounting unless the Directors either intend to liquidate the consolidated entity or to cease operations, or have no realistic alternative but to do so.

Auditor's Responsibilities for the Audit of the Financial Report

Our objectives are to obtain reasonable assurance about whether the financial report as a whole is free from material misstatement, whether due to fraud or error, and to issue an auditor's report that includes our opinion. Reasonable assurance is a high level of assurance but is not a guarantee that an audit conducted in accordance with Australian Auditing Standards will always detect a material misstatement when it exists. Misstatements can arise from fraud or error and are considered material if, individually or in aggregate, they could reasonably be expected to influence the economic decisions of users taken on the basis of this financial report.

As part of an audit in accordance with Australian Auditing Standards, we exercise professional judgement and maintain professional scepticism throughout the audit. We also:

- Identify and assess the risks of material misstatement of the financial report, whether due to fraud or error, design and perform audit procedures responsive to those risks, and obtain audit evidence that is sufficient and appropriate to provide a basis for our opinion. The risk of not detecting a material misstatement resulting from fraud is higher than for one resulting from error, as fraud may involve collusion, forgery, intentional omissions, misrepresentations, or the override of internal control.
- Obtain an understanding of internal control relevant to the audit in order to design audit procedures that are appropriate in the circumstances, but not for the purpose of expressing an opinion on the effectiveness of the consolidated entity's internal control.
- Evaluate the appropriateness of accounting policies used and the reasonableness of accounting estimates and related disclosures made by the Directors.
- Conclude on the appropriateness of the Directors' use of the going concern basis of accounting and, based on the audit evidence obtained, whether a material uncertainty exists related to events or conditions that may cast significant doubt on the consolidated entity's ability to continue as a going concern. If we conclude that a material uncertainty exists, we are required to draw attention in our auditor's report to the related disclosures in the financial report or, if such disclosures are inadequate, to modify our opinion. Our conclusions are based on the audit evidence obtained up to the date of our auditor's report. However, future events or conditions may cause the consolidated entity to cease to continue as a going concern.

- Evaluate the overall presentation, structure and content of the financial report, including the disclosures, and whether the financial report represents the underlying transactions and events in a manner that achieves fair presentation.
- Obtain sufficient appropriate audit evidence regarding the financial information of the entities or business activities within the consolidated entity to express an opinion on the group financial report. We are responsible for the direction, supervision and performance of the group audit. We remain solely responsible for our audit opinion.

We communicate with the Directors regarding, among other matters, the planned scope and timing of the audit and significant audit findings, including any significant deficiencies in internal control that we identify during our audit.

We also provide the Directors with a statement that we have complied with relevant ethical requirements regarding independence, and to communicate with them all relationships and other matters that may reasonably be thought to bear on our independence, and where applicable, actions taken to eliminate threats or safeguards applied.

From the matters communicated with the Directors, we determine those matters that were of most significance in the audit of the financial report of the current period and are therefore the key audit matters. We describe these matters in our auditor's report unless law or regulation precludes public disclosure about the matter or when, in extremely rare circumstances, we determine that a matter should not be communicated in our report because the adverse consequences of doing so would reasonably be expected to outweigh the public interest benefits of such communication.

Report on the Remuneration Report

We have audited the Remuneration Report included in the directors' report for the year ended 30 June 2023. The Directors of the company are responsible for the preparation and presentation of the Remuneration Report in accordance with section 300A of the *Corporations Act 2001*. Our responsibility is to express an opinion on the Remuneration Report, based on our audit conducted in accordance with Australian Auditing Standards.

Opinion

In our opinion, the Remuneration Report of SQX Resources Limited for the year ended 30 June 2023 complies with section 300A of the *Corporations Act 2001*.



PKF BRISBANE AUDIT



LIAM MURPHY
PARTNER

BRISBANE, 27 SEPTEMBER 2023