

Deal Name:	Driver Australia Seven
Issuer:	Perpetual Corporate Trust Limited (ABN 99 000 341 533) of Level 18, 123 Pitt Street, Sydney NSW 2000 Australia in its capacity as trustee of the Driver Australia Seven Trust.
Originator of the Receivables:	Volkswagen Financial Services Australia Pty Ltd
Seller of the Receivables:	Volkswagen Financial Services Australia Pty Ltd
Servicer name:	Volkswagen Financial Services Australia Pty Ltd
Reporting Entity:	Volkswagen Financial Services Australia Pty Ltd ABS Operations (Physical Address) Level 1, 24 Muir Road, Chullora NSW 2190 (Postal Address) Locked Bag 4002 Chullora NSW 2190
Contact:	Phone: +61 2 9751 6257 Fax: +61 2 9695 6399 Email: ABSOperations.Australia@vwfs.com.au
Corporate Service Provider:	Perpetual Corporate Trust Limited (ABN 99 000 341 533) of Level 18, 123 Pitt Street, Sydney NSW 2000 Australia in its personal capacity.



Contents

Page	Table of Contents
1	Cover
2	Contents
3	Reporting Details
4	Parties Overview
5	Transaction Events I
6	Transaction Events II
7	Transaction Events III
8	Information regarding the Notes I
9	Information regarding the Notes II
10	Cash Collateral Account
11	Credit Enhancement
12	Swap Fixing / Waterfall
13	Retention of Net Economic Interest
14	Amortisation Profile I
15	Amortisation Profile II
16	Run Out Schedule I
18	Run Out Schedule II
19	Outstanding Contracts I
21	Outstanding Contracts II
22	Arrears
24	Net Salvage Loss
25	Net Salvage After Recoveries
26	Prepayments
27	Pool Data I
29	Pool Data II
30	Pool Data III
32	Pool Data IV
34	Pool Data V
36	Pool Data VI
37	Pool Data VII
43	Pool Data VIII
45	Pool Data IX
47	Hardship Extensions
48	Engine Type
50	Contract Level Data

Reporting Details

Deal Overview

Pool Cut Date	31/10/2021	Publication Date:	16/10/2023 (16th of each month)
Scheduled Date of Clean-Up-Call	09/2025	Payment Date:	23/10/2023 (21st of each month)
Legal Maturity Date	21/01/2030	Reporting Date:	30/09/2023
Issue Date	22/11/2021	Asset Collection Period:	from 01/09/2023 until 30/09/2023
Period No.:	23	Interest Accrual Period	from 21/09/2023 until 23/10/2023
Reporting frequency:	Monthly	Note Payment Period:	from 21/09/2023 until 23/10/2023
Next Payment Date:	21/11/2023	Days accrued:	32

Vehicle Type at Pool Cut	Number of Contracts	Percentage of Contracts	Outstanding Discounted Receivables Balance	Percentage Outstanding Discounted Receivables Balance
New	10,680	70.07%	463,158,976.27 AUD	77.19%
Used	4,561	29.93%	136,866,121.79 AUD	22.81%
Total	15,241	100.00%	600,025,098.06 AUD	100.00%

Credit Type at Pool Cut	Number of Contracts	Percentage of Contracts	Outstanding Discounted Receivables Balance	Percentage Outstanding Discounted Receivables Balance
Chattel Mortgage	9,371	61.49%	414,965,143.56 AUD	69.16%
Consumer Loan	5,870	38.51%	185,059,954.50 AUD	30.84%
Total	15,241	100.00%	600,025,098.06 AUD	100.00%

Parties Overview

Lead Managers:	<p>Australia and New Zealand Banking Group Limited (ABN 11 005 357 522) ANZ Tower 242 Pitt Street Sydney, NSW 2000 Australia</p> <p>Bank of America Merrill Lynch (which is the trading name of Merrill Lynch International) (ARBN 125 336 567) Merrill Lynch Financial Centre 2 King Edward Street London EC1A 1HQ United Kingdom</p>	Security Trustee:	<p>P.T. Limited (ABN 67 004 454 666) Level 18 123 Pitt Street Sydney NSW 2000 Australia</p>
Trustee:	<p>Perpetual Corporate Trust Limited (ABN 99 000 341 533) of Level 18, 123 Pitt Street, Sydney NSW 2000 Australia in its capacity as trustee of the Driver Australia Seven Trust.</p>	Trust Manager:	<p>Perpetual Nominees Limited (ABN 37 000 733 700) of Level 18, 123 Pitt Street, Sydney NSW 2000 Australia in its capacity as the trust manager for the Driver Australia Seven Trust</p>
Sub Trust Manager:	<p>Volkswagen Financial Services Australia Pty Limited (ABN 20 097 071 460) Level 1, 24 Muir Road, Chullora, NSW 2190</p>	Account Bank:	<p>Australia and New Zealand Banking Group Limited (ABN 11 005 357 522) ANZ Tower 242 Pitt Street Sydney, NSW 2000 Australia</p>
Clearing Systems:	<p>Austraclear Limited 30-32 Grosvenor Street. Sydney, NSW 2000</p>	Swap Counterparty:	<p>ING Bank N.V. (ID 26 300 892 I) Bijlmerdreef 106 1102 CT Amsterdam The Netherlands</p>
Servicer:	<p>Volkswagen Financial Services Australia Pty Limited (ABN 20 097 071 460) Level 1, 24 Muir Road, Chullora, NSW 2190 email: ABSOperations.Australia@vwfs.com.au phone: +61 2 9751 6257</p>	Rating Agencies:	<p>Fitch Ratings Attn.: Australia Surveillance Suite 15.01, Level 15, 135 King Street Sydney, NSW 2000 Australia email: australia.surveillance@fitchratings.com</p> <p>Moody's Attn.: Monitor Sydney Level 10, 1 O'Connell Street Sydney, NSW 2000 Australia email: Monitor.Sydney@moodys.com</p>

Transaction Events (I)

Clean-Up Call Condition

Percentage of Current Outstanding Discounted Receivables Balance	44.71%	
Min. Percentage of Outstanding Discounted Receivables Balance	10.00%	The Clean-Up-Call Condition is expected to be reached in 09/2025.

Clean-Up Call

VWFS Australia will have the right at its option to exercise a Clean-Up Call and to repurchase all (but not only some) of the Purchased Receivables from the Issuer at any time when the then outstanding Aggregate Discounted Receivables Balance is less than ten (10) per cent. of the Aggregate Cut-off Date Discounted Receivables Balance and, assuming the Transaction Documents are given full effect, all payment obligations under the Notes, including principal and accrued interest, will thereby be fulfilled in accordance with the Order of Priority (the Clean-up Call Conditions).

Repurchase of Receivables	Number of contracts	% of Contracts	Outstanding Discounted Receivables Balance	% of Outstanding Discounted Receivables Balance	Interest Compensation Payment	Re-Purchase Price
Current Period	-	0.00%	- AUD	0.00%	- AUD	- AUD
Previous Periods	-	0.00%	- AUD	0.00%	- AUD	- AUD
Total	-	0.00%	- AUD	0.00%	- AUD	- AUD

If a repurchase of receivables occurred, it would only result from non-eligibility as of the respective Pool Cut Date (which has been discovered at a later stage), a Legitimate Repudiation of a Receivables Contract, a Reloaded Contract or a Flat-Cancelled Contract.

Transaction Party Replacements

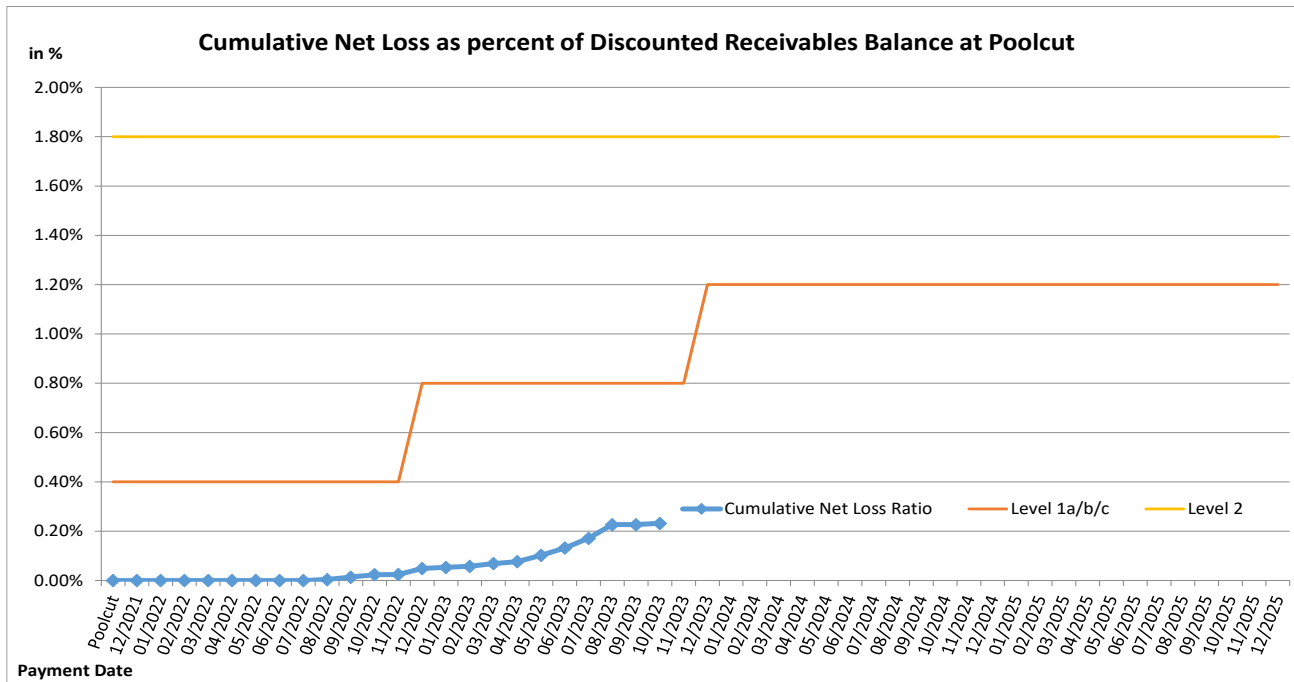
Capacity of Transaction Party	Date of Replacement	Reason for Replacement	Replaced Party	Replaced by

Transaction Events (II)

Credit Enhancement Increase Conditions

Level 1a Credit Enhancement Increase Condition - Cumulative Net Losses do not amount to 0.4% for any Payment Date prior to or during Nov 2022	NO
Level 1b Credit Enhancement Increase Condition - Cumulative Net Losses do not amount to 0.8% for any Payment Date from Dec 2022 but prior to or during Nov 2023	NO
Level 1c Credit Enhancement Increase Condition - Cumulative Net Losses do not amount to 1.2% for any Payment Date after Nov 2023	NO
Level 2 Credit Enhancement Increase Condition - Cumulative Net Losses do not amount to 1.8% for any Payment Date	NO

Net losses	Net Loss Amount
Net Salvage Loss registered in current Period	31,630.96 AUD
Cumulative Net Salvage Loss incl. current Period	1,389,709.48 AUD
Cumulative Net Salvage Loss as of the End of the Monthly Period	1,389,709.48 AUD
Discounted Balance as of Pool Cut Date	600,025,098.06 AUD
Cumulative Net Loss as percentage of Discounted Receivables Balance at Pool Cut	0.23161%



Transaction Events (III)

Account Bank:

Australia and New Zealand Banking Group Limited

Current Rating^{*}

Minimum required Rating (if no short term Rating available, the higher long term rating is applicable)

or

Fitch			Moody's		
Long Term	Short Term	Outlook	Long Term	Short Term	Outlook
A+	F1	Stable	Aa3	P-1	Stable
-	F1	-	A2	P-1	-
A	-	-	A2	P-1	-

If the Account Bank ceases to have the Account Bank Required Rating it shall, at its own cost,

(i) transfer the accounts to an Eligible Collateral Bank, or

(ii) provide a guarantee from an Eligible Guarantor, or

If none of the measures is taken within a given timespan, the Issuer may enter into new banking arrangements at its own initiative with another Account Bank.

(Please refer to the Prospectus for a complete description of the mechanism)

Required Rating:

Fulfilled

Swap Counterparty

ING Bank N.V.

Current Rating^{*}

Minimum required Rating for Class A Notes

Minimum required Rating for Class B Notes

Fitch			Moody's		
Long Term	Short Term	Outlook	Long Term	Short Term	Outlook
AA-	F1+	Stable	A1	P-1	Stable
A	F1	-	A3	-	-
-	-	-	A3	-	-

If the Swap Bank falls below the above mentioned Minimum Rating (Level I) it shall provide Eligible Credit Support by means of Cash or certain types of Prime Debt Obligations

If the Swap Bank ceases to have the even lower Rating as an Eligible Swap Counterparty (Level II) it shall, at its own cost,

(i) transfer all rights and obligations under the Swap Agreement to another Eligible Swap Partner or

(ii) provide a guarantee from an Eligible Guarantor.

If none of the measures is taken within a given timespan, the Issuer may enter into new arrangements at its own initiative with another Swap Bank.

(Please refer to the Prospectus for a complete description of the mechanism)

Required Rating:

Fulfilled

Servicer

Volkswagen Financial Services Australia Pty Ltd

If the Monthly Remittance Condition is satisfied, VWFS Australia, as the Servicer, is required to pay collections of the Purchased Receivables (including proceeds from the disposition of any Financed Objects) received by it during each Monthly Period into the Distribution Account in a single deposit no later than the Payment Date for that Monthly Period.

If the Monthly Remittance Condition is not met, the Servicer must remit collections received by it in respect of the Purchased Receivables in accordance with the procedure outlined in detail in "ADMINISTRATION OF THE PURCHASED RECEIVABLES UNDER THE SERVICING AGREEMENT - Commingling".

Monthly Remittance Condition:

Fulfilled

Information regarding the Notes I

Rating at Issue Date	Class A	Class B
Moody's	Aaa (sf)	Aa2 (sf)
Fitch	AAAsf	NRsf

Current Rating	Class A	Class B
Moody's	Aaa (sf)	Aa1 (sf)
Fitch	AAAsf	NRsf

Information on Notes	Class A	Class B
Legal maturity date	21/01/2030	21/01/2030
Scheduled Clean Up Call	Sep 2025	Sep 2025
ISIN:	AU3FN0063434	AU3FN0063442
Common Code:	239718256	239718272
Nominal Amount	100,000.00 AUD	100,000.00 AUD

Information on Interest	Class A	Class B
Spread/ Margin	70 bps	100 bps
Index Rate	1-Month-BBSW	1-Month-BBSW
Fixed/Floating	floating	floating
Current Coupon	1-Month-BBSW + 70	1-Month-BBSW + 100
Day Count Convention	actual/365	actual/365

Information regarding the Notes II

Monthly Period:	09/2023
Payment Date:	23/10/2023
Interest Accrual Period (from/until)	from 21/09/2023 until 23/10/2023
Days accrued	32
Index Rate	1-Month-BBSW
Base Interest Rate:	4.0541%
Day Count Convention	actual/365

Interest Payments	Class A	Class B
Total Interest Amount of the Reporting Period	864,880.77 AUD	122,538.70 AUD
Paid Interest	864,880.77 AUD	122,538.70 AUD

Unpaid Interest	Class A	Class B
Unpaid Interest in the Reporting Period	- AUD	- AUD
Cumulative unpaid Interest	- AUD	- AUD

Note Balance	Class A	Class B
Note Balance as of Poolcut	526,200,000.00 AUD	33,000,000.00 AUD
Note Balance as of the Beginning of the Period	207,506,075.46 AUD	27,654,914.10 AUD
Redemption Amount per Class	8,964,395.82 AUD	3,352,889.10 AUD
Class Balance as of the End of the Period	198,541,679.64 AUD	24,302,025.00 AUD

Payments to Investors per note	Class A	Class B
Interest Per Note	164.36 AUD	371.33 AUD
Principal Repayment by note	1,703.61 AUD	10,160.27 AUD
Number of Notes	5,262	330
Note Factor	0.3773122	0.7364250

Overcollateralisation Percentage	Class A	Class B
Initial OC Percentage at Poolcut	12.3037%	6.8039%
Current OC Percentage	26.0000%	16.9400%
Target OC Percentage	26.0000%	18.0000%

Subordinated Loan	
Balance as of the Beginning of the Period	34,115,247.75 AUD
Regular Redemption from Waterfall	- AUD
Redemption from Cash Collateral Account	- AUD
Balance as of the End of the Period	34,115,247.75 AUD

Cash Collateral Account

Cash collateral account (CCA)	Value
CCA Opening Balance - Initial balance at poolcut	7,200,000.00 AUD
Balance as of the beginning of the period	6,000,000.00 AUD
Specified General Cash Collateral Account Balance	6,000,000.00 AUD
the greater of: 1.20 per cent of the Aggregate Discounted Receivables Balance as of the end of the Monthly Period; and	3,219,594.19 AUD
the lesser of: \$6,000,000; and	6,000,000.00 AUD
the aggregate outstanding principal amount of the Class A Notes and Class B Notes as of the end of the Monthly Period	235,160,989.56 AUD
Payments	- AUD
General payment from CCA	- AUD
General payment to CCA	- AUD
Balance as of the end of the period	6,000,000.00 AUD

Credit Enhancement

Credit Enhancement as of Poolcut Date	% of Aggregate Discounted Receivables Balance	Value
Class B Note	5.50%	33,000,000.00 AUD
Subordinated Loan	5.80%	34,825,098.06 AUD
Overcollateralisation	1.00%	6,000,000.00 AUD
Cash Collateral Account	1.20%	7,200,000.00 AUD

Cash Collateral Account (CCA)	Value	in % of Outstanding Discounted Receivables Balance as of Poolcut Date
Initial Balance at Poolcut	7,200,000.00 AUD	1.20%
Initial Targeted Balance at Poolcut	7,200,000.00 AUD	1.20%
Current Targeted Balance	6,000,000.00 AUD	1.00%
Balance as of the Beginning of the Period	6,000,000.00 AUD	1.00%
Payment from CCA	- AUD	0.00%
Payment to CCA	- AUD	0.00%
Balance as of the End of the Period	6,000,000.00 AUD	1.00%

Calculation of Credit Enhancement

Initially, Driver Australia Seven's Credit Enhancement consists of the respective Note Issue in comparison to the Discounted Receivables Balance as of Poolcut, minus any Senior Debt Issuance. This 'Overcollateralisation' (i.e. Credit Enhancement excluding the Cash Collateral Account) is specific for each Note Series and increases with its seniority.

Subsequently, the 'Overcollateralisation' is calculated (as an Overcollateralisation Percentage) on a monthly basis, all on end of month figures. Considering the seniority of the respective Note Series, redemption is made until a Target Overcollateralisation Percentage has been reached. All remaining funds will be used to perform payments in the more junior positions of the Order of Priority.

The Target OC percentages for each Note Class are determined subject to 3 items:

- They will increase in 2 steps in case the Cumulative Net Loss Ratio exceeds a certain level and Credit Enhancement Increase Condition is met.
- They will increase to 100% if the Aggregate Discounted Receivables Balance falls below 10.00% of the Aggregate Discounted Receivables Balance at Cut-Off Date (without a Clean-Up Call being exercised).
- A Foreclosure Event causes the transaction to switch into sequential payment mode, in which case the OC Percentages will not determine the maximum redemption amount and may be exceeded.

In addition, there is the 'General Cash Reserve', in the form of a Cash Collateral Account, which is in principle to the benefit of all Tranches over the entire lifetime of the transaction.

Swap Fixing / Waterfall

Amortising Interest Rate Swap	Class A	Class B
Initial Principal	526,200,000.00 AUD	33,000,000.00 AUD
Underlying Principal for Reporting Period	207,506,075.46 AUD	27,654,914.10 AUD
Paying Leg	Fixed Interest Rate	Fixed Interest Rate
Receiving Leg	Floating Interest Rate	Floating Interest Rate
Net Swap Payments - Net Swap Receipts	(604,633.57 AUD)	(78,014.29 AUD)

Available Distribution Amount Calculation	Payment to waterfall position	Remaining Amount
1) i) Available Collections Amount from Contracts	13,502,153.74 AUD	13,502,153.74 AUD
1) ii) Available Collections - Interest on Trust Account	27,457.11 AUD	13,529,610.85 AUD
2) Drawings From Cash Collateral Account as provided for in clause 12.1 of the Issue Supplement	- AUD	13,529,610.85 AUD
3) i) Net Swap Receipts - Class A	604,633.57 AUD	14,134,244.42 AUD
3) ii) Net Swap Receipts - Class B	78,014.29 AUD	14,212,258.71 AUD
4) Damages and Indemnity Payments to Issuer	- AUD	14,212,258.71 AUD
5) Other Reimbursement Amounts	- AUD	14,212,258.71 AUD
6) Buffer Release Amount	(664,694.85 AUD)	13,547,563.86 AUD
Remaining Rounding Amount (M-1)	30.70 AUD	13,547,594.56 AUD

Waterfall	Payment to waterfall position	Remaining Amount
Available Distribution Amount	- AUD	13,547,594.56 AUD
1) Trust Beneficiary \$1	(1.00 AUD)	13,547,593.56 AUD
2) Taxes	- AUD	13,547,593.56 AUD
3) Trust Fees & Expenses and Servicer Fees	(242,848.23 AUD)	13,304,745.33 AUD
4. a) Net Swap Payments - Class A Notes	- AUD	13,304,745.33 AUD
4. b) Net Swap Payments - Class B Notes	- AUD	13,304,745.33 AUD
5. a) Interest accrued in prev. month - Class A	(864,880.77 AUD)	12,439,864.56 AUD
5. b) Interest Shortfalls from prior months - Class A	- AUD	12,439,864.56 AUD
6. a) Interest accrued in prev. month - Class B	(122,538.70 AUD)	12,317,325.86 AUD
6. b) Interest Shortfalls from prior months - Class B	- AUD	12,317,325.86 AUD
7) Payment to Cash Collateral Account	- AUD	12,317,325.86 AUD
8) Principal Payment - Class A	(8,964,395.82 AUD)	3,352,930.04 AUD
9) Principal Payment - Class B	(3,352,889.10 AUD)	40.94 AUD
Remaining Rounding Amount (Current Period)	(40.94 AUD)	- AUD
10) Penalties, Costs, Expenses, Damages, Losses or Liabilities	- AUD	- AUD
11) Other Payment to Swap Counterparties	- AUD	- AUD
12) Subordinated Loan Accrued and Unpaid Interest	- AUD	- AUD
Interest Accrued this period on the Subordinated Loan	- AUD	- AUD
Unpaid Interest on the Subordinated Loan	- AUD	- AUD
13) Subordinated Loan Principal	- AUD	- AUD
14) Surplus Income Distribution to Beneficiary of the Trust	- AUD	- AUD

Distribution of Cash Collateral Account surplus	Payment	Remaining Amount
Payment from CCA	- AUD	- AUD
Payment of Interest Accrued this period on the Subordinated Loan	- AUD	- AUD
Payment of Unpaid Interest on the Subordinated Loan	- AUD	- AUD
Payment in respect of regular redemption to subordinated lender	- AUD	- AUD
Distribution to Beneficiary of the Trust	- AUD	- AUD

Retention of Net Economic Interest

Period	Poolcut	Balance as at Current Period
Total Assets	684,926,843.21 AUD	291,558,507.33 AUD
Nominal Receivables Balance	684,926,843.21 AUD	291,558,507.33 AUD
First loss piece	48,025,098.06 AUD	51,455,811.05 AUD
Subordinated Loan balance	34,825,098.06 AUD	34,115,247.75 AUD
Overcollateralisation	6,000,000.00 AUD	11,340,563.30 AUD
General Cash Collateral Account balance	7,200,000.00 AUD	6,000,000.00 AUD
Actual retention	7.01%	17.65%

In its capacity as originator and original lender, VWFSA complies with the retention requirement of a material net economic interest in accordance with Article 6 (3) (d) of the European Securitisation Regulation.

By adhering to Article 6 (3) (d) of the European Securitisation Regulation, VWFSA will keep the exposures designated for retention on its balance sheet on an ongoing basis.

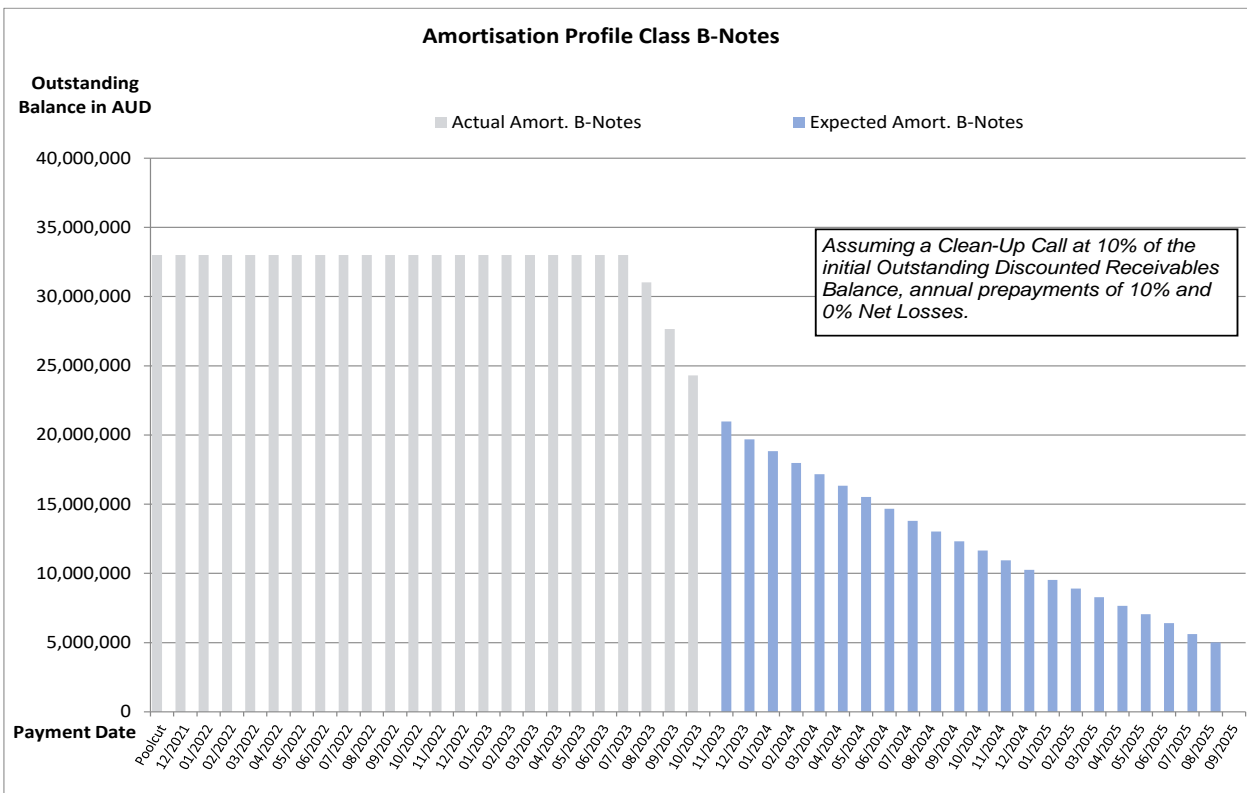
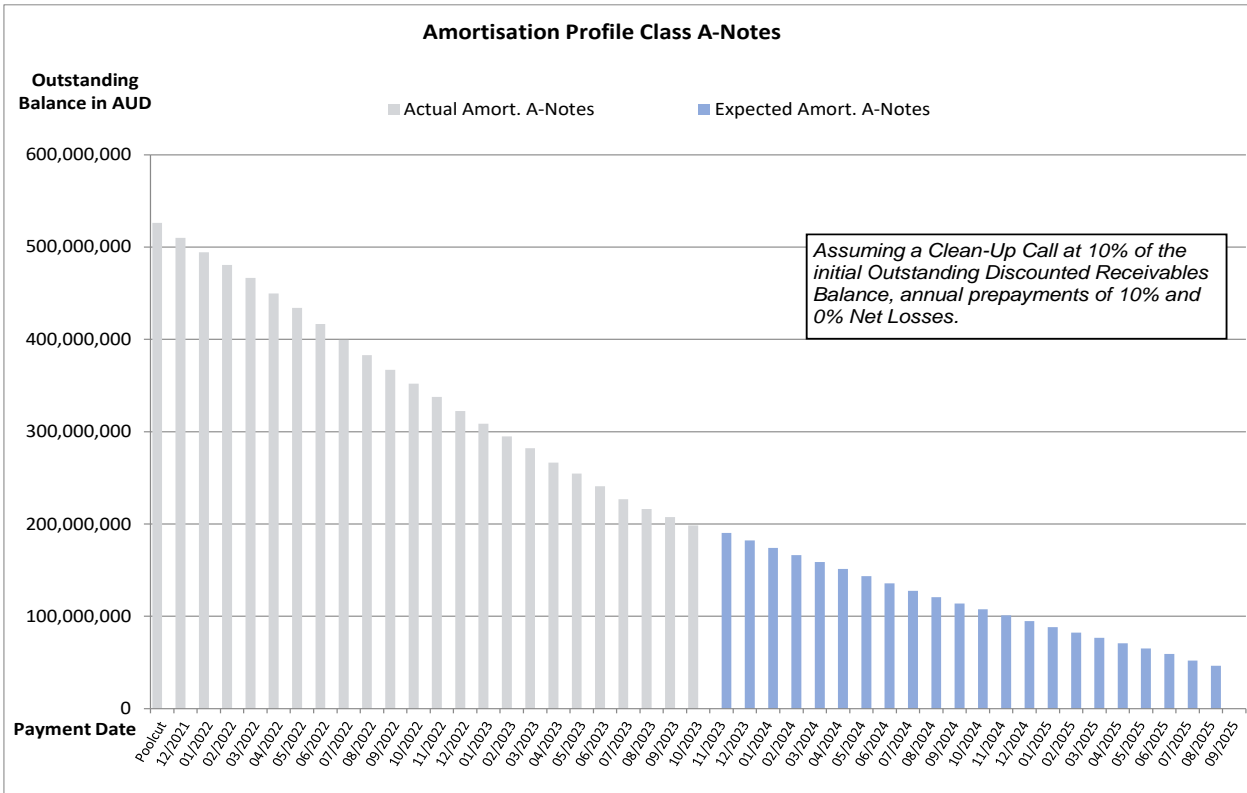
The latest end of month level of retention will be published on a monthly basis in the investor report.

Amortisation Profile I

Note Class	Class A		Class B	
	At Closing: 1.85 yrs	Current: 1.17 yrs	At Closing: 2.84 yrs	Current: 0.98 yrs
Payment Date	Actual Note Balance	Forecasted Note Balance	Actual Note Balance	Forecasted Note Balance
Poolcut	526,200,000.00 AUD	- AUD	33,000,000.00 AUD	- AUD
12/2021	510,049,185.54 AUD	- AUD	33,000,000.00 AUD	- AUD
01/2022	494,276,866.74 AUD	- AUD	33,000,000.00 AUD	- AUD
02/2022	480,766,050.30 AUD	- AUD	33,000,000.00 AUD	- AUD
03/2022	466,604,640.18 AUD	- AUD	33,000,000.00 AUD	- AUD
04/2022	449,793,707.82 AUD	- AUD	33,000,000.00 AUD	- AUD
05/2022	434,204,927.58 AUD	- AUD	33,000,000.00 AUD	- AUD
06/2022	416,766,133.38 AUD	- AUD	33,000,000.00 AUD	- AUD
07/2022	399,553,605.18 AUD	- AUD	33,000,000.00 AUD	- AUD
08/2022	382,999,405.80 AUD	- AUD	33,000,000.00 AUD	- AUD
09/2022	367,050,704.76 AUD	- AUD	33,000,000.00 AUD	- AUD
10/2022	352,075,000.14 AUD	- AUD	33,000,000.00 AUD	- AUD
11/2022	337,754,730.24 AUD	- AUD	33,000,000.00 AUD	- AUD
12/2022	322,389,374.52 AUD	- AUD	33,000,000.00 AUD	- AUD
01/2023	308,497,905.00 AUD	- AUD	33,000,000.00 AUD	- AUD
02/2023	295,031,605.08 AUD	- AUD	33,000,000.00 AUD	- AUD
03/2023	282,007,734.12 AUD	- AUD	33,000,000.00 AUD	- AUD
04/2023	266,550,924.84 AUD	- AUD	33,000,000.00 AUD	- AUD
05/2023	254,648,386.08 AUD	- AUD	33,000,000.00 AUD	- AUD
06/2023	240,840,950.70 AUD	- AUD	33,000,000.00 AUD	- AUD
07/2023	227,003,048.34 AUD	- AUD	33,000,000.00 AUD	- AUD
08/2023	216,117,548.94 AUD	- AUD	31,022,277.00 AUD	- AUD
09/2023	207,506,075.46 AUD	- AUD	27,654,914.10 AUD	- AUD
10/2023	198,541,679.64 AUD	- AUD	24,302,025.00 AUD	- AUD
11/2023	-	190,278,206.94 AUD	-	20,976,443.74 AUD
12/2023	-	182,090,217.32 AUD	-	19,685,428.90 AUD
01/2024	-	174,209,417.15 AUD	-	18,833,450.50 AUD
02/2024	-	166,385,556.66 AUD	-	17,987,627.75 AUD
03/2024	-	158,834,672.86 AUD	-	17,171,315.98 AUD
04/2024	-	151,189,224.38 AUD	-	16,344,781.01 AUD
05/2024	-	143,632,306.92 AUD	-	15,527,816.97 AUD
06/2024	-	135,717,859.04 AUD	-	14,672,200.98 AUD
07/2024	-	127,617,892.92 AUD	-	13,796,528.97 AUD
08/2024	-	120,575,945.64 AUD	-	13,035,237.37 AUD
09/2024	-	113,934,625.85 AUD	-	12,317,256.85 AUD
10/2024	-	107,746,098.44 AUD	-	11,648,226.86 AUD
11/2024	-	101,165,425.11 AUD	-	10,936,802.71 AUD
12/2024	-	94,824,527.32 AUD	-	10,251,300.25 AUD
01/2025	-	88,198,644.93 AUD	-	9,534,988.64 AUD
02/2025	-	82,317,621.81 AUD	-	8,899,202.36 AUD
03/2025	-	76,685,244.67 AUD	-	8,290,296.72 AUD
04/2025	-	70,854,040.39 AUD	-	7,659,896.26 AUD
05/2025	-	65,255,781.29 AUD	-	7,054,679.06 AUD
06/2025	-	59,217,279.63 AUD	-	6,401,868.07 AUD
07/2025	-	51,988,720.24 AUD	-	5,620,402.19 AUD
08/2025	-	46,410,680.74 AUD	-	5,017,370.89 AUD
09/2025	-	- AUD	-	- AUD

*Based on the following assumptions: CPR of 10%, Net Losses of 0% and Clean Up Call at 10% of the original outstanding discounted receivables balance

Amortisation Profile II

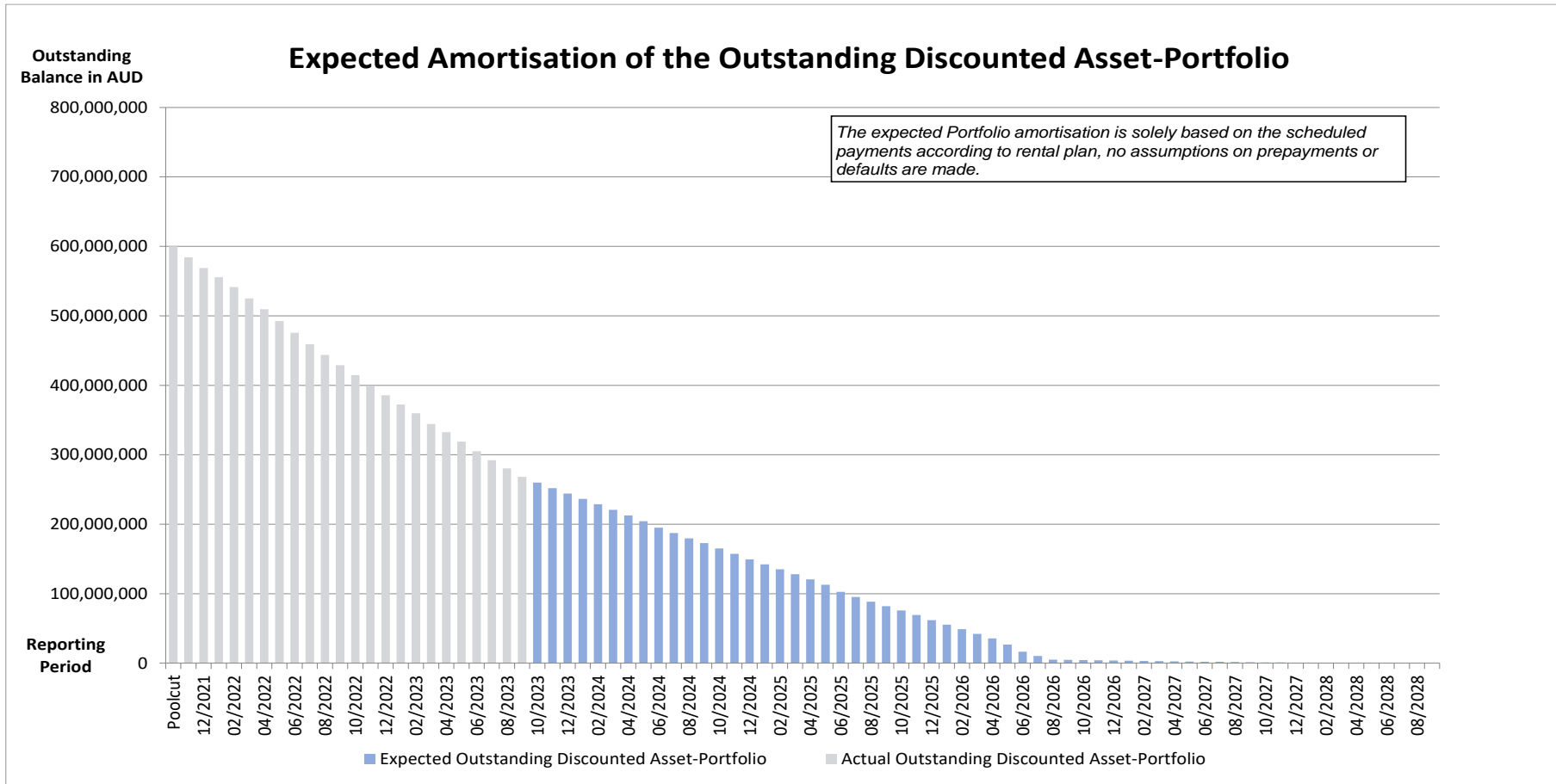


Run Out Schedule I

End of Collection Period	Interest	Principal	Nominal Instalments
arrears	97,083.79 AUD	775,607.82 AUD	872,691.61 AUD
10/2023	1,075,774.71 AUD	7,656,538.90 AUD	8,732,313.61 AUD
11/2023	1,238,943.06 AUD	7,952,645.96 AUD	9,191,589.02 AUD
12/2023	1,210,427.14 AUD	7,717,885.32 AUD	8,928,312.46 AUD
01/2024	1,176,967.00 AUD	7,773,156.82 AUD	8,950,123.82 AUD
02/2024	1,142,702.56 AUD	7,743,290.59 AUD	8,885,993.15 AUD
03/2024	1,105,992.22 AUD	7,989,121.50 AUD	9,095,113.72 AUD
04/2024	1,068,277.88 AUD	7,926,465.71 AUD	8,994,743.59 AUD
05/2024	1,030,484.43 AUD	8,605,433.10 AUD	9,635,917.53 AUD
06/2024	989,196.36 AUD	9,184,601.61 AUD	10,173,797.97 AUD
07/2024	944,992.43 AUD	7,780,040.94 AUD	8,725,033.37 AUD
08/2024	907,662.80 AUD	7,528,146.28 AUD	8,435,809.08 AUD
09/2024	871,454.60 AUD	6,967,419.16 AUD	7,838,873.76 AUD
10/2024	837,885.64 AUD	7,601,472.72 AUD	8,439,358.36 AUD
11/2024	801,383.65 AUD	7,725,267.88 AUD	8,526,651.53 AUD
12/2024	763,909.27 AUD	8,061,365.25 AUD	8,825,274.52 AUD
01/2025	724,813.01 AUD	7,119,733.81 AUD	7,844,546.82 AUD
02/2025	690,284.94 AUD	7,072,689.97 AUD	7,762,974.91 AUD
03/2025	656,168.42 AUD	7,185,864.93 AUD	7,842,033.35 AUD
04/2025	621,395.69 AUD	7,295,614.50 AUD	7,917,010.19 AUD
05/2025	585,909.72 AUD	7,911,871.58 AUD	8,497,781.30 AUD
06/2025	547,467.17 AUD	9,944,422.14 AUD	10,491,889.31 AUD
07/2025	499,144.40 AUD	7,420,396.26 AUD	7,919,540.66 AUD
08/2025	463,090.24 AUD	6,961,356.52 AUD	7,424,446.76 AUD
09/2025	429,279.92 AUD	6,375,176.84 AUD	6,804,456.76 AUD
10/2025	398,415.54 AUD	6,268,883.50 AUD	6,667,299.04 AUD
11/2025	367,974.46 AUD	6,557,646.89 AUD	6,925,621.35 AUD
12/2025	336,350.70 AUD	7,284,202.21 AUD	7,620,552.91 AUD
01/2026	301,028.87 AUD	6,421,037.42 AUD	6,722,066.29 AUD
02/2026	269,802.38 AUD	6,672,079.08 AUD	6,941,881.46 AUD
03/2026	237,345.24 AUD	6,797,065.72 AUD	7,034,410.96 AUD
04/2026	204,300.49 AUD	6,547,506.00 AUD	6,751,806.49 AUD
05/2026	172,468.44 AUD	8,767,619.81 AUD	8,940,088.25 AUD
06/2026	129,831.71 AUD	10,203,621.34 AUD	10,333,453.05 AUD
07/2026	80,252.47 AUD	6,211,480.26 AUD	6,291,732.73 AUD
08/2026	50,037.55 AUD	5,167,669.65 AUD	5,217,707.20 AUD
09/2026	24,903.03 AUD	354,362.30 AUD	379,265.33 AUD
10/2026	23,179.29 AUD	392,665.96 AUD	415,845.25 AUD
11/2026	21,272.68 AUD	345,357.88 AUD	366,630.56 AUD
12/2026	19,593.23 AUD	307,826.52 AUD	327,419.75 AUD
01/2027	18,102.48 AUD	278,208.85 AUD	296,311.33 AUD
02/2027	16,748.86 AUD	328,084.61 AUD	344,833.47 AUD
03/2027	15,152.85 AUD	294,802.87 AUD	309,955.72 AUD
04/2027	13,725.75 AUD	262,339.87 AUD	276,065.62 AUD
05/2027	12,449.52 AUD	272,711.43 AUD	285,160.95 AUD
06/2027	11,133.88 AUD	267,506.94 AUD	278,640.82 AUD
07/2027	9,832.54 AUD	233,219.07 AUD	243,051.61 AUD
08/2027	8,698.07 AUD	298,836.17 AUD	307,534.24 AUD
09/2027	7,244.32 AUD	208,624.99 AUD	215,869.31 AUD
10/2027	6,229.45 AUD	196,604.88 AUD	202,834.33 AUD

11/2027	5,273.08 AUD	180,456.46 AUD	185,729.54 AUD
12/2027	4,395.17 AUD	167,035.29 AUD	171,430.46 AUD
01/2028	3,582.53 AUD	152,894.54 AUD	156,477.07 AUD
02/2028	2,838.88 AUD	137,954.33 AUD	140,793.21 AUD
03/2028	2,167.77 AUD	123,081.99 AUD	125,249.76 AUD
04/2028	1,569.06 AUD	108,752.00 AUD	110,321.06 AUD
05/2028	1,039.96 AUD	85,536.07 AUD	86,576.03 AUD
06/2028	623.86 AUD	59,972.54 AUD	60,596.40 AUD
07/2028	332.18 AUD	37,062.32 AUD	37,394.50 AUD
08/2028	151.84 AUD	15,615.15 AUD	15,766.99 AUD
09/2028	75.91 AUD	4,699.81 AUD	4,775.72 AUD
10/2028	53.05 AUD	3,137.06 AUD	3,190.11 AUD
11/2028	37.78 AUD	2,550.97 AUD	2,588.75 AUD
12/2028	25.38 AUD	906.08 AUD	931.46 AUD
01/2029	20.97 AUD	910.49 AUD	931.46 AUD
02/2029	16.54 AUD	914.92 AUD	931.46 AUD
03/2029	12.09 AUD	919.37 AUD	931.46 AUD
04/2029	7.62 AUD	923.84 AUD	931.46 AUD
05/2029	3.12 AUD	642.13 AUD	645.25 AUD
06/2029	- AUD	- AUD	- AUD
Total	23,258,991.64 AUD	268,299,515.69 AUD	291,558,507.33 AUD

Run Out Schedule II



Outstanding Contracts I - Overview

Total Portfolio as of Poolcut Date			Product Type			
Contract Status Development	Number of Contracts	Outstanding Discounted Receivables Balance	Chattel Mortgage		Consumer Loan	
			Number of Contracts	Outstanding Discounted Receivables Balance	Number of Contracts	Outstanding Discounted Receivables Balance
Normal	15,241	600,025,098.06 AUD	9,371	414,965,143.56 AUD	5,870	185,059,954.50 AUD
In Advance	-	- AUD	-	- AUD	-	- AUD
In Arrears	-	- AUD	-	- AUD	-	- AUD
Paid out/Matured	-	- AUD	-	- AUD	-	- AUD
Early Payout	-	- AUD	-	- AUD	-	- AUD
Gross Salvage	-	- AUD	-	- AUD	-	- AUD
Net Salvage	-	- AUD	-	- AUD	-	- AUD
Total	15,241	600,025,098.06 AUD	9,371	414,965,143.56 AUD	5,870	185,059,954.50 AUD

Total Portfolio as of Previous Month			Product Type			
Contract Status Development	Number of Contracts	Outstanding Discounted Receivables Balance	Chattel Mortgage		Consumer Loan	
			Number of Contracts	Outstanding Discounted Receivables Balance	Number of Contracts	Outstanding Discounted Receivables Balance
Normal	7,786	205,503,200.68 AUD	5,319	158,700,275.48 AUD	2,467	46,802,925.20 AUD
In Advance	1,715	43,908,232.05 AUD	814	23,075,922.82 AUD	901	20,832,309.23 AUD
In Arrears	1,177	30,826,173.59 AUD	626	18,542,206.71 AUD	551	12,283,966.88 AUD
Paid out/Matured	716	- AUD	495	- AUD	221	- AUD
Early Payout	3,799	- AUD	2,079	- AUD	1,720	- AUD
Gross Salvage	4	175,970.12 AUD	3	107,282.84 AUD	1	68,687.28 AUD
Net Salvage	44	1,313,170.57 AUD	35	1,163,919.49 AUD	9	149,251.08 AUD
Total	15,241	281,726,747.01 AUD	9,371	201,589,607.34 AUD	5,870	80,137,139.67 AUD

Total Portfolio as of Current Reporting Period			Product Type			
Contract Status Development	Number of Contracts	Outstanding Discounted Receivables Balance	Chattel Mortgage		Consumer Loan	
			Number of Contracts	Outstanding Discounted Receivables Balance	Number of Contracts	Outstanding Discounted Receivables Balance
Normal	8,748	223,869,121.62 AUD	5,687	164,609,665.14 AUD	3,061	59,259,456.48 AUD
In Advance	813	20,589,013.73 AUD	416	11,991,639.97 AUD	397	8,597,373.76 AUD
In Arrears	910	23,708,935.13 AUD	538	15,508,916.98 AUD	372	8,200,018.15 AUD
Paid out/Matured	740	- AUD	512	- AUD	228	- AUD
Early Payout	3,979	- AUD	2,177	- AUD	1,802	- AUD
Gross Salvage	4	132,445.21 AUD	3	63,757.93 AUD	1	68,687.28 AUD
Net Salvage	47	1,343,840.52 AUD	38	1,194,589.44 AUD	9	149,251.08 AUD
Total	15,241	269,643,356.21 AUD	9,371	193,368,569.46 AUD	5,870	76,274,786.75 AUD

Outstanding Contracts I - Overview

Total Portfolio as of Poolcut Date			Balloon				Type of Car			
Contract Status Development	Number of Contracts	Outstanding Discounted Receivables Balance	Balloon		No Balloon		New Vehicle		Used Vehicle	
			Number of Contracts	Outstanding Discounted Receivables Balance	Number of Contracts	Outstanding Discounted Receivables Balance	Number of Contracts	Outstanding Discounted Receivables Balance	Number of Contracts	Outstanding Discounted Receivables Balance
Normal	15,241	600,025,098.06 AUD	4,261	251,558,699.25 AUD	10,980	348,466,398.81 AUD	10,680	463,158,976.27 AUD	4,561	136,866,121.79 AUD
In Advance	-	- AUD	-	- AUD	-	- AUD	-	- AUD	-	- AUD
In Arrears	-	- AUD	-	- AUD	-	- AUD	-	- AUD	-	- AUD
Paid out/Matured	-	- AUD	-	- AUD	-	- AUD	-	- AUD	-	- AUD
Early Payout	-	- AUD	-	- AUD	-	- AUD	-	- AUD	-	- AUD
Gross Salvage	-	- AUD	-	- AUD	-	- AUD	-	- AUD	-	- AUD
Net Salvage	-	- AUD	-	- AUD	-	- AUD	-	- AUD	-	- AUD
Total	15,241	600,025,098.06 AUD	4,261	251,558,699.25 AUD	10,980	348,466,398.81 AUD	10,680	463,158,976.27 AUD	4,561	136,866,121.79 AUD

Total Portfolio as of Previous Month			Balloon				Type of Car			
Contract Status Development	Number of Contracts	Outstanding Discounted Receivables Balance	Balloon		No Balloon		New Vehicle		Used Vehicle	
			Number of Contracts	Outstanding Discounted Receivables Balance	Number of Contracts	Outstanding Discounted Receivables Balance	Number of Contracts	Outstanding Discounted Receivables Balance	Number of Contracts	Outstanding Discounted Receivables Balance
Normal	7,786	205,503,200.68 AUD	2,435	109,272,350.78 AUD	5,351	96,230,849.90 AUD	5,716	167,355,350.27 AUD	2,070	38,147,850.41 AUD
In Advance	1,715	43,908,232.05 AUD	374	15,150,362.04 AUD	1,341	28,757,870.01 AUD	1,246	33,562,626.51 AUD	469	10,345,605.54 AUD
In Arrears	1,177	30,826,173.59 AUD	288	12,367,561.89 AUD	889	18,458,611.70 AUD	822	23,436,677.36 AUD	355	7,389,496.23 AUD
Paid out/Matured	716	- AUD	120	- AUD	596	- AUD	421	- AUD	295	- AUD
Early Payout	3,799	- AUD	1,023	- AUD	2,776	- AUD	2,451	- AUD	1,348	- AUD
Gross Salvage	4	175,970.12 AUD	3	171,902.52 AUD	1	4,067.60 AUD	3	171,902.52 AUD	1	4,067.60 AUD
Net Salvage	44	1,313,170.57 AUD	18	754,970.52 AUD	26	558,200.05 AUD	21	651,724.23 AUD	23	661,446.34 AUD
Total	15,241	281,726,747.01 AUD	4,261	137,717,147.75 AUD	10,980	144,009,599.26 AUD	10,680	225,178,280.89 AUD	4,561	56,548,466.12 AUD

Total Portfolio as of Current Reporting Period			Balloon				Type of Car			
Contract Status Development	Number of Contracts	Outstanding Discounted Receivables Balance	Balloon		No Balloon		New Vehicle		Used Vehicle	
			Number of Contracts	Outstanding Discounted Receivables Balance	Number of Contracts	Outstanding Discounted Receivables Balance	Number of Contracts	Outstanding Discounted Receivables Balance	Number of Contracts	Outstanding Discounted Receivables Balance
Normal	8,748	223,869,121.62 AUD	2,606	113,895,953.44 AUD	6,142	109,973,168.18 AUD	6,480	181,397,257.21 AUD	2,268	42,471,864.41 AUD
In Advance	813	20,589,013.73 AUD	186	7,936,575.17 AUD	627	12,652,438.56 AUD	548	15,538,547.19 AUD	265	5,050,466.54 AUD
In Arrears	910	23,708,935.13 AUD	249	10,400,139.85 AUD	661	13,308,795.28 AUD	632	18,228,563.38 AUD	278	5,480,371.75 AUD
Paid out/Matured	740	- AUD	121	- AUD	619	- AUD	434	- AUD	306	- AUD
Early Payout	3,979	- AUD	1,079	- AUD	2,900	- AUD	2,561	- AUD	1,418	- AUD
Gross Salvage	4	132,445.21 AUD	2	96,743.44 AUD	2	35,701.77 AUD	3	128,613.46 AUD	1	3,831.75 AUD
Net Salvage	47	1,343,840.52 AUD	18	754,970.52 AUD	29	588,870.00 AUD	22	669,894.34 AUD	25	673,946.18 AUD
Total	15,241	269,643,356.21 AUD	4,261	133,084,382.42 AUD	10,980	136,558,973.79 AUD	10,680	215,962,875.58 AUD	4,561	53,680,480.63 AUD

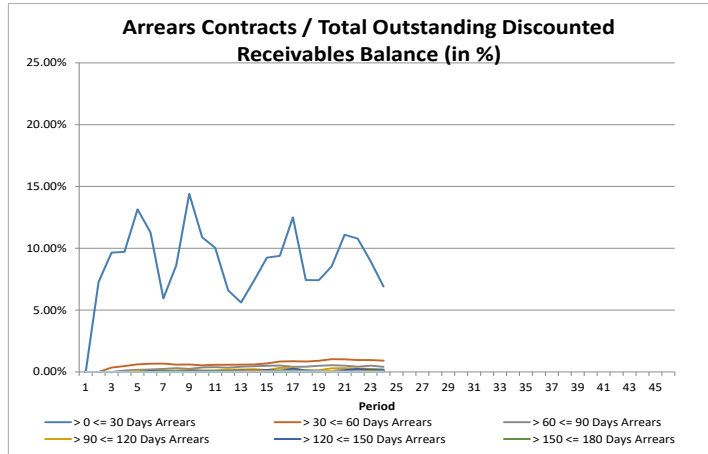
Outstanding Contracts II - Collections

Collections This Reporting Month by Status	Change in Contract Statuses From Last Month	Number of Contracts This Month	Collections
Normal	962	8,748	7,537,610.50 AUD
In Advance	(902)	813	1,007,455.63 AUD
In Arrears	(267)	910	653,543.17 AUD
Paid out/Matured	24	740	31,777.76 AUD
Early Payout	180	3,979	4,214,294.00 AUD
Gross Salvage	-	4	972.62 AUD
Net Salvage	3	47	56,500.06 AUD
Total	-	15,241	13,502,153.74 AUD

Development of Pool within Reporting Period	Number of Active Contracts	Total Number of Contracts	Collection Variations	Outstanding Nominal Balance
Beginning of Period	10,682	15,241		305,347,412.01 AUD
Scheduled Collections For Contracts Active This Period			8,605,587.25 AUD	8,605,587.25 AUD
Collections Variations From Normal Contracts This Period			289,156.64 AUD	
Collection Variations From Contracts Paying Out Early This Period			4,138,470.66 AUD	
Collection Variations From Contracts Paying Out/Maturing This Period			15,415.30 AUD	
Collection Variations from Contracts in Advance This Period			596,456.98 AUD	
Collection Variations from Contract In Arrears This Period			(139,411.61 AUD)	
Collection Variations from Contracts Going Into Gross Salvage This Period			(2,073.37 AUD)	
Collection Variations from Contracts Going Into Net Salvage This Period			55,525.17 AUD	
Other Variations From Scheduled Collections This Period			- AUD	
<i>Instalment Collection Variations</i>			4,953,539.77 AUD	4,953,539.77 AUD
Contract Fees Collected This Period			68,482.88 AUD	
Interest Compensation Collections This Period			(125,456.16 AUD)	
<i>Non Instalment Collection Variations</i>			(56,973.28 AUD)	
Actual Collections For Contracts Active This Period			13,502,153.74 AUD	
Number of Contracts Paid Out Early This Month	180			
Number of Contracts Paid Out/Matured This Month	24			
Number of Contracts Into Net Salvage This Month	3			
Repurchased Contracts	-	-		
Less Recoveries After Net Salvage				(60,273.92 AUD)
Reduced Nominal Balance Due to Unpaid Rental At Net Salvage				32,750.19 AUD
Reduced Nominal Balance Due to Unpaid Rental At Early Payout				240,249.84 AUD
Reduced Nominal Balance Due to Other				17,051.55 AUD
End of Period	10,475	15,241		291,558,507.33 AUD

Arrears Contracts

Total Portfolio					Chattel Mortgage		Consumer Loan	
Days in Arrears	Number of Contracts	Number of Contracts (%)	Outstanding Discounted Receivables Balance	Outstanding Discounted Receivables Balance (%)	Number of Contracts	Outstanding Discounted Receivables Balance	Number of Contracts	Outstanding Discounted Receivables Balance
> 0 <= 30	747	7.13%	18,538,790.79 AUD	6.91%	410	11,180,576.50 AUD	337	7,358,214.29 AUD
> 30 <= 60	82	0.78%	2,450,086.65 AUD	0.91%	61	1,921,434.12 AUD	21	528,652.53 AUD
> 60 <= 90	41	0.39%	1,124,721.69 AUD	0.42%	33	983,961.12 AUD	8	140,760.57 AUD
> 90 <= 120	12	0.11%	478,613.71 AUD	0.18%	9	377,436.87 AUD	3	101,176.84 AUD
> 120 <= 150	13	0.12%	495,761.83 AUD	0.18%	11	440,179.52 AUD	2	55,582.31 AUD
> 150 <= 180	5	0.05%	269,434.04 AUD	0.10%	4	253,802.43 AUD	1	15,631.61 AUD
> 180 <= 210	6	0.06%	228,364.62 AUD	0.09%	6	228,364.62 AUD	-	- AUD
> 210 <= 240	2	0.02%	21,477.60 AUD	0.01%	2	21,477.60 AUD	-	- AUD
> 240 <= 270	2	0.02%	94,708.31 AUD	0.04%	2	94,708.31 AUD	-	- AUD
> 270 <= 300	1	0.01%	38,845.91 AUD	0.01%	1	38,845.91 AUD	-	- AUD
> 300 <= 330	1	0.01%	68,687.28 AUD	0.03%	-	- AUD	1	68,687.28 AUD
> 330 <= 360	-	0.00%	- AUD	0.00%	-	- AUD	-	- AUD
> 360	-	0.00%	- AUD	0.00%	-	- AUD	-	- AUD
Total	912	8.71%	23,809,492.43 AUD	8.87%	539	15,540,787.00 AUD	373	8,268,705.43 AUD



Arrears Contracts

Total Portfolio					Balloon				Vehicle Status			
Days in Arrears	Number of Contracts	Number of Contracts (%)	Outstanding Discounted Receivables Balance	Outstanding Discounted Receivables Balance (%)	Balloon		No Balloon		New		Used	
					Number of Contracts	Outstanding Discounted Receivables Balance	Number of Contracts	Outstanding Discounted Receivables Balance	Number of Contracts	Outstanding Discounted Receivables Balance	Number of Contracts	Outstanding Discounted Receivables Balance
> 0 <= 30	747	7.13%	18,538,790.79 AUD	6.91%	187	7,587,593.45 AUD	560	10,951,197.34 AUD	528	14,516,574.83 AUD	219	4,022,215.96 AUD
> 30 <= 60	82	0.78%	2,450,086.65 AUD	0.91%	28	1,188,883.33 AUD	54	1,261,203.32 AUD	51	1,676,971.68 AUD	31	773,114.97 AUD
> 60 <= 90	41	0.39%	1,124,721.69 AUD	0.42%	12	537,066.72 AUD	29	587,654.97 AUD	27	891,480.30 AUD	14	233,241.39 AUD
> 90 <= 120	12	0.11%	478,613.71 AUD	0.18%	7	371,178.05 AUD	5	107,435.66 AUD	6	357,306.72 AUD	6	121,306.99 AUD
> 120 <= 150	13	0.12%	495,761.83 AUD	0.18%	6	241,270.00 AUD	7	254,491.83 AUD	8	350,669.36 AUD	5	145,092.47 AUD
> 150 <= 180	5	0.05%	269,434.04 AUD	0.10%	3	238,260.91 AUD	2	31,173.13 AUD	3	122,879.98 AUD	2	146,554.06 AUD
> 180 <= 210	6	0.06%	228,364.62 AUD	0.09%	3	138,214.08 AUD	3	90,150.54 AUD	6	228,364.62 AUD	-	- AUD
> 210 <= 240	2	0.02%	21,477.60 AUD	0.01%	1	2,965.00 AUD	1	18,512.60 AUD	2	21,477.60 AUD	-	- AUD
> 240 <= 270	2	0.02%	94,708.31 AUD	0.04%	2	94,708.31 AUD	-	- AUD	2	94,708.31 AUD	-	- AUD
> 270 <= 300	1	0.01%	38,845.91 AUD	0.01%	-	- AUD	1	38,845.91 AUD	-	- AUD	1	38,845.91 AUD
> 300 <= 330	1	0.01%	68,687.28 AUD	0.03%	1	68,687.28 AUD	-	- AUD	1	68,687.28 AUD	-	- AUD
> 330 <= 360	-	0.00%	- AUD	0.00%	-	- AUD	-	- AUD	-	- AUD	-	- AUD
> 360	-	0.00%	- AUD	0.00%	-	- AUD	-	- AUD	-	- AUD	-	- AUD
Total	912	8.71%	23,809,492.43 AUD	8.87%	250	10,468,827.13 AUD	662	13,340,665.30 AUD	634	18,329,120.68 AUD	278	5,480,371.75 AUD

Net Salvage Loss

Net Salvage Loss This Period			
Product Type	Type of Car	Number of Contracts	Net Salvage Loss
Chattel Mortgage	New	1	18,861.59 AUD
	Used	2	12,769.37 AUD
Total Chattel Mortgage		3	31,630.96 AUD
Consumer Loan	New	-	- AUD
	Used	-	- AUD
Total Consumer Loan		-	- AUD
Total		3	31,630.96 AUD

Cumulative Net Salvage Loss as of the End of the Monthly Period	1,389,709.48 AUD
Outstanding Discounted Receivables Balance at Poolcut	600,025,098.06 AUD
Cumulative Net Loss Ratio	0.23161%

Monthly Period	Per Period		Cumulative Net Salvage Loss	
	Number of Contracts	Net Salvage Loss	Number of Contracts	Net Salvage Loss
11/2021	-	- AUD	-	- AUD
12/2021	-	- AUD	-	- AUD
01/2022	-	- AUD	-	- AUD
02/2022	-	- AUD	-	- AUD
03/2022	-	- AUD	-	- AUD
04/2022	-	- AUD	-	- AUD
05/2022	-	- AUD	-	- AUD
06/2022	-	- AUD	-	- AUD
07/2022	1	23,440.30 AUD	1	23,440.30 AUD
08/2022	4	57,706.41 AUD	5	81,146.71 AUD
09/2022	1	60,349.39 AUD	6	141,496.10 AUD
10/2022	1	5,937.71 AUD	7	147,433.81 AUD
11/2022	2	144,698.53 AUD	9	292,132.34 AUD
12/2022	2	26,228.63 AUD	11	318,360.97 AUD
01/2023	2	25,455.90 AUD	13	343,816.87 AUD
02/2023	3	68,262.70 AUD	16	412,079.57 AUD
03/2023	1	47,352.50 AUD	17	459,432.07 AUD
04/2023	8	153,358.85 AUD	25	612,790.92 AUD
05/2023	6	179,378.47 AUD	31	792,169.39 AUD
06/2023	5	232,890.36 AUD	36	1,025,059.75 AUD
07/2023	8	333,018.77 AUD	44	1,358,078.52 AUD
08/2023	-	- AUD	44	1,358,078.52 AUD
09/2023	3	31,630.96 AUD	47	1,389,709.48 AUD
10/2023	-	- AUD	-	- AUD
11/2023	-	- AUD	-	- AUD
12/2023	-	- AUD	-	- AUD
01/2024	-	- AUD	-	- AUD
02/2024	-	- AUD	-	- AUD
03/2024	-	- AUD	-	- AUD
04/2024	-	- AUD	-	- AUD
05/2024	-	- AUD	-	- AUD
06/2024	-	- AUD	-	- AUD
07/2024	-	- AUD	-	- AUD
08/2024	-	- AUD	-	- AUD
09/2024	-	- AUD	-	- AUD
10/2024	-	- AUD	-	- AUD
11/2024	-	- AUD	-	- AUD
12/2024	-	- AUD	-	- AUD
01/2025	-	- AUD	-	- AUD
02/2025	-	- AUD	-	- AUD
03/2025	-	- AUD	-	- AUD
04/2025	-	- AUD	-	- AUD
05/2025	-	- AUD	-	- AUD
06/2025	-	- AUD	-	- AUD
07/2025	-	- AUD	-	- AUD
08/2025	-	- AUD	-	- AUD
09/2025	-	- AUD	-	- AUD
10/2025	-	- AUD	-	- AUD
11/2025	-	- AUD	-	- AUD
Total	47	1,389,709.48 AUD		

Net Salvage After Recoveries

Net Salvaged Contracts						
Product Type	Vehicle Status	Number of Contracts	Gross Salvage Loss	Net Salvage Loss	Recoveries After Net Salvage	Net Salvage Loss After Recoveries
Chattel Mortgage	New	18	1,158,475.73 AUD	617,156.60 AUD	33,162.70 AUD	583,993.90 AUD
	Used	20	729,910.71 AUD	619,004.10 AUD	85,881.46 AUD	533,122.64 AUD
Total Chattel Mortgage		38	1,888,386.44 AUD	1,236,160.70 AUD	119,044.16 AUD	1,117,116.54 AUD
Consumer Loan	New	4	76,257.55 AUD	75,505.60 AUD	40,492.21 AUD	35,013.39 AUD
	Used	5	166,234.00 AUD	78,043.18 AUD	1,490.76 AUD	76,552.42 AUD
Total Consumer Loan		9	242,491.55 AUD	153,548.78 AUD	41,982.97 AUD	111,565.81 AUD
Total		47	2,130,877.99 AUD	1,389,709.48 AUD	161,027.13 AUD	1,228,682.35 AUD

Prepayments

Period Number	Reporting Period	Unscheduled Payments	Opening Outstanding Discounted Receivables Balance	Periodic CPR	Annualised CPR
0	Poolcut	- AUD	- AUD		
1	11/2021	5,188,258.11 AUD	600,025,098.06 AUD	0.86%	10.03%
2	12/2021	4,579,685.92 AUD	584,284,031.03 AUD	0.78%	8.85%
3	01/2022	2,741,342.02 AUD	568,933,158.93 AUD	0.48%	5.53%
4	02/2022	3,337,851.56 AUD	555,556,298.45 AUD	0.60%	7.56%
5	03/2022	5,445,824.85 AUD	541,478,701.09 AUD	1.01%	11.22%
6	04/2022	4,593,099.08 AUD	524,992,591.30 AUD	0.87%	10.14%
7	05/2022	6,363,116.33 AUD	509,466,787.17 AUD	1.25%	13.76%
8	06/2022	6,297,060.40 AUD	492,432,848.37 AUD	1.28%	14.49%
9	07/2022	5,980,710.84 AUD	475,580,922.30 AUD	1.26%	13.84%
10	08/2022	5,404,312.88 AUD	459,209,842.01 AUD	1.18%	13.01%
11	09/2022	4,751,296.31 AUD	443,615,516.21 AUD	1.07%	12.28%
12	10/2022	4,429,370.71 AUD	428,807,300.51 AUD	1.03%	11.51%
13	11/2022	3,951,482.72 AUD	414,561,296.17 AUD	0.95%	11.00%
14	12/2022	3,173,581.07 AUD	399,393,166.38 AUD	0.79%	8.97%
15	01/2023	3,259,724.76 AUD	385,740,376.49 AUD	0.85%	9.51%
16	02/2023	3,041,283.55 AUD	372,465,449.19 AUD	0.82%	10.14%
17	03/2023	5,189,122.89 AUD	359,589,767.53 AUD	1.44%	15.73%
18	04/2023	2,751,056.77 AUD	344,346,328.06 AUD	0.80%	9.30%
19	05/2023	4,318,938.46 AUD	332,395,481.37 AUD	1.30%	14.27%
20	06/2023	4,323,534.14 AUD	318,787,791.09 AUD	1.36%	15.31%
21	07/2023	3,783,712.22 AUD	305,076,532.83 AUD	1.24%	13.67%
22	08/2023	3,087,662.04 AUD	292,050,711.71 AUD	1.06%	11.76%
23	09/2023	3,722,876.22 AUD	280,413,576.44 AUD	1.33%	15.01%

The annualised Constant Prepayment Rate (CPR) of the underlying receivables is based upon the most recent periodic CPR. Periodic CPR is equal to the total unscheduled principal received in the most recent period divided by the start of period principal balance. This is then annualised as follows:

$$1 - ((1 - \text{Periodic CPR})^{\text{number of periods in a year}})$$

Pool Data I

Down Payments

Total Portfolio						Product Type			
Down Payment	Number of Contracts	Percentage of Contracts	Outstanding Discounted Receivables Balance	Percentage of Balance	Down Payment/ Purchase Price in %	Chattel Mortgage		Consumer Loan	
						Number of Contracts	Outstanding Discounted Receivables Balance	Number of Contracts	Outstanding Discounted Receivables Balance
No Down Payment	1,755	16.75%	48,262,977.18 AUD	17.99%	0.00%	1,223	37,011,341.03 AUD	532	11,251,636.15 AUD
0.01 - 10,000.00	5,251	50.13%	121,755,543.22 AUD	45.38%	10.81%	3,154	80,428,530.14 AUD	2,097	41,327,013.08 AUD
10,000.01 - 20,000.00	2,069	19.75%	51,262,174.78 AUD	19.11%	26.47%	1,341	37,351,346.77 AUD	728	13,910,828.01 AUD
20,000.01 - 30,000.00	734	7.01%	19,941,284.04 AUD	7.43%	35.72%	457	14,623,007.47 AUD	277	5,318,276.57 AUD
30,000.01 - 40,000.00	332	3.17%	9,611,252.15 AUD	3.58%	41.91%	217	7,460,666.03 AUD	115	2,150,586.12 AUD
40,000.01 - 50,000.00	150	1.43%	6,176,093.99 AUD	2.30%	42.63%	106	4,954,762.28 AUD	44	1,221,331.71 AUD
50,000.01 - 60,000.00	75	0.72%	3,417,376.68 AUD	1.27%	44.77%	56	2,974,835.19 AUD	19	442,541.49 AUD
60,000.01 - 70,000.00	41	0.39%	2,458,009.27 AUD	0.92%	46.29%	34	2,351,046.64 AUD	7	106,962.63 AUD
70,000.01 - 80,000.00	19	0.18%	893,157.72 AUD	0.33%	50.16%	14	799,861.38 AUD	5	93,296.34 AUD
80,000.01 - 90,000.00	12	0.11%	734,664.23 AUD	0.27%	50.17%	9	640,461.80 AUD	3	94,202.43 AUD
90,000.01 - 100,000.00	10	0.10%	975,129.39 AUD	0.36%	46.35%	8	883,542.47 AUD	2	91,586.92 AUD
100,000.01 - 110,000.00	7	0.07%	625,490.95 AUD	0.23%	42.43%	7	625,490.95 AUD	-	- AUD
110,000.01 - 120,000.00	5	0.05%	585,816.75 AUD	0.22%	48.81%	5	585,816.75 AUD	-	- AUD
120,000.01 - 130,000.00	3	0.03%	326,832.62 AUD	0.12%	50.90%	2	289,256.52 AUD	1	37,576.10 AUD
130,000.01 - 140,000.00	3	0.03%	404,668.10 AUD	0.15%	44.71%	3	404,668.10 AUD	-	- AUD
140,000.01 - 150,000.00	-	0.00%	- AUD	0.00%	0.00%	-	- AUD	-	- AUD
> 150,000.00	9	0.09%	869,044.62 AUD	0.32%	65.89%	8	789,346.50 AUD	1	79,698.12 AUD
Total	10,475	100.00%	268,299,515.69 AUD	100.00%	19.16%	6,644	192,173,980.02 AUD	3,831	76,125,535.67 AUD

Statistics Down Payments	
Minimum Down Payment	- AUD
Maximum Down Payment	301,000.00 AUD
Weighted Average Down Payment (Customers that made a Down Payment)	15,677.39 AUD
Weighted Average Down Payment	12,857.27 AUD

Type of Payment

Total Portfolio				
Type of Payment	Number of Contracts	Percentage of Contracts	Outstanding Discounted Receivables Balance	Percentage of Balance
Direct Debit	10,229	97.65%	261,770,657.21 AUD	97.57%
Other	246	2.35%	6,528,858.48 AUD	2.43%
Total	10,475	100.00%	268,299,515.69 AUD	100.00%

Product Type			
Chattel Mortgage		Consumer Loan	
Number of Contracts	Outstanding Discounted Receivables Balance	Number of Contracts	Outstanding Discounted Receivables Balance
6,478	187,010,831	3,751	74,759,826
166	5,163,149	80	1,365,710
6,644	192,173,980.02 AUD	3,831	76,125,535.67 AUD

Pool Data I

Down Payments

Total Portfolio					Balloon				Vehicle Status				
Down Payment	Number of Contracts	Percentage of Contracts	Outstanding Discounted Receivables Balance	Percentage of Balance	Down Payment/ Purchase Price in %	Balloon		No Balloon		New		Used	
						Number of Contracts	Outstanding Discounted Receivables Balance	Number of Contracts	Outstanding Discounted Receivables Balance	Number of Contracts	Outstanding Discounted Receivables Balance	Number of Contracts	Outstanding Discounted Receivables Balance
No Down Payment	1,755	16.75%	48,262,977.18 AUD	17.99%	0.00%	629	26,745,687.29 AUD	1,126	21,517,289.89 AUD	1,268	39,430,272.51 AUD	487	8,832,704.67 AUD
0.01 - 10,000.00	5,251	50.13%	121,755,543.22 AUD	45.38%	10.81%	1,396	53,348,555.81 AUD	3,855	68,406,987.41 AUD	3,625	93,812,344.21 AUD	1,626	27,943,199.01 AUD
10,000.01 - 20,000.00	2,069	19.75%	51,262,174.78 AUD	19.11%	26.47%	575	23,798,437.74 AUD	1,494	27,463,737.04 AUD	1,586	41,244,829.79 AUD	483	10,017,344.99 AUD
20,000.01 - 30,000.00	734	7.01%	19,941,284.04 AUD	7.43%	35.72%	214	10,816,896.43 AUD	520	9,124,387.61 AUD	610	17,169,987.05 AUD	124	2,771,296.99 AUD
30,000.01 - 40,000.00	332	3.17%	9,611,252.15 AUD	3.58%	41.91%	90	5,140,945.01 AUD	242	4,470,307.14 AUD	282	8,416,099.65 AUD	50	1,195,152.50 AUD
40,000.01 - 50,000.00	150	1.43%	6,176,093.99 AUD	2.30%	42.63%	53	4,088,535.10 AUD	97	2,087,558.89 AUD	125	5,013,984.46 AUD	25	1,162,109.53 AUD
50,000.01 - 60,000.00	75	0.72%	3,417,376.68 AUD	1.27%	44.77%	31	2,376,659.30 AUD	44	1,040,717.38 AUD	69	3,186,500.53 AUD	6	230,876.15 AUD
60,000.01 - 70,000.00	41	0.39%	2,458,009.27 AUD	0.92%	46.29%	20	1,912,381.84 AUD	21	545,627.43 AUD	36	2,086,315.15 AUD	5	371,694.12 AUD
70,000.01 - 80,000.00	19	0.18%	893,157.72 AUD	0.33%	50.16%	7	459,081.07 AUD	12	434,076.65 AUD	19	893,157.72 AUD	-	- AUD
80,000.01 - 90,000.00	12	0.11%	734,664.23 AUD	0.27%	50.17%	5	534,866.91 AUD	7	199,797.32 AUD	11	685,813.20 AUD	1	48,851.03 AUD
90,000.01 - 100,000.00	10	0.10%	975,129.39 AUD	0.36%	46.35%	6	774,494.25 AUD	4	200,635.14 AUD	10	975,129.39 AUD	-	- AUD
100,000.01 - 110,000.00	7	0.07%	625,490.95 AUD	0.23%	42.43%	2	346,313.15 AUD	5	279,177.80 AUD	5	475,769.60 AUD	2	149,721.35 AUD
110,000.01 - 120,000.00	5	0.05%	585,816.75 AUD	0.22%	48.81%	4	557,841.04 AUD	1	27,975.10 AUD	4	479,432.51 AUD	1	106,384.24 AUD
120,000.01 - 130,000.00	3	0.03%	326,832.62 AUD	0.12%	50.90%	2	289,256.52 AUD	1	37,576.10 AUD	2	156,499.86 AUD	1	170,332.76 AUD
130,000.01 - 140,000.00	3	0.03%	404,668.10 AUD	0.15%	44.71%	3	404,668.10 AUD	-	- AUD	3	404,668.10 AUD	-	- AUD
140,000.01 - 150,000.00	-	0.00%	- AUD	0.00%	0.00%	-	- AUD	-	- AUD	-	- AUD	-	- AUD
> 150,000.00	9	0.09%	869,044.62 AUD	0.32%	65.89%	6	734,792.34 AUD	3	134,252.28 AUD	8	862,177.51 AUD	1	6,867.11 AUD
Total	10,475	100.00%	268,299,515.69 AUD	100.00%	19.16%	3,043	132,329,411.90 AUD	7,432	135,970,103.79 AUD	7,663	215,292,981.24 AUD	2,812	53,006,534.45 AUD

Statistics Down Payments	
Minimum Down Payment	- AUD
Maximum Down Payment	301,000.00 AUD
Weighted Average Down Payment (Customers that made a Down Payment)	15,677.39 AUD
Weighted Average Down Payment	12,857.27 AUD

Type of Payment

Total Portfolio					Balloon				Vehicle Status			
Type of Payment	Number of Contracts	Percentage of Contracts	Outstanding Discounted Receivables Balance	Percentage of Balance	Balloon		No Balloon		New		Used	
					Number of Contracts	Outstanding Discounted Receivables Balance	Number of Contracts	Outstanding Discounted Receivables Balance	Number of Contracts	Outstanding Discounted Receivables Balance	Number of Contracts	Outstanding Discounted Receivables Balance
Direct Debit	10,229	97.65%	261,770,657.21 AUD	97.57%	2,966	128,962,499	7,263	132,808,158	7,497	210,321,344	2,732	51,449,313
Other	246	2.35%	6,528,858.48 AUD	2.43%	77	3,366,913	169	3,161,945	166	4,971,637	80	1,557,221
Total	10,475	100.00%	268,299,515.69 AUD	100.00%	3,043	132,329,411.90 AUD	7,432	135,970,103.79 AUD	7,663	215,292,981.24 AUD	2,812	53,006,534.45 AUD

Pool Data II

Distribution of Contracts and Vehicles per Borrower

Number of Contracts Per Borrower	Number of Customers	Percentage of Customers	Number of Contracts	Percentage of Contracts	Outstanding Discounted Receivables Balance	Percentage of Balance
1	12,411	99.20%	10,314	98.27%	320,118,429.23 AUD	98.36%
2	94	0.75%	164	1.56%	5,061,455.22 AUD	1.56%
3	6	0.05%	18	0.17%	268,355.39 AUD	0.08%
4	-	0.00%	-	0.00%	- AUD	0.00%
5	-	0.00%	-	0.00%	- AUD	0.00%
6 - 10	-	0.00%	-	0.00%	- AUD	0.00%
> 10	-	0.00%	-	0.00%	- AUD	0.00%
Total	12,511	100.00%	10,496	100.00%	325,448,239.84 AUD	100.00%

Top 20 Borrower

Ranking	Outstanding Discounted Receivables Balance	Percentage of Overall Balance	Number of Contracts
1	335,874.39 AUD	0.12519 %	1
2	335,874.39 AUD	0.12519 %	1
3	315,200.38 AUD	0.11748 %	1
4	312,057.91 AUD	0.11631 %	1
5	303,574.91 AUD	0.11315 %	1
6	303,574.91 AUD	0.11315 %	1
7	267,551.18 AUD	0.09972 %	1
8	258,333.17 AUD	0.09629 %	1
9	228,155.20 AUD	0.08504 %	1
10	227,304.81 AUD	0.08472 %	1
11	226,958.89 AUD	0.08459 %	1
12	224,191.61 AUD	0.08356 %	1
13	222,679.10 AUD	0.08300 %	1
14	214,371.80 AUD	0.07990 %	1
15	209,826.33 AUD	0.07821 %	1
16	192,058.60 AUD	0.07158 %	1
17	182,740.90 AUD	0.06811 %	1
18	182,535.21 AUD	0.06803 %	1
19	182,005.52 AUD	0.06784 %	1
20	180,644.40 AUD	0.06733 %	1
	4,905,513.61 AUD	1.82837 %	20

Pool Data III

Distribution by Outstanding Discounted Receivables Balance

Total Portfolio					Product Type			
Distribution by Outstanding Discounted Receivables Balance	Number of Contracts	Percentage of Contracts	Outstanding Discounted Receivables Balance	Percentage of Balance	Chattel Mortgage		Consumer Loan	
					Number of Contracts	Outstanding Discounted Receivables Balance	Number of Contracts	Outstanding Discounted Receivables Balance
0.00 - 10,000.00	1,801	17.19%	11,021,189.79 AUD	4.11%	921	5,752,478.78 AUD	880	5,268,711.01 AUD
10,000.01 - 20,000.00	3,309	31.59%	49,406,833.58 AUD	18.41%	1,861	27,974,861.01 AUD	1,448	21,431,972.57 AUD
20,000.01 - 30,000.00	2,437	23.26%	59,998,231.67 AUD	22.36%	1,605	39,602,442.39 AUD	832	20,395,789.28 AUD
30,000.01 - 40,000.00	1,318	12.58%	45,392,826.86 AUD	16.92%	942	32,610,090.83 AUD	376	12,782,736.03 AUD
40,000.01 - 50,000.00	661	6.31%	29,337,053.21 AUD	10.93%	498	22,164,589.96 AUD	163	7,172,463.25 AUD
50,000.01 - 60,000.00	316	3.02%	17,196,932.87 AUD	6.41%	260	14,170,955.93 AUD	56	3,025,976.94 AUD
60,000.01 - 70,000.00	205	1.96%	13,241,809.95 AUD	4.94%	178	11,509,194.20 AUD	27	1,732,615.75 AUD
70,000.01 - 80,000.00	149	1.42%	11,159,228.14 AUD	4.16%	123	9,192,780.07 AUD	26	1,966,448.07 AUD
80,000.01 - 90,000.00	82	0.78%	6,924,006.22 AUD	2.58%	68	5,732,788.18 AUD	14	1,191,218.04 AUD
90,000.01 - 100,000.00	58	0.55%	5,505,159.90 AUD	2.05%	54	5,126,153.53 AUD	4	379,006.37 AUD
100,000.01 - 110,000.00	51	0.49%	5,320,036.80 AUD	1.98%	50	5,212,687.48 AUD	1	107,349.32 AUD
110,000.01 - 120,000.00	19	0.18%	2,190,293.30 AUD	0.82%	18	2,079,034.82 AUD	1	111,258.48 AUD
120,000.01 - 130,000.00	16	0.15%	1,983,978.30 AUD	0.74%	16	1,983,978.30 AUD	-	- AUD
130,000.01 - 140,000.00	7	0.07%	936,922.10 AUD	0.35%	7	936,922.10 AUD	-	- AUD
140,000.01 - 150,000.00	9	0.09%	1,312,743.05 AUD	0.49%	9	1,312,743.05 AUD	-	- AUD
> 150,000.00	37	0.35%	7,372,269.95 AUD	2.75%	34	6,812,279.39 AUD	3	559,990.56 AUD
Total	10,475	100.00%	268,299,515.69 AUD	100.00%	6,644	192,173,980.02 AUD	3,831	76,125,535.67 AUD

Statistics Outstanding Discounted Receivables Balance	
Minimum Outstanding Discounted Receivables Balance	- AUD
Maximum Outstanding Discounted Receivables Balance	335,874.39 AUD
Average Outstanding Discounted Receivables Balance	25,613.32 AUD

Distribution by Original Balance

Total Portfolio					Product Type			
Distribution by Original Balance	Number of Contracts	Percentage of Contracts	Outstanding Discounted Receivables Balance	Percentage of Balance	Chattel Mortgage		Consumer Loan	
					Number of Contracts	Outstanding Discounted Receivables Balance	Number of Contracts	Outstanding Discounted Receivables Balance
0.00 - 10,000.00	43	0.41%	107,879.80 AUD	0.04%	12	25,787.95 AUD	31	82,091.85 AUD
10,000.01 - 20,000.00	880	8.40%	6,057,042.11 AUD	2.26%	385	2,690,027.39 AUD	495	3,367,014.72 AUD
20,000.01 - 30,000.00	2,112	20.16%	25,204,002.35 AUD	9.39%	1,077	12,772,121.83 AUD	1,035	12,431,880.52 AUD
30,000.01 - 40,000.00	2,177	20.78%	38,621,553.37 AUD	14.39%	1,270	22,359,520.49 AUD	907	16,262,032.88 AUD
40,000.01 - 50,000.00	1,711	16.33%	41,211,802.21 AUD	15.36%	1,127	27,062,539.16 AUD	584	14,149,263.05 AUD
50,000.01 - 60,000.00	1,298	12.39%	37,582,726.47 AUD	14.01%	953	27,399,851.22 AUD	345	10,182,875.25 AUD
60,000.01 - 70,000.00	845	8.07%	29,128,683.43 AUD	10.86%	615	21,115,977.90 AUD	230	8,012,705.53 AUD
70,000.01 - 80,000.00	426	4.07%	17,928,803.11 AUD	6.68%	346	14,576,402.61 AUD	80	3,352,400.50 AUD
80,000.01 - 90,000.00	248	2.37%	12,684,838.08 AUD	4.73%	210	10,726,592.21 AUD	38	1,958,245.87 AUD
90,000.01 - 100,000.00	162	1.55%	9,367,212.78 AUD	3.49%	143	8,293,303.38 AUD	19	1,073,909.40 AUD
100,000.01 - 110,000.00	181	1.73%	11,794,952.01 AUD	4.40%	159	10,365,653.59 AUD	22	1,429,298.42 AUD
110,000.01 - 120,000.00	85	0.81%	6,157,794.69 AUD	2.30%	75	5,423,512.33 AUD	10	734,282.36 AUD
120,000.01 - 130,000.00	80	0.76%	6,415,175.66 AUD	2.39%	61	4,973,112.97 AUD	19	1,442,062.69 AUD
130,000.01 - 140,000.00	55	0.53%	4,871,573.63 AUD	1.82%	49	4,361,773.16 AUD	6	509,800.47 AUD
140,000.01 - 150,000.00	39	0.37%	3,600,880.77 AUD	1.34%	37	3,415,355.03 AUD	2	185,525.74 AUD
> 150,000.00	133	1.27%	17,564,595.22 AUD	6.55%	125	16,612,448.80 AUD	8	952,146.42 AUD
Total	10,475	100.00%	268,299,515.69 AUD	100.00%	6,644	192,173,980.02 AUD	3,831	76,125,535.67 AUD

Statistics	
Minimum Original Balance	5,868.00 AUD
Maximum Original Balance	471,296.41 AUD
Weighted Average Original Receivables Balance (by ODRB)	71,081.84 AUD

Pool Data III

Distribution by Outstanding Discounted Receivables Balance

Total Portfolio					Balloon				Vehicle Status			
Distribution by Outstanding Discounted Receivables Balance	Number of Contracts	Percentage of Contracts	Outstanding Discounted Receivables Balance	Percentage of Balance	Balloon		No Balloon		New		Used	
					Number of Contracts	Outstanding Discounted Receivables Balance	Number of Contracts	Outstanding Discounted Receivables Balance	Number of Contracts	Outstanding Discounted Receivables Balance	Number of Contracts	Outstanding Discounted Receivables Balance
0.00 - 10,000.00	1,801	17.19%	11,021,189.79 AUD	4.11%	28	205,090.32 AUD	1,773	10,816,099.47 AUD	976	6,088,502.24 AUD	825	4,932,687.55 AUD
10,000.01 - 20,000.00	3,309	31.59%	49,406,833.58 AUD	18.41%	289	4,647,947.14 AUD	3,020	44,758,886.44 AUD	2,277	34,403,557.88 AUD	1,032	15,003,275.70 AUD
20,000.01 - 30,000.00	2,437	23.26%	59,998,231.67 AUD	22.36%	774	19,464,683.55 AUD	1,663	40,533,548.12 AUD	1,918	47,402,774.95 AUD	519	12,595,456.72 AUD
30,000.01 - 40,000.00	1,318	12.58%	45,392,826.86 AUD	16.92%	705	24,499,637.15 AUD	613	20,893,189.71 AUD	1,098	37,886,368.85 AUD	220	7,506,458.01 AUD
40,000.01 - 50,000.00	661	6.31%	29,337,053.21 AUD	10.93%	443	19,639,969.06 AUD	218	9,697,084.15 AUD	563	24,985,267.00 AUD	98	4,351,786.21 AUD
50,000.01 - 60,000.00	316	3.02%	17,196,932.87 AUD	6.41%	237	12,944,840.23 AUD	79	4,252,092.64 AUD	261	14,159,019.11 AUD	55	3,037,913.76 AUD
60,000.01 - 70,000.00	205	1.96%	13,241,809.95 AUD	4.94%	168	10,867,336.97 AUD	37	2,374,472.98 AUD	179	11,577,283.02 AUD	26	1,664,526.93 AUD
70,000.01 - 80,000.00	149	1.42%	11,159,228.14 AUD	4.16%	138	10,319,031.75 AUD	11	840,196.39 AUD	142	10,644,098.93 AUD	7	515,129.21 AUD
80,000.01 - 90,000.00	82	0.78%	6,924,006.22 AUD	2.58%	77	6,508,761.17 AUD	5	415,245.05 AUD	75	6,345,612.73 AUD	7	578,393.49 AUD
90,000.01 - 100,000.00	58	0.55%	5,505,159.90 AUD	2.05%	56	5,321,313.37 AUD	2	183,846.53 AUD	53	5,039,763.84 AUD	5	465,396.06 AUD
100,000.01 - 110,000.00	51	0.49%	5,320,036.80 AUD	1.98%	45	4,695,431.98 AUD	6	624,604.82 AUD	44	4,591,546.97 AUD	7	728,489.83 AUD
110,000.01 - 120,000.00	19	0.18%	2,190,293.30 AUD	0.82%	15	1,730,903.27 AUD	4	459,390.03 AUD	17	1,954,922.94 AUD	2	235,370.36 AUD
120,000.01 - 130,000.00	16	0.15%	1,983,978.30 AUD	0.74%	15	1,862,530.84 AUD	1	121,447.46 AUD	14	1,741,014.56 AUD	2	242,963.74 AUD
130,000.01 - 140,000.00	7	0.07%	936,922.10 AUD	0.35%	7	936,922.10 AUD	-	- AUD	6	805,999.65 AUD	1	130,922.45 AUD
140,000.01 - 150,000.00	9	0.09%	1,312,743.05 AUD	0.49%	9	1,312,743.05 AUD	-	- AUD	8	1,168,391.98 AUD	1	144,351.07 AUD
> 150,000.00	37	0.35%	7,372,269.95 AUD	2.75%	37	7,372,269.95 AUD	-	- AUD	32	6,498,856.59 AUD	5	873,413.36 AUD
Total	10,475	100.00%	268,299,515.69 AUD	100.00%	3,043	132,329,411.90 AUD	7,432	135,970,103.79 AUD	7,663	215,292,981.24 AUD	2,812	53,006,534.45 AUD

Statistics Outstanding Discounted Receivables Balance	
Minimum Outstanding Discounted Receivables Balance	- AUD
Maximum Outstanding Discounted Receivables Balance	335,874.39 AUD
Average Outstanding Discounted Receivables Balance	25,613.32 AUD

Distribution by Original Balance

Total Portfolio					Balloon				Vehicle Status			
Distribution by Original Balance	Number of Contracts	Percentage of Contracts	Outstanding Discounted Receivables Balance	Percentage of Balance	Balloon		No Balloon		New		Used	
					Number of Contracts	Outstanding Discounted Receivables Balance	Number of Contracts	Outstanding Discounted Receivables Balance	Number of Contracts	Outstanding Discounted Receivables Balance	Number of Contracts	Outstanding Discounted Receivables Balance
0.00 - 10,000.00	43	0.41%	107,879.80 AUD	0.04%	-	- AUD	43	107,879.80 AUD	10	24,622.95 AUD	33	83,256.85 AUD
10,000.01 - 20,000.00	880	8.40%	6,057,042.11 AUD	2.26%	30	328,126.95 AUD	850	5,728,915.16 AUD	307	2,172,327.65 AUD	573	3,884,714.46 AUD
20,000.01 - 30,000.00	2,112	20.16%	25,204,002.35 AUD	9.39%	178	2,917,066.58 AUD	1,934	22,286,935.77 AUD	1,297	15,503,792.73 AUD	815	9,700,209.62 AUD
30,000.01 - 40,000.00	2,177	20.78%	38,621,553.37 AUD	14.39%	431	9,682,307.25 AUD	1,746	28,939,246.12 AUD	1,593	28,082,957.33 AUD	584	10,538,596.04 AUD
40,000.01 - 50,000.00	1,711	16.33%	41,211,802.21 AUD	15.36%	544	15,554,491.71 AUD	1,167	25,657,310.50 AUD	1,353	32,346,630.22 AUD	358	8,865,171.99 AUD
50,000.01 - 60,000.00	1,298	12.39%	37,582,726.47 AUD	14.01%	520	17,992,624.27 AUD	778	19,590,102.20 AUD	1,120	32,079,945.78 AUD	178	5,502,780.69 AUD
60,000.01 - 70,000.00	845	8.07%	29,128,683.43 AUD	10.86%	374	15,198,518.04 AUD	471	13,930,165.39 AUD	748	25,499,101.17 AUD	97	3,629,582.26 AUD
70,000.01 - 80,000.00	426	4.07%	17,928,803.11 AUD	6.68%	239	11,516,699.74 AUD	187	6,412,103.37 AUD	368	15,316,887.17 AUD	58	2,611,915.94 AUD
80,000.01 - 90,000.00	248	2.37%	12,684,838.08 AUD	4.73%	166	9,251,200.86 AUD	82	3,433,637.22 AUD	200	10,199,478.99 AUD	48	2,485,359.09 AUD
90,000.01 - 100,000.00	162	1.55%	9,367,212.78 AUD	3.49%	114	7,183,057.28 AUD	48	2,184,155.50 AUD	145	8,357,944.12 AUD	17	1,009,268.66 AUD
100,000.01 - 110,000.00	181	1.73%	11,794,952.01 AUD	4.40%	129	9,044,146.00 AUD	52	2,750,806.01 AUD	166	10,810,193.26 AUD	15	984,758.75 AUD
110,000.01 - 120,000.00	85	0.81%	6,157,794.69 AUD	2.30%	67	5,157,338.70 AUD	18	1,000,455.99 AUD	77	5,570,183.43 AUD	8	587,611.26 AUD
120,000.01 - 130,000.00	80	0.76%	6,415,175.66 AUD	2.39%	62	5,269,288.29 AUD	18	1,145,887.37 AUD	74	5,971,200.28 AUD	6	443,975.38 AUD
130,000.01 - 140,000.00	55	0.53%	4,871,573.63 AUD	1.82%	47	4,403,071.49 AUD	8	468,502.14 AUD	50	4,338,489.40 AUD	5	533,084.23 AUD
140,000.01 - 150,000.00	39	0.37%	3,600,880.77 AUD	1.34%	35	3,368,872.28 AUD	4	232,008.49 AUD	37	3,390,064.90 AUD	2	210,815.87 AUD
> 150,000.00	133	1.27%	17,564,595.22 AUD	6.55%	107	15,462,602.46 AUD	26	2,101,992.76 AUD	118	15,629,161.86 AUD	15	1,935,433.36 AUD
Total	10,475	100.00%	268,299,515.69 AUD	100.00%	3,043	132,329,411.90 AUD	7,432	135,970,103.79 AUD	7,663	215,292,981.24 AUD	2,812	53,006,534.45 AUD

Statistics	
Minimum Original Balance	5,868.00 AUD
Maximum Original Balance	471,296.41 AUD
Weighted Average Original Receivables Balance (by ODRB)	71,081.84 AUD

Pool Data IV

Interest Rate paid by the Receivable Debtor

Total Portfolio					Product Type			
Interest Rate paid by the Receivable Debtor	Number of Contracts	Percentage of Contracts	Outstanding Discounted Receivables Balance	Percentage of Balance	Chattel Mortgage		Consumer Loan	
					Number of Contracts	Outstanding Discounted Receivables Balance	Number of Contracts	Outstanding Discounted Receivables Balance
0.00%	-	0.00%	- AUD	0.00%	-	- AUD	-	- AUD
0.01% - 1.00%	-	0.00%	- AUD	0.00%	-	- AUD	-	- AUD
1.01% - 2.00%	495	4.73%	9,547,634.67 AUD	3.56%	299	6,206,106.37 AUD	196	3,341,528.30 AUD
2.01% - 3.00%	694	6.63%	23,678,237.42 AUD	8.83%	477	19,877,080.71 AUD	217	3,801,156.71 AUD
3.01% - 4.00%	965	9.21%	32,803,735.66 AUD	12.23%	958	32,615,918.02 AUD	7	187,817.64 AUD
4.01% - 5.00%	1,106	10.56%	34,610,613.71 AUD	12.90%	904	29,547,465.43 AUD	202	5,063,148.28 AUD
5.01% - 6.00%	1,464	13.98%	41,112,869.73 AUD	15.32%	943	29,415,893.19 AUD	521	11,696,976.54 AUD
6.01% - 7.00%	1,915	18.28%	44,855,440.53 AUD	16.72%	842	23,698,964.24 AUD	1,073	21,156,476.29 AUD
7.01% - 8.00%	1,506	14.38%	31,990,290.08 AUD	11.92%	537	14,020,806.95 AUD	969	17,969,483.13 AUD
8.01% - 9.00%	1,498	14.30%	33,171,379.93 AUD	12.36%	1,041	24,136,322.57 AUD	457	9,035,057.36 AUD
9.01% - 10.00%	662	6.32%	13,564,009.60 AUD	5.06%	534	10,861,301.78 AUD	128	2,702,707.82 AUD
10.01% - 11.00%	142	1.36%	2,584,579.65 AUD	0.96%	103	1,744,025.55 AUD	39	840,554.10 AUD
11.01% - 12.00%	15	0.14%	250,476.44 AUD	0.09%	6	50,095.21 AUD	9	200,381.23 AUD
12.01% - 13.00%	5	0.05%	34,908.28 AUD	0.01%	-	- AUD	5	34,908.28 AUD
13.01% - 14.00%	5	0.05%	64,184.47 AUD	0.02%	-	- AUD	5	64,184.47 AUD
14.01% - 15.00%	3	0.03%	31,155.52 AUD	0.01%	-	- AUD	3	31,155.52 AUD
15.01% - 16.00%	-	0.00%	- AUD	0.00%	-	- AUD	-	- AUD
> 16.00%	-	0.00%	- AUD	0.00%	-	- AUD	-	- AUD
Total	10,475	100.00%	268,299,515.69 AUD	100.00%	6,644	192,173,980.02 AUD	3,831	76,125,535.67 AUD

Statistics Interest Rate	
Minimum Interest Rate Debtor	1.40%
Maximum Interest Rate Debtor	14.99%
Weighted Average Interest Rate Debtor	5.91%

Pool Data IV

Interest Rate paid by the Receivable Debtor

Total Portfolio					Balloon				Vehicle Status			
Interest Rate paid by the Receivable Debtor	Number of Contracts	Percentage of Contracts	Outstanding Discounted Receivables Balance	Percentage of Balance	Balloon		No Balloon		New		Used	
					Number of Contracts	Outstanding Discounted Receivables Balance	Number of Contracts	Outstanding Discounted Receivables Balance	Number of Contracts	Outstanding Discounted Receivables Balance	Number of Contracts	Outstanding Discounted Receivables Balance
0.00%	-	0.00%	- AUD	0.00%	-	- AUD	-	- AUD	-	- AUD	-	- AUD
0.01% - 1.00%	-	0.00%	- AUD	0.00%	-	- AUD	-	- AUD	-	- AUD	-	- AUD
1.01% - 2.00%	495	4.73%	9,547,634.67 AUD	3.56%	158	5,262,253.92 AUD	337	4,285,380.75 AUD	495	9,547,634.67 AUD	-	- AUD
2.01% - 3.00%	694	6.63%	23,678,237.42 AUD	8.83%	318	16,539,838.70 AUD	376	7,138,398.72 AUD	694	23,678,237.42 AUD	-	- AUD
3.01% - 4.00%	965	9.21%	32,803,735.66 AUD	12.23%	438	21,997,560.57 AUD	527	10,806,175.09 AUD	904	31,048,748.20 AUD	61	1,754,987.46 AUD
4.01% - 5.00%	1,106	10.56%	34,610,613.71 AUD	12.90%	467	21,248,084.60 AUD	639	13,362,529.11 AUD	901	29,303,647.27 AUD	205	5,306,966.44 AUD
5.01% - 6.00%	1,464	13.98%	41,112,869.73 AUD	15.32%	517	23,085,377.02 AUD	947	18,027,492.71 AUD	1,160	34,495,131.37 AUD	304	6,617,738.36 AUD
6.01% - 7.00%	1,915	18.28%	44,855,440.53 AUD	16.72%	494	19,860,429.98 AUD	1,421	24,995,010.55 AUD	1,409	35,097,853.12 AUD	506	9,757,587.41 AUD
7.01% - 8.00%	1,506	14.38%	31,990,290.08 AUD	11.92%	289	10,858,641.15 AUD	1,217	21,131,648.93 AUD	855	20,963,939.06 AUD	651	11,026,351.02 AUD
8.01% - 9.00%	1,498	14.30%	33,171,379.93 AUD	12.36%	262	9,875,374.22 AUD	1,236	23,296,005.71 AUD	960	24,270,321.58 AUD	538	8,901,058.35 AUD
9.01% - 10.00%	662	6.32%	13,564,009.60 AUD	5.06%	89	3,304,880.61 AUD	573	10,259,128.99 AUD	257	6,327,678.27 AUD	405	7,236,331.33 AUD
10.01% - 11.00%	142	1.36%	2,584,579.65 AUD	0.96%	9	249,900.35 AUD	133	2,334,679.30 AUD	19	470,788.10 AUD	123	2,113,791.55 AUD
11.01% - 12.00%	15	0.14%	250,476.44 AUD	0.09%	1	24,087.00 AUD	14	226,389.44 AUD	4	44,071.04 AUD	11	206,405.40 AUD
12.01% - 13.00%	5	0.05%	34,908.28 AUD	0.01%	-	- AUD	5	34,908.28 AUD	1	- AUD	4	34,908.28 AUD
13.01% - 14.00%	5	0.05%	64,184.47 AUD	0.02%	1	22,983.78 AUD	4	41,200.69 AUD	3	38,625.91 AUD	2	25,558.56 AUD
14.01% - 15.00%	3	0.03%	31,155.52 AUD	0.01%	-	- AUD	3	31,155.52 AUD	1	6,305.23 AUD	2	24,850.29 AUD
15.01% - 16.00%	-	0.00%	- AUD	0.00%	-	- AUD	-	- AUD	-	- AUD	-	- AUD
> 16.00%	-	0.00%	- AUD	0.00%	-	- AUD	-	- AUD	-	- AUD	-	- AUD
Total	10,475	100.00%	268,299,515.69 AUD	100.00%	3,043	132,329,411.90 AUD	7,432	135,970,103.79 AUD	7,663	215,292,981.24 AUD	2,812	53,006,534.45 AUD

Statistics Interest Rate	
Minimum Interest Rate Debtor	1.40%
Maximum Interest Rate Debtor	14.99%
Weighted Average Interest Rate Debtor	5.91%

Pool Data V

Original Term

Total Portfolio					Product Type			
Length of Original Term (months)	Number of Contracts	Percentage of Contracts	Outstanding Discounted Receivables Balance	Percentage of Balance	Chattel Mortgage		Consumer Loan	
					Number of Contracts	Outstanding Discounted Receivables Balance	Number of Contracts	Outstanding Discounted Receivables Balance
0 - 11	-	0.00%	- AUD	0.00%	-	- AUD	-	- AUD
12 - 23	-	0.00%	- AUD	0.00%	-	- AUD	-	- AUD
24 - 35	26	0.25%	131,346.80 AUD	0.05%	18	117,370.54 AUD	8	13,976.26 AUD
36 - 47	1,029	9.82%	13,034,982.81 AUD	4.86%	734	10,749,233.64 AUD	295	2,285,749.17 AUD
48 - 59	1,647	15.72%	34,951,961.31 AUD	13.03%	1,078	26,177,934.81 AUD	569	8,774,026.50 AUD
60 - 71	7,271	69.41%	206,663,793.33 AUD	77.03%	4,814	155,129,441.03 AUD	2,457	51,534,352.30 AUD
> 71	502	4.79%	13,517,431.44 AUD	5.04%	-	- AUD	502	13,517,431.44 AUD
Total	10,475	100.00%	268,299,515.69 AUD	100.00%	6,644	192,173,980.02 AUD	3,831	76,125,535.67 AUD

Statistics Original Term	
Minimum Original Term in months	24
Maximum Original Term in months	84
Weighted Average Original Term month (by ODRB)	58.46

Remaining Term

Total Portfolio					Product Type			
Length of Remaining Term (months)	Number of Contracts	Percentage of Contracts	Outstanding Discounted Receivables Balance	Percentage of Balance	Chattel Mortgage		Consumer Loan	
					Number of Contracts	Outstanding Discounted Receivables Balance	Number of Contracts	Outstanding Discounted Receivables Balance
0 - 11	1,476	14.09%	17,492,034.11 AUD	6.52%	985	13,950,029.81 AUD	491	3,542,004.30 AUD
12 - 23	2,589	24.72%	56,625,371.10 AUD	21.11%	1,681	41,664,186.17 AUD	908	14,961,184.93 AUD
24 - 35	5,839	55.74%	176,537,393.49 AUD	65.80%	3,887	132,857,153.39 AUD	1,952	43,680,240.10 AUD
36 - 47	227	2.17%	7,105,474.73 AUD	2.65%	89	3,537,390.64 AUD	138	3,568,084.09 AUD
48 - 59	338	3.23%	10,283,788.64 AUD	3.83%	2	165,220.01 AUD	336	10,118,568.63 AUD
60 - 71	6	0.06%	255,453.62 AUD	0.10%	-	- AUD	6	255,453.62 AUD
> 71	-	0.00%	- AUD	0.00%	-	- AUD	-	- AUD
Total	10,475	100.00%	268,299,515.69 AUD	100.00%	6,644	192,173,980.02 AUD	3,831	76,125,535.67 AUD

Statistics Remaining Term	
Minimum Remaining Term in months	0
Maximum Remaining Term in months	67
Weighted Average Remaining Term in months (by ODRB)	28.14

Distribution by Seasoning

Total Portfolio					Product Type			
Seasoning (months)	Number of Contracts	Percentage of Contracts	Outstanding Discounted Receivables Balance	Percentage of Balance	Chattel Mortgage		Consumer Loan	
					Number of Contracts	Outstanding Discounted Receivables Balance	Number of Contracts	Outstanding Discounted Receivables Balance
0 - 11	2	0.02%	53,297.71 AUD	0.02%	2	53,297.71 AUD	-	- AUD
12 - 23	86	0.82%	3,253,372.83 AUD	1.21%	69	2,715,074.80 AUD	17	538,298.03 AUD
24 - 35	8,160	77.90%	223,850,833.82 AUD	83.43%	5,266	161,661,633.83 AUD	2,894	62,189,199.99 AUD
36 - 47	2,073	19.79%	39,873,419.93 AUD	14.86%	1,254	27,220,996.54 AUD	819	12,652,423.39 AUD
48 - 59	111	1.06%	1,012,396.95 AUD	0.38%	52	522,977.14 AUD	59	489,419.81 AUD
60 - 71	34	0.32%	227,610.91 AUD	0.08%	1	- AUD	33	227,610.91 AUD
> 71	9	0.09%	28,583.54 AUD	0.01%	-	- AUD	9	28,583.54 AUD
Total	10,475	100.00%	268,299,515.69 AUD	100.00%	6,644	192,173,980.02 AUD	3,831	76,125,535.67 AUD

Statistics Seasoning	
Minimum Seasoning in months	10
Maximum Seasoning in months	77
Weighted Average Seasoning Term in months (by ODRB)	30.37

Pool Data V

Original Term

Total Portfolio					Balloon				Vehicle Status			
Length of Original Term (months)	Number of Contracts	Percentage of Contracts	Outstanding Discounted Receivables Balance	Percentage of Balance	Balloon		No Balloon		New		Used	
					Number of Contracts	Outstanding Discounted Receivables Balance	Number of Contracts	Outstanding Discounted Receivables Balance	Number of Contracts	Outstanding Discounted Receivables Balance	Number of Contracts	Outstanding Discounted Receivables Balance
0 - 11	-	0.00%	- AUD	0.00%	-	- AUD	-	- AUD	-	- AUD	-	- AUD
12 - 23	-	0.00%	- AUD	0.00%	-	- AUD	-	- AUD	-	- AUD	-	- AUD
24 - 35	26	0.25%	131,346.80 AUD	0.05%	1	41,483.63 AUD	25	89,863.17 AUD	5	12,551.63 AUD	21	118,795.17 AUD
36 - 47	1,029	9.82%	13,034,982.81 AUD	4.86%	213	6,935,806.05 AUD	816	6,099,176.76 AUD	733	11,033,549.62 AUD	296	2,001,433.19 AUD
48 - 59	1,647	15.72%	34,951,961.31 AUD	13.03%	504	19,045,221.42 AUD	1,143	15,906,739.89 AUD	1,343	31,462,699.55 AUD	304	3,489,261.76 AUD
60 - 71	7,271	69.41%	206,663,793.33 AUD	77.03%	2,325	106,306,900.80 AUD	4,946	100,356,892.53 AUD	5,243	163,432,622.36 AUD	2,028	43,231,170.97 AUD
> 71	502	4.79%	13,517,431.44 AUD	5.04%	-	- AUD	502	13,517,431.44 AUD	339	9,351,558.08 AUD	163	4,165,873.36 AUD
Total	10,475	100.00%	268,299,515.69 AUD	100.00%	3,043	132,329,411.90 AUD	7,432	135,970,103.79 AUD	7,663	215,292,981.24 AUD	2,812	53,006,534.45 AUD

Statistics Original Term	
Minimum Original Term in months	24
Maximum Original Term in months	84
Weighted Average Original Term month (by ODRB)	58.46

Remaining Term

Total Portfolio					Balloon				Vehicle Status			
Length of Remaining Term (months)	Number of Contracts	Percentage of Contracts	Outstanding Discounted Receivables Balance	Percentage of Balance	Balloon		No Balloon		New		Used	
					Number of Contracts	Outstanding Discounted Receivables Balance	Number of Contracts	Outstanding Discounted Receivables Balance	Number of Contracts	Outstanding Discounted Receivables Balance	Number of Contracts	Outstanding Discounted Receivables Balance
0 - 11	1,476	14.09%	17,492,034.11 AUD	6.52%	345	10,040,304.11 AUD	1,131	7,451,730.00 AUD	1,080	14,979,770.77 AUD	396	2,512,263.34 AUD
12 - 23	2,589	24.72%	56,625,371.10 AUD	21.11%	764	29,789,081.87 AUD	1,825	26,836,289.23 AUD	1,928	47,856,119.23 AUD	661	8,769,251.87 AUD
24 - 35	5,839	55.74%	176,537,393.49 AUD	65.80%	1,893	90,325,686.61 AUD	3,946	86,211,706.88 AUD	4,271	140,061,433.32 AUD	1,568	36,475,960.17 AUD
36 - 47	227	2.17%	7,105,474.73 AUD	2.65%	40	2,050,048.22 AUD	187	5,055,426.51 AUD	140	4,813,409.18 AUD	87	2,292,065.55 AUD
48 - 59	338	3.23%	10,283,788.64 AUD	3.83%	1	124,291.09 AUD	337	10,159,497.55 AUD	240	7,434,128.60 AUD	98	2,849,660.04 AUD
60 - 71	6	0.06%	255,453.62 AUD	0.10%	-	- AUD	6	255,453.62 AUD	4	148,120.14 AUD	2	107,333.48 AUD
> 71	-	0.00%	- AUD	0.00%	-	- AUD	-	- AUD	-	- AUD	-	- AUD
Total	10,475	100.00%	268,299,515.69 AUD	100.00%	3,043	132,329,411.90 AUD	7,432	135,970,103.79 AUD	7,663	215,292,981.24 AUD	2,812	53,006,534.45 AUD

Statistics Remaining Term	
Minimum Remaining Term in months	0
Maximum Remaining Term in months	67
Weighted Average Remaining Term in months (by ODRB)	28.14

Distribution by Seasoning

Total Portfolio					Balloon				Vehicle Status			
Seasoning (months)	Number of Contracts	Percentage of Contracts	Outstanding Discounted Receivables Balance	Percentage of Balance	Balloon		No Balloon		New		Used	
					Number of Contracts	Outstanding Discounted Receivables Balance	Number of Contracts	Outstanding Discounted Receivables Balance	Number of Contracts	Outstanding Discounted Receivables Balance	Number of Contracts	Outstanding Discounted Receivables Balance
0 - 11	2	0.02%	53,297.71 AUD	0.02%	-	- AUD	2	53,297.71 AUD	1	40,928.92 AUD	1	12,368.79 AUD
12 - 23	86	0.82%	3,253,372.83 AUD	1.21%	29	1,609,124.48 AUD	57	1,644,248.35 AUD	49	2,228,513.99 AUD	37	1,024,858.84 AUD
24 - 35	8,160	77.90%	223,850,833.82 AUD	83.43%	2,405	110,141,643.25 AUD	5,755	113,709,190.57 AUD	6,041	180,521,381.55 AUD	2,119	43,329,452.27 AUD
36 - 47	2,073	19.79%	39,873,419.93 AUD	14.86%	581	20,050,761.78 AUD	1,492	19,822,658.15 AUD	1,470	31,515,183.36 AUD	603	8,358,236.57 AUD
48 - 59	111	1.06%	1,012,396.95 AUD	0.38%	28	527,882.39 AUD	83	484,514.56 AUD	76	813,060.50 AUD	35	199,336.45 AUD
60 - 71	34	0.32%	227,610.91 AUD	0.08%	-	- AUD	34	227,610.91 AUD	20	154,274.11 AUD	14	73,336.80 AUD
> 71	9	0.09%	28,583.54 AUD	0.01%	-	- AUD	9	28,583.54 AUD	6	19,638.81 AUD	3	8,944.73 AUD
Total	10,475	100.00%	268,299,515.69 AUD	100.00%	3,043	132,329,411.90 AUD	7,432	135,970,103.79 AUD	7,663	215,292,981.24 AUD	2,812	53,006,534.45 AUD

Statistics Seasoning	
Minimum Seasoning in months	10
Maximum Seasoning in months	77
Weighted Average Seasoning Term in months (by ODRB)	30.37

Pool Data VI

Product Type

Total Portfolio					Balloon				Vehicle Status			
Product Type	Number of Contracts	Percentage of Contracts	Outstanding Discounted Receivables Balance	Percentage of Balance	Balloon		No Balloon		New		Used	
					Number of Contracts	Outstanding Discounted Receivables Balance	Number of Contracts	Outstanding Discounted Receivables Balance	Number of Contracts	Outstanding Discounted Receivables Balance	Number of Contracts	Outstanding Discounted Receivables Balance
Chattel Mortgage	6,644	63.43%	192,173,980.02 AUD	71.63%	2,416	110,380,946.14 AUD	4,228	81,793,033.88 AUD	5,054	158,334,084.42 AUD	1,590	33,839,895.60 AUD
Consumer Loan	3,831	36.57%	76,125,535.67 AUD	28.37%	627	21,948,465.76 AUD	3,204	54,177,069.91 AUD	2,609	56,958,896.82 AUD	1,222	19,166,638.85 AUD
Total	10,475	100.00%	268,299,515.69 AUD	100.00%	3,043	132,329,411.90 AUD	7,432	135,970,103.79 AUD	7,663	215,292,981.24 AUD	2,812	53,006,534.45 AUD

Vehicle Status

Total Portfolio					Product Type			
Type of Car	Number of Contracts	Percentage of Contracts	Outstanding Discounted Receivables Balance	Percentage of Balance	Chattel Mortgage		Consumer Loan	
					Number of Contracts	Outstanding Discounted Receivables Balance	Number of Contracts	Outstanding Discounted Receivables Balance
New Vehicles	7,663	73.16%	215,292,981.24 AUD	80.24%	5,054	158,334,084.42 AUD	2,609	56,958,896.82 AUD
Used Vehicles	2,812	26.84%	53,006,534.45 AUD	19.76%	1,590	33,839,895.60 AUD	1,222	19,166,638.85 AUD
Total	10,475	100.00%	268,299,515.69 AUD	100.00%	6,644	192,173,980.02 AUD	3,831	76,125,535.67 AUD

Balloon

Total Portfolio				
Balloon	Number of Contracts	Percentage of Contracts	Outstanding Discounted Receivables Balance	Percentage of Balance
Balloon	3,043	29.05%	132,329,411.90 AUD	49.32%
No Balloon	7,432	70.95%	135,970,103.79 AUD	50.68%
Total	10,475	100.00%	268,299,515.69 AUD	100.00%

Pool Data VII

Distribution by Vehicle Brand and Models

Total Portfolio						Product Type			
Make	Model	Number of Contracts	Percentage of Contracts	Outstanding Discounted Receivables Balance	Percentage of Balance	Chattel Mortgage		Consumer Loan	
						Number of Contracts	Outstanding Discounted Receivables Balance	Number of Contracts	Outstanding Discounted Receivables Balance
Volkswagen Group Vehicles									
AUDI	A1	39	0.37%	648,856.02 AUD	0.24%	19	293,323.92 AUD	20	355,532.10 AUD
	A3	194	1.85%	5,176,521.52 AUD	1.93%	82	2,565,420.98 AUD	112	2,611,100.54 AUD
	A4	92	0.88%	2,561,321.41 AUD	0.95%	55	1,802,526.00 AUD	37	758,795.41 AUD
	A5	57	0.54%	2,068,823.33 AUD	0.77%	39	1,562,146.22 AUD	18	506,677.11 AUD
	A6	23	0.22%	890,940.53 AUD	0.33%	16	753,629.64 AUD	7	137,310.89 AUD
	A7	10	0.10%	789,271.43 AUD	0.29%	10	789,271.43 AUD	-	- AUD
	A8	1	0.01%	28,303.79 AUD	0.01%	1	28,303.79 AUD	-	- AUD
	E-TRON	5	0.05%	418,047.01 AUD	0.16%	4	356,728.64 AUD	1	61,318.37 AUD
	Q2	76	0.73%	1,558,443.74 AUD	0.58%	29	691,382.64 AUD	47	867,061.10 AUD
	Q3	214	2.04%	5,987,871.89 AUD	2.23%	117	3,552,204.69 AUD	97	2,435,667.20 AUD
	Q5	231	2.21%	8,103,107.62 AUD	3.02%	160	5,752,827.24 AUD	71	2,350,280.38 AUD
	Q7	177	1.69%	9,242,126.63 AUD	3.44%	141	7,662,405.59 AUD	36	1,579,721.04 AUD
	Q8	17	0.16%	1,214,574.73 AUD	0.45%	15	1,134,790.98 AUD	2	79,783.75 AUD
	R8	6	0.06%	740,596.61 AUD	0.28%	6	740,596.61 AUD	-	- AUD
	TT	4	0.04%	80,828.97 AUD	0.03%	2	45,369.11 AUD	2	35,459.86 AUD
	SubTotal	1,146	10.94%	39,509,635.23 AUD	14.73%	696	27,730,927.48 AUD	450	11,778,707.75 AUD
BENTLEY	BENTAYGA	2	0.02%	437,883.94 AUD	0.16%	2	437,883.94 AUD	-	- AUD
	CONTINENTAL	3	0.03%	385,865.38 AUD	0.14%	3	385,865.38 AUD	-	- AUD
	SubTotal	5	0.05%	823,749.32 AUD	0.31%	5	823,749.32 AUD	-	- AUD
LAMBORGHINI	AVENTADOR	-	0.00%	- AUD	0.00%	-	- AUD	-	- AUD
	HURACAN	-	0.00%	- AUD	0.00%	-	- AUD	-	- AUD
	URUS	2	0.02%	526,254.01 AUD	0.20%	1	303,574.91 AUD	1	222,679.10 AUD
	SubTotal	2	0.02%	526,254.01 AUD	0.20%	1	303,574.91 AUD	1	222,679.10 AUD
PORSCHE	BOXSTER	7	0.07%	696,550.11 AUD	0.26%	7	696,550.11 AUD	-	- AUD
	CARRERA / 911	18	0.17%	3,016,605.57 AUD	1.12%	17	2,926,026.30 AUD	1	90,579.27 AUD
	CAYENNE	70	0.67%	5,355,297.59 AUD	2.00%	64	5,059,753.73 AUD	6	295,543.86 AUD
	CAYMAN	1	0.01%	64,832.12 AUD	0.02%	-	- AUD	1	64,832.12 AUD
	MACAN	90	0.86%	5,513,178.68 AUD	2.05%	84	5,096,205.82 AUD	6	416,972.86 AUD
	PANAMERA	-	0.00%	- AUD	0.00%	-	- AUD	-	- AUD
	TAYCAN	12	0.11%	1,827,752.99 AUD	0.68%	12	1,827,752.99 AUD	-	- AUD
	SubTotal	198	1.89%	16,474,217.06 AUD	6.14%	184	15,606,288.95 AUD	14	867,928.11 AUD
SKODA	FABIA	34	0.32%	355,226.43 AUD	0.13%	8	109,477.51 AUD	26	245,748.92 AUD
	KAROQ	46	0.44%	803,018.12 AUD	0.30%	16	262,702.41 AUD	30	540,315.71 AUD
	KODIAQ	88	0.84%	2,165,615.43 AUD	0.81%	35	933,991.30 AUD	53	1,231,624.13 AUD
	KAMIQ	61	0.58%	977,100.31 AUD	0.36%	15	202,335.20 AUD	46	774,765.11 AUD
	SCALA	38	0.36%	573,895.55 AUD	0.21%	11	192,806.21 AUD	27	381,089.34 AUD
	OCTAVIA	84	0.80%	1,482,229.15 AUD	0.55%	20	341,154.83 AUD	64	1,141,074.32 AUD
	RAPID	1	0.01%	1,602.36 AUD	0.00%	-	- AUD	1	1,602.36 AUD
	SUPERB	18	0.17%	468,928.67 AUD	0.17%	10	289,562.05 AUD	8	179,366.62 AUD
	SubTotal	370	3.53%	6,827,616.02 AUD	2.54%	115	2,332,029.51 AUD	255	4,495,586.51 AUD
VOLKSWAGEN	AMAROK	608	5.80%	13,833,070.60 AUD	5.16%	469	10,979,138.61 AUD	139	2,853,931.99 AUD
	ARTEON	6	0.06%	182,859.38 AUD	0.07%	2	67,138.20 AUD	4	115,721.18 AUD
	CADDY	75	0.72%	1,120,714.11 AUD	0.42%	71	1,091,043.18 AUD	4	29,670.93 AUD
	CARAVELLE	1	0.01%	42,352.15 AUD	0.02%	1	42,352.15 AUD	-	- AUD
	CRAFTER	112	1.07%	2,403,666.24 AUD	0.90%	110	2,359,527.27 AUD	2	44,138.97 AUD
	GOLF	312	2.98%	4,524,452.93 AUD	1.69%	118	1,906,235.52 AUD	194	2,618,217.41 AUD
	JETTA	2	0.02%	13,793.34 AUD	0.01%	-	- AUD	2	13,793.34 AUD
	MULTIVAN	31	0.30%	952,615.44 AUD	0.36%	20	694,551.31 AUD	11	258,064.13 AUD
	NEW BEETLE	3	0.03%	24,904.54 AUD	0.01%	1	10,362.80 AUD	2	14,541.74 AUD
	PASSAT	28	0.27%	560,242.79 AUD	0.21%	13	209,751.71 AUD	15	350,491.08 AUD
	POLO	131	1.25%	1,377,881.75 AUD	0.51%	38	409,280.53 AUD	93	968,601.22 AUD
	SCIROCCO	1	0.01%	15,404.80 AUD	0.01%	-	- AUD	1	15,404.80 AUD
	T-CROSS	140	1.34%	2,147,654.49 AUD	0.80%	41	645,548.34 AUD	99	1,502,106.15 AUD
	T-ROC	88	0.84%	1,721,780.34 AUD	0.64%	27	558,144.41 AUD	61	1,163,635.93 AUD
	TIGUAN	437	4.17%	9,173,548.74 AUD	3.42%	209	4,774,861.78 AUD	228	4,398,686.96 AUD
	TOUAREG	68	0.65%	3,033,981.36 AUD	1.13%	52	2,458,699.16 AUD	16	575,282.20 AUD

Pool Data VII

Distribution by Vehicle Brand and Models

Total Portfolio						Product Type			
Make	Model	Number of Contracts	Percentage of Contracts	Outstanding Discounted Receivables Balance	Percentage of Balance	Chattel Mortgage		Consumer Loan	
						Number of Contracts	Outstanding Discounted Receivables Balance	Number of Contracts	Outstanding Discounted Receivables Balance
	TRANSPORTER	91	0.87%	2,449,991.03 AUD	0.91%	78	2,024,942.45 AUD	13	425,048.58 AUD
	UPI	-	0.00%	- AUD	0.00%	-	- AUD	-	- AUD
	SubTotal	2,134	20.37%	43,578,914.03 AUD	16.24%	1,250	28,231,577.42 AUD	884	15,347,336.61 AUD
Volkswagen Group Vehicles	SubTotal	3,855	36.80%	107,740,385.67 AUD	40.16%	2,251	75,028,147.59 AUD	1,604	32,712,238.08 AUD

Pool Data VII

Distribution by Vehicle Brand and Models

Total Portfolio						Balloon				Vehicle Status			
Make	Model	Number of Contracts	Percentage of Contracts	Outstanding Discounted Receivables Balance	Percentage of Balance	Balloon		No Balloon		New		Used	
						Number of Contracts	Outstanding Discounted Receivables Balance	Number of Contracts	Outstanding Discounted Receivables Balance	Number of Contracts	Outstanding Discounted Receivables Balance	Number of Contracts	Outstanding Discounted Receivables Balance
	TRANSPORTER	91	0.87%	2,449,991.03 AUD	0.91%	35	1,182,751.82 AUD	56	1,267,239.21 AUD	79	2,246,146.61 AUD	12	203,844.42 AUD
	UPI	-	0.00%	- AUD	0.00%	-	- AUD	-	- AUD	-	- AUD	-	- AUD
	SubTotal	2,134	20.37%	43,578,914.03 AUD	16.24%	642	20,000,476.27 AUD	1,492	23,578,437.76 AUD	1,790	38,397,816.85 AUD	344	5,181,097.18 AUD
Volkswagen Group Vehicles	SubTotal	3,855	36.80%	107,740,385.67 AUD	40.16%	1,382	62,861,764.41 AUD	2,473	44,878,621.26 AUD	3,131	93,132,772.32 AUD	724	14,607,613.35 AUD

Pool Data VII

Distribution by Vehicle Brand and Models

Total Portfolio						Product Type			
Make	Model	Number of Contracts	Percentage of Contracts	Outstanding Discounted Receivables Balance	Percentage of Balance	Chattel Mortgage		Consumer Loan	
						Number of Contracts	Outstanding Discounted Receivables Balance	Number of Contracts	Outstanding Discounted Receivables Balance
Other Vehicles									
ABARTH		12	0.11%	231,885.45 AUD	0.09%	10	194,763.84 AUD	2	37,121.61 AUD
ALFA ROMEO		26	0.25%	799,348.90 AUD	0.30%	14	386,573.55 AUD	12	412,775.35 AUD
ASTON MARTIN		6	0.06%	813,981.77 AUD	0.30%	6	813,981.77 AUD	-	- AUD
BMW		109	1.04%	3,956,439.70 AUD	1.47%	86	3,359,012.87 AUD	23	597,426.83 AUD
CHEVROLET		22	0.21%	1,311,340.14 AUD	0.49%	20	1,183,261.51 AUD	2	128,078.63 AUD
CHRYSLER		5	0.05%	110,115.86 AUD	0.04%	2	76,725.10 AUD	3	33,390.76 AUD
CITROEN		3	0.03%	31,525.76 AUD	0.01%	3	31,525.76 AUD	-	- AUD
DODGE		2	0.02%	8,488.11 AUD	0.00%	1	1,833.51 AUD	1	6,654.60 AUD
FERRARI		1	0.01%	156,667.06 AUD	0.06%	-	- AUD	1	156,667.06 AUD
FIAT		11	0.11%	149,913.06 AUD	0.06%	8	116,050.63 AUD	3	33,862.43 AUD
FORD		721	6.88%	19,012,575.43 AUD	7.09%	569	15,689,487.09 AUD	152	3,323,088.34 AUD
GENESIS		3	0.03%	166,098.91 AUD	0.06%	3	166,098.91 AUD	-	- AUD
GM		1	0.01%	59,447.71 AUD	0.02%	1	59,447.71 AUD	-	- AUD
GREAT WALL		12	0.11%	119,246.97 AUD	0.04%	8	79,307.79 AUD	4	39,939.18 AUD
GWM		48	0.46%	1,015,704.12 AUD	0.38%	35	704,385.37 AUD	13	311,318.75 AUD
HAVAL		52	0.50%	853,090.45 AUD	0.32%	29	441,506.81 AUD	23	411,583.64 AUD
HINO		1	0.01%	36,335.52 AUD	0.01%	1	36,335.52 AUD	-	- AUD
HOLDEN		224	2.14%	3,387,066.09 AUD	1.26%	119	1,854,975.35 AUD	105	1,532,090.74 AUD
HONDA		192	1.83%	3,040,831.11 AUD	1.13%	101	1,791,677.27 AUD	91	1,249,153.84 AUD
HYUNDAI		534	5.10%	8,671,729.32 AUD	3.23%	283	4,902,821.14 AUD	251	3,768,908.18 AUD
INFINITI		1	0.01%	14,144.96 AUD	0.01%	1	14,144.96 AUD	-	- AUD
ISUZU		231	2.21%	5,878,913.85 AUD	2.19%	164	4,021,709.74 AUD	67	1,857,204.11 AUD
JAGUAR		67	0.64%	2,735,220.44 AUD	1.02%	49	2,174,647.25 AUD	18	560,573.19 AUD
JEEP		109	1.04%	2,876,887.93 AUD	1.07%	74	2,169,467.87 AUD	35	707,420.06 AUD
KIA		305	2.91%	5,440,876.95 AUD	2.03%	182	3,614,708.36 AUD	123	1,826,168.59 AUD
LAND ROVER		461	4.40%	24,536,545.13 AUD	9.15%	348	19,895,085.85 AUD	113	4,641,459.28 AUD
LDV		203	1.94%	3,674,785.25 AUD	1.37%	178	3,148,602.12 AUD	25	526,183.13 AUD
LEXUS		10	0.10%	280,257.88 AUD	0.10%	10	280,257.88 AUD	-	- AUD
MAHINDRA		2	0.02%	11,316.57 AUD	0.00%	2	11,316.57 AUD	-	- AUD
MASERATI		18	0.17%	1,698,821.30 AUD	0.63%	16	1,579,956.16 AUD	2	118,865.14 AUD
MAZDA		444	4.24%	8,491,992.20 AUD	3.17%	284	5,930,593.58 AUD	160	2,561,398.62 AUD
MERCEDES-BENZ		253	2.42%	9,033,182.52 AUD	3.37%	209	7,772,965.93 AUD	44	1,260,216.59 AUD
MG		181	1.73%	2,368,550.94 AUD	0.88%	71	868,235.82 AUD	110	1,500,315.12 AUD
MINI		11	0.11%	274,337.19 AUD	0.10%	9	209,580.38 AUD	2	64,756.81 AUD
MITSUBISHI		672	6.42%	12,063,846.38 AUD	4.50%	377	6,858,944.48 AUD	295	5,204,901.90 AUD
NISSAN		306	2.92%	6,367,936.05 AUD	2.37%	209	4,645,692.29 AUD	97	1,722,243.76 AUD
OPEL		1	0.01%	7,872.82 AUD	0.00%	-	- AUD	1	7,872.82 AUD
PEUGEOT		56	0.53%	1,170,411.73 AUD	0.44%	45	871,336.89 AUD	11	299,074.84 AUD
RAM		1	0.01%	79,355.04 AUD	0.03%	1	79,355.04 AUD	-	- AUD
RENAULT		133	1.27%	2,864,652.50 AUD	1.07%	117	2,560,312.16 AUD	16	304,340.34 AUD
ROLLS-ROYCE		1	0.01%	101,760.49 AUD	0.04%	1	101,760.49 AUD	-	- AUD
SSANGYONG		24	0.23%	522,860.96 AUD	0.19%	17	338,442.28 AUD	7	184,418.68 AUD
SUBARU		311	2.97%	5,771,250.80 AUD	2.15%	163	3,107,435.84 AUD	148	2,663,814.96 AUD
SUZUKI		109	1.04%	1,292,064.04 AUD	0.48%	33	388,171.00 AUD	76	903,893.04 AUD
TESLA		15	0.14%	651,135.76 AUD	0.24%	15	651,135.76 AUD	-	- AUD
TOYOTA		564	5.38%	13,046,002.61 AUD	4.86%	420	10,152,323.62 AUD	144	2,893,678.99 AUD
VOLVO		146	1.39%	5,372,316.29 AUD	2.00%	99	3,809,878.61 AUD	47	1,562,437.68 AUD
Other Vehicles	SubTotal	6,620	63.20%	160,959,130.02 AUD	59.84%	4,393	117,145,832.43 AUD	2,227	43,413,297.59 AUD
Total		10,475	100.00%	268,299,515.69 AUD	100.00%	6,644	192,173,980.02 AUD	3,831	76,125,535.67 AUD

Pool Data VII

Distribution by Vehicle Brand and Models

Total Portfolio						Balloon				Vehicle Status			
Make	Model	Number of Contracts	Percentage of Contracts	Outstanding Discounted Receivables Balance	Percentage of Balance	Balloon		No Balloon		New		Used	
						Number of Contracts	Outstanding Discounted Receivables Balance	Number of Contracts	Outstanding Discounted Receivables Balance	Number of Contracts	Outstanding Discounted Receivables Balance	Number of Contracts	Outstanding Discounted Receivables Balance
Other Vehicles													
ABARTH		12	0.11%	231,885.45 AUD	0.09%	7	155,800.13 AUD	5	76,085.32 AUD	7	155,800.13 AUD	5	76,085.32 AUD
ALFA ROMEO		26	0.25%	799,348.90 AUD	0.30%	16	609,403.49 AUD	10	189,945.41 AUD	20	651,632.33 AUD	6	147,716.57 AUD
ASTON MARTIN		6	0.06%	813,981.77 AUD	0.30%	5	783,123.53 AUD	1	30,858.24 AUD	2	430,215.86 AUD	4	383,765.91 AUD
BMW		109	1.04%	3,956,439.70 AUD	1.47%	53	2,714,095.02 AUD	56	1,242,344.68 AUD	50	2,405,802.40 AUD	59	1,550,637.30 AUD
CHEVROLET		22	0.21%	1,311,340.14 AUD	0.49%	13	871,964.18 AUD	9	439,375.96 AUD	21	1,258,405.49 AUD	1	52,934.65 AUD
CHRYSLER		5	0.05%	110,115.86 AUD	0.04%	1	49,652.54 AUD	4	60,463.32 AUD	2	76,725.10 AUD	3	33,390.76 AUD
CITROEN		3	0.03%	31,525.76 AUD	0.01%	1	3,937.01 AUD	2	27,588.75 AUD	1	15,809.60 AUD	2	15,716.16 AUD
DODGE		2	0.02%	8,488.11 AUD	0.00%	-	- AUD	2	8,488.11 AUD	-	- AUD	2	8,488.11 AUD
FERRARI		1	0.01%	156,667.06 AUD	0.06%	1	156,667.06 AUD	-	- AUD	-	- AUD	1	156,667.06 AUD
FIAT		11	0.11%	149,913.06 AUD	0.06%	3	63,821.64 AUD	8	86,091.42 AUD	7	110,186.70 AUD	4	39,726.36 AUD
FORD		721	6.88%	19,012,575.43 AUD	7.09%	201	7,340,297.65 AUD	520	11,672,277.78 AUD	489	14,507,640.60 AUD	232	4,504,934.83 AUD
GENESIS		3	0.03%	166,098.91 AUD	0.06%	2	128,376.48 AUD	1	37,722.43 AUD	3	166,098.91 AUD	-	- AUD
GM		1	0.01%	59,447.71 AUD	0.02%	1	59,447.71 AUD	-	- AUD	1	59,447.71 AUD	-	- AUD
GREAT WALL		12	0.11%	119,246.97 AUD	0.04%	-	- AUD	12	119,246.97 AUD	11	111,621.06 AUD	1	7,625.91 AUD
GWM		48	0.46%	1,015,704.12 AUD	0.38%	8	199,954.34 AUD	40	815,749.78 AUD	48	1,015,704.12 AUD	-	- AUD
HAVAL		52	0.50%	853,090.45 AUD	0.32%	3	80,174.85 AUD	49	772,915.60 AUD	52	853,090.45 AUD	-	- AUD
HINO		1	0.01%	36,335.52 AUD	0.01%	1	36,335.52 AUD	-	- AUD	1	36,335.52 AUD	-	- AUD
HOLDEN		224	2.14%	3,387,066.09 AUD	1.26%	16	383,398.64 AUD	208	3,003,667.45 AUD	53	910,523.99 AUD	171	2,476,542.10 AUD
HONDA		192	1.83%	3,040,831.11 AUD	1.13%	30	769,042.67 AUD	162	2,271,788.44 AUD	141	2,474,108.84 AUD	51	566,722.27 AUD
HYUNDAI		534	5.10%	8,671,729.32 AUD	3.23%	80	2,072,508.38 AUD	454	6,599,220.94 AUD	375	6,885,866.39 AUD	159	1,785,862.93 AUD
INFINITI		1	0.01%	14,144.96 AUD	0.01%	-	- AUD	1	14,144.96 AUD	-	- AUD	1	14,144.96 AUD
ISUZU		231	2.21%	5,878,913.85 AUD	2.19%	49	1,570,550.81 AUD	182	4,308,363.04 AUD	193	5,211,269.62 AUD	38	667,644.23 AUD
JAGUAR		67	0.64%	2,735,220.44 AUD	1.02%	40	2,072,866.56 AUD	27	662,353.88 AUD	47	2,165,358.91 AUD	20	599,861.53 AUD
JEEP		109	1.04%	2,876,887.93 AUD	1.07%	27	1,179,122.64 AUD	82	1,697,765.29 AUD	61	2,026,988.20 AUD	48	849,899.73 AUD
KIA		305	2.91%	5,440,876.95 AUD	2.03%	56	1,670,438.81 AUD	249	3,770,438.14 AUD	238	4,558,732.39 AUD	67	882,144.56 AUD
LAND ROVER		461	4.40%	24,536,545.13 AUD	9.15%	270	18,241,975.72 AUD	191	6,294,569.41 AUD	344	20,263,068.51 AUD	117	4,273,476.62 AUD
LDV		203	1.94%	3,674,785.25 AUD	1.37%	40	948,942.87 AUD	163	2,725,842.38 AUD	198	3,610,295.65 AUD	5	64,489.60 AUD
LEXUS		10	0.10%	280,257.88 AUD	0.10%	6	204,624.84 AUD	4	75,633.04 AUD	5	161,651.81 AUD	5	118,606.07 AUD
MAHINDRA		2	0.02%	11,316.57 AUD	0.00%	-	- AUD	2	11,316.57 AUD	2	11,316.57 AUD	-	- AUD
MASERATI		18	0.17%	1,698,821.30 AUD	0.63%	14	1,498,548.65 AUD	4	200,272.65 AUD	15	1,482,152.35 AUD	3	216,668.95 AUD
MAZDA		444	4.24%	8,491,992.20 AUD	3.17%	104	3,146,713.71 AUD	340	5,345,278.49 AUD	318	6,934,116.27 AUD	126	1,557,875.93 AUD
MERCEDES-BENZ		253	2.42%	9,033,182.52 AUD	3.37%	98	4,991,554.88 AUD	155	4,041,627.64 AUD	124	5,764,947.37 AUD	129	3,268,235.15 AUD
MG		181	1.73%	2,368,550.94 AUD	0.88%	13	283,394.68 AUD	168	2,085,156.26 AUD	175	2,300,011.12 AUD	6	68,539.82 AUD
MINI		11	0.11%	274,337.19 AUD	0.10%	5	162,621.75 AUD	6	111,715.44 AUD	5	184,990.01 AUD	6	89,347.18 AUD
MITSUBISHI		672	6.42%	12,063,846.38 AUD	4.50%	96	2,642,080.58 AUD	576	9,421,765.80 AUD	495	9,659,804.50 AUD	177	2,404,041.88 AUD
NISSAN		306	2.92%	6,367,936.05 AUD	2.37%	54	1,720,633.10 AUD	252	4,647,302.95 AUD	180	4,605,771.93 AUD	126	1,762,164.12 AUD
OPEL		1	0.01%	7,872.82 AUD	0.00%	-	- AUD	1	7,872.82 AUD	-	- AUD	1	7,872.82 AUD
PEUGEOT		56	0.53%	1,170,411.73 AUD	0.44%	18	540,539.77 AUD	38	629,871.96 AUD	53	1,133,393.23 AUD	3	37,018.50 AUD
RAM		1	0.01%	79,355.04 AUD	0.03%	1	79,355.04 AUD	-	- AUD	-	- AUD	1	79,355.04 AUD
RENAULT		133	1.27%	2,864,652.50 AUD	1.07%	47	1,330,855.38 AUD	86	1,533,797.12 AUD	114	2,553,373.28 AUD	19	311,279.22 AUD
ROLLS-ROYCE		1	0.01%	101,760.49 AUD	0.04%	-	- AUD	1	101,760.49 AUD	-	- AUD	1	101,760.49 AUD
SSANGYONG		24	0.23%	522,860.96 AUD	0.19%	5	142,965.01 AUD	19	379,895.95 AUD	23	490,168.64 AUD	1	32,692.32 AUD
SUBARU		311	2.97%	5,771,250.80 AUD	2.15%	71	1,910,863.06 AUD	240	3,860,387.74 AUD	232	4,768,204.12 AUD	79	1,003,046.68 AUD
SUZUKI		109	1.04%	1,292,064.04 AUD	0.48%	5	84,814.91 AUD	104	1,207,249.13 AUD	86	1,108,000.46 AUD	23	184,063.58 AUD
TESLA		15	0.14%	651,135.76 AUD	0.24%	9	445,489.41 AUD	6	205,646.35 AUD	15	651,135.76 AUD	-	- AUD
TOYOTA		564	5.38%	13,046,002.61 AUD	4.86%	108	4,311,875.37 AUD	456	8,734,127.24 AUD	199	5,574,234.59 AUD	365	7,471,768.02 AUD
VOLVO		146	1.39%	5,372,316.29 AUD	2.00%	83	3,808,819.10 AUD	63	1,563,497.19 AUD	126	4,816,208.43 AUD	20	556,107.86 AUD
Other Vehicles	SubTotal	6,620	63.20%	160,859,130.02 AUD	59.84%	1,661	69,467,647.49 AUD	4,959	91,091,482.53 AUD	4,532	122,160,208.92 AUD	2,088	38,398,921.10 AUD
Total		10,475	100.00%	268,299,515.69 AUD	100.00%	3,043	132,329,411.90 AUD	7,432	135,970,103.79 AUD	7,663	215,292,981.24 AUD	2,812	53,006,534.45 AUD

Pool Data VIII

Region

Region	Total Portfolio				Product Type			
	Number of Contracts	Percentage of Contracts	Outstanding Discounted Receivables Balance	Percentage of Balance	Chattel Mortgage		Consumer Loan	
					Number of Contracts	Outstanding Discounted Receivables Balance	Number of Contracts	Outstanding Discounted Receivables Balance
Australian Capital Territory	299	2.85%	6,896,858.14 AUD	2.57%	118	3,616,286.46 AUD	181	3,280,571.68 AUD
New South Wales	3,748	35.78%	100,623,030.43 AUD	37.50%	2,488	75,035,619.20 AUD	1,260	25,587,411.23 AUD
Northern Territory	88	0.84%	1,469,101.20 AUD	0.55%	35	621,056.54 AUD	53	848,044.66 AUD
Queensland	2,237	21.36%	55,927,198.37 AUD	20.85%	1,526	41,423,272.58 AUD	711	14,503,925.79 AUD
South Australia	451	4.31%	12,689,856.63 AUD	4.73%	310	9,554,882.05 AUD	141	3,134,974.58 AUD
Tasmania	368	3.51%	7,158,783.07 AUD	2.67%	158	3,707,247.36 AUD	210	3,451,535.71 AUD
Victoria	2,074	19.80%	56,033,827.99 AUD	20.88%	1,298	40,462,714.31 AUD	776	15,571,113.68 AUD
Western Australia	1,210	11.55%	27,500,859.86 AUD	10.25%	711	17,752,901.52 AUD	499	9,747,958.34 AUD
Total	10,475	100.00%	268,299,515.69 AUD	100.00%	6,644	192,173,980.02 AUD	3,831	76,125,535.67 AUD

Pool Data VIII

Region

Region	Total Portfolio				Balloon				Vehicle Status			
	Number of Contracts	Percentage of Contracts	Outstanding Discounted Receivables Balance	Percentage of Balance	Balloon		No Balloon		New		Used	
					Number of Contracts	Outstanding Discounted Receivables Balance	Number of Contracts	Outstanding Discounted Receivables Balance	Number of Contracts	Outstanding Discounted Receivables Balance	Number of Contracts	Outstanding Discounted Receivables Balance
Australian Capital Territory	299	2.85%	6,896,858.14 AUD	2.57%	58	2,661,347.64 AUD	241	4,235,510.50 AUD	190	5,175,161.81 AUD	109	1,721,696.33 AUD
New South Wales	3,748	35.78%	100,623,030.43 AUD	37.50%	1,163	52,658,731.68 AUD	2,585	47,964,298.75 AUD	2,835	82,556,036.52 AUD	913	18,066,993.91 AUD
Northern Territory	88	0.84%	1,469,101.20 AUD	0.55%	3	93,073.83 AUD	85	1,376,027.37 AUD	72	1,232,629.16 AUD	16	236,472.04 AUD
Queensland	2,237	21.36%	55,927,198.37 AUD	20.85%	660	27,067,459.23 AUD	1,577	28,859,739.14 AUD	1,769	47,352,661.19 AUD	468	8,574,537.18 AUD
South Australia	451	4.31%	12,689,856.63 AUD	4.73%	168	7,505,407.52 AUD	283	5,184,449.11 AUD	341	10,694,296.94 AUD	110	1,995,559.69 AUD
Tasmania	368	3.51%	7,158,783.07 AUD	2.67%	63	2,084,663.07 AUD	305	5,074,120.00 AUD	200	4,275,640.26 AUD	168	2,883,142.81 AUD
Victoria	2,074	19.80%	56,033,827.99 AUD	20.88%	753	32,294,823.32 AUD	1,321	23,739,004.67 AUD	1,617	47,212,588.40 AUD	457	8,821,239.59 AUD
Western Australia	1,210	11.55%	27,500,859.86 AUD	10.25%	175	7,963,905.61 AUD	1,035	19,536,954.25 AUD	639	16,793,966.96 AUD	571	10,706,892.90 AUD
Total	10,475	100.00%	268,299,515.69 AUD	100.00%	3,043	132,329,411.90 AUD	7,432	135,970,103.79 AUD	7,663	215,292,981.24 AUD	2,812	53,006,534.45 AUD

Pool Data IX

Current COVID-19 Extensions

Total Portfolio					Product Type			
Current COVID-19 Extensions	Number of Contracts	Percentage of Contracts	Outstanding Discounted Receivables Balance	Percentage of Balance	Chattel Mortgage		Consumer Loan	
					Number of Contracts	Outstanding Discounted Receivables Balance	Number of Contracts	Outstanding Discounted Receivables Balance
Current COVID-19 Extension	22	0.21%	665,274.95 AUD	0.25%	15	494,924.62 AUD	7	170,350.33 AUD
No Current Extension	10,453	99.79%	267,634,240.74 AUD	99.75%	6,629	191,679,055.40 AUD	3,824	75,955,185.34 AUD
Total	10,475	100.00%	268,299,515.69 AUD	100.00%	6,644	192,173,980.02 AUD	3,831	76,125,535.67 AUD

* Representing contracts which are currently in a COVID-19 extension as at the Reporting Date

Pool Data IX

Current COVID-19 Extensions

Total Portfolio					Balloon				Vehicle Status			
Current COVID-19 Extensions	Number of Contracts	Percentage of Contracts	Outstanding Discounted Receivables Balance	Percentage of Balance	Balloon		No Balloon		New		Used	
					Number of Contracts	Outstanding Discounted Receivables Balance	Number of Contracts	Outstanding Discounted Receivables Balance	Number of Contracts	Outstanding Discounted Receivables Balance	Number of Contracts	Outstanding Discounted Receivables Balance
Current COVID-19 Extension	22	0.21%	665,274.95 AUD	0.25%	5	198,320.93 AUD	17	466,954.02 AUD	12	480,930.06 AUD	10	184,344.89 AUD
No Current Extension	10,453	99.79%	267,634,240.74 AUD	99.75%	3,038	132,131,090.97 AUD	7,415	135,503,149.77 AUD	7,651	214,812,051.18 AUD	2,802	52,822,189.56 AUD
Total	10,475	100.00%	268,299,515.69 AUD	100.00%	3,043	132,329,411.90 AUD	7,432	135,970,103.79 AUD	7,663	215,292,981.24 AUD	2,812	53,006,534.45 AUD

* Representing contracts which are currently in a COVID-19 extension as at the Reporting Date

Individual Hardship Extensions*

Individual Extensions Approved For After Poolcut*	Number of Contracts	Percentage of Contracts	Outstanding Discounted Receivables Balance	Percentage of Balance
None	10,342	98.73%	264,205,607.53 AUD	98.47%
1	109	1.04%	3,168,308.41 AUD	1.18%
2	20	0.19%	829,075.15 AUD	0.31%
3	4	0.04%	96,524.60 AUD	0.04%
4	-	0.00%	0.00 AUD	0.00%
5	-	0.00%	0.00 AUD	0.00%
Total	10,475	100.00%	268,299,515.69 AUD	100.00%

*Individual Hardship Extensions Approved For After Poolcut For Contracts Active At End of Reporting Period

Engine Type

Total Portfolio					Product Type			
Engine Type	Number of Contracts	Percentage of Contracts	Outstanding Discounted Receivables Balance	Percentage of Balance	Chattel Mortgage		Consumer Loan	
					Number of Contracts	Outstanding Discounted Receivables Balance	Number of Contracts	Outstanding Discounted Receivables Balance
EA 189 (Unfixed)	1	0.01%	10,231.16 AUD	0.00%	1	10,231.16 AUD	-	- AUD
Other	10,474	99.99%	268,289,284.53 AUD	100.00%	6,643	192,163,748.86 AUD	3,831	76,125,535.67 AUD
Total	10,475	100.00%	268,299,515.69 AUD	100.00%	6,644	192,173,980.02 AUD	3,831	76,125,535.67 AUD

Engine Type

Total Portfolio					Balloon				Vehicle Status			
Engine Type	Number of Contracts	Percentage of Contracts	Outstanding Discounted Receivables Balance	Percentage of Balance	Balloon		No Balloon		New		Used	
					Number of Contracts	Outstanding Discounted Receivables Balance	Number of Contracts	Outstanding Discounted Receivables Balance	Number of Contracts	Outstanding Discounted Receivables Balance	Number of Contracts	Outstanding Discounted Receivables Balance
EA 189 (Unfixed)	1	0.01%	10,231.16 AUD	0.00%	-	- AUD	1	10,231.16 AUD	-	- AUD	1	10,231.16 AUD
Other	10,474	99.99%	268,289,284.53 AUD	100.00%	3,043	132,329,411.90 AUD	7,431	135,959,872.63 AUD	7,663	215,292,981.24 AUD	2,811	52,996,303.29 AUD
Total	10,475	100.00%	268,299,515.69 AUD	100.00%	3,043	132,329,411.90 AUD	7,432	135,970,103.79 AUD	7,663	215,292,981.24 AUD	2,812	53,006,534.45 AUD

Contract Level Data Net Salvage Recoveries By Contract By Month

No.	Month / Year of Origination	Month / Year of Net Salvage	Outstanding Discounted Recoveries Balance at Poolcut	ABS Gross Salvage Loss	ABS Net Salvage Loss	ABS Recoveries After Net Salvage	ABS Net Salvage Loss After Recoveries	Loss Percentage on Poolcut Balance	Geographical Location of Borrower	Vehicle Type (New/Used)	Vehicle Manufacturer	Product Type
1	02/2021	07/2022	69,286.66 AUD	68,260.06 AUD	23,440.30 AUD	- AUD	23,440.30 AUD	33.83%	Queensland	New	HYUNDAI	Chattel Mortgage
2	04/2017	08/2022	4,908.02 AUD	1,802.96 AUD	1,802.96 AUD	2,382.04 AUD	2,382.04 AUD	-11.80%	Western Australia	Used	TOYOTA	Consumer Loan
3	09/2020	08/2022	22,898.44 AUD	24,043.02 AUD	23,946.41 AUD	24,792.94 AUD	(846.53) AUD	-3.70%	New South Wales	New	HYUNDAI	Chattel Mortgage
4	11/2020	08/2022	85,150.75 AUD	88,290.47 AUD	26,227.05 AUD	- AUD	26,227.05 AUD	30.80%	New South Wales	Used	AUDI	Consumer Loan
5	03/2021	09/2022	29,185.09 AUD	28,877.00 AUD	5,729.99 AUD	- AUD	5,729.99 AUD	19.63%	Queensland	Used	AUDI	Chattel Mortgage
6	08/2021	09/2022	58,243.78 AUD	60,601.34 AUD	60,349.38 AUD	36,209.38 AUD	24,140.01 AUD	41.45%	New South Wales	New	VOLVO	Consumer Loan
7	05/2017	10/2022	10,198.36 AUD	5,937.71 AUD	5,937.71 AUD	500.00 AUD	5,437.71 AUD	53.32%	Western Australia	New	VOLKSWAGEN	Consumer Loan
8	04/2021	11/2022	112,949.37 AUD	113,836.61 AUD	113,836.61 AUD	- AUD	113,836.61 AUD	101.32%	New South Wales	Used	MERCEDES-BENZ	Chattel Mortgage
9	06/2021	11/2022	42,591.10 AUD	36,678.72 AUD	30,861.82 AUD	5,000.00 AUD	25,861.82 AUD	60.72%	Queensland	Used	FORD	Chattel Mortgage
10	02/2020	12/2022	6,960.28 AUD	6,286.99 AUD	364.85 AUD	(135.89) AUD	500.74 AUD	7.19%	Queensland	Used	NISSAN	Chattel Mortgage
11	08/2021	12/2022	68,340.09 AUD	61,509.66 AUD	25,863.78 AUD	- AUD	25,863.78 AUD	37.85%	Victoria	New	FIAT	Chattel Mortgage
12	06/2021	01/2023	137,978.86 AUD	128,630.77 AUD	16,307.35 AUD	8,000.00 AUD	8,307.35 AUD	6.03%	Western Australia	New	BMW	Chattel Mortgage
13	07/2021	01/2023	21,033.51 AUD	17,507.31 AUD	9,148.55 AUD	- AUD	9,148.55 AUD	43.50%	Western Australia	Used	MITSUBISHI	Chattel Mortgage
14	07/2020	02/2023	34,078.73 AUD	31,217.40 AUD	31,217.40 AUD	(630.38) AUD	31,847.78 AUD	93.45%	Western Australia	Used	LAND ROVER	Chattel Mortgage
15	04/2021	02/2023	134,870.02 AUD	127,011.64 AUD	30,835.00 AUD	- AUD	30,835.00 AUD	22.86%	New South Wales	New	LAND ROVER	Chattel Mortgage
16	06/2021	02/2023	21,670.84 AUD	17,957.85 AUD	6,220.30 AUD	(450.03) AUD	6,670.33 AUD	30.78%	Western Australia	Used	MITSUBISHI	Chattel Mortgage
17	11/2017	03/2023	59,857.70 AUD	47,352.50 AUD	47,352.50 AUD	(2,665.00) AUD	50,017.50 AUD	83.56%	New South Wales	Used	MASERATI	Chattel Mortgage
18	06/2020	04/2023	34,408.76 AUD	36,349.31 AUD	36,218.47 AUD	35,130.08 AUD	1,088.39 AUD	3.16%	New South Wales	Used	FORD	Chattel Mortgage
19	10/2020	04/2023	34,899.55 AUD	34,632.58 AUD	34,501.40 AUD	(1,508.75) AUD	36,008.15 AUD	103.21%	Victoria	Used	TOYOTA	Chattel Mortgage
20	04/2021	04/2023	20,917.22 AUD	18,794.44 AUD	3,489.95 AUD	- AUD	3,489.95 AUD	16.68%	Western Australia	Used	HYUNDAI	Chattel Mortgage
21	04/2021	04/2023	56,000.23 AUD	50,928.95 AUD	10,215.56 AUD	- AUD	10,215.56 AUD	18.24%	Queensland	New	HYUNDAI	Chattel Mortgage
22	06/2021	04/2023	63,143.63 AUD	51,309.14 AUD	11,590.86 AUD	- AUD	11,590.86 AUD	18.36%	Queensland	New	VOLKSWAGEN	Chattel Mortgage
23	06/2021	04/2023	33,941.35 AUD	29,675.05 AUD	11,530.95 AUD	- AUD	11,530.95 AUD	33.97%	Queensland	New	LDV	Chattel Mortgage
24	06/2021	04/2023	42,351.38 AUD	35,639.27 AUD	12,219.31 AUD	- AUD	12,219.31 AUD	28.85%	New South Wales	Used	LAND ROVER	Chattel Mortgage
25	08/2021	04/2023	35,197.90 AUD	33,592.55 AUD	33,592.55 AUD	(2,665.00) AUD	36,257.55 AUD	103.01%	Victoria	Used	SUBARU	Chattel Mortgage
26	11/2017	05/2023	19,855.82 AUD	642.26 AUD	642.26 AUD	677.26 AUD	(35.00) AUD	-3.65%	Victoria	New	HOLDEN	Chattel Mortgage
27	12/2017	05/2023	9,408.39 AUD	1,718.06 AUD	1,218.06 AUD	1,592.55 AUD	(374.49) AUD	-3.98%	New South Wales	New	SUBARU	Consumer Loan
28	04/2021	05/2023	132,785.53 AUD	119,022.20 AUD	20,425.85 AUD	- AUD	20,425.85 AUD	15.38%	Queensland	New	LAND ROVER	Chattel Mortgage
29	04/2021	05/2023	11,040.86 AUD	8,366.08 AUD	3,240.63 AUD	(35.00) AUD	3,275.63 AUD	29.67%	New South Wales	Used	FORD	Chattel Mortgage
30	08/2021	05/2023	34,554.47 AUD	31,687.17 AUD	10,165.17 AUD	- AUD	10,165.17 AUD	29.42%	Queensland	New	TOYOTA	Chattel Mortgage
31	08/2021	05/2023	159,445.98 AUD	143,686.80 AUD	143,686.80 AUD	53,965.68 AUD	89,721.12 AUD	56.27%	Queensland	Used	LAMBORGHINI	Chattel Mortgage
32	12/2017	06/2023	12,248.43 AUD	907.44 AUD	907.44 AUD	- AUD	907.44 AUD	7.41%	New South Wales	Used	NISSAN	Consumer Loan
33	04/2020	06/2023	48,890.19 AUD	44,991.21 AUD	11,439.01 AUD	- AUD	11,439.01 AUD	23.40%	New South Wales	New	AUDI	Chattel Mortgage
34	07/2020	06/2023	147,698.03 AUD	134,108.56 AUD	134,108.56 AUD	- AUD	134,108.56 AUD	90.80%	Queensland	New	LAND ROVER	Chattel Mortgage
35	05/2021	06/2023	59,548.77 AUD	55,108.73 AUD	55,108.73 AUD	(126.25) AUD	55,234.98 AUD	92.76%	New South Wales	Used	MERCEDES-BENZ	Chattel Mortgage
36	08/2021	06/2023	36,259.44 AUD	31,326.62 AUD	31,326.62 AUD	- AUD	31,326.62 AUD	86.40%	Victoria	New	LDV	Chattel Mortgage
37	12/2016	07/2023	17,330.41 AUD	8,000.44 AUD	8,000.44 AUD	2,190.28 AUD	5,810.16 AUD	33.53%	Australian Capital Territory	New	HYUNDAI	Consumer Loan
38	01/2020	07/2023	22,880.78 AUD	19,963.72 AUD	19,963.72 AUD	- AUD	19,963.72 AUD	85.50%	South Australia	Used	VOLKSWAGEN	Chattel Mortgage
39	08/2020	07/2023	166,961.45 AUD	171,370.95 AUD	171,370.95 AUD	- AUD	171,370.95 AUD	103.64%	Victoria	New	MASERATI	Chattel Mortgage
40	08/2020	07/2023	47,069.88 AUD	31,692.48 AUD	19,881.05 AUD	- AUD	19,881.05 AUD	42.24%	Tasmania	Used	VOLKSWAGEN	Chattel Mortgage
41	12/2020	07/2023	47,370.40 AUD	38,920.03 AUD	12,692.63 AUD	- AUD	12,692.63 AUD	26.79%	Victoria	Used	FORD	Consumer Loan
42	04/2021	07/2023	48,298.51 AUD	32,546.11 AUD	32,546.11 AUD	(307.50) AUD	32,853.61 AUD	68.02%	Victoria	New	VOLKSWAGEN	Chattel Mortgage
43	05/2021	07/2023	38,024.39 AUD	32,550.77 AUD	32,550.77 AUD	- AUD	32,550.77 AUD	85.60%	Victoria	Used	LDV	Chattel Mortgage
44	06/2021	07/2023	45,449.19 AUD	36,413.10 AUD	36,413.10 AUD	(891.28) AUD	37,304.38 AUD	82.08%	South Australia	Used	AUDI	Consumer Loan
45	06/2020	09/2023	13,851.23 AUD	9,151.69 AUD	9,151.69 AUD	- AUD	9,151.69 AUD	66.07%	New South Wales	Used	TOYOTA	Chattel Mortgage
46	07/2020	09/2023	25,345.08 AUD	18,861.59 AUD	18,861.59 AUD	- AUD	18,861.59 AUD	75.25%	Western Australia	Used	MITSUBISHI	Chattel Mortgage
47	07/2021	09/2023	21,834.44 AUD	3,617.68 AUD	3,617.68 AUD	- AUD	3,617.68 AUD	16.57%	Tasmania	Used	MERCEDES-BENZ	Chattel Mortgage
Total	47		2,406,603.29 AUD	2,130,377.99 AUD	1,382,709.46 AUD	161,027.13 AUD	1,228,882.35 AUD					

Contract Level Data Net Salvage Recoveries By Contract By Month

No.	Month / Year of Origination	Month / Year of Net Salvage	Nov-21	Dec-21	Jan-22	Feb-22	Mar-22	Apr-22	May-22	Jun-22	Jul-22	Aug-22	Sep-22	Oct-22
1	02/2021	07/2022	- AUD	- AUD	- AUD	- AUD	- AUD	- AUD	- AUD	- AUD	- AUD	- AUD	- AUD	- AUD
2	04/2017	08/2022	- AUD	- AUD	- AUD	- AUD	- AUD	- AUD	- AUD	- AUD	- AUD	- AUD	- AUD	- AUD
3	09/2020	08/2022	- AUD	- AUD	- AUD	- AUD	- AUD	- AUD	- AUD	- AUD	- AUD	- AUD	(871.25) AUD	21,718.38 AUD
4	11/2020	08/2022	- AUD	- AUD	- AUD	- AUD	- AUD	- AUD	- AUD	- AUD	- AUD	- AUD	- AUD	- AUD
5	03/2021	08/2022	- AUD	- AUD	- AUD	- AUD	- AUD	- AUD	- AUD	- AUD	- AUD	- AUD	- AUD	- AUD
6	08/2021	09/2022	- AUD	- AUD	- AUD	- AUD	- AUD	- AUD	- AUD	- AUD	- AUD	- AUD	- AUD	(656.00) AUD
7	05/2017	10/2022	- AUD	- AUD	- AUD	- AUD	- AUD	- AUD	- AUD	- AUD	- AUD	- AUD	- AUD	- AUD
8	04/2021	11/2022	- AUD	- AUD	- AUD	- AUD	- AUD	- AUD	- AUD	- AUD	- AUD	- AUD	- AUD	- AUD
9	06/2021	11/2022	- AUD	- AUD	- AUD	- AUD	- AUD	- AUD	- AUD	- AUD	- AUD	- AUD	- AUD	- AUD
10	02/2020	12/2022	- AUD	- AUD	- AUD	- AUD	- AUD	- AUD	- AUD	- AUD	- AUD	- AUD	- AUD	- AUD
11	08/2021	12/2022	- AUD	- AUD	- AUD	- AUD	- AUD	- AUD	- AUD	- AUD	- AUD	- AUD	- AUD	- AUD
12	06/2021	01/2023	- AUD	- AUD	- AUD	- AUD	- AUD	- AUD	- AUD	- AUD	- AUD	- AUD	- AUD	- AUD
13	07/2021	01/2023	- AUD	- AUD	- AUD	- AUD	- AUD	- AUD	- AUD	- AUD	- AUD	- AUD	- AUD	- AUD
14	07/2020	02/2023	- AUD	- AUD	- AUD	- AUD	- AUD	- AUD	- AUD	- AUD	- AUD	- AUD	- AUD	- AUD
15	04/2021	02/2023	- AUD	- AUD	- AUD	- AUD	- AUD	- AUD	- AUD	- AUD	- AUD	- AUD	- AUD	- AUD
16	06/2021	02/2023	- AUD	- AUD	- AUD	- AUD	- AUD	- AUD	- AUD	- AUD	- AUD	- AUD	- AUD	- AUD
17	11/2017	03/2023	- AUD	- AUD	- AUD	- AUD	- AUD	- AUD	- AUD	- AUD	- AUD	- AUD	- AUD	- AUD
18	06/2020	04/2023	- AUD	- AUD	- AUD	- AUD	- AUD	- AUD	- AUD	- AUD	- AUD	- AUD	- AUD	- AUD
19	10/2020	04/2023	- AUD	- AUD	- AUD	- AUD	- AUD	- AUD	- AUD	- AUD	- AUD	- AUD	- AUD	- AUD
20	04/2021	04/2023	- AUD	- AUD	- AUD	- AUD	- AUD	- AUD	- AUD	- AUD	- AUD	- AUD	- AUD	- AUD
21	04/2021	04/2023	- AUD	- AUD	- AUD	- AUD	- AUD	- AUD	- AUD	- AUD	- AUD	- AUD	- AUD	- AUD
22	06/2021	04/2023	- AUD	- AUD	- AUD	- AUD	- AUD	- AUD	- AUD	- AUD	- AUD	- AUD	- AUD	- AUD
23	06/2021	04/2023	- AUD	- AUD	- AUD	- AUD	- AUD	- AUD	- AUD	- AUD	- AUD	- AUD	- AUD	- AUD
24	06/2021	04/2023	- AUD	- AUD	- AUD	- AUD	- AUD	- AUD	- AUD	- AUD	- AUD	- AUD	- AUD	- AUD
25	08/2021	04/2023	- AUD	- AUD	- AUD	- AUD	- AUD	- AUD	- AUD	- AUD	- AUD	- AUD	- AUD	- AUD
26	11/2017	05/2023	- AUD	- AUD	- AUD	- AUD	- AUD	- AUD	- AUD	- AUD	- AUD	- AUD	- AUD	- AUD
27	12/2017	05/2023	- AUD	- AUD	- AUD	- AUD	- AUD	- AUD	- AUD	- AUD	- AUD	- AUD	- AUD	- AUD
28	04/2021	05/2023	- AUD	- AUD	- AUD	- AUD	- AUD	- AUD	- AUD	- AUD	- AUD	- AUD	- AUD	- AUD
29	04/2021	05/2023	- AUD	- AUD	- AUD	- AUD	- AUD	- AUD	- AUD	- AUD	- AUD	- AUD	- AUD	- AUD
30	08/2021	05/2023	- AUD	- AUD	- AUD	- AUD	- AUD	- AUD	- AUD	- AUD	- AUD	- AUD	- AUD	- AUD
31	08/2021	05/2023	- AUD	- AUD	- AUD	- AUD	- AUD	- AUD	- AUD	- AUD	- AUD	- AUD	- AUD	- AUD
32	12/2017	06/2023	- AUD	- AUD	- AUD	- AUD	- AUD	- AUD	- AUD	- AUD	- AUD	- AUD	- AUD	- AUD
33	04/2020	06/2023	- AUD	- AUD	- AUD	- AUD	- AUD	- AUD	- AUD	- AUD	- AUD	- AUD	- AUD	- AUD
34	07/2020	06/2023	- AUD	- AUD	- AUD	- AUD	- AUD	- AUD	- AUD	- AUD	- AUD	- AUD	- AUD	- AUD
35	05/2021	06/2023	- AUD	- AUD	- AUD	- AUD	- AUD	- AUD	- AUD	- AUD	- AUD	- AUD	- AUD	- AUD
36	08/2021	06/2023	- AUD	- AUD	- AUD	- AUD	- AUD	- AUD	- AUD	- AUD	- AUD	- AUD	- AUD	- AUD
37	12/2016	07/2023	- AUD	- AUD	- AUD	- AUD	- AUD	- AUD	- AUD	- AUD	- AUD	- AUD	- AUD	- AUD
38	07/2020	07/2023	- AUD	- AUD	- AUD	- AUD	- AUD	- AUD	- AUD	- AUD	- AUD	- AUD	- AUD	- AUD
39	08/2020	07/2023	- AUD	- AUD	- AUD	- AUD	- AUD	- AUD	- AUD	- AUD	- AUD	- AUD	- AUD	- AUD
40	08/2020	07/2023	- AUD	- AUD	- AUD	- AUD	- AUD	- AUD	- AUD	- AUD	- AUD	- AUD	- AUD	- AUD
41	12/2020	07/2023	- AUD	- AUD	- AUD	- AUD	- AUD	- AUD	- AUD	- AUD	- AUD	- AUD	- AUD	- AUD
42	04/2021	07/2023	- AUD	- AUD	- AUD	- AUD	- AUD	- AUD	- AUD	- AUD	- AUD	- AUD	- AUD	- AUD
43	05/2021	07/2023	- AUD	- AUD	- AUD	- AUD	- AUD	- AUD	- AUD	- AUD	- AUD	- AUD	- AUD	- AUD
44	06/2021	07/2023	- AUD	- AUD	- AUD	- AUD	- AUD	- AUD	- AUD	- AUD	- AUD	- AUD	- AUD	- AUD
45	06/2020	08/2023	- AUD	- AUD	- AUD	- AUD	- AUD	- AUD	- AUD	- AUD	- AUD	- AUD	- AUD	- AUD
46	07/2020	08/2023	- AUD	- AUD	- AUD	- AUD	- AUD	- AUD	- AUD	- AUD	- AUD	- AUD	- AUD	- AUD
47	07/2021	09/2023	- AUD	- AUD	- AUD	- AUD	- AUD	- AUD	- AUD	- AUD	- AUD	- AUD	- AUD	- AUD
Total	47		- AUD	- AUD	- AUD	- AUD	- AUD	- AUD	- AUD	- AUD	- AUD	- AUD	(871.25) AUD	21,662.38 AUD

Contract Level Data **Net Salvage Recoveries By Contract By Month**

No.	Month / Year of Origination	Month / Year of Net Salvage	Nov-22	Dec-22	Jan-23	Feb-23	Mar-23	Apr-23	May-23	Jun-23	Jul-23	Aug-23	Sep-23	Oct-23
1	02/2021	07/2022	- AUD	- AUD	- AUD	- AUD	- AUD	- AUD	- AUD	- AUD	- AUD	- AUD	- AUD	- AUD
2	04/2017	08/2022	100.00 AUD	- AUD	2,282.04 AUD	- AUD	- AUD	- AUD	- AUD	- AUD	- AUD	- AUD	- AUD	- AUD
3	09/2020	08/2022	- AUD	- AUD	3,074.56 AUD	- AUD	- AUD	- AUD	- AUD	- AUD	- AUD	- AUD	871.25 AUD	- AUD
4	11/2020	08/2022	- AUD	- AUD	- AUD	- AUD	- AUD	- AUD	- AUD	- AUD	- AUD	- AUD	- AUD	- AUD
5	03/2021	08/2022	- AUD	- AUD	- AUD	- AUD	- AUD	- AUD	- AUD	- AUD	- AUD	- AUD	- AUD	- AUD
6	08/2021	09/2022	- AUD	- AUD	- AUD	- AUD	- AUD	- AUD	- AUD	36,865.38 AUD	- AUD	- AUD	- AUD	- AUD
7	05/2017	10/2022	- AUD	- AUD	- AUD	- AUD	- AUD	- AUD	(1,296.63) AUD	- AUD	- AUD	- AUD	1,796.63 AUD	- AUD
8	04/2021	11/2022	- AUD	- AUD	- AUD	- AUD	- AUD	- AUD	- AUD	- AUD	- AUD	- AUD	- AUD	- AUD
9	06/2021	11/2022	- AUD	- AUD	- AUD	1,000.00 AUD	1,000.00 AUD	1,000.00 AUD	1,000.00 AUD	1,000.00 AUD	- AUD	- AUD	- AUD	- AUD
10	02/2020	12/2022	- AUD	- AUD	(135.89) AUD	- AUD	- AUD	- AUD	- AUD	- AUD	- AUD	- AUD	- AUD	- AUD
11	08/2021	12/2022	- AUD	- AUD	- AUD	- AUD	- AUD	- AUD	- AUD	- AUD	- AUD	- AUD	- AUD	- AUD
12	06/2021	01/2023	- AUD	- AUD	- AUD	8,000.00 AUD	- AUD	- AUD	- AUD	- AUD	- AUD	- AUD	- AUD	- AUD
13	07/2021	01/2023	- AUD	- AUD	- AUD	- AUD	- AUD	- AUD	- AUD	- AUD	- AUD	- AUD	- AUD	- AUD
14	07/2020	02/2023	- AUD	- AUD	- AUD	- AUD	- AUD	- AUD	- AUD	(630.38) AUD	- AUD	- AUD	- AUD	- AUD
15	04/2021	02/2023	- AUD	- AUD	- AUD	- AUD	- AUD	- AUD	- AUD	- AUD	- AUD	- AUD	- AUD	- AUD
16	06/2021	02/2023	- AUD	- AUD	- AUD	- AUD	(450.03) AUD	- AUD	- AUD	- AUD	- AUD	- AUD	- AUD	- AUD
17	11/2017	03/2023	- AUD	- AUD	- AUD	- AUD	- AUD	(2,668.00) AUD	- AUD	- AUD	- AUD	- AUD	- AUD	- AUD
18	06/2020	04/2023	- AUD	- AUD	- AUD	- AUD	- AUD	(2,902.61) AUD	- AUD	- AUD	26,308.18 AUD	8,821.90 AUD	2,902.61 AUD	- AUD
19	10/2020	04/2023	- AUD	- AUD	- AUD	- AUD	- AUD	- AUD	- AUD	(1,230.00) AUD	- AUD	(276.75) AUD	- AUD	- AUD
20	04/2021	04/2023	- AUD	- AUD	- AUD	- AUD	- AUD	- AUD	- AUD	- AUD	- AUD	- AUD	- AUD	- AUD
21	04/2021	04/2023	- AUD	- AUD	- AUD	- AUD	- AUD	- AUD	- AUD	- AUD	- AUD	- AUD	- AUD	- AUD
22	06/2021	04/2023	- AUD	- AUD	- AUD	- AUD	- AUD	- AUD	- AUD	- AUD	- AUD	- AUD	- AUD	- AUD
23	06/2021	04/2023	- AUD	- AUD	- AUD	- AUD	- AUD	- AUD	- AUD	- AUD	- AUD	- AUD	- AUD	- AUD
24	06/2021	04/2023	- AUD	- AUD	- AUD	- AUD	- AUD	- AUD	- AUD	- AUD	- AUD	- AUD	- AUD	- AUD
25	08/2021	04/2023	- AUD	- AUD	- AUD	- AUD	- AUD	- AUD	- AUD	- AUD	- AUD	(2,665.00) AUD	- AUD	- AUD
26	11/2017	05/2023	- AUD	- AUD	- AUD	- AUD	- AUD	- AUD	- AUD	677.26 AUD	- AUD	- AUD	- AUD	- AUD
27	12/2017	05/2023	- AUD	- AUD	- AUD	- AUD	- AUD	500.00 AUD	300.00 AUD	492.55 AUD	- AUD	- AUD	- AUD	- AUD
28	04/2021	05/2023	- AUD	- AUD	- AUD	- AUD	- AUD	- AUD	- AUD	- AUD	- AUD	- AUD	- AUD	- AUD
29	04/2021	05/2023	- AUD	- AUD	- AUD	- AUD	- AUD	- AUD	- AUD	- AUD	- AUD	- AUD	(35.00) AUD	- AUD
30	08/2021	05/2023	- AUD	- AUD	- AUD	- AUD	- AUD	- AUD	- AUD	- AUD	- AUD	- AUD	- AUD	- AUD
31	08/2021	05/2023	- AUD	- AUD	- AUD	- AUD	- AUD	- AUD	- AUD	- AUD	- AUD	- AUD	53,965.68 AUD	- AUD
32	12/2017	06/2023	- AUD	- AUD	- AUD	- AUD	- AUD	- AUD	- AUD	- AUD	- AUD	- AUD	- AUD	- AUD
33	04/2020	06/2023	- AUD	- AUD	- AUD	- AUD	- AUD	- AUD	- AUD	- AUD	- AUD	- AUD	- AUD	- AUD
34	07/2020	06/2023	- AUD	- AUD	- AUD	- AUD	- AUD	- AUD	- AUD	- AUD	- AUD	- AUD	- AUD	- AUD
35	05/2021	06/2023	- AUD	- AUD	- AUD	- AUD	- AUD	- AUD	- AUD	- AUD	- AUD	- AUD	(126.23) AUD	- AUD
36	08/2021	06/2023	- AUD	- AUD	- AUD	- AUD	- AUD	- AUD	- AUD	- AUD	- AUD	- AUD	- AUD	- AUD
37	12/2016	07/2023	- AUD	- AUD	- AUD	- AUD	- AUD	- AUD	- AUD	- AUD	- AUD	400.00 AUD	1,790.28 AUD	- AUD
38	07/2020	07/2023	- AUD	- AUD	- AUD	- AUD	- AUD	- AUD	- AUD	- AUD	- AUD	- AUD	- AUD	- AUD
39	08/2020	07/2023	- AUD	- AUD	- AUD	- AUD	- AUD	- AUD	- AUD	- AUD	- AUD	- AUD	- AUD	- AUD
40	08/2020	07/2023	- AUD	- AUD	- AUD	- AUD	- AUD	- AUD	- AUD	- AUD	- AUD	- AUD	- AUD	- AUD
41	12/2020	07/2023	- AUD	- AUD	- AUD	- AUD	- AUD	- AUD	- AUD	- AUD	- AUD	- AUD	- AUD	- AUD
42	04/2021	07/2023	- AUD	- AUD	- AUD	- AUD	- AUD	- AUD	- AUD	- AUD	- AUD	(307.50) AUD	- AUD	- AUD
43	05/2021	07/2023	- AUD	- AUD	- AUD	- AUD	- AUD	- AUD	- AUD	- AUD	- AUD	- AUD	- AUD	- AUD
44	06/2021	07/2023	- AUD	- AUD	- AUD	- AUD	- AUD	- AUD	- AUD	- AUD	- AUD	- AUD	(891.28) AUD	- AUD
45	06/2020	09/2023	- AUD	- AUD	- AUD	- AUD	- AUD	- AUD	- AUD	- AUD	- AUD	- AUD	- AUD	- AUD
46	07/2020	09/2023	- AUD	- AUD	- AUD	- AUD	- AUD	- AUD	- AUD	- AUD	- AUD	- AUD	- AUD	- AUD
47	07/2021	09/2023	- AUD	- AUD	- AUD	- AUD	- AUD	- AUD	- AUD	- AUD	- AUD	- AUD	- AUD	- AUD
Total	47		100.00 AUD	- AUD	5,220.71 AUD	9,000.00 AUD	549.97 AUD	(1,665.00) AUD	(2,699.24) AUD	36,982.26 AUD	26,608.18 AUD	6,465.20 AUD	60,273.92 AUD	- AUD

Contract Level Data

Net Salvage Recoveries By Contract By Month

#REF!

No.	Month / Year of Origination	Month / Year of Net Salvage	Nov-23	Dec-23	Jan-24	Feb-24	Mar-24	Apr-24	May-24	Jun-24	Jul-24	Aug-24	Sep-24	Oct-24
1	02/2021	07/2022	- AUD	- AUD	- AUD	- AUD	- AUD	- AUD	- AUD	- AUD	- AUD	- AUD	- AUD	- AUD
2	09/2017	08/2022	- AUD	- AUD	- AUD	- AUD	- AUD	- AUD	- AUD	- AUD	- AUD	- AUD	- AUD	- AUD
3	09/2020	08/2022	- AUD	- AUD	- AUD	- AUD	- AUD	- AUD	- AUD	- AUD	- AUD	- AUD	- AUD	- AUD
4	11/2020	08/2022	- AUD	- AUD	- AUD	- AUD	- AUD	- AUD	- AUD	- AUD	- AUD	- AUD	- AUD	- AUD
5	03/2021	08/2022	- AUD	- AUD	- AUD	- AUD	- AUD	- AUD	- AUD	- AUD	- AUD	- AUD	- AUD	- AUD
6	08/2021	09/2022	- AUD	- AUD	- AUD	- AUD	- AUD	- AUD	- AUD	- AUD	- AUD	- AUD	- AUD	- AUD
7	05/2017	10/2022	- AUD	- AUD	- AUD	- AUD	- AUD	- AUD	- AUD	- AUD	- AUD	- AUD	- AUD	- AUD
8	04/2021	11/2022	- AUD	- AUD	- AUD	- AUD	- AUD	- AUD	- AUD	- AUD	- AUD	- AUD	- AUD	- AUD
9	06/2021	11/2022	- AUD	- AUD	- AUD	- AUD	- AUD	- AUD	- AUD	- AUD	- AUD	- AUD	- AUD	- AUD
10	02/2020	12/2022	- AUD	- AUD	- AUD	- AUD	- AUD	- AUD	- AUD	- AUD	- AUD	- AUD	- AUD	- AUD
11	08/2021	12/2022	- AUD	- AUD	- AUD	- AUD	- AUD	- AUD	- AUD	- AUD	- AUD	- AUD	- AUD	- AUD
12	06/2021	01/2023	- AUD	- AUD	- AUD	- AUD	- AUD	- AUD	- AUD	- AUD	- AUD	- AUD	- AUD	- AUD
13	07/2021	01/2023	- AUD	- AUD	- AUD	- AUD	- AUD	- AUD	- AUD	- AUD	- AUD	- AUD	- AUD	- AUD
14	07/2020	02/2023	- AUD	- AUD	- AUD	- AUD	- AUD	- AUD	- AUD	- AUD	- AUD	- AUD	- AUD	- AUD
15	04/2021	02/2023	- AUD	- AUD	- AUD	- AUD	- AUD	- AUD	- AUD	- AUD	- AUD	- AUD	- AUD	- AUD
16	06/2021	02/2023	- AUD	- AUD	- AUD	- AUD	- AUD	- AUD	- AUD	- AUD	- AUD	- AUD	- AUD	- AUD
17	11/2017	03/2023	- AUD	- AUD	- AUD	- AUD	- AUD	- AUD	- AUD	- AUD	- AUD	- AUD	- AUD	- AUD
18	06/2020	04/2023	- AUD	- AUD	- AUD	- AUD	- AUD	- AUD	- AUD	- AUD	- AUD	- AUD	- AUD	- AUD
19	10/2020	04/2023	- AUD	- AUD	- AUD	- AUD	- AUD	- AUD	- AUD	- AUD	- AUD	- AUD	- AUD	- AUD
20	04/2021	04/2023	- AUD	- AUD	- AUD	- AUD	- AUD	- AUD	- AUD	- AUD	- AUD	- AUD	- AUD	- AUD
21	04/2021	04/2023	- AUD	- AUD	- AUD	- AUD	- AUD	- AUD	- AUD	- AUD	- AUD	- AUD	- AUD	- AUD
22	06/2021	04/2023	- AUD	- AUD	- AUD	- AUD	- AUD	- AUD	- AUD	- AUD	- AUD	- AUD	- AUD	- AUD
23	06/2021	04/2023	- AUD	- AUD	- AUD	- AUD	- AUD	- AUD	- AUD	- AUD	- AUD	- AUD	- AUD	- AUD
24	06/2021	04/2023	- AUD	- AUD	- AUD	- AUD	- AUD	- AUD	- AUD	- AUD	- AUD	- AUD	- AUD	- AUD
25	08/2021	04/2023	- AUD	- AUD	- AUD	- AUD	- AUD	- AUD	- AUD	- AUD	- AUD	- AUD	- AUD	- AUD
26	11/2017	05/2023	- AUD	- AUD	- AUD	- AUD	- AUD	- AUD	- AUD	- AUD	- AUD	- AUD	- AUD	- AUD
27	12/2017	05/2023	- AUD	- AUD	- AUD	- AUD	- AUD	- AUD	- AUD	- AUD	- AUD	- AUD	- AUD	- AUD
28	04/2021	05/2023	- AUD	- AUD	- AUD	- AUD	- AUD	- AUD	- AUD	- AUD	- AUD	- AUD	- AUD	- AUD
29	04/2021	05/2023	- AUD	- AUD	- AUD	- AUD	- AUD	- AUD	- AUD	- AUD	- AUD	- AUD	- AUD	- AUD
30	08/2021	05/2023	- AUD	- AUD	- AUD	- AUD	- AUD	- AUD	- AUD	- AUD	- AUD	- AUD	- AUD	- AUD
31	08/2021	05/2023	- AUD	- AUD	- AUD	- AUD	- AUD	- AUD	- AUD	- AUD	- AUD	- AUD	- AUD	- AUD
32	12/2017	06/2023	- AUD	- AUD	- AUD	- AUD	- AUD	- AUD	- AUD	- AUD	- AUD	- AUD	- AUD	- AUD
33	04/2020	06/2023	- AUD	- AUD	- AUD	- AUD	- AUD	- AUD	- AUD	- AUD	- AUD	- AUD	- AUD	- AUD
34	07/2020	06/2023	- AUD	- AUD	- AUD	- AUD	- AUD	- AUD	- AUD	- AUD	- AUD	- AUD	- AUD	- AUD
35	05/2021	06/2023	- AUD	- AUD	- AUD	- AUD	- AUD	- AUD	- AUD	- AUD	- AUD	- AUD	- AUD	- AUD
36	08/2021	06/2023	- AUD	- AUD	- AUD	- AUD	- AUD	- AUD	- AUD	- AUD	- AUD	- AUD	- AUD	- AUD
37	12/2016	07/2023	- AUD	- AUD	- AUD	- AUD	- AUD	- AUD	- AUD	- AUD	- AUD	- AUD	- AUD	- AUD
38	07/2020	07/2023	- AUD	- AUD	- AUD	- AUD	- AUD	- AUD	- AUD	- AUD	- AUD	- AUD	- AUD	- AUD
39	08/2020	07/2023	- AUD	- AUD	- AUD	- AUD	- AUD	- AUD	- AUD	- AUD	- AUD	- AUD	- AUD	- AUD
40	08/2020	07/2023	- AUD	- AUD	- AUD	- AUD	- AUD	- AUD	- AUD	- AUD	- AUD	- AUD	- AUD	- AUD
41	12/2020	07/2023	- AUD	- AUD	- AUD	- AUD	- AUD	- AUD	- AUD	- AUD	- AUD	- AUD	- AUD	- AUD
42	04/2021	07/2023	- AUD	- AUD	- AUD	- AUD	- AUD	- AUD	- AUD	- AUD	- AUD	- AUD	- AUD	- AUD
43	05/2021	07/2023	- AUD	- AUD	- AUD	- AUD	- AUD	- AUD	- AUD	- AUD	- AUD	- AUD	- AUD	- AUD
44	06/2021	07/2023	- AUD	- AUD	- AUD	- AUD	- AUD	- AUD	- AUD	- AUD	- AUD	- AUD	- AUD	- AUD
45	06/2020	08/2023	- AUD	- AUD	- AUD	- AUD	- AUD	- AUD	- AUD	- AUD	- AUD	- AUD	- AUD	- AUD
46	07/2020	08/2023	- AUD	- AUD	- AUD	- AUD	- AUD	- AUD	- AUD	- AUD	- AUD	- AUD	- AUD	- AUD
47	07/2021	09/2023	- AUD	- AUD	- AUD	- AUD	- AUD	- AUD	- AUD	- AUD	- AUD	- AUD	- AUD	- AUD
Total	47		- AUD	- AUD	- AUD	- AUD	- AUD	- AUD	- AUD	- AUD	- AUD	- AUD	- AUD	- AUD

Contract Level Data **Net Salvage Recoveries By Contract By Month**

No.	Month / Year of Origination	Month / Year of Net Salvage	Nov-24	Dec-24	Jan-25	Feb-25	Mar-25	Apr-25	May-25	Jun-25	Jul-25	Aug-25
1	02/2021	07/2022	- AUD	- AUD	- AUD	- AUD	- AUD	- AUD	- AUD	- AUD	- AUD	- AUD
2	09/2017	08/2022	- AUD	- AUD	- AUD	- AUD	- AUD	- AUD	- AUD	- AUD	- AUD	- AUD
3	09/2020	08/2022	- AUD	- AUD	- AUD	- AUD	- AUD	- AUD	- AUD	- AUD	- AUD	- AUD
4	11/2020	08/2022	- AUD	- AUD	- AUD	- AUD	- AUD	- AUD	- AUD	- AUD	- AUD	- AUD
5	03/2021	08/2022	- AUD	- AUD	- AUD	- AUD	- AUD	- AUD	- AUD	- AUD	- AUD	- AUD
6	08/2021	09/2022	- AUD	- AUD	- AUD	- AUD	- AUD	- AUD	- AUD	- AUD	- AUD	- AUD
7	05/2017	10/2022	- AUD	- AUD	- AUD	- AUD	- AUD	- AUD	- AUD	- AUD	- AUD	- AUD
8	04/2021	11/2022	- AUD	- AUD	- AUD	- AUD	- AUD	- AUD	- AUD	- AUD	- AUD	- AUD
9	06/2021	11/2022	- AUD	- AUD	- AUD	- AUD	- AUD	- AUD	- AUD	- AUD	- AUD	- AUD
10	02/2020	12/2022	- AUD	- AUD	- AUD	- AUD	- AUD	- AUD	- AUD	- AUD	- AUD	- AUD
11	08/2021	12/2022	- AUD	- AUD	- AUD	- AUD	- AUD	- AUD	- AUD	- AUD	- AUD	- AUD
12	06/2021	01/2023	- AUD	- AUD	- AUD	- AUD	- AUD	- AUD	- AUD	- AUD	- AUD	- AUD
13	07/2021	01/2023	- AUD	- AUD	- AUD	- AUD	- AUD	- AUD	- AUD	- AUD	- AUD	- AUD
14	07/2020	02/2023	- AUD	- AUD	- AUD	- AUD	- AUD	- AUD	- AUD	- AUD	- AUD	- AUD
15	04/2021	02/2023	- AUD	- AUD	- AUD	- AUD	- AUD	- AUD	- AUD	- AUD	- AUD	- AUD
16	06/2021	02/2023	- AUD	- AUD	- AUD	- AUD	- AUD	- AUD	- AUD	- AUD	- AUD	- AUD
17	11/2017	03/2023	- AUD	- AUD	- AUD	- AUD	- AUD	- AUD	- AUD	- AUD	- AUD	- AUD
18	06/2020	04/2023	- AUD	- AUD	- AUD	- AUD	- AUD	- AUD	- AUD	- AUD	- AUD	- AUD
19	10/2020	04/2023	- AUD	- AUD	- AUD	- AUD	- AUD	- AUD	- AUD	- AUD	- AUD	- AUD
20	04/2021	04/2023	- AUD	- AUD	- AUD	- AUD	- AUD	- AUD	- AUD	- AUD	- AUD	- AUD
21	04/2021	04/2023	- AUD	- AUD	- AUD	- AUD	- AUD	- AUD	- AUD	- AUD	- AUD	- AUD
22	06/2021	04/2023	- AUD	- AUD	- AUD	- AUD	- AUD	- AUD	- AUD	- AUD	- AUD	- AUD
23	06/2021	04/2023	- AUD	- AUD	- AUD	- AUD	- AUD	- AUD	- AUD	- AUD	- AUD	- AUD
24	06/2021	04/2023	- AUD	- AUD	- AUD	- AUD	- AUD	- AUD	- AUD	- AUD	- AUD	- AUD
25	08/2021	04/2023	- AUD	- AUD	- AUD	- AUD	- AUD	- AUD	- AUD	- AUD	- AUD	- AUD
26	11/2017	05/2023	- AUD	- AUD	- AUD	- AUD	- AUD	- AUD	- AUD	- AUD	- AUD	- AUD
27	12/2017	05/2023	- AUD	- AUD	- AUD	- AUD	- AUD	- AUD	- AUD	- AUD	- AUD	- AUD
28	04/2021	05/2023	- AUD	- AUD	- AUD	- AUD	- AUD	- AUD	- AUD	- AUD	- AUD	- AUD
29	04/2021	05/2023	- AUD	- AUD	- AUD	- AUD	- AUD	- AUD	- AUD	- AUD	- AUD	- AUD
30	08/2021	05/2023	- AUD	- AUD	- AUD	- AUD	- AUD	- AUD	- AUD	- AUD	- AUD	- AUD
31	08/2021	05/2023	- AUD	- AUD	- AUD	- AUD	- AUD	- AUD	- AUD	- AUD	- AUD	- AUD
32	12/2017	06/2023	- AUD	- AUD	- AUD	- AUD	- AUD	- AUD	- AUD	- AUD	- AUD	- AUD
33	04/2020	06/2023	- AUD	- AUD	- AUD	- AUD	- AUD	- AUD	- AUD	- AUD	- AUD	- AUD
34	07/2020	06/2023	- AUD	- AUD	- AUD	- AUD	- AUD	- AUD	- AUD	- AUD	- AUD	- AUD
35	05/2021	06/2023	- AUD	- AUD	- AUD	- AUD	- AUD	- AUD	- AUD	- AUD	- AUD	- AUD
36	08/2021	06/2023	- AUD	- AUD	- AUD	- AUD	- AUD	- AUD	- AUD	- AUD	- AUD	- AUD
37	12/2016	07/2023	- AUD	- AUD	- AUD	- AUD	- AUD	- AUD	- AUD	- AUD	- AUD	- AUD
38	07/2020	07/2023	- AUD	- AUD	- AUD	- AUD	- AUD	- AUD	- AUD	- AUD	- AUD	- AUD
39	08/2020	07/2023	- AUD	- AUD	- AUD	- AUD	- AUD	- AUD	- AUD	- AUD	- AUD	- AUD
40	08/2020	07/2023	- AUD	- AUD	- AUD	- AUD	- AUD	- AUD	- AUD	- AUD	- AUD	- AUD
41	12/2020	07/2023	- AUD	- AUD	- AUD	- AUD	- AUD	- AUD	- AUD	- AUD	- AUD	- AUD
42	04/2021	07/2023	- AUD	- AUD	- AUD	- AUD	- AUD	- AUD	- AUD	- AUD	- AUD	- AUD
43	05/2021	07/2023	- AUD	- AUD	- AUD	- AUD	- AUD	- AUD	- AUD	- AUD	- AUD	- AUD
44	06/2021	07/2023	- AUD	- AUD	- AUD	- AUD	- AUD	- AUD	- AUD	- AUD	- AUD	- AUD
45	06/2020	08/2023	- AUD	- AUD	- AUD	- AUD	- AUD	- AUD	- AUD	- AUD	- AUD	- AUD
46	07/2020	08/2023	- AUD	- AUD	- AUD	- AUD	- AUD	- AUD	- AUD	- AUD	- AUD	- AUD
47	07/2021	09/2023	- AUD	- AUD	- AUD	- AUD	- AUD	- AUD	- AUD	- AUD	- AUD	- AUD
Total	47		- AUD	- AUD	- AUD	- AUD	- AUD	- AUD	- AUD	- AUD	- AUD	- AUD