



Quarterly Activities Report

For the period ended 30 September 2023

1. OVERVIEW

Australia United Mining Limited (“the Company” or “AYM”) holds tenure over three projects in New South Wales and Queensland as illustrated in Figure 1, all of which contain prospects with targets identified. Three of the projects show evidence of significant historical gold production.

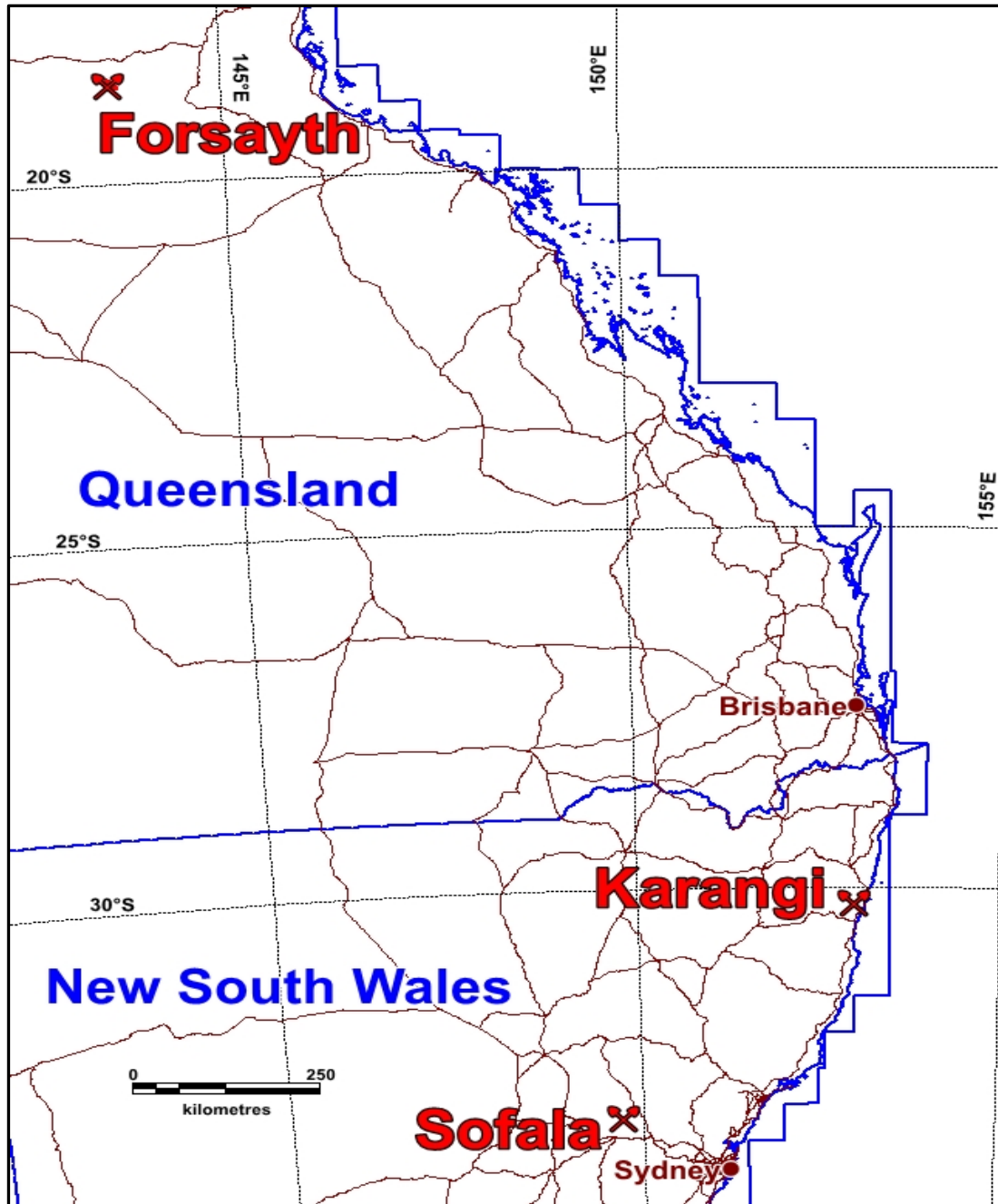


Figure 1: Location of AYM Projects

2. EXPLORATION ACTIVITIES IN NEW SOUTH WALES

2.1 SOFALA – EL 7423 (Joint Venture with MinRex Resources)

Sofala Project is located approximately 30km north of Bathurst in the central west of New South Wales and covers a portion of Sofala Volcanics and younger sediments on the eastern side of the Hill End Trough. The area is host to a large number of vein style gold occurrences especially within the central portion of the project and these are likely to be the source area for much of the alluvial gold historically mined about the villages of Sofala and Wattle Flat and along the Turon River. Hard-rock gold workings occur at Surface Hill, the Queenslander mine, Solitary Reef and other locations.

AYM has executed a Joint Venture Agreement with MinRex Resources Limited (ASX: MRR) to develop EL7423, which is part of MRR's Sofala Gold Project in New South Wales. Under the Joint Venture Agreement, MRR is the Joint Venture Operator and agrees on sole funding of \$2,250,000 exploration expenditure for the right to acquire up to 80% interest in EL7423.

After the establishment of the Joint Venture Agreement, MRR conducted various exploration work programs with promising results on its Sofala Gold Project. MRR announced that compilation of all the historical data (geochemical and drilling) had commenced across its Sofala gold projects.

Mining Exploration Activities for the Quarter

Refer to MRR's market announcements on the development of Sofala Project.

2.2 KARANGI – EL 8402 (100% AYM)

Karangi Project is located approximately 10kms north-west of Coffs Harbour and approximately 500 kms north of Sydney. The tenement is located within densely vegetated and topographically steep State Forest but the area is considered to have potential for epigenetic vein, stratabound massive sulphide and exhalative-hosted gold and base metals deposits. There are a very large number of gold, copper, mercury and manganese occurrences within the project area

Mining Exploration Activities for the Quarter

AYM engaged geological consultants Geos Mining to review the project and received recommendation on a diamond drilling program to be carried out at the Illabo, Coramba King, Beacon and Lady Bella Prospects (Figure 2). The drilling will test for the extension of gold mineralisation below historical workings where high grade gold was extracted from quartz reefs and lodes more than a century ago.

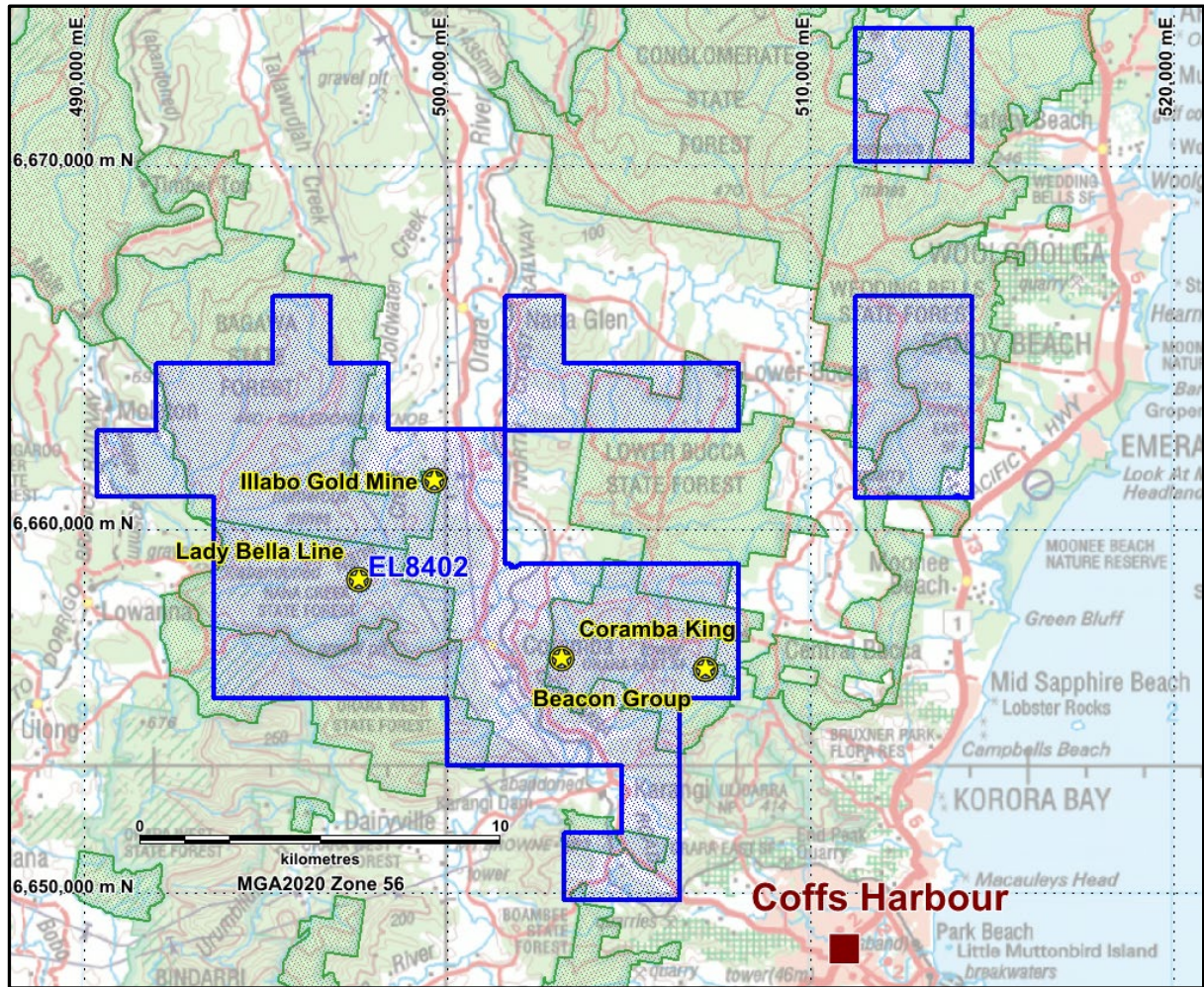


Figure 2: Karangi EL8402 Main Prospects

3. EXPLORATION ACTIVITIES IN QUEENSLAND

FORSAYTH – EPM 14498, ML3417 AND ML3418 (Joint Venture with Forsayth Resources Pty Ltd)

AYM's Forsayth Project is currently operated and managed by Forsayth Resources Pty Ltd who is responsible for sole funding on mining and exploration activities under a co-operation agreement.

Mining Exploration Activities for the Quarter

During the September quarter, mining continued at the Ropewalk open cut (Figure 3). Excavation at the west end of the gold bearing lode was becoming more difficult due to the decrease in weathering and increase in hardness of the host rock with depth. A decision was made to follow the lode east where the ore can be mined without the need for any drilling and blasting.

Specialised mining equipment was delivered to site aimed at minimizing dilution and increasing the grade of ore recovered. A regular in-pit sampling regime was also established to help guide mining and minimize dilution of the ore by waste.

During the quarter three historical gold workings located in the northeast part of the EPM14498 were investigated. Geological notes and samples were collected from the Pinnacles, Homeward Bound and Cardigan prospects. Assay results for the samples collected are expected next quarter.

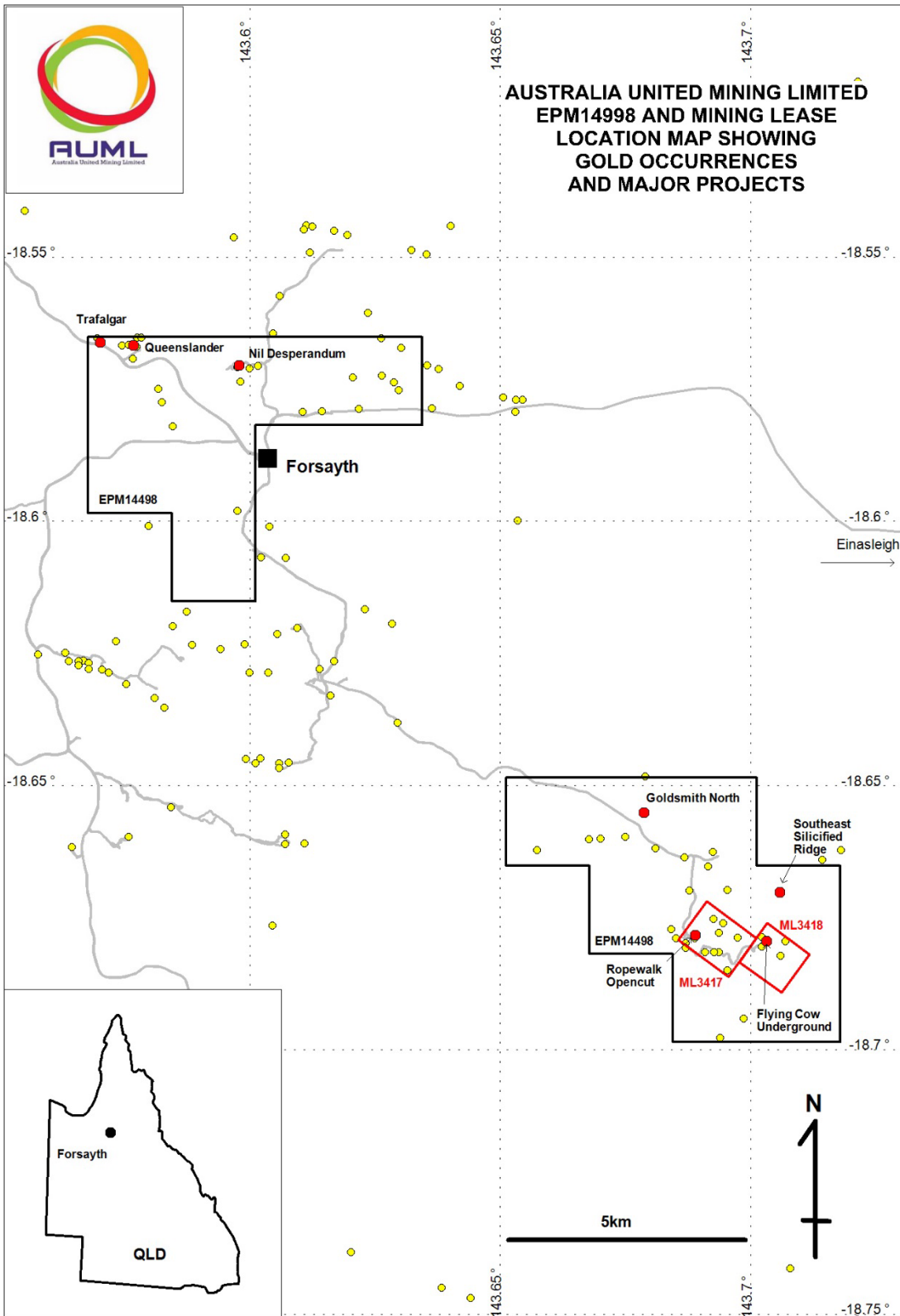


Figure 3

4. TENEMENT HOLDINGS

Table 1 lists all tenements currently held by Australia United Mining Limited or its subsidiaries as at the end of September 2023.

Table 1: Tenement information as required by Listing Rule 5.3.3

TENEMENT	PROJECT	EXPIRY DATE	INTEREST	CHANGE IN QUARTER
EL 7423	Sofala, NSW	13/11/2027	100%	-
EL 8402	Karangi, NSW	29/10/2023	100%	-
ML 3417	Ropewalk 1, QLD	31/03/2028	100%	-
ML 3418	Ropewalk 2, QLD	31/03/2028	100%	-
EPM 14498	Forsayth, QLD	15/01/2026	100%	-

5. CORPORATE

At the end of the quarter, the company had 1,842,577,485 ordinary fully paid shares on issue and approximately \$214,000 in cash and bank deposits.

During the quarter, the company paid \$39,000 to related parties and their associates. The payments included \$33,000 for directors' salaries and superannuation, and \$6,000 paid to W.Y. International (Australia) Pty Ltd, a company controlled by Mr Xiaojing Wang, for leasing car, car space and storage for the period from 1 July 2023 to 31 December 2023.

Authorised by the Board,



Xiaojing Wang, Managing Director

Date: 26 October 2023

Appendix 5B

Mining exploration entity or oil and gas exploration entity quarterly cash flow report

Name of entity

Australia United Mining Limited

ABN

35 126 540 547

Quarter ended ("current quarter")

30 September 2023

Consolidated statement of cash flows	Current quarter \$A'000	Year to date (3 months) \$A'000
1. Cash flows from operating activities		
1.1 Receipts from customers	-	-
1.2 Payments for		
(a) exploration & evaluation	(11)	(11)
(b) development	-	-
(c) production	-	-
(d) staff costs	(36)	(36)
(e) administration and corporate costs	(97)	(97)
1.3 Dividends received (see note 3)	-	-
1.4 Interest received	3	3
1.5 Interest and other costs of finance paid	-	-
1.6 Income taxes paid	-	-
1.7 Government grants and tax incentives	-	-
1.8 Other (provide details if material)	-	-
1.9 Net cash from / (used in) operating activities	(141)	(141)

2. Cash flows from investing activities		
2.1 Payments to acquire or for:		
(a) entities	-	-
(b) tenements	-	-
(c) property, plant and equipment	-	-
(d) exploration & evaluation	-	-
(e) investments	-	-
(f) other non-current assets	-	-

Consolidated statement of cash flows	Current quarter \$A'000	Year to date (3 months) \$A'000
2.2 Proceeds from the disposal of:		
(a) entities	-	-
(b) tenements	-	-
(c) property, plant and equipment	-	-
(d) investments	-	-
(e) other non-current assets	-	-
2.3 Cash flows from loans to other entities	-	-
2.4 Dividends received (see note 3)	-	-
2.5 Other (provide details if material)	-	-
2.6 Net cash from / (used in) investing activities	-	-

3. Cash flows from financing activities		
3.1 Proceeds from issues of equity securities (excluding convertible debt securities)	-	-
3.2 Proceeds from issue of convertible debt securities	-	-
3.3 Proceeds from exercise of options	-	-
3.4 Transaction costs related to issues of equity securities or convertible debt securities	-	-
3.5 Proceeds from borrowings	-	-
3.6 Repayment of borrowings	-	-
3.7 Transaction costs related to loans and borrowings	-	-
3.8 Dividends paid	-	-
3.9 Other (provide details if material)	-	-
3.10 Net cash from / (used in) financing activities	-	-

4. Net increase / (decrease) in cash and cash equivalents for the period		
4.1 Cash and cash equivalents at beginning of period	355	355
4.2 Net cash from / (used in) operating activities (item 1.9 above)	(141)	(141)
4.3 Net cash from / (used in) investing activities (item 2.6 above)	-	-
4.4 Net cash from / (used in) financing activities (item 3.10 above)	-	-

Mining exploration entity or oil and gas exploration entity quarterly cash flow report

Consolidated statement of cash flows		Current quarter \$A'000	Year to date (3 months) \$A'000
4.5	Effect of movement in exchange rates on cash held	-	-
4.6	Cash and cash equivalents at end of period	214	214

5.	Reconciliation of cash and cash equivalents at the end of the quarter (as shown in the consolidated statement of cash flows) to the related items in the accounts	Current quarter \$A'000	Previous quarter \$A'000
5.1	Bank balances	214	355
5.2	Call deposits	-	-
5.3	Bank overdrafts	-	-
5.4	Other (provide details)	-	-
5.5	Cash and cash equivalents at end of quarter (should equal item 4.6 above)	214	355

6.	Payments to related parties of the entity and their associates	Current quarter \$A'000
6.1	Aggregate amount of payments to related parties and their associates included in item 1	39
6.2	Aggregate amount of payments to related parties and their associates included in item 2	-

Note: if any amounts are shown in items 6.1 or 6.2, your quarterly activity report must include a description of, and an explanation for, such payments.

7.	Financing facilities <i>Note: the term "facility" includes all forms of financing arrangements available to the entity. Add notes as necessary for an understanding of the sources of finance available to the entity.</i>	Total facility amount at quarter end \$A'000	Amount drawn at quarter end \$A'000
7.1	Loan facilities	-	-
7.2	Credit standby arrangements	-	-
7.3	Other (please specify)	-	-
7.4	Total financing facilities	-	-
7.5	Unused financing facilities available at quarter end		-
7.6	Include in the box below a description of each facility above, including the lender, interest rate, maturity date and whether it is secured or unsecured. If any additional financing facilities have been entered into or are proposed to be entered into after quarter end, include a note providing details of those facilities as well.		

8. Estimated cash available for future operating activities	\$A'000
8.1 Net cash from / (used in) operating activities (item 1.9)	(141)
8.2 (Payments for exploration & evaluation classified as investing activities) (item 2.1(d))	-
8.3 Total relevant outgoings (item 8.1 + item 8.2)	(141)
8.4 Cash and cash equivalents at quarter end (item 4.6)	214
8.5 Unused finance facilities available at quarter end (item 7.5)	-
8.6 Total available funding (item 8.4 + item 8.5)	214
8.7 Estimated quarters of funding available (item 8.6 divided by item 8.3)	1.5
<i>Note: if the entity has reported positive relevant outgoings (ie a net cash inflow) in item 8.3, answer item 8.7 as "N/A". Otherwise, a figure for the estimated quarters of funding available must be included in item 8.7.</i>	
8.8 If item 8.7 is less than 2 quarters, please provide answers to the following questions:	
8.8.1 Does the entity expect that it will continue to have the current level of net operating cash flows for the time being and, if not, why not?	
Yes.	
8.8.2 Has the entity taken any steps, or does it propose to take any steps, to raise further cash to fund its operations and, if so, what are those steps and how likely does it believe that they will be successful?	
<p>The company holds an investment in shares of an ASX listed company. As at 30 September 2023, the market value of these shares amounted to approximately \$385,000. When required, the company may generate cash by liquidating this investment.</p> <p>W.Y. International (Australia) Pty Ltd, a related company controlled by Mr Wang and Ms Yu, has committed to providing ongoing financial support to the company in meeting its ongoing cash commitments as and when required.</p>	
8.8.3 Does the entity expect to be able to continue its operations and to meet its business objectives and, if so, on what basis?	
Yes. Refer to explanation in Item 8.8.2.	
<i>Note: where item 8.7 is less than 2 quarters, all of questions 8.8.1, 8.8.2 and 8.8.3 above must be answered.</i>	

Compliance statement

- 1 This statement has been prepared in accordance with accounting standards and policies which comply with Listing Rule 19.11A.
- 2 This statement gives a true and fair view of the matters disclosed.

Date: ...26 October 2023.....



Authorised by:
Xiaojing Wang, Managing Director

Notes

1. This quarterly cash flow report and the accompanying activity report provide a basis for informing the market about the entity's activities for the past quarter, how they have been financed and the effect this has had on its cash position. An entity that wishes to disclose additional information over and above the minimum required under the Listing Rules is encouraged to do so.
2. If this quarterly cash flow report has been prepared in accordance with Australian Accounting Standards, the definitions in, and provisions of, *AASB 6: Exploration for and Evaluation of Mineral Resources* and *AASB 107: Statement of Cash Flows* apply to this report. If this quarterly cash flow report has been prepared in accordance with other accounting standards agreed by ASX pursuant to Listing Rule 19.11A, the corresponding equivalent standards apply to this report.
3. Dividends received may be classified either as cash flows from operating activities or cash flows from investing activities, depending on the accounting policy of the entity.
4. If this report has been authorised for release to the market by your board of directors, you can insert here: "By the board". If it has been authorised for release to the market by a committee of your board of directors, you can insert here: "By the [name of board committee – eg Audit and Risk Committee]". If it has been authorised for release to the market by a disclosure committee, you can insert here: "By the Disclosure Committee".
5. If this report has been authorised for release to the market by your board of directors and you wish to hold yourself out as complying with recommendation 4.2 of the ASX Corporate Governance Council's *Corporate Governance Principles and Recommendations*, the board should have received a declaration from its CEO and CFO that, in their opinion, the financial records of the entity have been properly maintained, that this report complies with the appropriate accounting standards and gives a true and fair view of the cash flows of the entity, and that their opinion has been formed on the basis of a sound system of risk management and internal control which is operating effectively.