



Shallow Gold Molybdenum Copper Porphyry Target Defined at Boulia

Highlights

- A wide-spaced soil sampling programme over the Boulia Project area to locate the source areas of historic stream sediment anomalies was recently completed.
- The analytical results indicate that the ore forming elements (copper, molybdenum, gold, antimony, arsenic and tellurium) are derived from shallowly buried intrusions that have magnetic bodies on their margins.
- Multiple shallow gold molybdenum copper porphyry targets have been defined.
- These Cretaceous age porphyries have not previously been recognised in Western Queensland.
- The rare earths are mostly concentrated in alluvium which are presumed to be sourced from an older plateau to the southeast. The ultimate source remains unknown.
- A modelled shallow buried magnetic body was also specifically and successfully targeted with closer spaced sampling.

Green Critical Minerals Ltd (“GCM” or “the Company”) is pleased to announce the results of its soil sampling programme at Boulia. Gold, molybdenum, copper, antimony, arsenic and tellurium results are shown below in figures 5 to 8 which have a consistent peak zone over an interpreted shallowly buried Cretaceous porphyry and skarn system on the Lorna Downs station (Figure 9).

The analytical results have indicated that the ore forming elements are derived from shallowly buried intrusions that have magnetic bodies on their margins. The rare earths are mostly concentrated in alluvium sourced from an older plateau to the southeast. The ultimate source of the REE anomalism remains unknown.

The maximum values (wide spaced soils) were 16.9 ppb gold, 115 ppm molybdenum and 74 ppm copper. These levels reflect the varying metal solubilities through the alkaline Toolebuc cover limestones. Molybdenum solubility and migration is enhanced in alkaline environments whereas copper and gold mobilities are strongly suppressed.

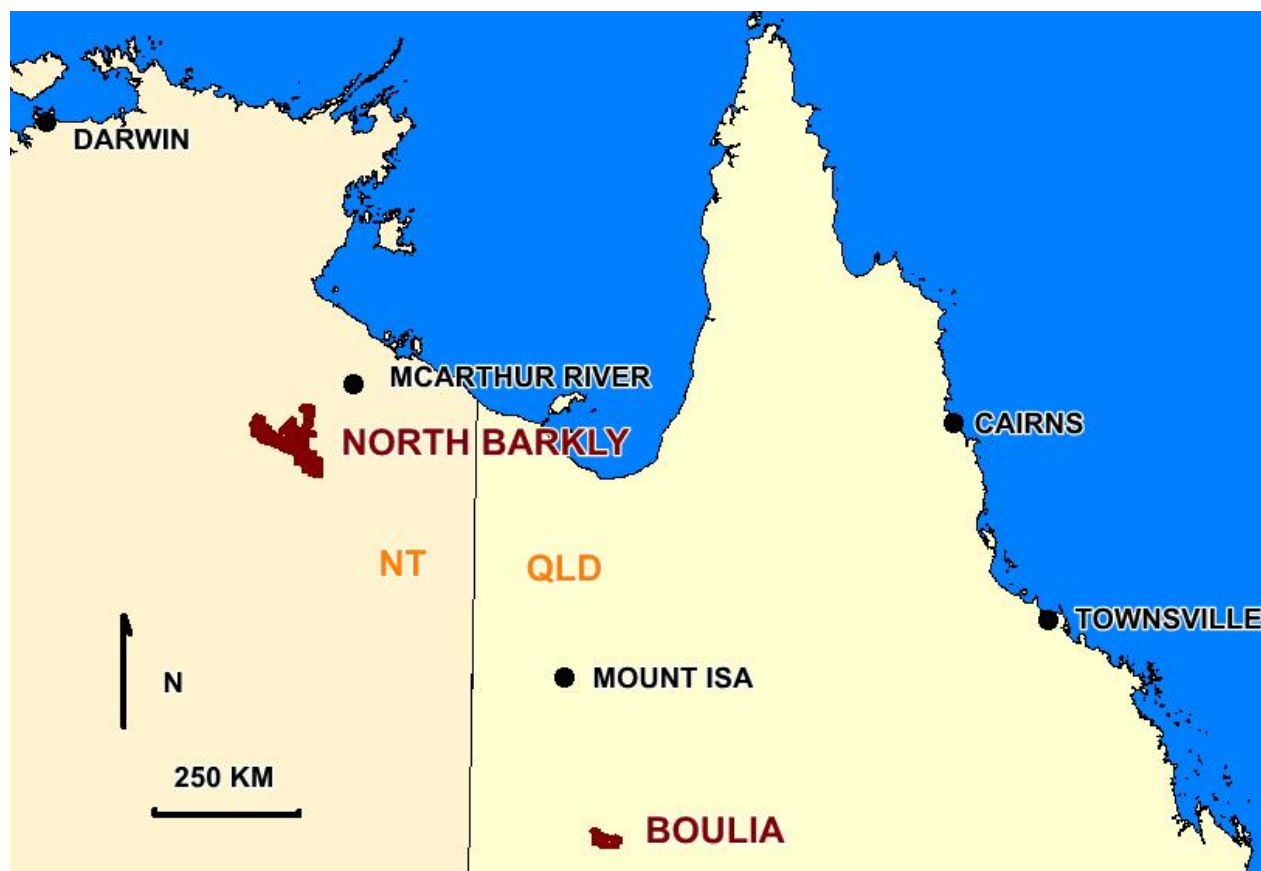


Figure 1 - Location of the Boulia Project.

The Cretaceous age porphyries have not previously been recognised in western Queensland, although the related volcanic tuffs are known to occur throughout the Eromanga Basin.

Copper, gold and molybdenum is known to occur within this age of porphyry in several eastern Queensland locations, notably at Calgoa – Mt. Suthers and Mt. Flora. The presence of limestone and dolomite Georgina basin sediments improves the likelihood of skarns and better grades at Boulia.

The migration of these metals upwards to the current surface was through the action of hot groundwaters circulating above the still hot porphyry intrusion not far below. This circulation of hot water is evidenced by areas of alteration, epithermal veining and recrystallisation of the poorly outcropping Toolebuc formation, which comprises most of the sampled area. Figure 4 shows this alteration well, and this rock from the Lorna downs target (415048E 7425035N) assayed locally anomalous levels of several ore forming elements – 138 ppm molybdenum, 76 ppm copper, 401 ppm zinc, 107 ppm arsenic, 5.9 ppm antimony, and 0.33 ppm tellurium.

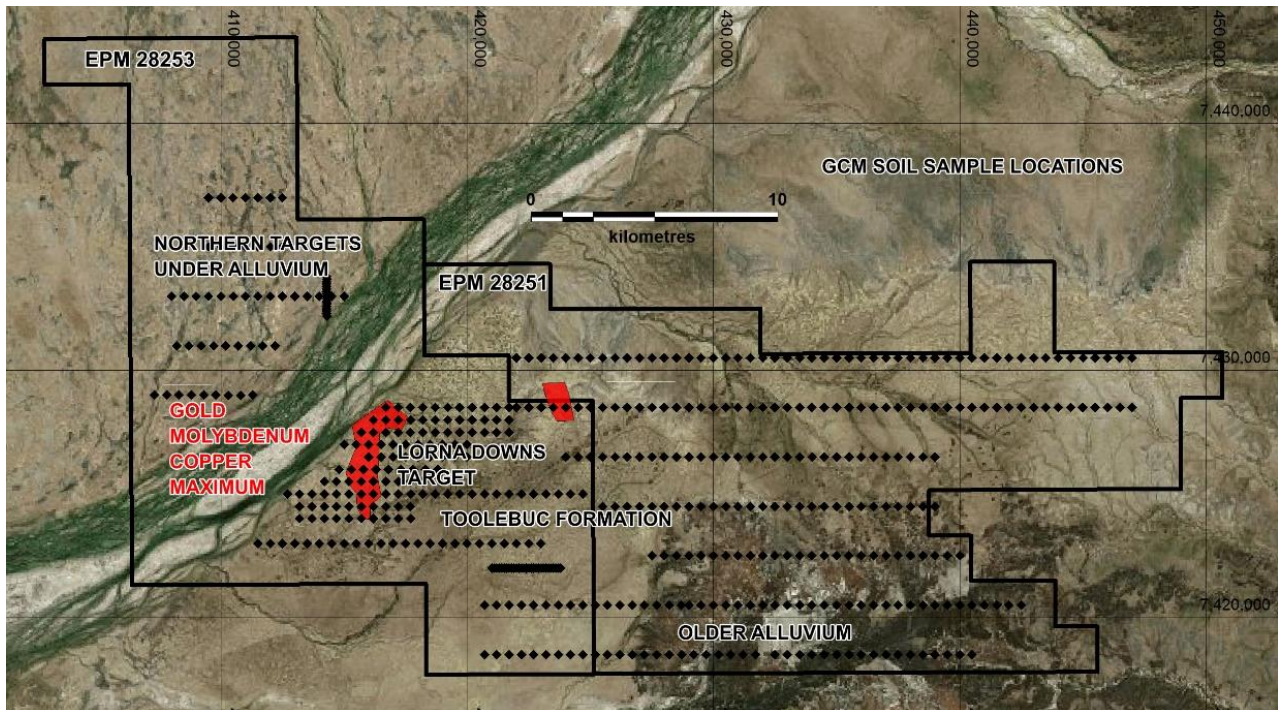


Figure 2 - GCM sampling on satellite imagery.

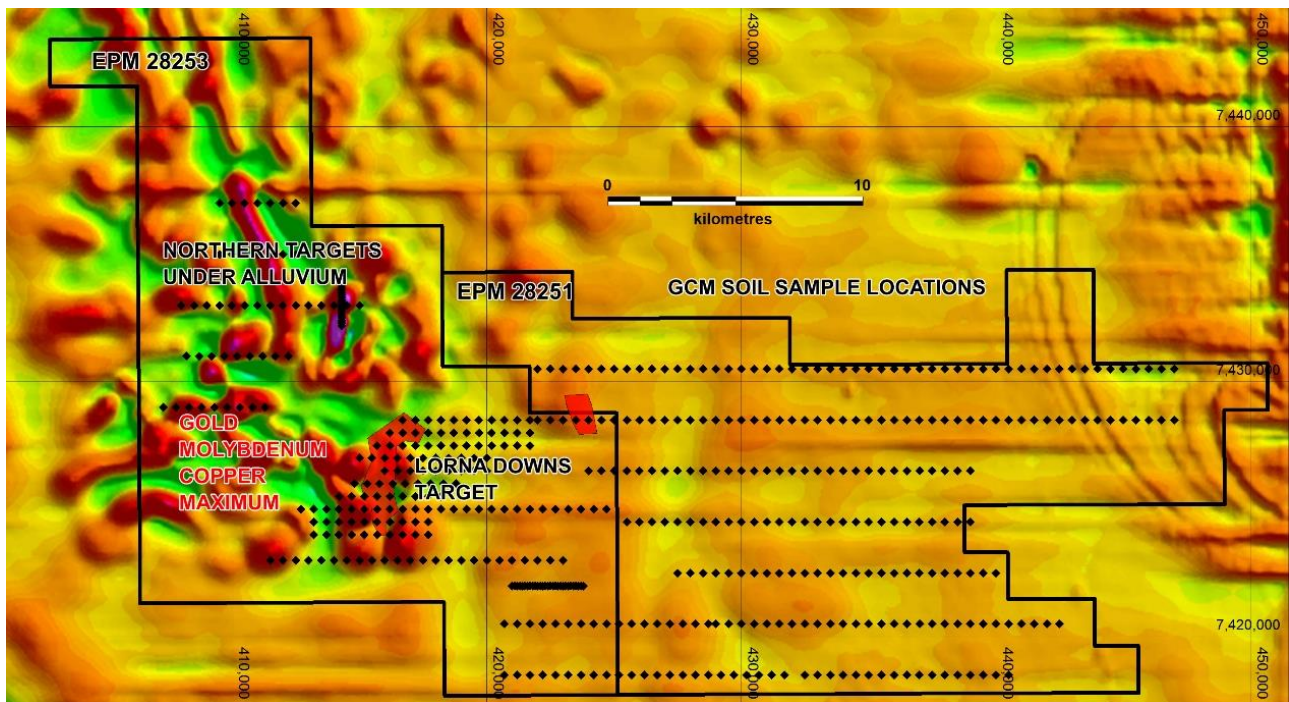


Figure 3 - GCM sampling on 100m depth slice magnetics.




Figure 4 - Altered and veined Toolebuc formation – Lorna Downs target.

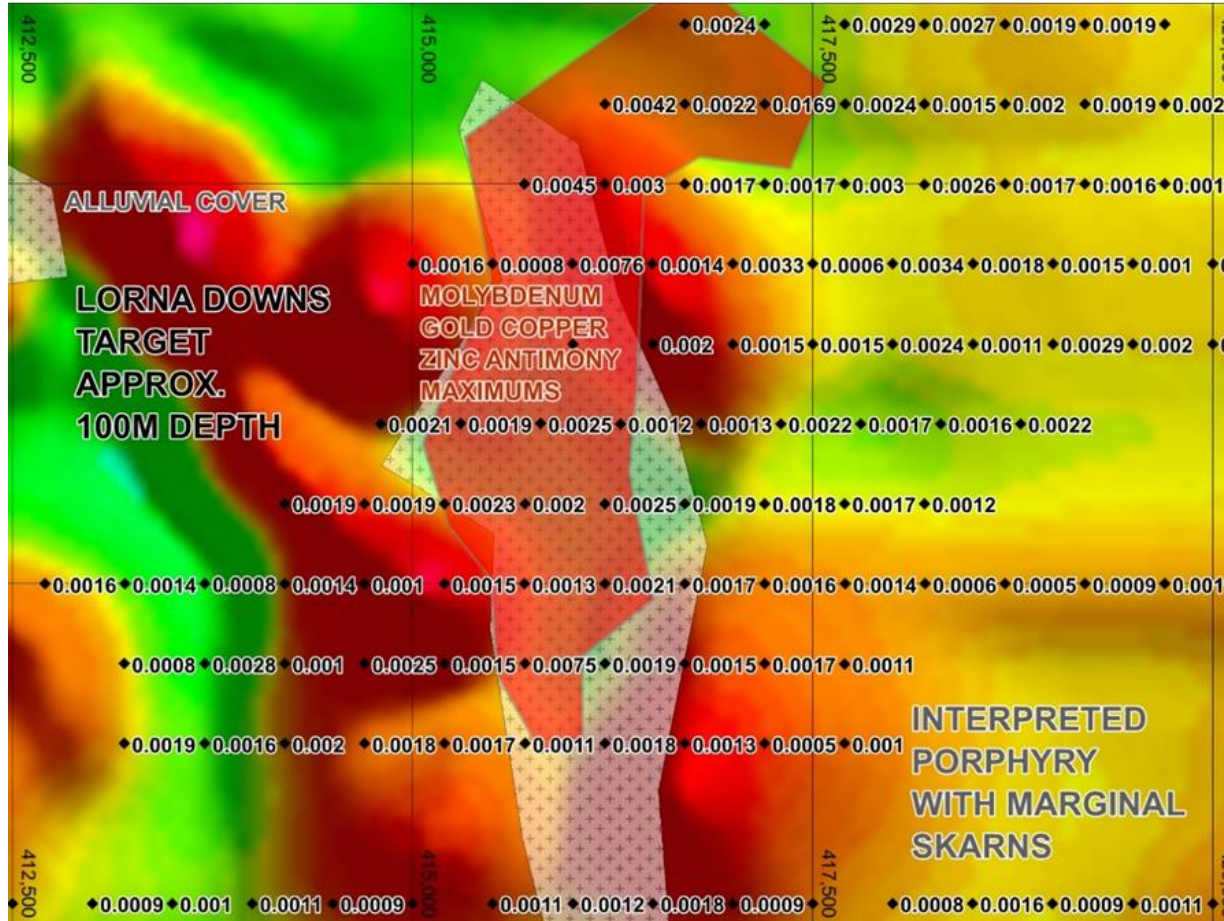


Figure 5 - Lorna Downs 100m deep Porphyry target – Gold values (100m depth slice magnetics).

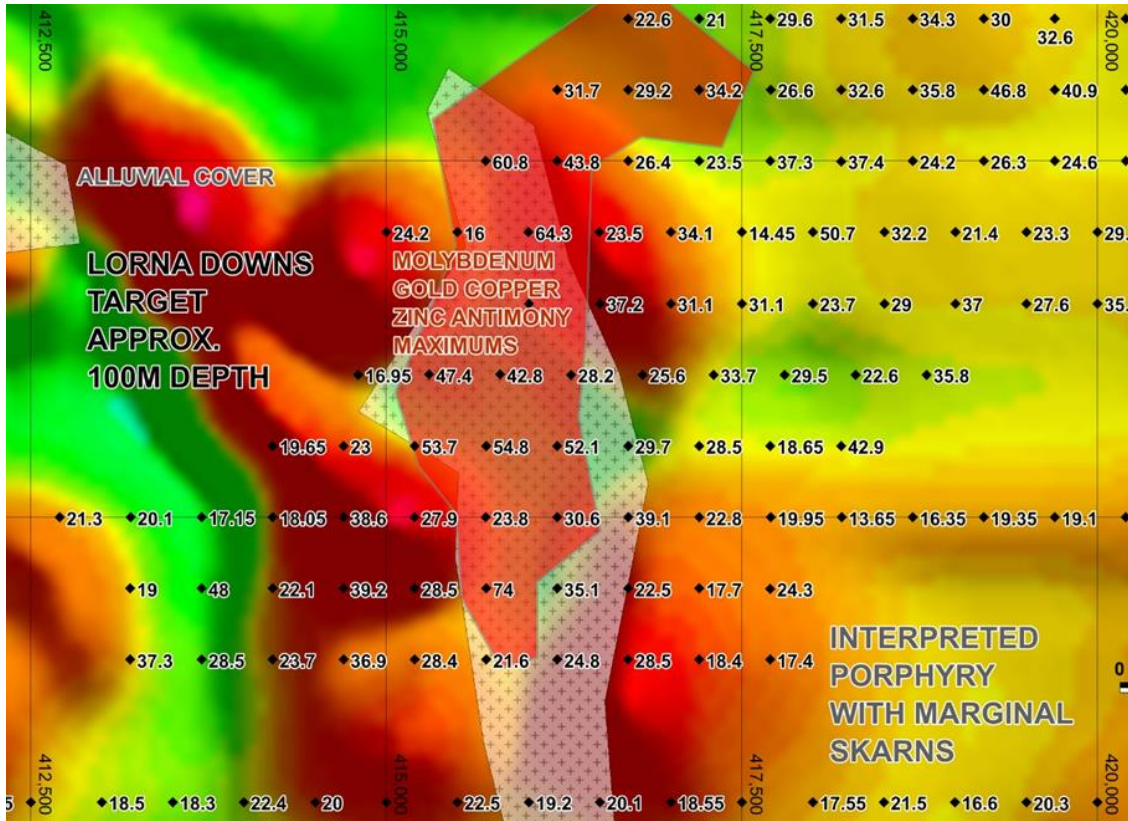


Figure 6 - Lorna Downs 100m deep Porphyry target - Copper values (100m depth slice magnetics).

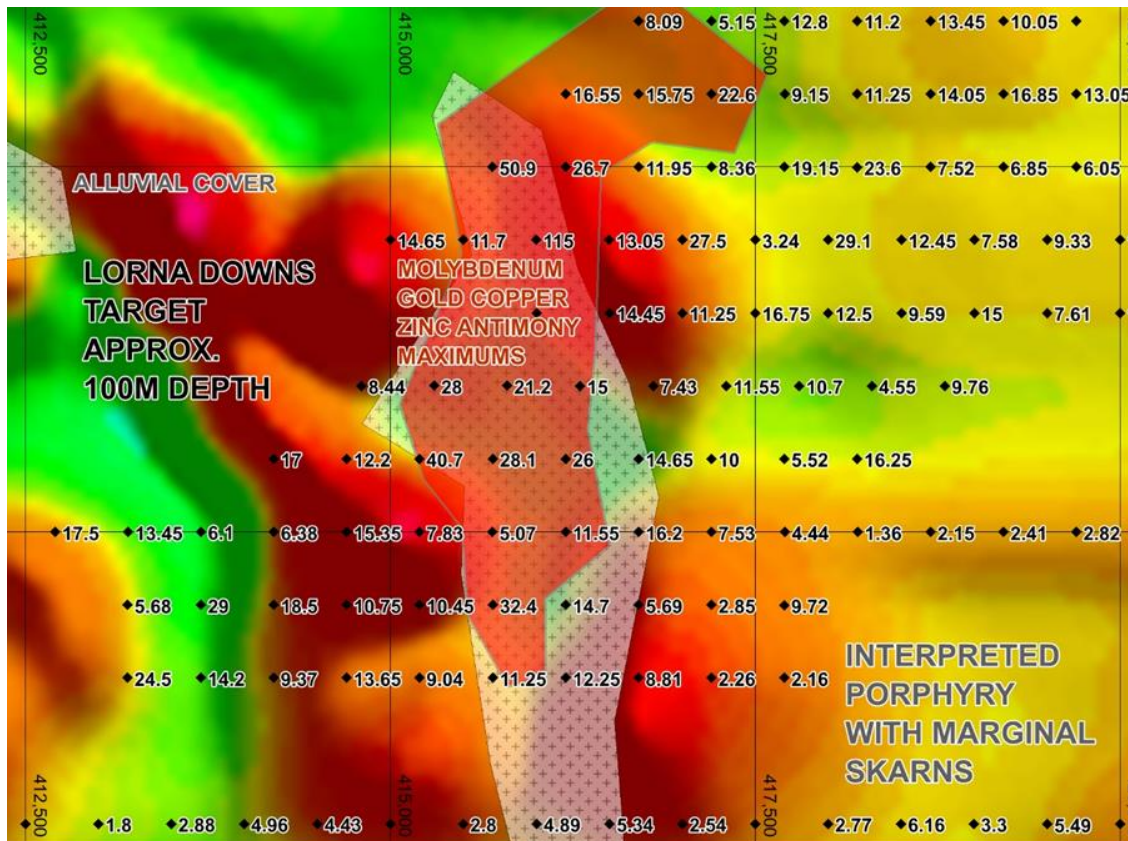


Figure 7 - Lorna Downs 100m deep porphyry target – molybdenum values (100m depth slice magnetics).

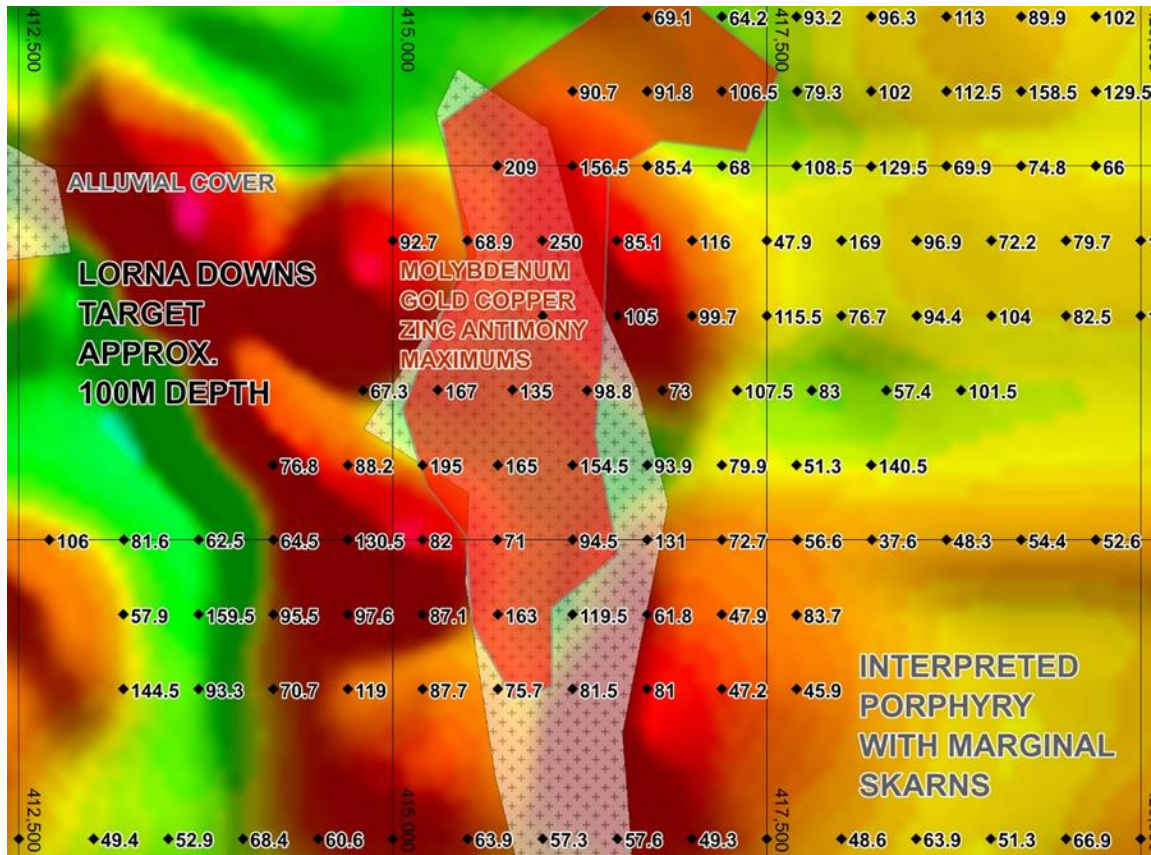


Figure 8 - Lorna Downs 100m deep porphyry target – zinc values (100m depth slice magnetics).

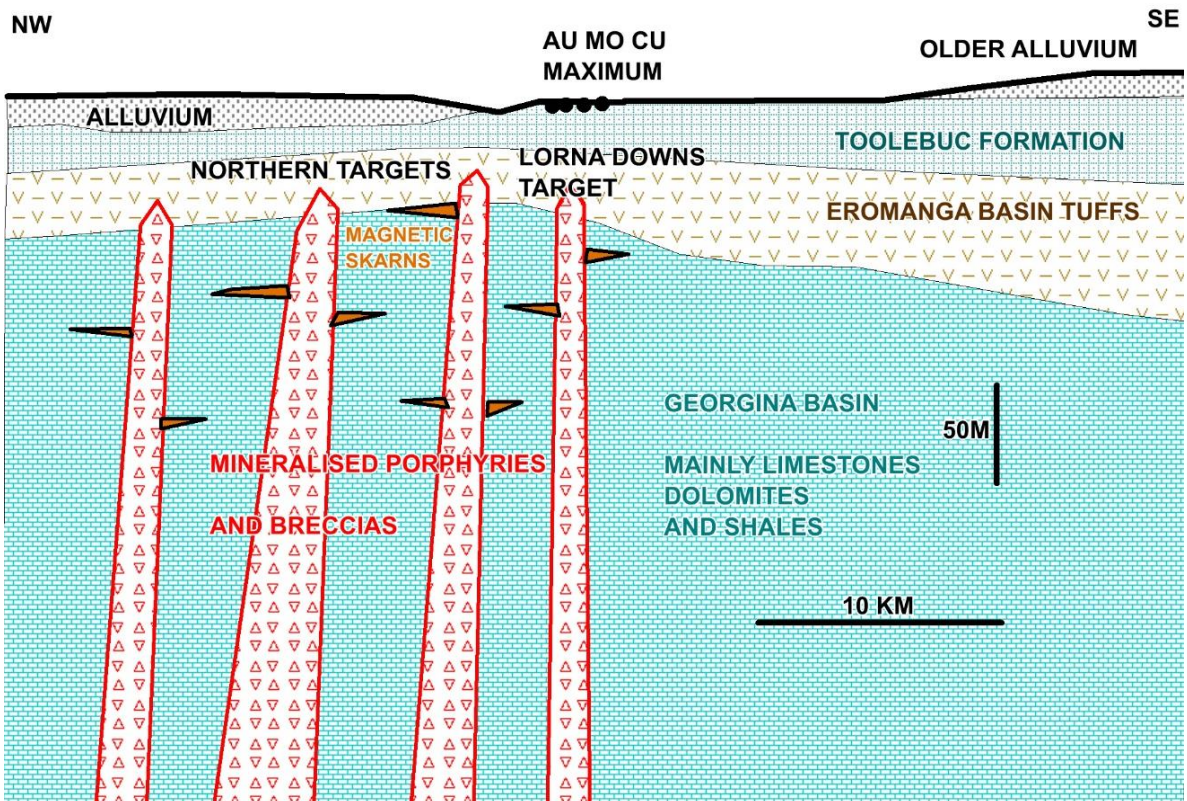


Figure 9 - Schematic section through the Boulia Project.

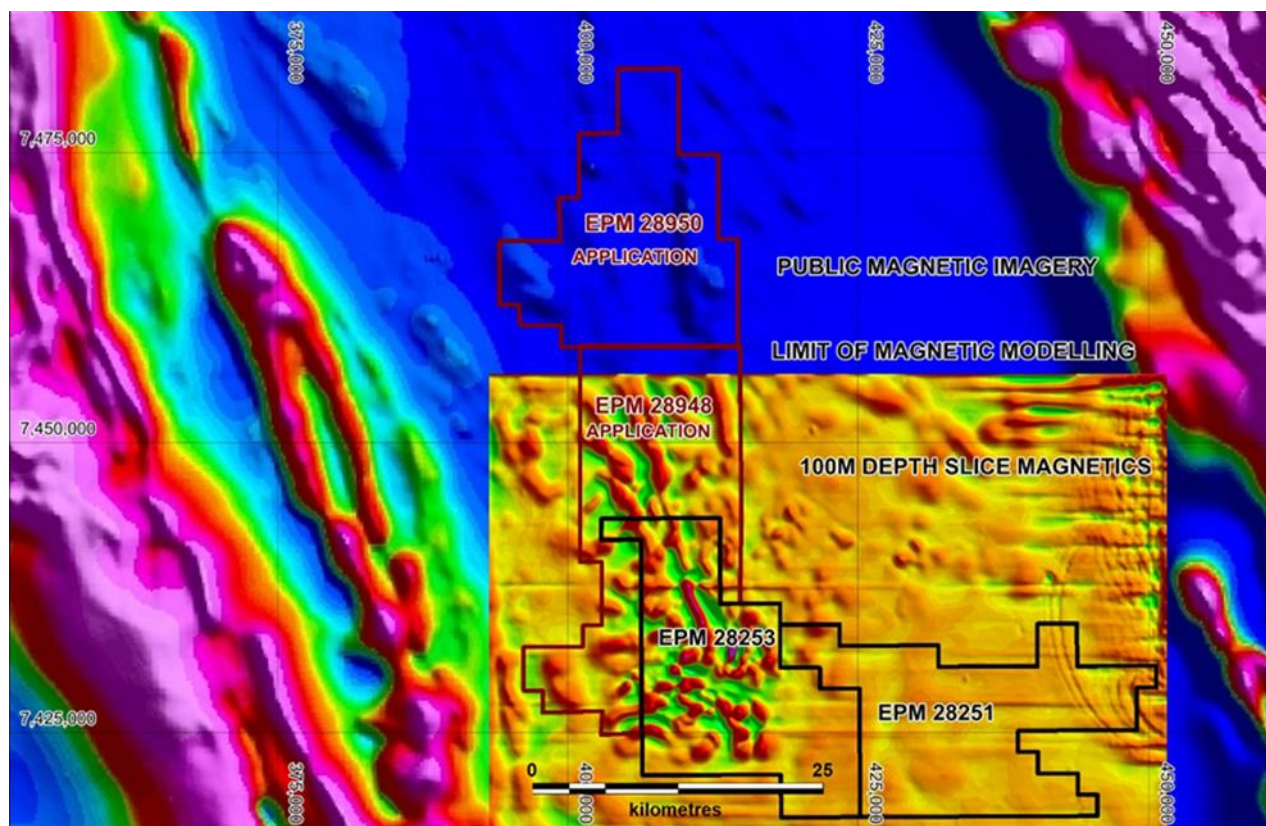


Figure 10 - EPM applications 28948 and 28950 lodged by GCM over the northern extensions.

Next Steps

GCM has exploited its first mover advantage by recently lodging two contiguous EPM applications 28948 and 28950 over the northern extensions of the inferred mineral belt (Figure 10). This will secure tenure over several new large-scale targets under the alluvial cover.

The public magnetic data will be more extensively modelled to provide better depth and geological information over the new applications and the currently granted EPMs. GCM may fly additional detailed magnetics to assist in this exercise.

The extensive areas of younger alluvium make surface sampling ineffective, but there are several water bores which will be examined and if possible sampled for information on the bedrock.

The most effective follow up techniques to test modelled skarns and porphyries are expected to be IP geophysics and shallow drilling through the alluvium.

Less defined geochemical anomalies to the south and east of Lorna Downs will be followed up with more detailed sampling.

GCM is planning to drill the Lorna Downs porphyry target with two percussion holes to a depth of 250m. This will most likely be done in the 2024 winter season when there is a low risk of disruption due to flooded roads. Additionally, two holes are proposed for the alluvium covered northern targets.

GCM will apply for a Queensland Government CEI funding subsidy for this proposed programme which fits the criteria as being strategically important for the Mount Isa region, and highly innovative.



Competent Person Statement

The information in this release that relates to exploration results is based on information compiled by Mr Neil Wilkins M.Sc. Exploration and Mining Geology, who is a Member of The Australian Institute of Geoscientists. Mr Wilkins is employed by Ascry Pty Ltd, which provides consultancy services to GCM. Mr Wilkins has previously worked in the Boulia Project area and has more than five years' experience which is relevant to the styles of mineralisation and types of deposit mentioned in this report and to the activity, which he is undertaking to qualify as a Competent Person as defined in the 2012 Edition of the 'Australasian Code for Reporting of Exploration Results, Minerals Resources and Ore Reserves' (the JORC Code). This public report is issued with the prior written consent of the Competent Person as to the form and context in which it appears. Mr Wilkins holds shares in Green Critical Minerals Limited.

Authorisation

The provision of this announcement to the ASX has been authorised by Leon Pretorius and Charles Thomas, directors of Green Critical Minerals Limited.

Green Critical Minerals confirms that it is not aware of any new information or data that materially affects the exploration results contained in this announcement.

Forward Looking Statements

Statements contained in this release, particularly those regarding possible or assumed future performance, costs, dividends, production levels or rates, prices, resources, reserves or potential growth of Green Critical Minerals Limited, are, or may be, forward looking statements. Such statements relate to future events and expectations and, as such, involve known and unknown risks and uncertainties. Actual results and developments may differ materially from those expressed or implied by these forward-looking statements depending on a variety of factors.



Appendix 1 - Boullia Project Soil Sample Locations and Results GDA 94 Zone 54.

Sample	east	north	Au	Cu	Mo	Zn	As	Sb	Te
9909	411300	7429000	0.001	15.75	0.54	35.7	2.3	0.106	0.011
9910	410801	7428999	0.0012	16.75	0.53	39.4	3.06	0.075	0.013
9911	410302	7428999	0.0031	14	0.49	35.4	1.97	0.086	0.008
9912	409800	7429000	0.0007	6.39	0.27	13.8	1.26	0.058	0.006
9913	409301	7429000	0.0015	16.35	0.47	35.7	2.37	0.092	0.01
9914	408801	7429000	0.0008	8.36	0.26	20.3	1.65	0.055	0.006
9915	408300	7429000	0.0011	10.2	0.48	23.7	2.11	0.075	0.008
9916	407800	7429000	0.0007	10.6	0.35	23.9	1.83	0.07	0.009
9917	407301	7429001	0.0007	12.1	0.23	26.3	1.65	0.055	0.007
9918	408200	7431000	0.001	14.35	0.25	30.7	1.95	0.054	0.008
9919	408701	7431000	0.0013	13.55	0.27	30	2.32	0.073	0.008
9920	409201	7431000	0.0011	14.8	0.45	36.3	2.22	0.071	0.01
9921	409700	7431000	0.0011	13.05	0.41	30.2	2.17	0.073	0.008
9922	410200	7431000	0.0003	7.94	0.27	18.7	1.21	0.054	0.006
9923	410700	7431000	0.0005	8.12	0.26	18.8	1.6	0.063	0.005
9924	411200	7431000	0.0008	15.5	0.24	35.9	1.79	0.061	0.007
9925	411700	7431000	0.0011	11.85	0.43	26	1.96	0.066	0.007
9926	412200	7431000	0.0004	12.6	0.26	30.6	1.53	0.067	0.006
9927	410501	7433000	0.0004	7.06	0.38	15.5	1.2	0.048	0.007
9928	410001	7433000	0.0007	9.35	0.25	21.8	1.83	0.057	0.007
9929	409500	7433000	0.0007	15.45	0.4	35	2.09	0.075	0.009
9930	409001	7433000	0.001	16.8	0.35	37.9	1.91	0.059	0.009
9931	408501	7433000	0.001	16	0.27	32.1	2.11	0.069	0.009
9932	408000	7433000	0.0014	17.35	0.28	37.1	2.85	0.1	0.01
9933	412500	7437000	0.0021	17.55	0.34	32.8	3.99	0.076	0.009
9934	412001	7437000	0.0011	12.85	0.22	26.5	2.33	0.063	0.007
9935	411500	7437000	0.0012	14.5	0.19	31.6	1.66	0.063	0.008
9936	410999	7437000	0.0006	11	0.34	22.3	1.92	0.065	0.007
9937	410500	7437000	0.0015	13.85	0.25	30	2.07	0.076	0.009
9938	410000	7437000	0.0011	13.25	0.19	28.1	2.01	0.065	0.007
9939	409501	7437000	0.0012	15.4	0.23	33	2.75	0.083	0.01
9940	409500	7435000	0.0037	21.5	0.95	38.8	7.03	0.103	0.012
9941	410001	7435000	0.0009	15.25	0.94	33.5	2.56	0.095	0.011
9942	410500	7435000	0.0008	15.75	0.3	32.4	2.2	0.088	0.009
9943	411001	7435000	0.0009	15	0.29	31.5	3.4	0.089	0.011
9944	411501	7435000	0.0003	9.41	0.39	20.3	1.33	0.077	0.009
9945	412000	7435000	0.0004	8.77	0.3	20.7	1.79	0.053	0.007
9946	412502	7435000	0.0006	15.35	0.29	33.3	1.78	0.089	0.011
9947	411002	7433000	0.0017	16.35	0.51	31.8	4.68	0.109	0.013
9948	411500	7432999	0.0005	19.75	0.35	43.2	2.15	0.115	0.012



Sample	east	north	Au	Cu	Mo	Zn	As	Sb	Te
9949	412000	7433000	0.0023	15.6	0.44	29.9	3.59	0.101	0.01
9950	412501	7433000	0.0015	15	0.27	34.4	2.17	0.078	0.009
9951	413000	7433000	0.0003	7.42	0.48	19.2	1.25	0.063	0.006
9952	413500	7433000	0.0003	9.27	0.38	21.5	1.51	0.071	0.007
9953	413999	7433000	0.0003	6.79	0.67	15	1.37	0.072	0.009
9954	414501	7433000	0.0008	15.65	0.8	39.4	2.06	0.107	0.01
9955	415001	7433000	0.0005	12.05	0.56	27.2	2.03	0.063	0.009
9956	414301	7432200	0.0006	14.1	0.94	33.1	2.58	0.103	0.011
9957	414300	7432299	0.0003	7.17	0.25	16.4	1.47	0.05	0.007
9958	414300	7432400	0.0005	8.75	0.41	18.6	1.53	0.051	0.006
9959	414300	7432500	0.0004	11.55	0.53	25.5	1.64	0.061	0.008
9960	414300	7432600	0.0002	8.73	0.31	20.6	1.29	0.058	0.008
9961	414301	7432700	0.0003	11.1	0.33	23.2	1.68	0.065	0.008
9962	414300	7432799	0.0012	17.75	0.94	42.1	3.24	0.142	0.012
9963	414301	7432900	0.0004	10.65	0.49	24.9	1.85	0.069	0.008
9964	414300	7433000	0.0004	6.97	0.3	15.2	1.36	0.058	0.006
9965	414301	7433100	0.0003	12.65	0.52	22.4	1.84	0.076	0.009
9966	414300	7433200	0.0003	15.4	0.48	32.1	1.96	0.098	0.011
9967	414300	7433300	0.0003	7.93	0.38	16.6	1.12	0.058	0.006
9968	414300	7433400	0.0005	11.65	0.59	25	2.11	0.085	0.008
9969	414300	7433500	0.0004	14.25	0.6	23.2	1.76	0.075	0.009
9970	414300	7433600	0.0005	8.68	0.38	19.4	1.48	0.059	0.006
9971	414301	7433700	0.0006	11.35	0.43	21.4	1.69	0.075	0.008
9972	414299	7433800	0.0008	12.35	0.71	27.7	1.84	0.089	0.01
9973	415001	7427000	0.0016	24.2	14.65	92.7	10	0.969	0.026
9974	415500	7427000	0.0008	16	11.7	68.9	10.1	0.676	0.022
9975	416000	7427000	0.0076	64.3	115	250	33.6	3.1	0.068
9976	416499	7427000	0.0014	23.5	13.05	85.1	8.92	0.679	0.021
9977	417000	7427000	0.0033	34.1	27.5	116	15.1	1.335	0.033
9978	417502	7427000	0.0006	14.45	3.24	47.9	5.04	0.235	0.016
9979	418000	7427000	0.0034	50.7	29.1	169	21.5	1.82	0.04
9980	418501	7427000	0.0018	32.2	12.45	96.9	10.2	0.873	0.022
9981	419001	7427000	0.0015	21.4	7.58	72.2	7.11	0.7	0.019
9982	419501	7427000	0.001	23.3	9.33	79.7	7.19	0.659	0.02
9983	420001	7427000	0.0013	29.7	12.45	103.5	10.2	0.848	0.027
9984	416699	7425000	0.0017	39.1	16.2	131	14.8	1.3	0.028
9985	416200	7425000	0.0021	30.6	11.55	94.5	11.7	0.876	0.022
9986	415700	7425000	0.0013	23.8	5.07	71	7.73	0.636	0.02
9987	415201	7425000	0.0015	27.9	7.83	82	8.92	0.772	0.02
9988	414701	7425000	0.001	38.6	15.35	130.5	8.96	1.345	0.031
9989	414200	7425000	0.0014	18.05	6.38	64.5	7.92	0.375	0.019
9990	413700	7425001	0.0008	17.15	6.1	62.5	6.47	0.295	0.017
9991	413201	7425000	0.0014	20.1	13.45	81.6	10.7	0.651	0.022



Sample	east	north	Au	Cu	Mo	Zn	As	Sb	Te
9992	412701	7425000	0.0016	21.3	17.5	106	13.5	0.796	0.024
9993	411501	7423000	0.002	18.5	3.57	52.5	5	0.272	0.015
9994	412000	7423000	0.0007	17.65	3.16	56.4	7.1	0.218	0.017
9995	412500	7423000	0.0008	14.05	1.32	35.8	4.15	0.168	0.013
9996	413000	7423001	0.0009	18.5	1.8	49.4	6.09	0.232	0.015
9997	413500	7423000	0.001	18.3	2.88	52.9	5.74	0.307	0.017
9998	413999	7423000	0.0011	22.4	4.96	68.4	6.58	0.488	0.019
9999	414501	7423000	0.0009	20	4.43	60.6	5.85	0.477	0.016
10000	415001	7423000	0.0016	19.05	2.67	54.2	6.53	0.325	0.017
10001	415499	7423000	0.0011	22.5	2.8	63.9	5.75	0.41	0.018
10002	416001	7423000	0.0012	19.2	4.89	57.3	7.23	0.393	0.018
10003	416501	7423000	0.0018	20.1	5.34	57.6	10.4	0.514	0.016
10004	417001	7423000	0.0009	18.55	2.54	49.3	5.33	0.345	0.013
10005	417500	7423000	0.0007	17.6	1.8	48.2	4.75	0.246	0.015
10006	418000	7423000	0.0008	17.55	2.77	48.6	5.3	0.299	0.014
10007	418500	7423000	0.0016	21.5	6.16	63.9	7.66	0.457	0.021
10008	420701	7425000	0.0012	21.2	3.99	57.7	6.83	0.376	0.019
10009	420200	7425000	0.0012	15.8	1.7	39.6	4.21	0.237	0.012
10010	419701	7425000	0.0011	19.1	2.82	52.6	5.69	0.347	0.017
10011	419200	7425000	0.0009	19.35	2.41	54.4	5.09	0.394	0.017
10012	418700	7425000	0.0005	16.35	2.15	48.3	3.59	0.332	0.016
10013	418201	7425000	0.0006	13.65	1.36	37.6	3.47	0.192	0.012
10014	417702	7425000	0.0014	19.95	4.44	56.6	6.54	0.541	0.017
10015	417201	7424999	0.0016	22.8	7.53	72.7	8.51	0.648	0.02
10016	424700	7425000	0.0016	22.8	6.35	70.5	7.59	0.643	0.02
10017	424201	7425000	0.0024	28.8	8.76	79.4	8.87	0.78	0.02
10018	423701	7425000	0.0027	32.2	13.35	103.5	14.15	1.11	0.029
10019	423200	7425000	0.0028	34.3	15.65	112.5	12.7	1.125	0.028
10020	422700	7425000	0.0019	18.75	5.89	53.8	6.93	0.415	0.019
10021	422201	7425000	0.0018	20.4	5.09	58	6.94	0.417	0.017
10022	421701	7425000	0.0017	18.45	2.87	50	5.06	0.268	0.016
10023	421199	7425000	0.001	14.9	1.67	38.3	3.74	0.202	0.012
10024	419000	7423000	0.0009	16.6	3.3	51.3	4.86	0.353	0.015
10025	419500	7422999	0.0011	20.3	5.49	66.9	5.53	0.447	0.017
10026	420001	7423000	0.0021	23.5	7.21	69.4	6.64	0.777	0.021
10027	420501	7423000	0.0012	25.6	8.81	77.8	7.48	0.816	0.022
10028	421001	7423000	0.0026	28.2	11.75	88.7	12.05	0.845	0.023
10029	421501	7423000	0.0025	29.4	10.5	90.5	11.2	0.845	0.025
10030	422001	7423000	0.0022	31.4	11.3	90.9	10.6	0.8	0.023
10031	422499	7423001	0.0016	31.5	12.55	95.8	9.96	0.886	0.024
10032	422999	7423000	0.0012	35.2	14.35	111.5	10.1	1.02	0.027
10033	423801	7422000	0.002	28.4	9.14	76	9.13	0.644	0.021
10034	423701	7422000	0.0021	33.3	10.8	80.7	11.2	0.727	0.023



Sample	east	north	Au	Cu	Mo	Zn	As	Sb	Te
10035	423600	7421999	0.0012	28.8	7.82	82.2	7.36	0.612	0.019
10036	423501	7422000	0.0016	29.1	9.12	84.3	8.99	0.731	0.023
10037	423400	7422000	0.0016	29	9.27	88.7	7.87	0.793	0.022
10038	423301	7422000	0.0019	34.3	10.95	91.1	10.35	0.883	0.024
10039	423201	7422000	0.0014	32.6	10.7	93.7	9.06	0.842	0.024
10040	423101	7422000	0.0019	31.4	10.3	90.8	9.79	0.756	0.022
10041	423000	7422000	0.0024	32.5	10.3	93	10.45	0.712	0.023
10042	422900	7422000	0.0018	24.9	8.24	71.6	7.71	0.679	0.022
10043	422801	7422000	0.0027	27.4	12.1	85.5	10.7	0.937	0.024
10044	422701	7422000	0.0021	34.3	13.35	107.5	12.15	0.992	0.027
10045	422601	7422000	0.0013	29.8	11.05	92.9	10.6	0.903	0.025
10046	422500	7422000	0.0016	28.4	12.9	88.6	9.07	0.931	0.026
10047	422402	7422000	0.0017	27.8	18.4	106	11.55	1.22	0.035
10048	422300	7422000	0.0022	30.5	11.2	88.2	10.05	0.817	0.02
10049	422201	7422000	0.0044	41.5	14.85	116.5	15.45	1.12	0.026
10050	422099	7422000	0.004	38.3	21.3	126	17.6	1.335	0.032
10051	422001	7422000	0.0028	31.5	9.31	86.1	9.51	0.795	0.025
10052	421900	7422000	0.002	32	11.5	100.5	10.9	0.901	0.026
10053	421801	7422000	0.0033	37	15.7	114	14.65	1.19	0.032
10054	421701	7422000	0.0047	39.4	14.55	111	14.15	1.24	0.033
10055	421599	7422000	0.0032	39	17.7	133.5	13.8	1.415	0.034
10056	421501	7421999	0.004	33	13	100.5	14.75	1.055	0.03
10057	421400	7422000	0.0062	42.6	22.8	138.5	19.2	1.46	0.039
10058	421301	7422000	0.0024	25.1	10.45	84.1	8.96	0.647	0.022
10059	421200	7422000	0.0039	32.2	11.9	102.5	12.35	0.743	0.027
10060	421100	7422000	0.0023	29.1	13.7	98.3	12.3	0.77	0.028
10061	421000	7422000	0.0032	30.2	11.3	98	11.75	0.687	0.026
10062	420702	7420499	0.0018	25.7	6.19	67.2	7.62	0.509	0.019
10063	421199	7420500	0.0029	28.3	8.35	73.6	9.88	0.703	0.022
10064	421699	7420500	0.0019	31.3	8.34	80.4	7.96	0.709	0.022
10065	422199	7420500	0.0019	33.6	12.35	102	9.85	0.803	0.023
10066	422700	7420500	0.0013	48.6	17.55	137.5	9.95	1.125	0.028
10067	423201	7420500	0.0017	36.5	8.53	92.1	8.13	0.823	0.022
10068	423700	7420500	0.0014	36	7.09	87.1	7.79	0.546	0.019
10069	424200	7420500	0.0012	32.9	7.29	85.5	7.13	0.606	0.022
10070	424700	7420500	0.0017	38	10.5	98.5	8.17	0.705	0.022
10071	425199	7420501	0.001	31.7	5.04	73.6	6.61	0.439	0.021
10072	425700	7420501	0.0011	30	6.49	73.7	6.62	0.479	0.02
10073	426200	7420500	0.001	31.5	5.27	75.3	6.78	0.476	0.021
10074	426700	7420500	0.003	29	7.76	72.2	7.17	0.571	0.018
10075	427200	7420500	0.002	22.6	2.85	55.7	4.98	0.291	0.016
10076	427700	7420501	0.0011	15.4	0.53	22.7	2.89	0.071	0.01
10077	428200	7420500	0.001	15.8	0.47	24.6	3.29	0.071	0.012



Sample	east	north	Au	Cu	Mo	Zn	As	Sb	Te
10078	428700	7420500	0.0008	14.3	0.37	21.2	3.03	0.058	0.011
10079	431701	7418500	0.0004	10.55	0.26	17.8	2.54	0.048	0.009
10080	431201	7418500	0.0015	12.55	0.31	24.3	2.73	0.058	0.009
10081	430700	7418500	0.0009	12.7	0.33	23.9	2.97	0.056	0.01
10082	430201	7418500	0.0005	10.3	0.25	17.2	2.34	0.054	0.009
10083	429699	7418500	0.0005	12.55	0.32	16.8	2.7	0.053	0.01
10084	429201	7418500	0.0009	18.5	0.39	26.8	3.9	0.064	0.011
10085	428701	7418500	0.0009	18.85	0.42	27.5	3.89	0.062	0.013
10086	428200	7418500	0.0006	20	0.42	28.1	3.96	0.066	0.014
10087	427700	7418500	0.0011	22.5	0.43	34.8	3.76	0.068	0.011
10088	427200	7418500	0.001	14.4	0.36	24.5	3.38	0.065	0.009
10089	426701	7418500	0.0007	15.4	1.12	37.4	2.79	0.133	0.011
10090	426200	7418500	0.0012	26.9	3.01	57.1	4.97	0.294	0.016
10091	425700	7418500	0.001	23.4	1.82	51.6	3.85	0.209	0.014
10092	425201	7418501	0.001	27	3.22	63.8	5.36	0.312	0.018
10093	424700	7418500	0.0009	37.7	5.88	84.2	6.97	0.489	0.024
10094	424200	7418500	0.0013	38.2	8.25	87.8	8.07	0.646	0.023
10095	423700	7418500	0.0009	36.7	6.24	83.5	7.27	0.533	0.021
10096	423201	7418500	0.0011	37.6	6.94	86.5	6.83	0.518	0.022
10097	422701	7418500	0.0013	38.7	7.4	89	7.7	0.581	0.02
10098	422200	7418500	0.0027	47.2	16.8	131	11.8	1.03	0.025
10099	421701	7418500	0.0022	31.9	9.05	80.3	6.58	0.619	0.019
10100	421201	7418500	0.0034	41.2	12.3	101.5	10.4	0.853	0.021
10101	420701	7418500	0.0016	28.2	5.41	71.8	5.9	0.442	0.019
10110	435001	7430499	0.0019	22.7	9.26	72.4	7.38	0.616	0.017
10111	434499	7430500	0.0016	19.75	4.39	55.3	5.96	0.338	0.018
10112	434000	7430500	0.0011	18.95	4.19	54.7	5.42	0.318	0.017
10113	433500	7430500	0.0012	23.2	7.46	76	7.66	0.524	0.017
10114	433001	7430500	0.002	29.9	7.85	100.5	7.93	0.61	0.02
10115	432500	7430500	0.002	25.4	6.38	80.3	6.88	0.514	0.02
10116	432001	7430500	0.0019	31.7	12.05	104.5	10.6	0.911	0.02
10117	431500	7430500	0.002	27.1	12.65	97.8	11.3	0.852	0.025
10118	431002	7430500	0.0025	20.6	4.97	54.8	7.44	0.387	0.014
10119	430500	7430500	0.0011	22.5	2.9	71.2	4.41	0.275	0.015
10120	430001	7430500	0.0026	39.2	15.75	124.5	13.65	1.15	0.029
10121	429500	7430500	0.0015	28.5	14.4	95.5	8.56	0.914	0.021
10122	429002	7430500	0.0008	19	4.62	67.2	4.98	0.289	0.021
10123	428500	7430500	0.0009	17.6	5.28	63.4	5.45	0.256	0.023
10124	428000	7430500	0.001	15.15	3.88	49.9	4.79	0.203	0.019
10125	427500	7430500	0.001	20.8	11.5	82.7	7.57	0.508	0.023
10126	427002	7430499	0.0009	18.25	5.29	73.9	5.34	0.263	0.022
10127	426500	7430500	0.0011	21.3	10.45	83.2	7.44	0.439	0.024
10128	426001	7430500	0.0009	18.95	8.39	82	5.84	0.268	0.025



Sample	east	north	Au	Cu	Mo	Zn	As	Sb	Te
10129	425501	7430500	0.0011	18.5	7.35	73.9	6.42	0.326	0.022
10130	425001	7430500	0.0006	14.6	29.3	52.7	7.72	0.159	0.019
10131	424501	7430500	0.0012	18.5	8.21	61.5	7.17	0.395	0.02
10132	424001	7430500	0.0011	24.3	21.4	111.5	8.95	0.886	0.03
10133	423500	7430499	0.001	19.5	14.55	85	7.6	0.668	0.026
10134	423001	7430499	0.0007	20.5	8.92	70.9	7.06	0.459	0.022
10135	422501	7430500	0.0008	17.3	5.55	56.2	4.93	0.29	0.02
10136	422001	7430500	0.0018	32.5	15.45	108	11.2	0.897	0.027
10137	421999	7428500	0.0009	18.95	7.12	61.7	6.03	0.335	0.021
10138	422500	7428500	0.0014	21	9.74	72.2	7.5	0.498	0.019
10139	423000	7428499	0.0012	18.5	10.6	76.2	9.62	0.455	0.02
10140	423501	7428500	0.0039	58.5	47.3	190	15.85	2.26	0.055
10141	424000	7428500	0.0021	34.5	32.5	158	15.95	1.345	0.037
10142	424500	7428501	0.0013	25.3	14	88.5	9.3	0.708	0.028
10143	425000	7428501	0.001	18.85	4.85	59.4	5.94	0.261	0.02
10144	425501	7428500	0.0009	18.1	4.51	59.6	6.06	0.25	0.023
10145	426001	7428500	0.0008	18.45	6.29	59.6	6.8	0.211	0.022
10146	426499	7428500	0.0007	18.8	6.67	58.1	6.33	0.305	0.02
10147	427001	7428500	0.0012	7.04	6.43	18.4	5.2	0.073	0.009
10148	427500	7428500	0.0005	4.99	3.44	6	1.35	0.043	0.004
10149	428001	7428500	0.0007	17.3	10.3	62.7	6.3	0.302	0.022
10150	428499	7428501	0.0007	16.55	4.63	52.8	4.78	0.271	0.019
10151	429002	7428500	0.0005	16.4	2.72	51.6	4.35	0.176	0.019
10152	429498	7428500	0.0014	25.3	5.33	76.2	5.99	0.379	0.02
10153	430000	7428500	0.0018	23.9	4.21	62.2	6.57	0.318	0.015
10154	430500	7428500	0.0013	25.9	4.72	67.9	6.51	0.392	0.017
10155	431001	7428500	0.0028	27.4	6.04	81.2	6.99	0.585	0.022
10156	431501	7428499	0.001	19	2.9	50.1	4.43	0.254	0.018
10157	432001	7428501	0.0009	17.95	2.38	47.2	3.97	0.221	0.016
10158	432500	7428500	0.0009	24.2	2.13	78.6	4.53	0.282	0.019
10159	433001	7428500	0.0006	23.8	3.64	79.7	4.82	0.392	0.019
10160	433501	7428500	0.0018	38.9	11.4	111	9.76	0.82	0.025
10161	434000	7428500	0.0008	28	7.87	90.3	7.07	0.693	0.02
10162	434500	7428501	0.0017	39.4	11.4	105.5	10.1	0.713	0.025
10163	435500	7430500	0.0016	24.6	13.05	91.4	8.94	0.6	0.021
10164	436000	7430500	0.0013	27.6	10.25	89.6	9.45	0.774	0.02
10165	436499	7430500	0.0025	32.9	27.8	138.5	17.4	1.245	0.035
10166	437001	7430500	0.0028	36	24.2	115.5	9.57	1.23	0.031
10167	437501	7430500	0.0017	37.4	23.9	147	13.15	1.28	0.035
10168	438000	7430500	0.0041	34.2	16	106.5	10.7	0.97	0.025
10169	438499	7430500	0.0011	34.4	16.1	127.5	9.41	1.05	0.026
10170	439001	7430500	0.0019	38.4	16	134.5	9.9	1.115	0.024
10171	439500	7430500	0.0023	31.6	14.05	110.5	9.97	0.931	0.026



Sample	east	north	Au	Cu	Mo	Zn	As	Sb	Te
10172	440000	7430500	0.0021	26.2	10.05	82.4	7.84	0.729	0.021
10173	440499	7430500	0.0021	39	12	142	8.8	1.025	0.027
10174	441001	7430500	0.0024	41.6	15.45	138	10.5	1.155	0.028
10175	441500	7430500	0.0019	36.6	24.5	131.5	10.65	1.165	0.027
10176	442000	7430499	0.0017	25.9	11	87.6	7.42	0.879	0.019
10177	442499	7430500	0.0014	36.5	21.7	145.5	9.52	1.275	0.028
10178	443000	7430500	0.0018	52.6	16.8	166	10.65	1.225	0.034
10179	443500	7430500	0.0033	47.7	16.7	167	10.55	1.25	0.028
10180	444000	7430500	0.0026	38.4	7.71	92.1	8.07	0.807	0.028
10181	444499	7430500	0.0033	43.1	13.25	133.5	11	1.29	0.033
10182	445001	7430500	0.0017	43.1	12.05	108.5	9.92	0.991	0.03
10183	445499	7430501	0.0021	48.8	14.35	125	11.05	1.29	0.031
10184	446000	7430500	0.0022	49.4	16.5	141.5	12.25	1.385	0.036
10185	446499	7430500	0.002	40.2	14.05	141	11.45	1.645	0.035
10186	447003	7430500	0.0027	54.4	21.1	186	13	1.93	0.037
10187	447001	7428500	0.0019	31.5	6.98	84.3	6.99	0.739	0.028
10188	446501	7428500	0.0013	25.4	3.32	60.1	5.55	0.377	0.028
10189	446001	7428501	0.0011	30	4.82	70.3	6.31	0.535	0.025
10190	445500	7428501	0.0014	36.4	6.78	81	7.13	0.689	0.028
10191	445000	7428500	0.0017	31.9	5.71	75.3	6.58	0.604	0.027
10192	444501	7428500	0.0012	35.6	5.87	79.1	6.84	0.659	0.027
10193	443999	7428500	0.0012	26.5	4.19	61.9	6.08	0.457	0.021
10194	443499	7428500	0.0011	36	5.3	80.3	6.52	0.634	0.028
10195	443000	7428501	0.0011	23.9	2.24	59.5	5.17	0.298	0.02
10196	442500	7428500	0.0009	20.6	2.3	51.5	4.87	0.341	0.019
10197	442002	7428500	0.0008	20.9	3.09	53.3	4.54	0.336	0.02
10198	441501	7428500	0.0011	22.7	3.07	54.6	5.19	0.388	0.023
10199	441001	7428500	0.001	27.1	4.65	65.2	6.18	0.505	0.026
10200	440500	7428502	0.0015	33	7.21	82.6	8.35	0.827	0.026
10201	440000	7428500	0.0008	32	5.98	77.4	7.93	0.677	0.028
10202	439500	7428500	0.001	30.8	5.73	75.5	7.43	0.658	0.027
10203	439000	7428500	0.0018	28.3	5.24	85.8	6.18	0.845	0.022
10204	438501	7428500	0.001	28.8	7.95	101	8.38	0.954	0.026
10205	438000	7428500	0.0017	28.3	7.34	83	8.11	0.781	0.026
10206	437501	7428500	0.0015	24.8	2.67	84.4	5.01	0.353	0.023
10207	437000	7428500	0.0027	34.9	10.95	114	9.5	1.345	0.026
10208	436500	7428500	0.0018	28.2	7.63	85.5	7.5	0.996	0.026
10209	436000	7428500	0.0016	23.6	4.66	69	6.56	0.581	0.02
10210	435501	7428500	0.0015	25	3.63	76.1	5.68	0.475	0.024
10211	435001	7428500	0.0012	27.2	4.99	69.7	6.56	0.587	0.026
10212	434001	7426500	0.0013	23.8	3.37	93.8	5.09	0.388	0.02
10213	434500	7426500	0.0019	48.5	13	129	10.7	1.15	0.034
10214	435003	7426500	0.0014	30.7	3.83	75.3	6.48	0.515	0.026



Sample	east	north	Au	Cu	Mo	Zn	As	Sb	Te
10215	435501	7426500	0.0009	28.8	4.1	77.8	6.08	0.391	0.02
10216	436001	7426500	0.0009	20.9	2.57	57.3	4.43	0.234	0.017
10217	436501	7426500	0.0008	14.65	1.63	37.9	3.48	0.152	0.013
10218	437001	7426502	0.001	16.2	0.96	45	3.75	0.127	0.014
10219	437501	7426500	0.0009	18.15	2.18	46.9	3.98	0.178	0.018
10220	438000	7426501	0.0009	31.3	4.06	71.7	6.02	0.365	0.02
10221	438500	7426500	0.001	25.7	3.14	66.8	5.4	0.306	0.022
10222	439001	7426500	0.001	28.2	3.43	60.1	6.16	0.33	0.021
10223	439000	7424500	0.0002	11.35	0.39	55.3	2.53	0.061	0.011
10224	438501	7424501	0.0004	13.7	0.46	67.4	3.05	0.065	0.013
10225	438001	7424500	0.0006	16.7	0.71	79	3.58	0.097	0.016
10226	437500	7424500	0.0003	17.6	0.58	65.6	3.47	0.079	0.015
10227	437000	7424500	0.0008	22.2	1.91	71.5	4.73	0.183	0.016
10228	436500	7424500	0.0009	14.85	0.97	50.2	3.78	0.089	0.014
10229	436000	7424500	0.0009	14.7	0.92	56.4	2.78	0.084	0.012
10230	435500	7424500	0.0012	14.4	0.67	50.8	3.04	0.096	0.013
10231	435001	7424500	0.0005	17.1	1.04	87.3	3.69	0.118	0.014
10232	434501	7424500	0.0003	17.8	0.68	61.3	3.36	0.084	0.015
10233	433999	7424500	0.0002	14.95	0.6	75.4	3.06	0.074	0.011
10234	433500	7424500	0.0005	15.35	0.82	77.2	3.13	0.115	0.013
10235	433500	7426500	0.0007	18.75	2.79	52.6	4.23	0.181	0.018
10236	433000	7426500	0.0008	13.85	1.15	38.2	3.52	0.13	0.013
10237	432501	7426500	0.001	30.1	4.14	83.6	6.71	0.419	0.022
102371	433501	7420500	0.0005	12.45	0.95	40.4	2.66	0.098	0.009
10238	432001	7426500	0.0009	19.85	1.91	63.5	3.85	0.161	0.015
10239	431501	7426500	0.0009	27.7	2.99	92	5.34	0.301	0.02
10240	431000	7426500	0.0006	21	1.48	46.5	3.6	0.145	0.016
10241	430500	7426500	0.0017	17.3	2.02	38.1	3.59	0.18	0.014
10242	430000	7426500	0.0014	28.1	4.6	57.5	5.75	0.411	0.02
10243	429501	7426500	0.0035	40.3	19	119	15.65	1.325	0.029
10244	429000	7426500	0.0009	22.7	6.46	65.7	6.74	0.473	0.022
10245	428500	7426500	<0.0002	19.3	3.27	51.1	5.93	0.379	0.018
10246	428000	7426500	0.0004	21.6	4.63	60.8	6.13	0.456	0.02
10247	427500	7426499	0.0009	19.45	5.06	51.7	7.48	0.458	0.02
10248	427002	7426500	0.0015	24.4	11.15	78.5	9.26	0.615	0.023
10249	426500	7426500	0.002	21.5	10.7	76.3	9.85	0.585	0.022
10250	425999	7426500	0.0016	23.4	7.81	76.7	7.65	0.461	0.022
10251	425499	7426499	0.0013	21.5	6.64	65.9	6.94	0.431	0.017
10252	425000	7426501	0.0011	18.6	4.41	55.1	5.39	0.281	0.019
10253	424500	7426500	0.0016	16.6	2.36	39.2	5.13	0.231	0.013
10254	424000	7426500	0.0012	22.5	4.48	65	6.14	0.433	0.022
10255	425501	7424500	0.0012	21.4	3.15	53.6	5.59	0.304	0.017
10256	426000	7424500	0.0012	22.2	3.29	55.6	5.53	0.349	0.018



Sample	east	north	Au	Cu	Mo	Zn	As	Sb	Te
10257	426500	7424500	0.0011	30.2	5.51	77.3	7.63	0.571	0.023
10258	427000	7424500	0.0018	28.4	5.62	73.8	7.33	0.547	0.022
10259	427500	7424500	0.0021	30.1	4.55	92.4	6.18	0.463	0.021
10260	428000	7424500	0.0016	35.6	4.45	65	6.8	0.37	0.024
10261	428501	7424500	0.0008	13.2	0.7	23.8	3.08	0.082	0.012
10262	428999	7424500	0.0007	14.25	0.53	26.3	2.91	0.077	0.012
10263	429501	7424501	0.0013	17.65	0.71	23	2.84	0.074	0.013
10264	430001	7424500	0.0013	19.2	0.63	26.6	3.71	0.09	0.014
10265	430501	7424500	0.0006	14.25	0.61	19.5	3.29	0.075	0.012
10266	431000	7424500	0.0011	15.7	0.74	33.2	3.63	0.078	0.012
10267	431500	7424501	0.0009	15.55	0.65	31.8	3.04	0.093	0.012
10268	431999	7424500	0.0008	14.65	0.59	43.5	3.33	0.088	0.01
10269	432500	7424500	0.0011	15.6	0.77	47.3	3.44	0.091	0.011
10270	432999	7424500	0.0013	18.05	0.71	28	4.47	0.086	0.017
10271	433001	7422501	0.0009	20.6	0.6	34.8	4.44	0.084	0.016
10272	432501	7422500	0.01	17.45	0.38	17.6	2.82	0.063	0.015
10273	432000	7422500	0.001	27.3	0.59	48.4	4.63	0.093	0.025
10274	431499	7422500	0.0004	10.75	0.42	31.1	3.74	0.077	0.014
10275	431001	7422500	0.0007	19.25	0.39	41.2	3.27	0.063	0.011
10276	430500	7422500	0.0007	17.65	0.65	27.9	3.63	0.088	0.013
10277	430000	7422500	0.0008	14.45	0.44	22.6	3.89	0.062	0.01
10278	429501	7422500	0.0022	13.1	0.4	21.2	3.64	0.061	0.012
10279	429001	7422500	0.0006	16.1	0.49	25.3	3.67	0.074	0.014
10280	428501	7422500	0.0005	16.5	0.67	20.3	3.12	0.081	0.013
10281	428000	7422500	0.001	26.1	3.33	64.5	5.86	0.345	0.017
10282	427500	7422500	0.0014	18.85	0.55	25.4	3.75	0.065	0.014
10283	429001	7420500	0.001	19.2	0.46	22.7	3.67	0.065	0.012
10284	429500	7420500	0.0004	17.1	0.44	20	3.71	0.081	0.018
10285	430001	7420500	0.0009	17.75	0.38	17	3.78	0.074	0.015
10286	430500	7420500	0.0003	15.3	0.36	14.2	3.25	0.08	0.017
10287	431000	7420500	0.0004	12.7	0.35	17.4	3.25	0.076	0.019
10288	431500	7420500	0.0003	12.7	0.44	20.6	3.22	0.089	0.017
10289	432000	7420500	0.0005	12.75	0.4	15.6	3.59	0.068	0.017
10290	432500	7420500	0.0004	12.55	0.46	13.4	3.2	0.076	0.019
10291	433000	7420501	0.0004	19.25	0.38	18.6	3.75	0.07	0.018
10292	432500	7418500	0.0005	12.45	0.23	18.2	2.34	0.068	0.013
10293	433000	7418502	0.0006	11.1	0.31	18.6	2.42	0.063	0.014
10294	433499	7418500	0.0007	10.85	0.26	20.4	2.64	0.069	0.012
10295	434000	7418500	<0.0002	8.93	0.2	20.7	1.59	0.061	0.009
10296	434501	7418500	0.0006	12.15	0.37	28.2	3.44	0.08	0.015
10297	435001	7418500	0.0002	11.5	0.29	28.7	2.38	0.074	0.013
10298	435501	7418500	0.0006	9.51	0.3	19.8	2.99	0.074	0.013
10299	435999	7418500	0.0007	12	0.29	18.8	2.86	0.061	0.014



Sample	east	north	Au	Cu	Mo	Zn	As	Sb	Te
10300	436501	7418500	<0.0002	8.83	0.24	23.4	1.73	0.069	0.012
10301	437000	7418500	<0.0002	7.51	0.2	16.4	2.06	0.06	0.011
10302	437500	7418500	0.0007	9.06	0.28	20.3	2.49	0.072	0.011
10303	438000	7418500	0.0002	9.68	0.23	21.5	2.33	0.063	0.012
10304	438500	7418500	0.0005	15.8	0.3	14.3	3.22	0.069	0.018
10305	439000	7418500	0.0003	14.8	0.24	21.8	3	0.076	0.014
10306	439500	7418500	0.001	21.5	0.33	25.1	3.38	0.083	0.014
10307	440001	7418500	0.0002	15.9	0.2	52.3	2.21	0.073	0.011
10308	440500	7418500	0.0004	16.25	0.34	47.6	3.45	0.082	0.023
10309	442500	7420500	0.0005	15.3	0.36	46	3.31	0.094	0.02
10310	442001	7420500	0.0006	21	0.41	129.5	3.83	0.092	0.027
10311	441501	7420500	0.0002	12.2	0.26	41.9	2	0.073	0.011
10312	441001	7420500	0.0011	12.75	0.28	51.7	2.96	0.135	0.017
10313	440500	7420500	0.0002	9.23	0.29	23.1	2.4	0.078	0.012
10314	440000	7420500	0.0004	8.34	0.24	15.9	2.68	0.054	0.015
10315	439500	7420500	0.0006	12.4	0.29	22.8	2.76	0.078	0.012
10316	439001	7420500	0.0007	13.95	0.29	17.6	3.7	0.05	0.016
10317	438500	7420500	0.0003	10.55	0.25	22.3	2.22	0.054	0.01
10318	438000	7420500	0.0007	14.95	0.35	21.2	3.02	0.077	0.014
10319	437501	7420500	0.0008	15.05	0.29	19.5	3.1	0.072	0.012
10320	437001	7420500	0.0007	13.15	0.31	23	3.26	0.072	0.011
10321	436501	7420500	0.0006	13.75	0.28	22.5	3.09	0.069	0.011
10322	436000	7420500	0.0009	12.75	0.33	21.4	4.1	0.077	0.016
10323	435501	7420500	0.0006	18.9	0.28	12.5	4.5	0.068	0.02
10324	435001	7420500	0.0007	18.15	0.34	20.4	5.83	0.093	0.015
10325	434500	7420500	0.001	16.6	0.3	15.6	3.51	0.094	0.013
10326	434000	7420500	0.0036	22.5	0.22	14.5	5.9	0.059	0.019
10328	433500	7422500	0.0008	17.8	0.42	20.7	3.51	0.068	0.012
10329	434000	7422500	0.0009	17.8	0.62	29.8	6.53	0.112	0.018
10330	434500	7422500	0.0005	23.2	0.51	29.5	6.1	0.108	0.016
10331	435000	7422500	0.0009	20.1	0.51	25.3	4.56	0.082	0.014
10332	435498	7422500	0.0007	19.4	0.55	23.7	4.21	0.073	0.012
10333	435999	7422500	0.0006	16.6	0.34	24	3.56	0.063	0.012
10334	436500	7422500	0.0008	23.1	0.53	36.7	4.19	0.092	0.014
10335	437000	7422500	0.0009	20.4	0.46	72	3.1	0.069	0.013
10336	437501	7422500	0.0005	21.1	0.35	104	3.16	0.075	0.014
10337	438000	7422500	0.001	18.15	0.39	42.4	4.57	0.091	0.015
10338	438500	7422500	0.0004	15.1	0.27	34.3	2.98	0.062	0.012
10339	439001	7422500	0.0003	17.5	0.32	69.2	3.45	0.083	0.014
10340	439501	7422500	0.0007	21	0.47	69.7	3.81	0.086	0.015
10341	440001	7422500	0.0006	14.9	0.35	37.8	2.81	0.071	0.012
10342	416701	7428500	0.0024	22.6	8.09	69.1	8.37	0.6	0.018
10343	417201	7428499	0.0014	21	5.15	64.2	6.61	0.455	0.016



Sample	east	north	Au	Cu	Mo	Zn	As	Sb	Te
10344	417700	7428500	0.0029	29.6	12.8	93.2	11.45	0.97	0.026
10345	418200	7428500	0.0027	31.5	11.2	96.3	11.9	0.767	0.022
10346	418700	7428500	0.0019	34.3	13.45	113	10.55	1.03	0.023
10347	419201	7428501	0.0019	30	10.05	89.9	8.63	0.863	0.021
10348	419701	7428500	0.0056	32.6	11.85	102	11.05	0.849	0.02
10349	420199	7428500	0.0025	35.6	15.15	108.5	13	0.947	0.023
10350	420700	7428500	0.0023	33.9	14.05	116.5	12.2	0.976	0.028
10351	421201	7428500	0.0016	31.2	11.1	99.5	10.85	0.796	0.025
10352	421701	7428500	0.0014	11.1	4.57	32.1	5.06	0.294	0.015
10353	421700	7428000	0.0012	22.8	9.53	79.6	8.38	0.553	0.02
10354	421201	7428000	0.0012	31.4	12.25	123	9.79	0.975	0.023
10355	420700	7428000	0.0016	43	15.05	132.5	10.3	1.315	0.035
10356	420200	7428001	0.0017	47	15.2	138	9.92	1.35	0.037
10357	419702	7428000	0.0022	40.9	13.05	129.5	10.95	1.045	0.034
10358	419201	7428000	0.0019	46.8	16.85	158.5	10.5	1.535	0.035
10359	418701	7428000	0.002	35.8	14.05	112.5	9.98	1.22	0.038
10360	418200	7428000	0.0015	32.6	11.25	102	9.18	0.835	0.03
10361	417702	7428000	0.0024	26.6	9.15	79.3	8.21	0.784	0.025
10362	417199	7428000	0.0169	34.2	22.6	106.5	13.35	1.18	0.036
10363	416701	7428000	0.0022	29.2	15.75	91.8	8.85	1.05	0.033
10364	416200	7428000	0.0042	31.7	16.55	90.7	9.53	1.075	0.032
10365	415700	7427500	0.0045	60.8	50.9	209	21.6	3.96	0.07
10366	416201	7427500	0.003	43.8	26.7	156.5	17	2.11	0.05
10367	416701	7427500	0.0017	26.4	11.95	85.4	8.7	0.848	0.031
10368	417201	7427499	0.0017	23.5	8.36	68	7.39	0.636	0.028
10369	417700	7427500	0.003	37.3	19.15	108.5	13.95	1.24	0.037
10370	418200	7427498	0.0026	37.4	23.6	129.5	16.25	1.505	0.037
10371	418700	7427500	0.0017	24.2	7.52	69.9	6.64	0.713	0.026
10372	419201	7427500	0.0016	26.3	6.85	74.8	7.52	0.616	0.024
10373	419701	7427500	0.0016	24.6	6.05	66	7.39	0.573	0.023
10374	420200	7427500	0.0013	31.2	9.16	84.8	7.59	0.755	0.025
10375	420699	7427500	0.0018	26.5	9.41	79.6	8.68	0.913	0.023
10376	421200	7427500	0.0021	27.7	11.1	82.1	9.14	0.826	0.031
10377	421700	7427500	0.0014	19.3	6.57	55.1	6.08	0.452	0.027
10378	420000	7426500	0.0016	35.9	14.7	103	9.51	1.14	0.029
10379	419500	7426499	0.002	27.6	7.61	82.5	8.95	0.865	0.025
10380	419001	7426500	0.0029	37	15	104	11.9	1.18	0.032
10381	418501	7426500	0.0011	29	9.59	94.4	7.58	1.17	0.029
10382	418000	7426500	0.0024	23.7	12.5	76.7	9.21	1.015	0.028
10383	417500	7426499	0.0015	31.1	16.75	115.5	10.15	1.26	0.038
10384	417000	7426499	0.0015	31.1	11.25	99.7	8.82	1.13	0.034
10385	416502	7426500	0.002	37.2	14.45	105	12.85	1.305	0.036
10386	416001	7426499	0.0016	60.2	54.5	252	20.1	3.92	0.085



Sample	east	north	Au	Cu	Mo	Zn	As	Sb	Te
10387	414800	7426000	0.0021	16.95	8.44	67.3	7.85	0.355	0.023
10388	415300	7426001	0.0019	47.4	28	167	15.05	1.69	0.045
10389	415799	7426001	0.0025	42.8	21.2	135	12.2	1.605	0.036
10390	416301	7426000	0.0012	28.2	15	98.8	9.47	1.285	0.034
10391	416801	7426000	0.0013	25.6	7.43	73	7.66	0.766	0.026
10392	417300	7426000	0.0022	33.7	11.55	107.5	11.55	0.933	0.03
10393	417800	7426000	0.0017	29.5	10.7	83	9.91	0.923	0.032
10394	418301	7426000	0.0016	22.6	4.55	57.4	7.14	0.526	0.023
10395	418801	7426000	0.0022	35.8	9.76	101.5	9.55	1.22	0.028
10396	418200	7425500	0.0012	42.9	16.25	140.5	10.7	1.69	0.043
10397	417700	7425500	0.0017	18.65	5.52	51.3	7.42	0.502	0.023
10398	417200	7425500	0.0018	28.5	10	79.9	10.7	0.965	0.031
10399	416701	7425500	0.0019	29.7	14.65	93.9	12.3	1.155	0.036
10400	416201	7425500	0.0025	52.1	26	154.5	16.85	2.16	0.043
10401	415702	7425500	0.002	54.8	28.1	165	18.8	2	0.046
10402	415201	7425500	0.0023	53.7	40.7	195	18.2	2.81	0.057
10403	414700	7425500	0.0019	23	12.2	88.2	11.55	0.856	0.026
10404	414201	7425500	0.0019	19.65	17	76.8	12.45	0.613	0.024
10405	413199	7424500	0.0008	19	5.68	57.9	5.96	0.435	0.023
10406	413701	7424500	0.0028	48	29	159.5	18	2.07	0.046
10407	414199	7424500	0.001	22.1	18.5	95.5	12.95	0.819	0.028
10408	414700	7424500	0.0025	39.2	10.75	97.6	10.4	1.375	0.035
10409	415200	7424500	0.0015	28.5	10.45	87.1	9.6	1.02	0.032
10410	415701	7424500	0.0075	74	32.4	163	20.3	3.54	0.075
10411	416200	7424500	0.0019	35.1	14.7	119.5	11.45	1.04	0.031
10412	416700	7424500	0.0015	22.5	5.69	61.8	6.46	0.663	0.025
10413	417200	7424500	0.0017	17.7	2.85	47.9	5.16	0.473	0.02
10414	417699	7424499	0.0011	24.3	9.72	83.7	7.91	1.28	0.034
10415	417701	7424000	0.001	17.4	2.16	45.9	4.87	0.314	0.02
10416	417201	7424000	0.0005	18.4	2.26	47.2	3.06	0.351	0.02
10417	416701	7424000	0.0013	28.5	8.81	81	8.58	0.931	0.024
10418	416201	7424000	0.0018	24.8	12.25	81.5	9.04	1.07	0.032
10419	415701	7424000	0.0011	21.6	11.25	75.7	8.74	0.709	0.025
10420	415201	7424000	0.0017	28.4	9.04	87.7	8.33	0.813	0.031
10421	414700	7424000	0.0018	36.9	13.65	119	14.85	1.725	0.037
10422	414200	7424000	0.002	23.7	9.37	70.7	9.66	0.65	0.027
10423	413701	7424000	0.0016	28.5	14.2	93.3	13.15	1.08	0.033
10424	413200	7424000	0.0019	37.3	24.5	144.5	13.6	1.855	0.048

Appendix 1: JORC Code, 2012 Edition - Table 1

JORC Code, 2012 Edition – Table 1 report template

Section 1 Sampling Techniques and Data

(Criteria in this section apply to all succeeding sections.)

Criteria	JORC Code explanation	Commentary
Sampling techniques	<ul style="list-style-type: none"> • <i>Nature and quality of sampling (eg cut channels, random chips, or specific specialised industry standard measurement tools appropriate to the minerals under investigation, such as down hole gamma sondes, or handheld XRF instruments, etc). These examples should not be taken as limiting the broad meaning of sampling.</i> • <i>Include reference to measures taken to ensure sample representivity and the appropriate calibration of any measurement tools or systems used.</i> • <i>Aspects of the determination of mineralisation that are Material to the Public Report.</i> • <i>In cases where 'industry standard' work has been done this would be relatively simple (eg 'reverse circulation drilling was used to obtain 1 m samples from which 3 kg was pulverised to produce a 30 g charge for fire assay'). In other cases more explanation may be required, such as where there is coarse gold that has inherent sampling problems. Unusual commodities or mineralisation types (eg submarine nodules) may warrant disclosure of detailed information.</i> 	<ul style="list-style-type: none"> • Soil sampling by GCM involved sampling at a 10cm depth at mostly 500m and 1-kilometre intervals. The 1kg samples were from clear sites located by GPS in GDA94 zone 54. The sieve size used here was the ultrafine fraction (75 microns).
Drilling techniques	<ul style="list-style-type: none"> • <i>Drill type (eg core, reverse circulation, open-hole hammer, rotary air blast, auger, Bangka, sonic, etc) and details (eg core diameter, triple or standard tube, depth of diamond tails, face-sampling bit or other type, whether core is oriented and if so, by what method, etc).</i> 	<ul style="list-style-type: none"> • No drilling
Drill sample recovery	<ul style="list-style-type: none"> • <i>Method of recording and assessing core and chip sample recoveries and results assessed.</i> • <i>Measures taken to maximise sample recovery and ensure representative nature of the samples.</i> • <i>Whether a relationship exists between sample recovery and grade and whether sample bias may have occurred due to preferential loss/gain of fine/coarse material.</i> 	<ul style="list-style-type: none"> • No drilling
Logging	<ul style="list-style-type: none"> • <i>Whether core and chip samples have been geologically and geotechnically logged to a level of detail to support appropriate Mineral Resource estimation, mining studies and metallurgical studies.</i> • <i>Whether logging is qualitative or quantitative in nature. Core (or costean, channel, etc) photography.</i> 	<ul style="list-style-type: none"> • No drilling

Criteria	JORC Code explanation	Commentary
Sub-sampling techniques and sample preparation	<ul style="list-style-type: none"> • <i>The total length and percentage of the relevant intersections logged.</i> • <i>If core, whether cut or sawn and whether quarter, half or all core taken.</i> • <i>If non-core, whether riffled, tube sampled, rotary split, etc and whether sampled wet or dry.</i> • <i>For all sample types, the nature, quality and appropriateness of the sample preparation technique.</i> • <i>Quality control procedures adopted for all sub-sampling stages to maximise representivity of samples.</i> • <i>Measures taken to ensure that the sampling is representative of the in situ material collected, including for instance results for field duplicate/second-half sampling.</i> • <i>Whether sample sizes are appropriate to the grain size of the material being sampled.</i> 	<ul style="list-style-type: none"> • The samples were dried and sieved by Australian Laboratory Services prior to analyses in Perth. Sample prep code SCR-41f
Quality of assay data and laboratory tests	<ul style="list-style-type: none"> • <i>The nature, quality and appropriateness of the assaying and laboratory procedures used and whether the technique is considered partial or total.</i> • <i>For geophysical tools, spectrometers, handheld XRF instruments, etc, the parameters used in determining the analysis including instrument make and model, reading times, calibrations factors applied and their derivation, etc.</i> • <i>Nature of quality control procedures adopted (eg standards, blanks, duplicates, external laboratory checks) and whether acceptable levels of accuracy (ie lack of bias) and precision have been established.</i> 	<ul style="list-style-type: none"> • Two analytical methods were applied, both considered the most appropriate. • MS1L-REE for rare earths • ME-MS41L multi element super trace lowest detection limit aqua regia digest ICP-MS finish. • Blanks and duplicates run by ALS.
Verification of sampling and assaying	<ul style="list-style-type: none"> • <i>The verification of significant intersections by either independent or alternative company personnel.</i> • <i>The use of twinned holes.</i> • <i>Documentation of primary data, data entry procedures, data verification, data storage (physical and electronic) protocols.</i> • <i>Discuss any adjustment to assay data.</i> 	<ul style="list-style-type: none"> • No drilling samples.
Location of data points	<ul style="list-style-type: none"> • <i>Accuracy and quality of surveys used to locate drill holes (collar and down-hole surveys), trenches, mine workings and other locations used in Mineral Resource estimation.</i> • <i>Specification of the grid system used.</i> • <i>Quality and adequacy of topographic control.</i> 	<ul style="list-style-type: none"> • Handheld GPS.
Data spacing and distribution	<ul style="list-style-type: none"> • <i>Data spacing for reporting of Exploration Results.</i> • <i>Whether the data spacing and distribution is sufficient to establish the degree of geological and grade continuity appropriate for the Mineral Resource and Ore Reserve estimation procedure(s) and classifications applied.</i> • <i>Whether sample compositing has been applied.</i> 	<ul style="list-style-type: none"> • Sufficient to outline large scale (> 4 sq. km.) initial targets under cover.

Criteria	JORC Code explanation	Commentary
Orientation of data in relation to geological structure	<ul style="list-style-type: none"> Whether the orientation of sampling achieves unbiased sampling of possible structures and the extent to which this is known, considering the deposit type. If the relationship between the drilling orientation and the orientation of key mineralised structures is considered to have introduced a sampling bias, this should be assessed and reported if material. 	<ul style="list-style-type: none"> Not applicable
Sample security	<ul style="list-style-type: none"> The measures taken to ensure sample security. 	<ul style="list-style-type: none"> Delivered directly to ALS in Mount Isa by GCM personnel.
Audits or reviews	<ul style="list-style-type: none"> The results of any audits or reviews of sampling techniques and data. 	<ul style="list-style-type: none"> Results are consistent between two batches of sampling. Follow up results agreed with first pass results over the target area.

Section 2 Reporting of Exploration Results

(Criteria listed in the preceding section also apply to this section.)

Criteria	JORC Code explanation	Commentary
Mineral tenement and land tenure status	<ul style="list-style-type: none"> Type, reference name/number, location and ownership including agreements or material issues with third parties such as joint ventures, partnerships, overriding royalties, native title interests, historical sites, wilderness or national park and environmental settings. The security of the tenure held at the time of reporting along with any known impediments to obtaining a licence to operate in the area. 	<ul style="list-style-type: none"> The results are from 100% owned Green Critical Minerals EPMs 28251 and 28253. The EPMs are subject to Native Title under standard conditions. EPM 28251 has a gas pipeline easement on the eastern edge, otherwise there are no known access restrictions. Drilling is not permitted in the river channels, as is standard in Queensland.
Exploration done by other parties	<ul style="list-style-type: none"> Acknowledgment and appraisal of exploration by other parties. 	<ul style="list-style-type: none"> Previous work by Hartz Rare Earths Pty Ltd under EPMs 25158, 25159, 25160 and 25295 was restricted to stream sediment sampling which outlined rare earths and ore element anomalism. The sources were not located. Jacaranda Minerals Ltd conducted uranium exploration under EPMs 15234, 15235, and 15236. This culminated in a wide spaced very shallow drilling campaign that failed to meet expectations.
Geology	<ul style="list-style-type: none"> Deposit type, geological setting and style of mineralisation. 	<ul style="list-style-type: none"> Intrusion related gold deposits and copper gold molybdenum porphyry with skarns.
Drill hole Information	<ul style="list-style-type: none"> A summary of all information material to the understanding of the exploration results including a tabulation of the following information for all Material drill holes: <ul style="list-style-type: none"> easting and northing of the drill hole collar elevation or RL (Reduced Level – elevation above sea level in 	<ul style="list-style-type: none"> No drilling near the GCM targets.

Criteria	JORC Code explanation	Commentary
	<ul style="list-style-type: none"> metres) of the drill hole collar ○ dip and azimuth of the hole ○ down hole length and interception depth ○ hole length. • If the exclusion of this information is justified on the basis that the information is not Material and this exclusion does not detract from the understanding of the report, the Competent Person should clearly explain why this is the case. 	
Data aggregation methods	<ul style="list-style-type: none"> • In reporting Exploration Results, weighting averaging techniques, maximum and/or minimum grade truncations (eg cutting of high grades) and cut-off grades are usually Material and should be stated. • Where aggregate intercepts incorporate short lengths of high grade results and longer lengths of low grade results, the procedure used for such aggregation should be stated and some typical examples of such aggregations should be shown in detail. • The assumptions used for any reporting of metal equivalent values should be clearly stated. 	<ul style="list-style-type: none"> • No drilling
Relationship between mineralisation widths and intercept lengths	<ul style="list-style-type: none"> • These relationships are particularly important in the reporting of Exploration Results. • If the geometry of the mineralisation with respect to the drill hole angle is known, its nature should be reported. • If it is not known and only the down hole lengths are reported, there should be a clear statement to this effect (eg 'down hole length, true width not known'). 	<ul style="list-style-type: none"> • No drilling and no drill sections reported
Diagrams	<ul style="list-style-type: none"> • Appropriate maps and sections (with scales) and tabulations of intercepts should be included for any significant discovery being reported These should include, but not be limited to a plan view of drill hole collar locations and appropriate sectional views. 	<ul style="list-style-type: none"> • Not applicable
Balanced reporting	<ul style="list-style-type: none"> • Where comprehensive reporting of all Exploration Results is not practicable, representative reporting of both low and high grades and/or widths should be practiced to avoid misleading reporting of Exploration Results. 	<ul style="list-style-type: none"> • Not applicable
Other substantive exploration data	<ul style="list-style-type: none"> • Other exploration data, if meaningful and material, should be reported including (but not limited to): geological observations; geophysical survey results; geochemical survey results; bulk samples – size and method of treatment; metallurgical test results; bulk density, groundwater, geotechnical and rock characteristics; potential deleterious or contaminating substances. 	<ul style="list-style-type: none"> • Public magnetic data sourced from the Qld government has been depth modelled by the GeoDiscovery Group on behalf of Green Critical Minerals.
Further work	<ul style="list-style-type: none"> • The nature and scale of planned further work (eg tests for lateral extensions or depth extensions or large-scale step-out drilling). • Diagrams clearly highlighting the areas of possible extensions, 	<ul style="list-style-type: none"> • The company plans to conduct first pass drilling during mid-2024.

Criteria	JORC Code explanation	Commentary
	<i>including the main geological interpretations and future drilling areas, provided this information is not commercially sensitive.</i>	