

Deal Name: **Driver Australia Seven**

Issuer: Perpetual Corporate Trust Limited (ABN 99 000 341 533)
of Level 18, 123 Pitt Street,
Sydney NSW 2000 Australia
in its capacity as trustee of the Driver Australia Seven Trust.

Originator of the Receivables: Volkswagen Financial Services Australia Pty Ltd

Seller of the Receivables: Volkswagen Financial Services Australia Pty Ltd

Servicer name: Volkswagen Financial Services Australia Pty Ltd

Reporting Entity: Volkswagen Financial Services Australia Pty Ltd
ABS Operations
(Physical Address)
Level 1, 24 Muir Road,
Chullora NSW 2190
(Postal Address)
Locked Bag 4002
Chullora NSW 2190

Contact: Phone: +61 2 9751 6257
Fax: +61 2 9695 6399
Email: ABSOperations.Australia@vwfs.com.au

Corporate Service Provider: Perpetual Corporate Trust Limited
(ABN 99 000 341 533)
of Level 18, 123 Pitt Street,
Sydney NSW 2000 Australia in its personal capacity.



Contents

Page	Table of Contents
1	Cover
2	Contents
3	Reporting Details
4	Parties Overview
5	Transaction Events I
6	Transaction Events II
7	Transaction Events III
8	Information regarding the Notes I
9	Information regarding the Notes II
10	Cash Collateral Account
11	Credit Enhancement
12	Swap Fixing / Waterfall
13	Retention of Net Economic Interest
14	Amortisation Profile I
15	Amortisation Profile II
16	Run Out Schedule I
18	Run Out Schedule II
19	Outstanding Contracts I
21	Outstanding Contracts II
22	Arrears
24	Net Salvage Loss
25	Net Salvage After Recoveries
26	Prepayments
27	Pool Data I
29	Pool Data II
30	Pool Data III
32	Pool Data IV
34	Pool Data V
36	Pool Data VI
37	Pool Data VII
43	Pool Data VIII
45	Pool Data IX
47	Hardship Extensions
48	Engine Type
50	Contract Level Data

Reporting Details

Deal Overview

Pool Cut Date	31/10/2021	Publication Date:	16/11/2023 (16th of each month)
Scheduled Date of Clean-Up-Call	09/2025	Payment Date:	21/11/2023 (21st of each month)
Legal Maturity Date	21/01/2030	Reporting Date:	31/10/2023
Issue Date	22/11/2021	Asset Collection Period:	from 01/10/2023 until 31/10/2023
Period No.:	24	Interest Accrual Period	from 23/10/2023 until 21/11/2023
Reporting frequency:	Monthly	Note Payment Period:	from 23/10/2023 until 21/11/2023
Next Payment Date:	21/12/2023	Days accrued:	29

Vehicle Type at Pool Cut	Number of Contracts	Percentage of Contracts	Outstanding Discounted Receivables Balance	Percentage Outstanding Discounted Receivables Balance
New	10,680	70.07%	463,158,976.27 AUD	77.19%
Used	4,561	29.93%	136,866,121.79 AUD	22.81%
Total	15,241	100.00%	600,025,098.06 AUD	100.00%

Credit Type at Pool Cut	Number of Contracts	Percentage of Contracts	Outstanding Discounted Receivables Balance	Percentage Outstanding Discounted Receivables Balance
Chattel Mortgage	9,371	61.49%	414,965,143.56 AUD	69.16%
Consumer Loan	5,870	38.51%	185,059,954.50 AUD	30.84%
Total	15,241	100.00%	600,025,098.06 AUD	100.00%

Parties Overview

<p>Lead Managers:</p> <p>Australia and New Zealand Banking Group Limited (ABN 11 005 357 522) ANZ Tower 242 Pitt Street Sydney, NSW 2000 Australia</p> <p>Bank of America Merrill Lynch (which is the trading name of Merrill Lynch International) (ARBN 125 336 567) Merrill Lynch Financial Centre 2 King Edward Street London EC1A 1HQ United Kingdom</p>	<p>Security Trustee:</p> <p>P.T. Limited (ABN 67 004 454 666) Level 18 123 Pitt Street Sydney NSW 2000 Australia</p>
<p>Trustee:</p> <p>Perpetual Corporate Trust Limited (ABN 99 000 341 533) of Level 18, 123 Pitt Street, Sydney NSW 2000 Australia in its capacity as trustee of the Driver Australia Seven Trust.</p>	<p>Trust Manager:</p> <p>Perpetual Nominees Limited (ABN 37 000 733 700) of Level 18, 123 Pitt Street, Sydney NSW 2000 Australia in its capacity as the trust manager for the Driver Australia Seven Trust</p>
<p>Sub Trust Manager:</p> <p>Volkswagen Financial Services Australia Pty Limited (ABN 20 097 071 460) Level 1, 24 Muir Road, Chullora, NSW 2190</p>	<p>Account Bank:</p> <p>Australia and New Zealand Banking Group Limited (ABN 11 005 357 522) ANZ Tower 242 Pitt Street Sydney, NSW 2000 Australia</p>
<p>Clearing Systems:</p> <p>Austraclear Limited 30-32 Grosvenor Street. Sydney, NSW 2000</p>	<p>Swap Counterparty:</p> <p>ING Bank N.V. (ID 26 300 892 1) Bijlmerdreef 106 1102 CT Amsterdam The Netherlands</p>
<p>Servicer:</p> <p>Volkswagen Financial Services Australia Pty Limited (ABN 20 097 071 460) Level 1, 24 Muir Road, Chullora, NSW 2190 email: ABSOperations.Australia@vwfs.com.au phone: +61 2 9751 6257</p>	<p>Rating Agencies:</p> <p>Fitch Ratings Attn.: Australia Surveillance Suite 15.01, Level 15, 135 King Street Sydney, NSW 2000 Australia email: australia.surveillance@fitchratings.com</p> <p>Moody's Attn.: Monitor Sydney Level 10, 1 O'Connell Street Sydney, NSW 2000 Australia email: Monitor.Sydney@moodys.com</p>

Transaction Events (I)

Clean-Up Call Condition

Percentage of Current Outstanding Discounted Receivables Balance	42.73%	
Min. Percentage of Outstanding Discounted Receivables Balance	10.00%	The Clean-Up-Call Condition is expected to be reached in 09/2025.

Clean-Up Call

VWFS Australia will have the right at its option to exercise a Clean-Up Call and to repurchase all (but not only some) of the Purchased Receivables from the Issuer at any time when the then outstanding Aggregate Discounted Receivables Balance is less than ten (10) per cent. of the Aggregate Cut-off Date Discounted Receivables Balance and, assuming the Transaction Documents are given full effect, all payment obligations under the Notes, including principal and accrued interest, will thereby be fulfilled in accordance with the Order of Priority (the Clean-up Call Conditions).

Repurchase of Receivables	Number of contracts	% of Contracts	Outstanding Discounted Receivables Balance	% of Outstanding Discounted Receivables Balance	Interest Compensation Payment	Re-Purchase Price
Current Period	-	0.00%	- AUD	0.00%	- AUD	- AUD
Previous Periods	-	0.00%	- AUD	0.00%	- AUD	- AUD
Total	-	0.00%	- AUD	0.00%	- AUD	- AUD

If a repurchase of receivables occurred, it would only result from non-eligibility as of the respective Pool Cut Date (which has been discovered at a later stage), a Legitimate Repudiation of a Receivables Contract, a Reloaded Contract or a Flat-Cancelled Contract.

Transaction Party Replacements

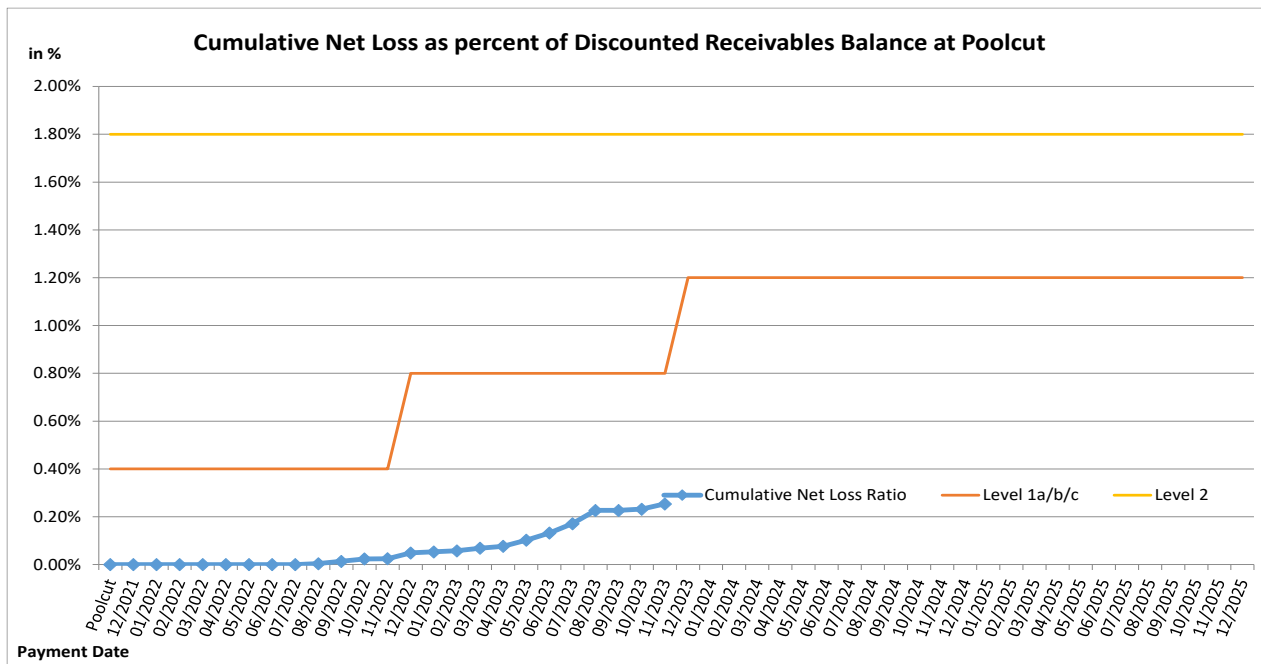
Capacity of Transaction Party	Date of Replacement	Reason for Replacement	Replaced Party	Replaced by

Transaction Events (II)

Credit Enhancement Increase Conditions

Level 1a Credit Enhancement Increase Condition - Cumulative Net Losses do not amount to 0.4% for any Payment Date prior to or during Nov 2022	NO
Level 1b Credit Enhancement Increase Condition - Cumulative Net Losses do not amount to 0.8% for any Payment Date from Dec 2022 but prior to or during Nov 2023	NO
Level 1c Credit Enhancement Increase Condition - Cumulative Net Losses do not amount to 1.2% for any Payment Date after Nov 2023	NO
Level 2 Credit Enhancement Increase Condition - Cumulative Net Losses do not amount to 1.8% for any Payment Date	NO

Net losses	Net Loss Amount
Net Salvage Loss registered in current Period	132,797.26 AUD
Cumulative Net Salvage Loss incl. current Period	1,522,506.74 AUD
Cumulative Net Salvage Loss as of the End of the Monthly Period	1,522,506.74 AUD
Discounted Balance as of Pool Cut Date	600,025,098.06 AUD
Cumulative Net Loss as percentage of Discounted Receivables Balance at Pool Cut	0.25374%



Transaction Events (III)

Account Bank:

Australia and New Zealand Banking Group Limited

Current Rating *

Minimum required Rating (if no short term Rating available, the higher long term rating is applicable)

or

Fitch			Moody's		
Long Term	Short Term	Outlook	Long Term	Short Term	Outlook
A+	F1	Stable	Aa3	P-1	Stable
-	F1	-	A2	P-1	-
A	-	-	A2	P-1	-

If the Account Bank ceases to have the Account Bank Required Rating it shall, at its own cost,

(i) transfer the accounts to an Eligible Collateral Bank, or

(ii) provide a guarantee from an Eligible Guarantor, or

If none of the measures is taken within a given timespan, the Issuer may enter into new banking arrangements at its own initiative with another Account Bank.

(Please refer to the Prospectus for a complete description of the mechanism)

Required Rating:

Fulfilled

Swap Counterparty

ING Bank N.V.

Current Rating *

Minimum required Rating for Class A Notes

Minimum required Rating for Class B Notes

Fitch			Moody's		
Long Term	Short Term	Outlook	Long Term	Short Term	Outlook
AA-	F1+	Stable	A1	P-1	Stable
A	F1	-	A3	-	-
-	-	-	A3	-	-

If the Swap Bank falls below the above mentioned Minimum Rating (Level I) it shall provide Eligible Credit Support by means of Cash or certain types of Prime Debt Obligations

If the Swap Bank ceases to have the even lower Rating as an Eligible Swap Counterparty (Level II) it shall, at its own cost,

(i) transfer all rights and obligations under the Swap Agreement to another Eligible Swap Partner or

(ii) provide a guarantee from an Eligible Guarantor.

If none of the measures is taken within a given timespan, the Issuer may enter into new arrangements at its own initiative with another Swap Bank.

(Please refer to the Prospectus for a complete description of the mechanism)

Required Rating:

Fulfilled

Servicer

Volkswagen Financial Services Australia Pty Ltd

If the Monthly Remittance Condition is satisfied, VWFS Australia, as the Servicer, is required to pay collections of the Purchased Receivables (including proceeds from the disposition of any Financed Objects) received by it during each Monthly Period into the Distribution Account in a single deposit no later than the Payment Date for that Monthly Period.

If the Monthly Remittance Condition is not met, the Servicer must remit collections received by it in respect of the Purchased Receivables in accordance with the procedure outlined in detail in "ADMINISTRATION OF THE PURCHASED RECEIVABLES UNDER THE SERVICING AGREEMENT - Commingling".

Monthly
Remittance
Condition:

Fulfilled

Information regarding the Notes I

Rating at Issue Date	Class A	Class B
Moody's	Aaa (sf)	Aa2 (sf)
Fitch	AAAsf	NRsf

Current Rating	Class A	Class B
Moody's	Aaa (sf)	Aa1 (sf)
Fitch	AAAsf	NRsf

Information on Notes	Class A	Class B
Legal maturity date	21/01/2030	21/01/2030
Scheduled Clean Up Call	Sep 2025	Sep 2025
ISIN:	AU3FN0063434	AU3FN0063442
Common Code:	239718256	239718272
Nominal Amount	100,000.00 AUD	100,000.00 AUD

Information on Interest	Class A	Class B
Spread/ Margin	70 bps	100 bps
Index Rate	1-Month-BBSW	1-Month-BBSW
Fixed/Floating	floating	floating
Current Coupon	1-Month-BBSW + 70	1-Month-BBSW + 100
Day Count Convention	actual/365	actual/365

Information regarding the Notes II

Monthly Period:	10/2023
Payment Date:	21/11/2023
Interest Accrual Period (from/until)	from 23/10/2023 until 21/11/2023
Days accrued	29
Index Rate	1-Month-BBSW
Base Interest Rate:	4.0839%
Day Count Convention	actual/365

Interest Payments	Class A	Class B
Total Interest Amount of the Reporting Period	754,638.43 AUD	98,162.27 AUD
Paid Interest	754,638.43 AUD	98,162.27 AUD

Unpaid Interest	Class A	Class B
Unpaid Interest in the Reporting Period	- AUD	- AUD
Cumulative unpaid Interest	- AUD	- AUD

Note Balance	Class A	Class B
Note Balance as of Poolcut	526,200,000.00 AUD	33,000,000.00 AUD
Note Balance as of the Beginning of the Period	198,541,679.64 AUD	24,302,025.00 AUD
Redemption Amount per Class	8,790,697.20 AUD	3,223,895.40 AUD
Class Balance as of the End of the Period	189,750,982.44 AUD	21,078,129.60 AUD

Payments to Investors per note	Class A	Class B
Interest Per Note	143.41 AUD	297.46 AUD
Principal Repayment by note	1,670.60 AUD	9,769.38 AUD
Number of Notes	5,262	330
Note Factor	0.3606062	0.6387312

Overcollateralisation Percentage	Class A	Class B
Initial OC Percentage at Poolcut	12.3037%	6.8039%
Current OC Percentage	26.0000%	17.7800%
Target OC Percentage	26.0000%	18.0000%

Subordinated Loan	
Balance as of the Beginning of the Period	34,115,247.75 AUD
Regular Redemption from Waterfall	- AUD
Redemption from Cash Collateral Account	- AUD
Balance as of the End of the Period	34,115,247.75 AUD

Cash Collateral Account

Cash collateral account (CCA)	Value
CCA Opening Balance - Initial balance at poolcut	7,200,000.00 AUD
Balance as of the beginning of the period	6,000,000.00 AUD
Specified General Cash Collateral Account Balance	6,000,000.00 AUD
the greater of: 1.20 per cent of the Aggregate Discounted Receivables Balance as of the end of the Monthly Period; and	3,077,042.74 AUD
the lesser of: \$6,000,000; and	6,000,000.00 AUD
the aggregate outstanding principal amount of the Class A Notes and Class B Notes as of the end of the Monthly Period	222,843,704.64 AUD
Payments	- AUD
General payment from CCA	- AUD
General payment to CCA	- AUD
Balance as of the end of the period	6,000,000.00 AUD

Credit Enhancement

Credit Enhancement as of Poolcut Date	% of Aggregate Discounted Receivables Balance	Value
Class B Note	5.50%	33,000,000.00 AUD
Subordinated Loan	5.80%	34,825,098.06 AUD
Overcollateralisation	1.00%	6,000,000.00 AUD
Cash Collateral Account	1.20%	7,200,000.00 AUD

Cash Collateral Account (CCA)	Value	in % of Outstanding Discounted Receivables Balance as of Poolcut Date
Initial Balance at Poolcut	7,200,000.00 AUD	1.20%
Initial Targeted Balance at Poolcut	7,200,000.00 AUD	1.20%
Current Targeted Balance	6,000,000.00 AUD	1.00%
Balance as of the Beginning of the Period	6,000,000.00 AUD	1.00%
Payment from CCA	- AUD	0.00%
Payment to CCA	- AUD	0.00%
Balance as of the End of the Period	6,000,000.00 AUD	1.00%

Calculation of Credit Enhancement

Initially, Driver Australia Seven's Credit Enhancement consists of the respective Note Issue in comparison to the Discounted Receivables Balance as of Poolcut, minus any Senior Debt Issuance. This 'Overcollateralisation' (i.e. Credit Enhancement excluding the Cash Collateral Account) is specific for each Note Series and increases with its seniority.

Subsequently, the 'Overcollateralisation' is calculated (as an Overcollateralisation Percentage) on a monthly basis, all on end of month figures. Considering the seniority of the respective Note Series, redemption is made until a Target Overcollateralisation Percentage has been reached. All remaining funds will be used to perform payments in the more junior positions of the Order of Priority.

The Target OC percentages for each Note Class are determined subject to 3 items:

- They will increase in 2 steps in case the Cumulative Net Loss Ratio exceeds a certain level and Credit Enhancement Increase Condition is met.
- They will increase to 100% if the Aggregate Discounted Receivables Balance falls below 10.00% of the Aggregate Discounted Receivables Balance at Cut-Off Date (without a Clean-Up Call being exercised).
- A Foreclosure Event causes the transaction to switch into sequential payment mode, in which case the OC Percentages will not determine the maximum redemption amount and may be exceeded.

In addition, there is the 'General Cash Reserve', in the form of a Cash Collateral Account, which is in principle to the benefit of all Tranches over the entire lifetime of the transaction.

Swap Fixing / Waterfall

Amortising Interest Rate Swap	Class A	Class B
Initial Principal	526,200,000.00 AUD	33,000,000.00 AUD
Underlying Principal for Reporting Period	198,541,679.64 AUD	24,302,025.00 AUD
Paying Leg	Fixed Interest Rate	Fixed Interest Rate
Receiving Leg	Floating Interest Rate	Floating Interest Rate
Net Swap Payments - Net Swap Receipts	(505,634.07 AUD)	(59,036.01 AUD)

Available Distribution Amount Calculation	Payment to waterfall position	Remaining Amount
1) i) Available Collections Amount from Contracts	13,163,585.43 AUD	13,163,585.43 AUD
1) ii) Available Collections - Interest on Trust Account	24,084.85 AUD	13,187,670.28 AUD
2) Drawings From Cash Collateral Account as provided for in clause 12.1 of the Issue Supplement	- AUD	13,187,670.28 AUD
3) i) Net Swap Receipts - Class A	505,634.07 AUD	13,693,304.35 AUD
3) ii) Net Swap Receipts - Class B	59,036.01 AUD	13,752,340.36 AUD
4) Damages and Indemnity Payments to Issuer	- AUD	13,752,340.36 AUD
5) Other Reimbursement Amounts	- AUD	13,752,340.36 AUD
6) Buffer Release Amount	(634,391.96 AUD)	13,117,948.40 AUD
Remaining Rounding Amount (M-1)	40.94 AUD	13,117,989.34 AUD

Waterfall	Payment to waterfall position	Remaining Amount
Available Distribution Amount	- AUD	13,117,989.34 AUD
1) Trust Beneficiary \$1	(1.00 AUD)	13,117,988.34 AUD
2) Taxes	- AUD	13,117,988.34 AUD
3) Trust Fees & Expenses and Servicer Fees	(250,580.71 AUD)	12,867,407.63 AUD
4. a) Net Swap Payments - Class A Notes	- AUD	12,867,407.63 AUD
4. b) Net Swap Payments - Class B Notes	- AUD	12,867,407.63 AUD
5. a) Interest accrued in prev. month - Class A	(754,638.43 AUD)	12,112,769.20 AUD
5. b) Interest Shortfalls from prior months - Class A	- AUD	12,112,769.20 AUD
6. a) Interest accrued in prev. month - Class B	(98,162.27 AUD)	12,014,606.93 AUD
6. b) Interest Shortfalls from prior months - Class B	- AUD	12,014,606.93 AUD
7) Payment to Cash Collateral Account	- AUD	12,014,606.93 AUD
8) Principal Payment - Class A	(8,790,697.20 AUD)	3,223,909.73 AUD
9) Principal Payment - Class B	(3,223,895.40 AUD)	14.33 AUD
Remaining Rounding Amount (Current Period)	(14.33 AUD)	- AUD
10) Penalties, Costs, Expenses, Damages, Losses or Liabilities	- AUD	- AUD
11) Other Payment to Swap Counterparties	- AUD	- AUD
12) Subordinated Loan Accrued and Unpaid Interest	- AUD	- AUD
Interest Accrued this period on the Subordinated Loan	- AUD	- AUD
Unpaid Interest on the Subordinated Loan	- AUD	- AUD
13) Subordinated Loan Principal	- AUD	- AUD
14) Surplus Income Distribution to Beneficiary of the Trust	- AUD	- AUD

Distribution of Cash Collateral Account surplus	Payment	Remaining Amount
Payment from CCA	- AUD	- AUD
Payment of Interest Accrued this period on the Subordinated Loan	- AUD	- AUD
Payment of Unpaid Interest on the Subordinated Loan	- AUD	- AUD
Payment in respect of regular redemption to subordinated lender	- AUD	- AUD
Distribution to Beneficiary of the Trust	- AUD	- AUD

Retention of Net Economic Interest

Period	Poolcut	Balance as at Current Period
Total Assets	684,926,843.21 AUD	278,139,180.84 AUD
Nominal Receivables Balance	684,926,843.21 AUD	278,139,180.84 AUD
First loss piece	48,025,098.06 AUD	51,591,116.17 AUD
Subordinated Loan balance	34,825,098.06 AUD	34,115,247.75 AUD
Overcollateralisation	6,000,000.00 AUD	11,475,868.42 AUD
General Cash Collateral Account balance	7,200,000.00 AUD	6,000,000.00 AUD
Actual retention	7.01%	18.55%

In its capacity as originator and original lender, VWFSA complies with the retention requirement of a material net economic interest in accordance with Article 6 (3) (d) of the European Securitisation Regulation.

By adhering to Article 6 (3) (d) of the European Securitisation Regulation, VWFSA will keep the exposures designated for retention on its balance sheet on an ongoing basis.

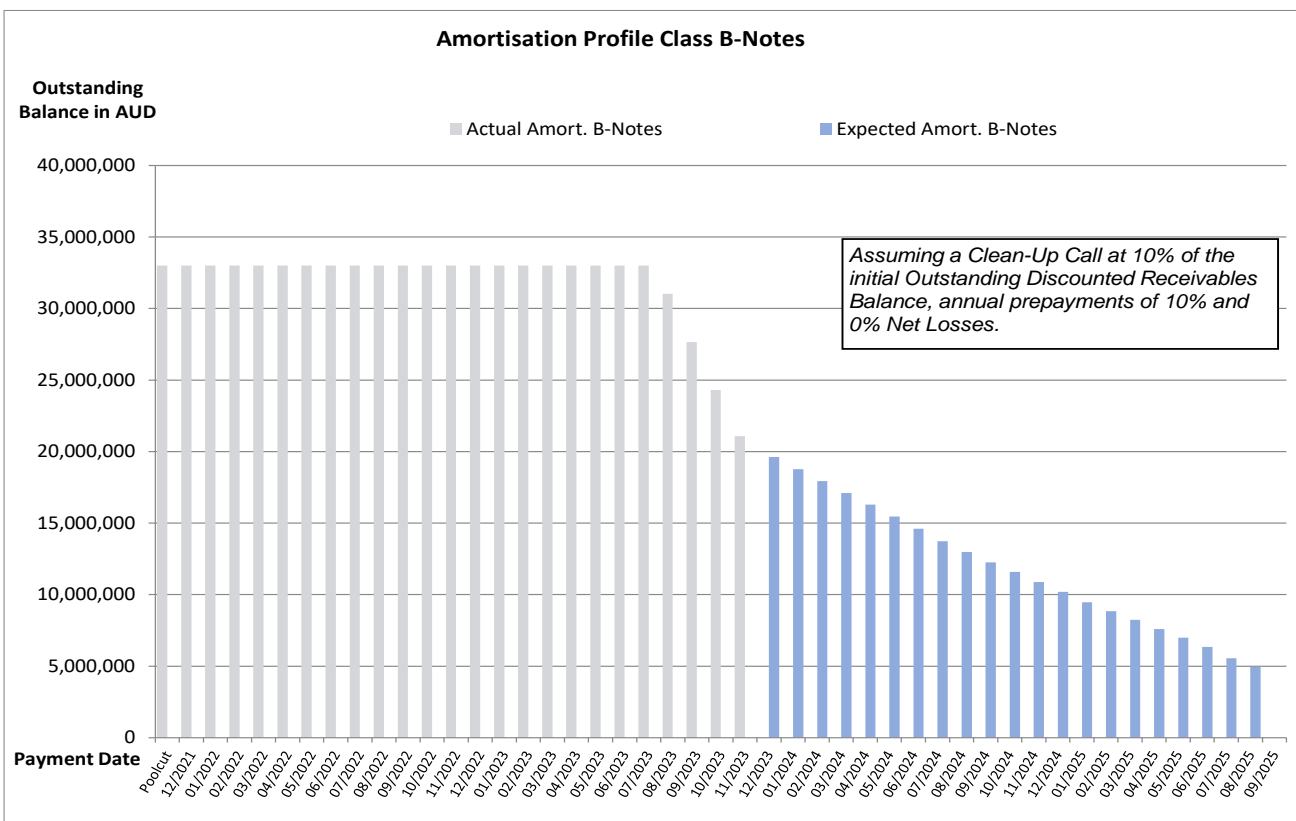
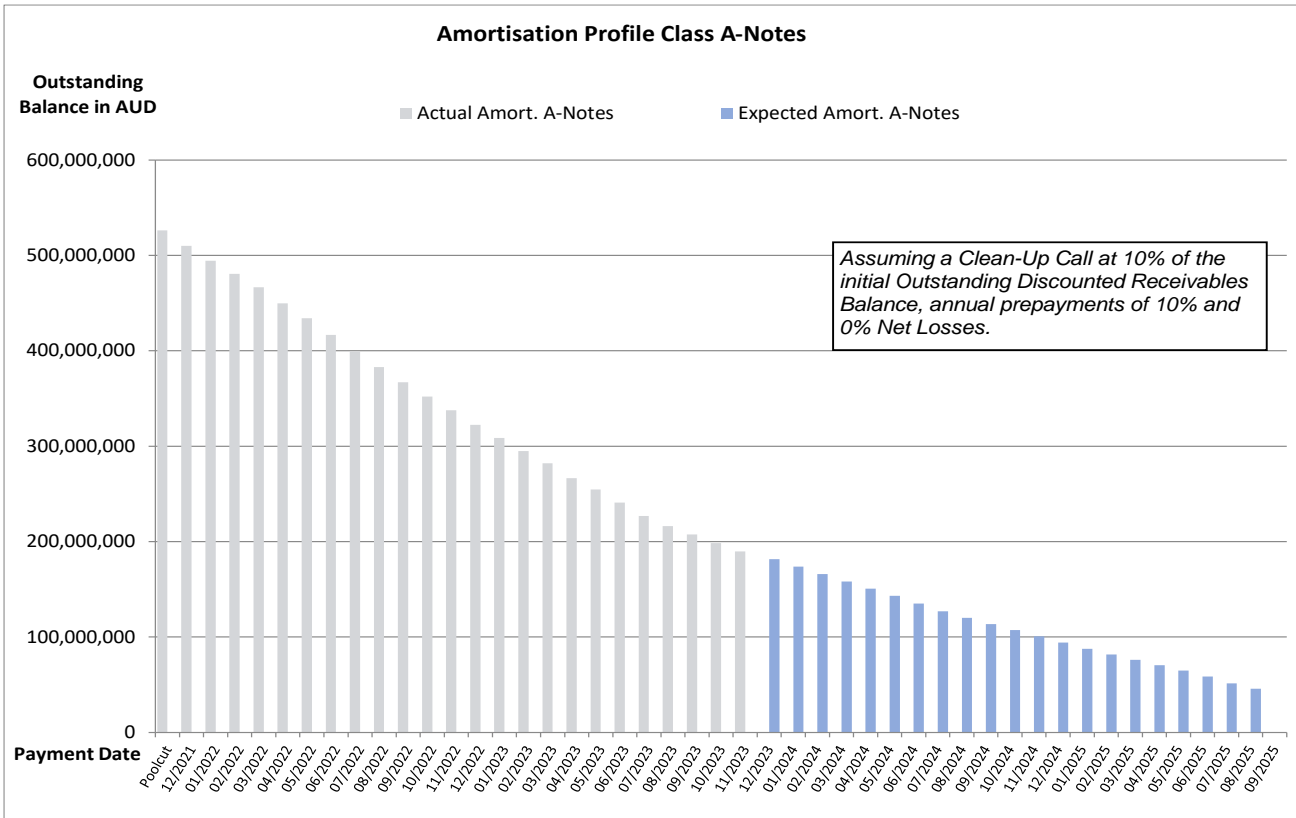
The latest end of month level of retention will be published on a monthly basis in the investor report.

Amortisation Profile I

Note Class	Class A		Class B	
	At Closing: 1.85 yrs	Current: 1.13 yrs	At Closing: 2.84 yrs	Current: 1.01 yrs
WAL	Actual Note Balance	Forecasted Note Balance	Actual Note Balance	Forecasted Note Balance
Payment Date	Actual Note Balance	Forecasted Note Balance	Actual Note Balance	Forecasted Note Balance
Poolcut	526,200,000.00 AUD	- AUD	33,000,000.00 AUD	- AUD
12/2021	510,049,185.54 AUD	- AUD	33,000,000.00 AUD	- AUD
01/2022	494,276,866.74 AUD	- AUD	33,000,000.00 AUD	- AUD
02/2022	480,766,050.30 AUD	- AUD	33,000,000.00 AUD	- AUD
03/2022	466,604,640.18 AUD	- AUD	33,000,000.00 AUD	- AUD
04/2022	449,793,707.82 AUD	- AUD	33,000,000.00 AUD	- AUD
05/2022	434,204,927.58 AUD	- AUD	33,000,000.00 AUD	- AUD
06/2022	416,766,133.38 AUD	- AUD	33,000,000.00 AUD	- AUD
07/2022	399,553,605.18 AUD	- AUD	33,000,000.00 AUD	- AUD
08/2022	382,999,405.80 AUD	- AUD	33,000,000.00 AUD	- AUD
09/2022	367,050,704.76 AUD	- AUD	33,000,000.00 AUD	- AUD
10/2022	352,075,000.14 AUD	- AUD	33,000,000.00 AUD	- AUD
11/2022	337,754,730.24 AUD	- AUD	33,000,000.00 AUD	- AUD
12/2022	322,389,374.52 AUD	- AUD	33,000,000.00 AUD	- AUD
01/2023	308,497,905.00 AUD	- AUD	33,000,000.00 AUD	- AUD
02/2023	295,031,605.08 AUD	- AUD	33,000,000.00 AUD	- AUD
03/2023	282,007,734.12 AUD	- AUD	33,000,000.00 AUD	- AUD
04/2023	266,550,924.84 AUD	- AUD	33,000,000.00 AUD	- AUD
05/2023	254,648,386.08 AUD	- AUD	33,000,000.00 AUD	- AUD
06/2023	240,840,950.70 AUD	- AUD	33,000,000.00 AUD	- AUD
07/2023	227,003,048.34 AUD	- AUD	33,000,000.00 AUD	- AUD
08/2023	216,117,548.94 AUD	- AUD	31,022,277.00 AUD	- AUD
09/2023	207,506,075.46 AUD	- AUD	27,654,914.10 AUD	- AUD
10/2023	198,541,679.64 AUD	- AUD	24,302,025.00 AUD	- AUD
11/2023	189,750,982.44 AUD	- AUD	21,078,129.60 AUD	- AUD
12/2023	-	181,562,979.25 AUD	-	19,628,430.19 AUD
01/2024	-	173,682,179.08 AUD	-	18,776,451.80 AUD
02/2024	-	165,858,318.60 AUD	-	17,930,629.04 AUD
03/2024	-	158,307,434.80 AUD	-	17,114,317.27 AUD
04/2024	-	150,661,986.31 AUD	-	16,287,782.31 AUD
05/2024	-	143,105,068.86 AUD	-	15,470,818.26 AUD
06/2024	-	135,190,620.98 AUD	-	14,615,202.27 AUD
07/2024	-	127,090,654.86 AUD	-	13,739,530.26 AUD
08/2024	-	120,048,707.58 AUD	-	12,978,238.65 AUD
09/2024	-	113,407,387.79 AUD	-	12,260,258.14 AUD
10/2024	-	107,218,860.38 AUD	-	11,591,228.15 AUD
11/2024	-	100,638,187.04 AUD	-	10,879,804.01 AUD
12/2024	-	94,297,289.26 AUD	-	10,194,301.54 AUD
01/2025	-	87,671,406.86 AUD	-	9,477,989.93 AUD
02/2025	-	81,790,383.74 AUD	-	8,842,203.65 AUD
03/2025	-	76,158,006.60 AUD	-	8,233,298.01 AUD
04/2025	-	70,326,802.33 AUD	-	7,602,897.55 AUD
05/2025	-	64,728,543.23 AUD	-	6,997,680.35 AUD
06/2025	-	58,690,041.57 AUD	-	6,344,869.35 AUD
07/2025	-	51,461,482.18 AUD	-	5,563,403.47 AUD
08/2025	-	45,883,442.67 AUD	-	4,960,372.18 AUD
09/2025	-	- AUD	-	- AUD

*Based on the following assumptions: CPR of 10%, Net Losses of 0% and Clean Up Call at 10% of the original outstanding discounted receivables balance

Amortisation Profile II

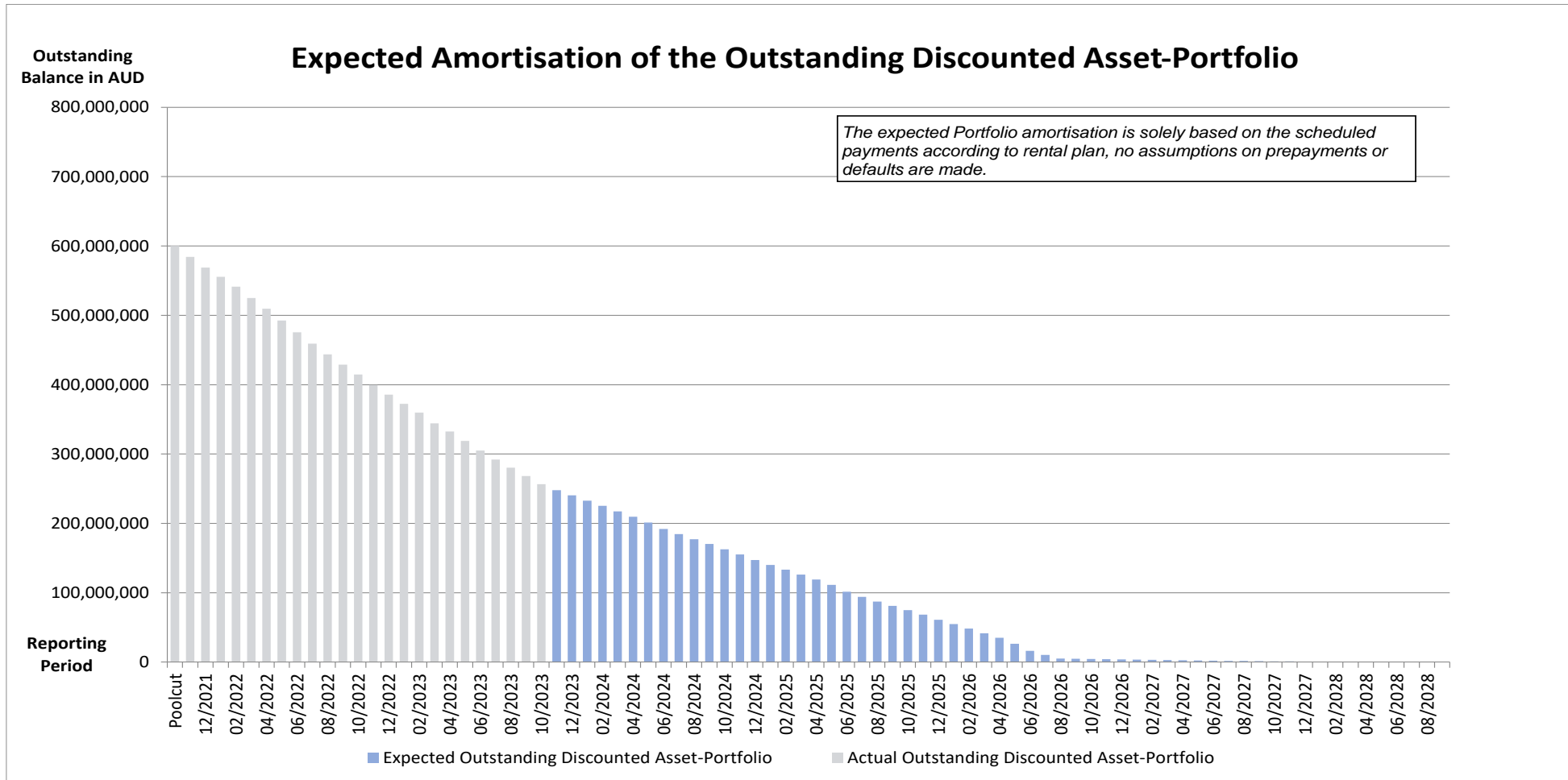


Run Out Schedule I

End of Collection Period	Interest	Principal	Nominal Instalments
arrears	88,060.80 AUD	885,069.02 AUD	973,129.82 AUD
11/2023	1,113,906.45 AUD	7,574,997.69 AUD	8,688,904.14 AUD
12/2023	1,181,955.67 AUD	7,555,808.31 AUD	8,737,763.98 AUD
01/2024	1,155,212.12 AUD	7,616,959.82 AUD	8,772,171.94 AUD
02/2024	1,121,988.52 AUD	7,601,228.22 AUD	8,723,216.74 AUD
03/2024	1,087,538.81 AUD	7,855,268.73 AUD	8,942,807.54 AUD
04/2024	1,050,799.12 AUD	7,775,082.60 AUD	8,825,881.72 AUD
05/2024	1,013,889.52 AUD	8,473,985.90 AUD	9,487,875.42 AUD
06/2024	973,871.72 AUD	9,019,662.24 AUD	9,993,533.96 AUD
07/2024	930,254.38 AUD	7,654,289.89 AUD	8,584,544.27 AUD
08/2024	893,488.25 AUD	7,405,459.52 AUD	8,298,947.77 AUD
09/2024	858,196.88 AUD	6,843,899.36 AUD	7,702,096.24 AUD
10/2024	825,314.25 AUD	7,488,015.29 AUD	8,313,329.54 AUD
11/2024	789,210.53 AUD	7,583,196.24 AUD	8,372,406.77 AUD
12/2024	752,806.74 AUD	7,943,235.57 AUD	8,696,042.31 AUD
01/2025	714,240.61 AUD	7,011,299.70 AUD	7,725,540.31 AUD
02/2025	680,260.83 AUD	6,963,040.19 AUD	7,643,301.02 AUD
03/2025	646,453.23 AUD	7,076,333.30 AUD	7,722,786.53 AUD
04/2025	612,167.91 AUD	7,174,102.64 AUD	7,786,270.55 AUD
05/2025	577,391.53 AUD	7,768,230.37 AUD	8,345,621.90 AUD
06/2025	539,703.93 AUD	9,815,339.01 AUD	10,355,042.94 AUD
07/2025	492,116.65 AUD	7,341,375.33 AUD	7,833,491.98 AUD
08/2025	456,423.42 AUD	6,822,366.11 AUD	7,278,789.53 AUD
09/2025	423,265.31 AUD	6,268,160.83 AUD	6,691,426.14 AUD
10/2025	392,900.69 AUD	6,133,177.69 AUD	6,526,078.38 AUD
11/2025	363,162.08 AUD	6,489,138.16 AUD	6,852,300.24 AUD
12/2025	331,635.32 AUD	7,216,522.14 AUD	7,548,157.46 AUD
01/2026	296,725.37 AUD	6,332,729.26 AUD	6,629,454.63 AUD
02/2026	266,052.89 AUD	6,587,476.29 AUD	6,853,529.18 AUD
03/2026	234,020.32 AUD	6,728,706.58 AUD	6,962,726.90 AUD
04/2026	201,349.43 AUD	6,501,390.30 AUD	6,702,739.73 AUD
05/2026	169,752.89 AUD	8,552,189.48 AUD	8,721,942.37 AUD
06/2026	128,161.46 AUD	10,116,991.97 AUD	10,245,153.43 AUD
07/2026	78,993.67 AUD	6,122,421.19 AUD	6,201,414.86 AUD
08/2026	49,212.03 AUD	5,030,715.95 AUD	5,079,927.98 AUD
09/2026	24,743.70 AUD	353,321.95 AUD	378,065.65 AUD
10/2026	23,025.00 AUD	391,498.15 AUD	414,523.15 AUD
11/2026	21,124.09 AUD	324,615.52 AUD	345,739.61 AUD
12/2026	19,545.53 AUD	326,922.08 AUD	346,467.61 AUD
01/2027	17,961.89 AUD	276,526.99 AUD	294,488.88 AUD
02/2027	16,616.46 AUD	326,394.83 AUD	343,011.29 AUD
03/2027	15,028.65 AUD	292,231.01 AUD	307,259.66 AUD
04/2027	13,614.07 AUD	270,111.14 AUD	283,725.21 AUD
05/2027	12,300.05 AUD	270,062.64 AUD	282,362.69 AUD
06/2027	10,997.30 AUD	265,170.46 AUD	276,167.76 AUD
07/2027	9,707.32 AUD	230,871.23 AUD	240,578.55 AUD
08/2027	8,584.28 AUD	296,476.90 AUD	305,061.18 AUD
09/2027	7,142.00 AUD	206,254.25 AUD	213,396.25 AUD
10/2027	6,138.65 AUD	194,222.62 AUD	200,361.27 AUD
11/2027	5,193.87 AUD	178,062.61 AUD	183,256.48 AUD

12/2027	4,327.61 AUD	164,629.79 AUD	168,957.40 AUD
01/2028	3,526.67 AUD	150,477.44 AUD	154,004.11 AUD
02/2028	2,794.79 AUD	135,768.68 AUD	138,563.47 AUD
03/2028	2,134.30 AUD	121,184.06 AUD	123,318.36 AUD
04/2028	1,544.83 AUD	107,030.63 AUD	108,575.46 AUD
05/2028	1,024.10 AUD	83,806.33 AUD	84,830.43 AUD
06/2028	616.41 AUD	58,234.39 AUD	58,850.80 AUD
07/2028	333.19 AUD	35,883.06 AUD	36,216.25 AUD
08/2028	158.58 AUD	15,608.41 AUD	15,766.99 AUD
09/2028	82.69 AUD	4,693.03 AUD	4,775.72 AUD
10/2028	59.86 AUD	3,130.25 AUD	3,190.11 AUD
11/2028	44.63 AUD	2,593.53 AUD	2,638.16 AUD
12/2028	32.02 AUD	1,375.10 AUD	1,407.12 AUD
01/2029	25.33 AUD	1,381.79 AUD	1,407.12 AUD
02/2029	18.60 AUD	1,339.11 AUD	1,357.71 AUD
03/2029	12.09 AUD	919.37 AUD	931.46 AUD
04/2029	7.62 AUD	923.84 AUD	931.46 AUD
05/2029	3.12 AUD	642.13 AUD	645.25 AUD
06/2029	- AUD	- AUD	- AUD
Total	21,718,952.63 AUD	256,420,228.21 AUD	278,139,180.84 AUD

Run Out Schedule II



Outstanding Contracts I - Overview

Total Portfolio as of Poolcut Date			Product Type			
Contract Status Development	Number of Contracts	Outstanding Discounted Receivables Balance	Chattel Mortgage		Consumer Loan	
			Number of Contracts	Outstanding Discounted Receivables Balance	Number of Contracts	Outstanding Discounted Receivables Balance
Normal	15,241	600,025,098.06 AUD	9,371	414,965,143.56 AUD	5,870	185,059,954.50 AUD
In Advance	-	- AUD	-	- AUD	-	- AUD
In Arrears	-	- AUD	-	- AUD	-	- AUD
Paid out/Matured	-	- AUD	-	- AUD	-	- AUD
Early Payout	-	- AUD	-	- AUD	-	- AUD
Gross Salvage	-	- AUD	-	- AUD	-	- AUD
Net Salvage	-	- AUD	-	- AUD	-	- AUD
Total	15,241	600,025,098.06 AUD	9,371	414,965,143.56 AUD	5,870	185,059,954.50 AUD

Total Portfolio as of Previous Month			Product Type			
Contract Status Development	Number of Contracts	Outstanding Discounted Receivables Balance	Chattel Mortgage		Consumer Loan	
			Number of Contracts	Outstanding Discounted Receivables Balance	Number of Contracts	Outstanding Discounted Receivables Balance
Normal	8,748	223,869,121.62 AUD	5,687	164,609,665.14 AUD	3,061	59,259,456.48 AUD
In Advance	813	20,589,013.73 AUD	416	11,991,639.97 AUD	397	8,597,373.76 AUD
In Arrears	910	23,708,935.13 AUD	538	15,508,916.98 AUD	372	8,200,018.15 AUD
Paid out/Matured	740	- AUD	512	- AUD	228	- AUD
Early Payout	3,979	- AUD	2,177	- AUD	1,802	- AUD
Gross Salvage	4	132,445.21 AUD	3	63,757.93 AUD	1	68,687.28 AUD
Net Salvage	47	1,343,840.52 AUD	38	1,194,589.44 AUD	9	149,251.08 AUD
Total	15,241	269,643,356.21 AUD	9,371	193,368,569.46 AUD	5,870	76,274,786.75 AUD

Total Portfolio as of Current Reporting Period			Product Type			
Contract Status Development	Number of Contracts	Outstanding Discounted Receivables Balance	Chattel Mortgage		Consumer Loan	
			Number of Contracts	Outstanding Discounted Receivables Balance	Number of Contracts	Outstanding Discounted Receivables Balance
Normal	8,237	210,944,720.66 AUD	5,415	156,213,262.33 AUD	2,822	54,731,458.33 AUD
In Advance	1,146	24,003,086.88 AUD	600	14,190,457.64 AUD	546	9,812,629.24 AUD
In Arrears	856	21,243,546.55 AUD	481	13,386,526.82 AUD	375	7,857,019.73 AUD
Paid out/Matured	779	- AUD	539	- AUD	240	- AUD
Early Payout	4,166	- AUD	2,291	- AUD	1,875	- AUD
Gross Salvage	7	228,874.12 AUD	5	128,918.60 AUD	2	99,955.52 AUD
Net Salvage	50	1,471,849.72 AUD	40	1,290,296.81 AUD	10	181,552.91 AUD
Total	15,241	257,892,077.93 AUD	9,371	185,209,462.20 AUD	5,870	72,682,615.73 AUD

Outstanding Contracts I - Overview

Total Portfolio as of Poolcut Date			Balloon				Type of Car			
Contract Status Development	Number of Contracts	Outstanding Discounted Receivables Balance	Balloon		No Balloon		New Vehicle		Used Vehicle	
			Number of Contracts	Outstanding Discounted Receivables Balance	Number of Contracts	Outstanding Discounted Receivables Balance	Number of Contracts	Outstanding Discounted Receivables Balance	Number of Contracts	Outstanding Discounted Receivables Balance
Normal	15,241	600,025,098.06 AUD	4,261	251,558,699.25 AUD	10,980	348,466,398.81 AUD	10,680	463,158,976.27 AUD	4,561	136,866,121.79 AUD
In Advance	-	- AUD	-	- AUD	-	- AUD	-	- AUD	-	- AUD
In Arrears	-	- AUD	-	- AUD	-	- AUD	-	- AUD	-	- AUD
Paid out/Matured	-	- AUD	-	- AUD	-	- AUD	-	- AUD	-	- AUD
Early Payout	-	- AUD	-	- AUD	-	- AUD	-	- AUD	-	- AUD
Gross Salvage	-	- AUD	-	- AUD	-	- AUD	-	- AUD	-	- AUD
Net Salvage	-	- AUD	-	- AUD	-	- AUD	-	- AUD	-	- AUD
Total	15,241	600,025,098.06 AUD	4,261	251,558,699.25 AUD	10,980	348,466,398.81 AUD	10,680	463,158,976.27 AUD	4,561	136,866,121.79 AUD

Total Portfolio as of Previous Month			Balloon				Type of Car			
Contract Status Development	Number of Contracts	Outstanding Discounted Receivables Balance	Balloon		No Balloon		New Vehicle		Used Vehicle	
			Number of Contracts	Outstanding Discounted Receivables Balance	Number of Contracts	Outstanding Discounted Receivables Balance	Number of Contracts	Outstanding Discounted Receivables Balance	Number of Contracts	Outstanding Discounted Receivables Balance
Normal	8,748	223,869,121.62 AUD	2,606	113,895,953.44 AUD	6,142	109,973,168.18 AUD	6,480	181,397,257.21 AUD	2,268	42,471,864.41 AUD
In Advance	813	20,589,013.73 AUD	186	7,936,575.17 AUD	627	12,652,438.56 AUD	548	15,538,547.19 AUD	265	5,050,466.54 AUD
In Arrears	910	23,708,935.13 AUD	249	10,400,139.85 AUD	661	13,308,795.28 AUD	632	18,228,563.38 AUD	278	5,480,371.75 AUD
Paid out/Matured	740	- AUD	121	- AUD	619	- AUD	434	- AUD	306	- AUD
Early Payout	3,979	- AUD	1,079	- AUD	2,900	- AUD	2,561	- AUD	1,418	- AUD
Gross Salvage	4	132,445.21 AUD	2	96,743.44 AUD	2	35,701.77 AUD	3	128,613.46 AUD	1	3,831.75 AUD
Net Salvage	47	1,343,840.52 AUD	18	754,970.52 AUD	29	588,870.00 AUD	22	669,894.34 AUD	25	673,946.18 AUD
Total	15,241	269,643,356.21 AUD	4,261	133,084,382.42 AUD	10,980	136,558,973.79 AUD	10,680	215,962,875.58 AUD	4,561	53,680,480.63 AUD

Total Portfolio as of Current Reporting Period			Balloon				Type of Car			
Contract Status Development	Number of Contracts	Outstanding Discounted Receivables Balance	Balloon		No Balloon		New Vehicle		Used Vehicle	
			Number of Contracts	Outstanding Discounted Receivables Balance	Number of Contracts	Outstanding Discounted Receivables Balance	Number of Contracts	Outstanding Discounted Receivables Balance	Number of Contracts	Outstanding Discounted Receivables Balance
Normal	8,237	210,944,720.66 AUD	2,523	109,897,945.01 AUD	5,714	101,046,775.65 AUD	6,141	171,864,872.96 AUD	2,096	39,079,847.70 AUD
In Advance	1,146	24,003,086.88 AUD	241	8,454,152.29 AUD	905	15,548,934.59 AUD	779	18,148,757.77 AUD	367	5,854,329.11 AUD
In Arrears	856	21,243,546.55 AUD	228	9,452,678.03 AUD	628	11,790,868.52 AUD	581	15,948,569.94 AUD	275	5,294,976.61 AUD
Paid out/Matured	779	- AUD	122	- AUD	657	- AUD	461	- AUD	318	- AUD
Early Payout	4,166	- AUD	1,123	- AUD	3,043	- AUD	2,688	- AUD	1,478	- AUD
Gross Salvage	7	228,874.12 AUD	4	162,141.10 AUD	3	66,733.02 AUD	6	225,279.36 AUD	1	3,594.76 AUD
Net Salvage	50	1,471,849.72 AUD	20	844,133.81 AUD	30	627,715.91 AUD	24	759,057.63 AUD	26	712,792.09 AUD
Total	15,241	257,892,077.93 AUD	4,261	128,811,050.24 AUD	10,980	129,081,027.69 AUD	10,680	206,946,537.66 AUD	4,561	50,945,540.27 AUD

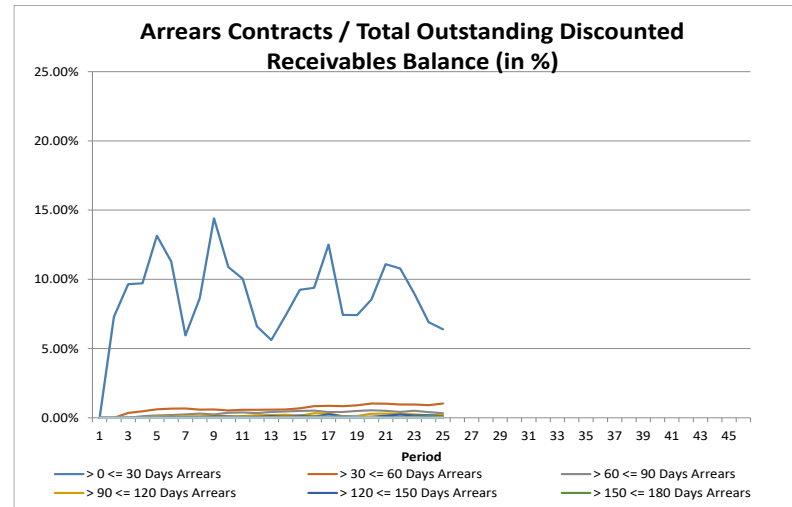
Outstanding Contracts II - Collections

Collections This Reporting Month by Status	Change in Contract Statuses From Last Month	Number of Contracts This Month	Collections
Normal	(511)	8,237	7,118,802.51 AUD
In Advance	333	1,146	1,313,373.76 AUD
In Arrears	(54)	856	612,007.06 AUD
Paid out/Matured	39	779	29,762.86 AUD
Early Payout	187	4,166	3,944,514.78 AUD
Gross Salvage	3	7	1,119.37 AUD
Net Salvage	3	50	144,005.09 AUD
Total	-	15,241	13,163,585.43 AUD

Development of Pool within Reporting Period	Number of Active Contracts	Total Number of Contracts	Collection Variations	Outstanding Nominal Balance
Beginning of Period	10,475	15,241		291,558,507.33 AUD
Scheduled Collections For Contracts Active This Period			8,732,313.61 AUD	8,732,313.61 AUD
Collections Variations From Normal Contracts This Period			81,747.54 AUD	
Collection Variations From Contracts Paying Out Early This Period			3,826,880.68 AUD	
Collection Variations From Contracts Paying Out/Maturing This Period			623.37 AUD	
Collection Variations from Contracts in Advance This Period			757,017.34 AUD	
Collection Variations from Contract In Arrears This Period			(311,164.16 AUD)	
Collection Variations from Contracts Going Into Gross Salvage This Period			(3,961.53 AUD)	
Collection Variations from Contracts Going Into Net Salvage This Period			140,875.16 AUD	
Other Variations From Scheduled Collections This Period			- AUD	
<i>Instalment Collection Variations</i>			4,492,018.40 AUD	4,492,018.40 AUD
Contract Fees Collected This Period			57,778.02 AUD	
Interest Compensation Collections This Period			(118,524.60 AUD)	
<i>Non Instalment Collection Variations</i>			(60,746.58 AUD)	
Actual Collections For Contracts Active This Period			13,163,585.43 AUD	
Number of Contracts Paid Out Early This Month	187			
Number of Contracts Paid Out/Matured This Month	39			
Number of Contracts Into Net Salvage This Month	3			
Repurchased Contracts	-	-		
Less Recoveries After Net Salvage				(147,778.95 AUD)
Reduced Nominal Balance Due to Unpaid Rental At Net Salvage				144,801.51 AUD
Reduced Nominal Balance Due to Unpaid Rental At Early Payout				186,900.53 AUD
Reduced Nominal Balance Due to Other				11,071.39 AUD
End of Period	10,246	15,241		278,139,180.84 AUD

Arrears Contracts

Total Portfolio					Chattel Mortgage		Consumer Loan	
Days in Arrears	Number of Contracts	Number of Contracts (%)	Outstanding Discounted Receivables Balance	Outstanding Discounted Receivables Balance (%)	Number of Contracts	Outstanding Discounted Receivables Balance	Number of Contracts	Outstanding Discounted Receivables Balance
> 0 <= 30	699	6.82%	16,400,411.70 AUD	6.40%	358	9,298,742.55 AUD	341	7,101,669.15 AUD
> 30 <= 60	90	0.88%	2,640,500.36 AUD	1.03%	70	2,259,457.15 AUD	20	381,043.21 AUD
> 60 <= 90	27	0.26%	859,095.13 AUD	0.34%	16	534,430.10 AUD	11	324,665.03 AUD
> 90 <= 120	19	0.19%	577,399.91 AUD	0.23%	19	577,399.91 AUD	-	- AUD
> 120 <= 150	8	0.08%	277,652.02 AUD	0.11%	6	243,066.93 AUD	2	34,585.09 AUD
> 150 <= 180	9	0.09%	223,163.87 AUD	0.09%	7	176,838.38 AUD	2	46,325.49 AUD
> 180 <= 210	2	0.02%	146,463.97 AUD	0.06%	2	146,463.97 AUD	-	- AUD
> 210 <= 240	4	0.04%	191,617.31 AUD	0.07%	4	191,617.31 AUD	-	- AUD
> 240 <= 270	1	0.01%	18,512.60 AUD	0.01%	1	18,512.60 AUD	-	- AUD
> 270 <= 300	1	0.01%	37,846.85 AUD	0.01%	1	37,846.85 AUD	-	- AUD
> 300 <= 330	-	0.00%	- AUD	0.00%	-	- AUD	-	- AUD
> 330 <= 360	1	0.01%	68,687.28 AUD	0.03%	-	- AUD	1	68,687.28 AUD
> 360	-	0.00%	- AUD	0.00%	-	- AUD	-	- AUD
Total	861	8.40%	21,441,351.00 AUD	8.36%	484	13,484,375.75 AUD	377	7,956,975.25 AUD



Arrears Contracts

Total Portfolio					Balloon				Vehicle Status			
Days in Arrears	Number of Contracts	Number of Contracts (%)	Outstanding Discounted Receivables Balance	Outstanding Discounted Receivables Balance (%)	Balloon		No Balloon		New		Used	
					Number of Contracts	Outstanding Discounted Receivables Balance	Number of Contracts	Outstanding Discounted Receivables Balance	Number of Contracts	Outstanding Discounted Receivables Balance	Number of Contracts	Outstanding Discounted Receivables Balance
> 0 <= 30	699	6.82%	16,400,411.70 AUD	6.40%	163	6,538,223.47 AUD	536	9,862,188.23 AUD	480	12,366,715.69 AUD	219	4,033,696.01 AUD
> 30 <= 60	90	0.88%	2,640,500.36 AUD	1.03%	36	1,482,680.27 AUD	54	1,157,820.09 AUD	57	1,922,503.34 AUD	33	717,997.02 AUD
> 60 <= 90	27	0.26%	859,095.13 AUD	0.34%	10	494,010.70 AUD	17	365,084.43 AUD	21	758,822.63 AUD	6	100,272.50 AUD
> 90 <= 120	19	0.19%	577,399.91 AUD	0.23%	10	434,949.01 AUD	9	142,450.90 AUD	12	456,605.10 AUD	7	120,794.81 AUD
> 120 <= 150	8	0.08%	277,652.02 AUD	0.11%	3	171,064.08 AUD	5	106,587.94 AUD	4	221,205.69 AUD	4	56,446.33 AUD
> 150 <= 180	9	0.09%	223,163.87 AUD	0.09%	4	110,141.74 AUD	5	113,022.13 AUD	4	88,316.38 AUD	5	134,847.49 AUD
> 180 <= 210	2	0.02%	146,463.97 AUD	0.06%	1	130,922.45 AUD	1	15,541.52 AUD	1	15,541.52 AUD	1	130,922.45 AUD
> 210 <= 240	4	0.04%	191,617.31 AUD	0.07%	2	118,818.37 AUD	2	72,798.94 AUD	4	191,617.31 AUD	-	- AUD
> 240 <= 270	1	0.01%	18,512.60 AUD	0.01%	-	- AUD	1	18,512.60 AUD	1	18,512.60 AUD	-	- AUD
> 270 <= 300	1	0.01%	37,846.85 AUD	0.01%	1	37,846.85 AUD	-	- AUD	1	37,846.85 AUD	-	- AUD
> 300 <= 330	-	0.00%	- AUD	0.00%	-	- AUD	-	- AUD	-	- AUD	-	- AUD
> 330 <= 360	1	0.01%	68,687.28 AUD	0.03%	1	68,687.28 AUD	-	- AUD	1	68,687.28 AUD	-	- AUD
> 360	-	0.00%	- AUD	0.00%	-	- AUD	-	- AUD	-	- AUD	-	- AUD
Total	861	8.40%	21,441,351.00 AUD	8.36%	231	9,587,344.22 AUD	630	11,854,006.78 AUD	586	16,146,374.39 AUD	275	5,294,976.61 AUD

Net Salvage Loss

Net Salvage Loss This Period			
Product Type	Type of Car	Number of Contracts	Net Salvage Loss
Chattel Mortgage	New	1	59,488.11 AUD
	Used	1	40,545.58 AUD
Total Chattel Mortgage		2	100,033.69 AUD
Consumer Loan	New	1	32,763.57 AUD
	Used	-	- AUD
Total Consumer Loan		1	32,763.57 AUD
Total		3	132,797.26 AUD

Cumulative Net Salvage Loss as of the End of the Monthly Period	1,522,506.74 AUD
Outstanding Discounted Receivables Balance at Poolcut	600,025,098.06 AUD
Cumulative Net Loss Ratio	0.25374%

Monthly Period	Per Period		Cumulative Net Salvage Loss	
	Number of Contracts	Net Salvage Loss	Number of Contracts	Net Salvage Loss
11/2021	-	- AUD	-	- AUD
12/2021	-	- AUD	-	- AUD
01/2022	-	- AUD	-	- AUD
02/2022	-	- AUD	-	- AUD
03/2022	-	- AUD	-	- AUD
04/2022	-	- AUD	-	- AUD
05/2022	-	- AUD	-	- AUD
06/2022	-	- AUD	-	- AUD
07/2022	1	23,440.30 AUD	1	23,440.30 AUD
08/2022	4	57,706.41 AUD	5	81,146.71 AUD
09/2022	1	60,349.39 AUD	6	141,496.10 AUD
10/2022	1	5,937.71 AUD	7	147,433.81 AUD
11/2022	2	144,698.53 AUD	9	292,132.34 AUD
12/2022	2	26,228.63 AUD	11	318,360.97 AUD
01/2023	2	25,455.90 AUD	13	343,816.87 AUD
02/2023	3	68,262.70 AUD	16	412,079.57 AUD
03/2023	1	47,352.50 AUD	17	459,432.07 AUD
04/2023	8	153,358.85 AUD	25	612,790.92 AUD
05/2023	6	179,378.47 AUD	31	792,169.39 AUD
06/2023	5	232,890.36 AUD	36	1,025,059.75 AUD
07/2023	8	333,018.77 AUD	44	1,358,078.52 AUD
08/2023	-	- AUD	44	1,358,078.52 AUD
09/2023	3	31,630.96 AUD	47	1,389,709.48 AUD
10/2023	3	132,797.26 AUD	50	1,522,506.74 AUD
11/2023	-	- AUD	-	- AUD
12/2023	-	- AUD	-	- AUD
01/2024	-	- AUD	-	- AUD
02/2024	-	- AUD	-	- AUD
03/2024	-	- AUD	-	- AUD
04/2024	-	- AUD	-	- AUD
05/2024	-	- AUD	-	- AUD
06/2024	-	- AUD	-	- AUD
07/2024	-	- AUD	-	- AUD
08/2024	-	- AUD	-	- AUD
09/2024	-	- AUD	-	- AUD
10/2024	-	- AUD	-	- AUD
11/2024	-	- AUD	-	- AUD
12/2024	-	- AUD	-	- AUD
01/2025	-	- AUD	-	- AUD
02/2025	-	- AUD	-	- AUD
03/2025	-	- AUD	-	- AUD
04/2025	-	- AUD	-	- AUD
05/2025	-	- AUD	-	- AUD
06/2025	-	- AUD	-	- AUD
07/2025	-	- AUD	-	- AUD
08/2025	-	- AUD	-	- AUD
09/2025	-	- AUD	-	- AUD
10/2025	-	- AUD	-	- AUD
11/2025	-	- AUD	-	- AUD
Total	50	1,522,506.74 AUD		

Net Salvage After Recoveries

Net Salvaged Contracts						
Product Type	Vehicle Status	Number of Contracts	Gross Salvage Loss	Net Salvage Loss	Recoveries After Net Salvage	Net Salvage Loss After Recoveries
Chattel Mortgage	New	19	1,217,963.84 AUD	676,644.71 AUD	33,931.45 AUD	642,713.26 AUD
	Used	21	770,456.29 AUD	659,549.68 AUD	226,819.49 AUD	432,730.19 AUD
Total Chattel Mortgage		40	1,988,420.13 AUD	1,336,194.39 AUD	260,750.94 AUD	1,075,443.45 AUD
Consumer Loan	New	5	109,021.12 AUD	108,269.17 AUD	41,696.71 AUD	66,572.46 AUD
	Used	5	166,234.00 AUD	78,043.18 AUD	2,584.57 AUD	75,458.61 AUD
Total Consumer Loan		10	275,255.12 AUD	186,312.35 AUD	44,281.28 AUD	142,031.07 AUD
Total		50	2,263,675.25 AUD	1,522,506.74 AUD	305,032.22 AUD	1,217,474.52 AUD

Prepayments

Period Number	Reporting Period	Unscheduled Payments	Opening Outstanding Discounted Receivables Balance	Periodic CPR	Annualised CPR
0	Poolcut	- AUD	- AUD		
1	11/2021	5,188,258.11 AUD	600,025,098.06 AUD	0.86%	10.03%
2	12/2021	4,579,685.92 AUD	584,284,031.03 AUD	0.78%	8.85%
3	01/2022	2,741,342.02 AUD	568,933,158.93 AUD	0.48%	5.53%
4	02/2022	3,337,851.56 AUD	555,556,298.45 AUD	0.60%	7.56%
5	03/2022	5,445,824.85 AUD	541,478,701.09 AUD	1.01%	11.22%
6	04/2022	4,593,099.08 AUD	524,992,591.30 AUD	0.87%	10.14%
7	05/2022	6,363,116.33 AUD	509,466,787.17 AUD	1.25%	13.76%
8	06/2022	6,297,060.40 AUD	492,432,848.37 AUD	1.28%	14.49%
9	07/2022	5,980,710.84 AUD	475,580,922.30 AUD	1.26%	13.84%
10	08/2022	5,404,312.88 AUD	459,209,842.01 AUD	1.18%	13.01%
11	09/2022	4,751,296.31 AUD	443,615,516.21 AUD	1.07%	12.28%
12	10/2022	4,429,370.71 AUD	428,807,300.51 AUD	1.03%	11.51%
13	11/2022	3,951,482.72 AUD	414,561,296.17 AUD	0.95%	11.00%
14	12/2022	3,173,581.07 AUD	399,393,166.38 AUD	0.79%	8.97%
15	01/2023	3,259,724.76 AUD	385,740,376.49 AUD	0.85%	9.51%
16	02/2023	3,041,283.55 AUD	372,465,449.19 AUD	0.82%	10.14%
17	03/2023	5,189,122.89 AUD	359,589,767.53 AUD	1.44%	15.73%
18	04/2023	2,751,056.77 AUD	344,346,328.06 AUD	0.80%	9.30%
19	05/2023	4,318,938.46 AUD	332,395,481.37 AUD	1.30%	14.27%
20	06/2023	4,323,534.14 AUD	318,787,791.09 AUD	1.36%	15.31%
21	07/2023	3,783,712.22 AUD	305,076,532.83 AUD	1.24%	13.67%
22	08/2023	3,087,662.04 AUD	292,050,711.71 AUD	1.06%	11.76%
23	09/2023	3,722,876.22 AUD	280,413,576.44 AUD	1.33%	15.01%
24	10/2023	3,447,140.76 AUD	268,299,515.69 AUD	1.28%	14.12%

The annualised Constant Prepayment Rate (CPR) of the underlying receivables is based upon the most recent periodic CPR. Periodic CPR is equal to the total unscheduled principal received in the most recent period divided by the start of period principal balance. This is then annualised as follows:

$$1 - ((1 - \text{Periodic CPR})^{\text{number of periods in a year}})$$

Pool Data I

Down Payments

Total Portfolio						Product Type			
Down Payment	Number of Contracts	Percentage of Contracts	Outstanding Discounted Receivables Balance	Percentage of Balance	Down Payment/ Purchase Price in %	Chattel Mortgage		Consumer Loan	
						Number of Contracts	Outstanding Discounted Receivables Balance	Number of Contracts	Outstanding Discounted Receivables Balance
No Down Payment	1,719	16.78%	46,004,832.96 AUD	17.94%	0.00%	1,199	35,319,407.36 AUD	520	10,685,425.60 AUD
0.01 - 10,000.00	5,148	50.24%	116,411,759.80 AUD	45.40%	10.78%	3,092	76,945,051.93 AUD	2,056	39,466,707.87 AUD
10,000.01 - 20,000.00	2,022	19.73%	49,040,418.62 AUD	19.13%	26.40%	1,309	35,773,901.31 AUD	713	13,266,517.31 AUD
20,000.01 - 30,000.00	719	7.02%	19,054,917.94 AUD	7.43%	35.71%	447	14,025,721.77 AUD	272	5,029,196.17 AUD
30,000.01 - 40,000.00	312	3.05%	9,107,846.68 AUD	3.55%	41.55%	207	7,143,820.07 AUD	105	1,964,026.61 AUD
40,000.01 - 50,000.00	147	1.43%	5,949,277.00 AUD	2.32%	42.63%	105	4,763,907.60 AUD	42	1,185,369.40 AUD
50,000.01 - 60,000.00	71	0.69%	3,207,507.45 AUD	1.25%	44.75%	53	2,789,277.89 AUD	18	418,229.56 AUD
60,000.01 - 70,000.00	41	0.40%	2,409,525.90 AUD	0.94%	46.29%	34	2,309,651.41 AUD	7	99,874.49 AUD
70,000.01 - 80,000.00	19	0.19%	869,857.13 AUD	0.34%	50.16%	14	779,796.26 AUD	5	90,060.87 AUD
80,000.01 - 90,000.00	12	0.12%	716,327.08 AUD	0.28%	50.17%	9	625,450.70 AUD	3	90,876.38 AUD
90,000.01 - 100,000.00	10	0.10%	957,460.39 AUD	0.37%	46.35%	8	866,773.73 AUD	2	90,686.66 AUD
100,000.01 - 110,000.00	7	0.07%	603,110.11 AUD	0.24%	42.43%	7	603,110.11 AUD	-	- AUD
110,000.01 - 120,000.00	5	0.05%	579,996.12 AUD	0.23%	48.81%	5	579,996.12 AUD	-	- AUD
120,000.01 - 130,000.00	3	0.03%	323,925.06 AUD	0.13%	50.90%	2	287,437.03 AUD	1	36,488.03 AUD
130,000.01 - 140,000.00	3	0.03%	397,308.58 AUD	0.15%	44.71%	3	397,308.58 AUD	-	- AUD
140,000.01 - 150,000.00	-	0.00%	- AUD	0.00%	0.00%	-	- AUD	-	- AUD
> 150,000.00	8	0.08%	786,157.39 AUD	0.31%	64.86%	7	708,553.52 AUD	1	77,603.87 AUD
Total	10,246	100.00%	256,420,228.21 AUD	100.00%	19.06%	6,501	183,919,165.39 AUD	3,745	72,501,062.82 AUD

Statistics Down Payments	
Minimum Down Payment	- AUD
Maximum Down Payment	301,000.00 AUD
Weighted Average Down Payment (Customers that made a Down Payment)	15,703.59 AUD
Weighted Average Down Payment	12,886.18 AUD

Type of Payment

Total Portfolio				
Type of Payment	Number of Contracts	Percentage of Contracts	Outstanding Discounted Receivables Balance	Percentage of Balance
Direct Debit	10,009	97.69%	250,374,059.74 AUD	97.64%
Other	237	2.31%	6,046,168.47 AUD	2.36%
Total	10,246	100.00%	256,420,228.21 AUD	100.00%

Product Type			
Chattel Mortgage		Consumer Loan	
Number of Contracts	Outstanding Discounted Receivables Balance	Number of Contracts	Outstanding Discounted Receivables Balance
6,339	179,088,627	3,670	71,285,433
162	4,830,539	75	1,215,630
6,501	183,919,165.39 AUD	3,745	72,501,062.82 AUD

Pool Data I

Down Payments

Total Portfolio						Balloon				Vehicle Status			
Down Payment	Number of Contracts	Percentage of Contracts	Outstanding Discounted Receivables Balance	Percentage of Balance	Down Payment/ Purchase Price in %	Balloon		No Balloon		New		Used	
						Number of Contracts	Outstanding Discounted Receivables Balance	Number of Contracts	Outstanding Discounted Receivables Balance	Number of Contracts	Outstanding Discounted Receivables Balance	Number of Contracts	Outstanding Discounted Receivables Balance
No Down Payment	1,719	16.78%	46,004,832.96 AUD	17.94%	0.00%	616	25,745,559.36 AUD	1,103	20,259,273.60 AUD	1,246	37,665,918.29 AUD	473	8,338,914.67 AUD
0.01 - 10,000.00	5,148	50.24%	116,411,759.80 AUD	45.40%	10.78%	1,376	51,474,704.44 AUD	3,772	64,937,055.36 AUD	3,558	89,865,006.97 AUD	1,590	26,546,752.83 AUD
10,000.01 - 20,000.00	2,022	19.73%	49,040,418.62 AUD	19.13%	26.40%	570	23,188,196.86 AUD	1,452	25,852,221.76 AUD	1,552	39,470,985.83 AUD	470	9,569,432.79 AUD
20,000.01 - 30,000.00	719	7.02%	19,054,917.94 AUD	7.43%	35.71%	211	10,456,963.67 AUD	508	8,597,954.27 AUD	599	16,532,054.41 AUD	120	2,522,863.53 AUD
30,000.01 - 40,000.00	312	3.05%	9,107,846.68 AUD	3.55%	41.55%	87	4,964,453.47 AUD	225	4,143,393.21 AUD	267	7,993,909.51 AUD	45	1,113,937.17 AUD
40,000.01 - 50,000.00	147	1.43%	5,949,277.00 AUD	2.32%	42.63%	52	3,956,441.17 AUD	95	1,992,835.83 AUD	122	4,814,925.48 AUD	25	1,134,351.52 AUD
50,000.01 - 60,000.00	71	0.69%	3,207,507.45 AUD	1.25%	44.75%	30	2,302,595.18 AUD	41	904,912.27 AUD	66	3,032,654.44 AUD	5	174,853.01 AUD
60,000.01 - 70,000.00	41	0.40%	2,409,525.90 AUD	0.94%	46.29%	20	1,893,663.30 AUD	21	515,862.60 AUD	36	2,043,864.02 AUD	5	365,661.88 AUD
70,000.01 - 80,000.00	19	0.19%	869,857.13 AUD	0.34%	50.16%	7	453,760.82 AUD	12	416,096.31 AUD	19	869,857.13 AUD	-	- AUD
80,000.01 - 90,000.00	12	0.12%	716,327.08 AUD	0.28%	50.17%	5	529,415.99 AUD	7	186,911.09 AUD	11	669,108.85 AUD	1	47,218.23 AUD
90,000.01 - 100,000.00	10	0.10%	957,460.39 AUD	0.37%	46.35%	6	764,907.14 AUD	4	192,553.25 AUD	10	957,460.39 AUD	-	- AUD
100,000.01 - 110,000.00	7	0.07%	603,110.11 AUD	0.24%	42.43%	2	341,264.45 AUD	5	261,845.66 AUD	5	465,069.07 AUD	2	138,041.04 AUD
110,000.01 - 120,000.00	5	0.05%	579,996.12 AUD	0.23%	48.81%	4	553,032.39 AUD	1	26,963.73 AUD	4	474,531.18 AUD	1	105,464.94 AUD
120,000.01 - 130,000.00	3	0.03%	323,925.06 AUD	0.13%	50.90%	2	287,437.03 AUD	1	36,488.03 AUD	2	154,863.81 AUD	1	169,061.25 AUD
130,000.01 - 140,000.00	3	0.03%	397,308.58 AUD	0.15%	44.71%	3	397,308.58 AUD	-	- AUD	3	397,308.58 AUD	-	- AUD
140,000.01 - 150,000.00	-	0.00%	- AUD	0.00%	-	-	- AUD	-	- AUD	-	- AUD	-	- AUD
> 150,000.00	8	0.08%	786,157.39 AUD	0.31%	64.86%	5	657,212.58 AUD	3	128,944.81 AUD	7	779,962.07 AUD	1	6,195.32 AUD
Total	10,246	100.00%	256,420,228.21 AUD	100.00%	19.06%	2,996	127,966,916.43 AUD	7,250	128,453,311.78 AUD	7,507	206,187,480.03 AUD	2,739	50,232,748.18 AUD

Statistics Down Payments	
Minimum Down Payment	- AUD
Maximum Down Payment	301,000.00 AUD
Weighted Average Down Payment (Customers that made a Down Payment)	15,703.59 AUD
Weighted Average Down Payment	12,886.18 AUD

Type of Payment

Total Portfolio				
Type of Payment	Number of Contracts	Percentage of Contracts	Outstanding Discounted Receivables Balance	Percentage of Balance
Direct Debit	10,009	97.69%	250,374,059.74 AUD	97.64%
Other	237	2.31%	6,046,168.47 AUD	2.36%
Total	10,246	100.00%	256,420,228.21 AUD	100.00%

Balloon				Vehicle Status			
Balloon		No Balloon		New		Used	
Number of Contracts	Outstanding Discounted Receivables Balance	Number of Contracts	Outstanding Discounted Receivables Balance	Number of Contracts	Outstanding Discounted Receivables Balance	Number of Contracts	Outstanding Discounted Receivables Balance
2,919	124,730,509	7,090	125,643,551	7,347	201,535,181	2,662	48,838,879
77	3,236,408	160	2,809,761	160	4,652,299	77	1,393,869
2,996	127,966,916.43 AUD	7,250	128,453,311.78 AUD	7,507	206,187,480.03 AUD	2,739	50,232,748.18 AUD

Pool Data II

Distribution of Contracts and Vehicles per Borrower

Number of Contracts Per Borrower	Number of Customers	Percentage of Customers	Number of Contracts	Percentage of Contracts	Outstanding Discounted Receivables Balance	Percentage of Balance
1	12,142	99.21%	10,091	98.29%	306,020,740.99 AUD	98.36%
2	91	0.74%	158	1.54%	4,839,763.89 AUD	1.56%
3	6	0.05%	18	0.18%	259,372.32 AUD	0.08%
4	-	0.00%	-	0.00%	- AUD	0.00%
5	-	0.00%	-	0.00%	- AUD	0.00%
6 - 10	-	0.00%	-	0.00%	- AUD	0.00%
> 10	-	0.00%	-	0.00%	- AUD	0.00%
Total	12,239	100.00%	10,267	100.00%	311,119,877.20 AUD	100.00%

Top 20 Borrower

Ranking	Outstanding Discounted Receivables Balance	Percentage of Overall Balance	Number of Contracts
1	332,131.94 AUD	0.12953 %	1
2	332,131.94 AUD	0.12953 %	1
3	311,460.77 AUD	0.12146 %	1
4	308,453.16 AUD	0.12029 %	1
5	301,713.29 AUD	0.11766 %	1
6	301,713.29 AUD	0.11766 %	1
7	263,799.81 AUD	0.10288 %	1
8	253,951.46 AUD	0.09904 %	1
9	225,300.59 AUD	0.08786 %	1
10	224,948.28 AUD	0.08773 %	1
11	224,720.34 AUD	0.08764 %	1
12	221,202.13 AUD	0.08627 %	1
13	218,125.54 AUD	0.08507 %	1
14	210,975.04 AUD	0.08228 %	1
15	206,990.84 AUD	0.08072 %	1
16	189,196.90 AUD	0.07378 %	1
17	181,039.50 AUD	0.07060 %	1
18	180,923.69 AUD	0.07056 %	1
19	178,430.42 AUD	0.06959 %	1
20	178,015.36 AUD	0.06942 %	1
	4,845,224.29 AUD	1.88956 %	20

Pool Data III

Distribution by Outstanding Discounted Receivables Balance

Total Portfolio					Product Type			
Distribution by Outstanding Discounted Receivables Balance	Number of Contracts	Percentage of Contracts	Outstanding Discounted Receivables Balance	Percentage of Balance	Chattel Mortgage		Consumer Loan	
					Number of Contracts	Outstanding Discounted Receivables Balance	Number of Contracts	Outstanding Discounted Receivables Balance
0.00 - 10,000.00	1,897	18.51%	11,605,920.95 AUD	4.53%	974	6,039,704.88 AUD	923	5,566,216.07 AUD
10,000.01 - 20,000.00	3,260	31.82%	48,519,414.66 AUD	18.92%	1,839	27,527,683.56 AUD	1,421	20,991,731.10 AUD
20,000.01 - 30,000.00	2,331	22.75%	57,207,071.92 AUD	22.31%	1,550	38,073,831.15 AUD	781	19,133,240.77 AUD
30,000.01 - 40,000.00	1,256	12.26%	43,191,193.98 AUD	16.84%	908	31,380,978.85 AUD	348	11,810,215.13 AUD
40,000.01 - 50,000.00	614	5.99%	27,262,638.45 AUD	10.63%	464	20,673,295.80 AUD	150	6,589,342.65 AUD
50,000.01 - 60,000.00	286	2.79%	15,574,548.67 AUD	6.07%	237	12,920,271.91 AUD	49	2,654,276.76 AUD
60,000.01 - 70,000.00	197	1.92%	12,668,997.22 AUD	4.94%	173	11,150,504.39 AUD	24	1,518,492.83 AUD
70,000.01 - 80,000.00	144	1.41%	10,737,181.91 AUD	4.19%	117	8,733,284.09 AUD	27	2,003,897.82 AUD
80,000.01 - 90,000.00	70	0.68%	5,909,839.96 AUD	2.30%	56	4,726,135.90 AUD	14	1,183,704.06 AUD
90,000.01 - 100,000.00	63	0.61%	5,970,686.12 AUD	2.33%	60	5,687,130.62 AUD	3	283,555.50 AUD
100,000.01 - 110,000.00	44	0.43%	4,583,400.46 AUD	1.79%	42	4,368,087.36 AUD	2	215,313.10 AUD
110,000.01 - 120,000.00	20	0.20%	2,319,539.06 AUD	0.90%	20	2,319,539.06 AUD	-	- AUD
120,000.01 - 130,000.00	12	0.12%	1,488,360.56 AUD	0.58%	12	1,488,360.56 AUD	-	- AUD
130,000.01 - 140,000.00	6	0.06%	797,341.47 AUD	0.31%	6	797,341.47 AUD	-	- AUD
140,000.01 - 150,000.00	9	0.09%	1,298,914.89 AUD	0.51%	9	1,298,914.89 AUD	-	- AUD
> 150,000.00	37	0.36%	7,285,177.93 AUD	2.84%	34	6,734,100.90 AUD	3	551,077.03 AUD
Total	10,246	100.00%	256,420,228.21 AUD	100.00%	6,501	183,919,165.39 AUD	3,745	72,501,062.82 AUD

Statistics Outstanding Discounted Receivables Balance	
Minimum Outstanding Discounted Receivables Balance	- AUD
Maximum Outstanding Discounted Receivables Balance	332,131.94 AUD
Average Outstanding Discounted Receivables Balance	25,026.37 AUD

Distribution by Original Balance

Total Portfolio					Product Type			
Distribution by Original Balance	Number of Contracts	Percentage of Contracts	Outstanding Discounted Receivables Balance	Percentage of Balance	Chattel Mortgage		Consumer Loan	
					Number of Contracts	Outstanding Discounted Receivables Balance	Number of Contracts	Outstanding Discounted Receivables Balance
0.00 - 10,000.00	42	0.41%	99,617.04 AUD	0.04%	12	23,274.81 AUD	30	76,342.23 AUD
10,000.01 - 20,000.00	850	8.30%	5,692,670.50 AUD	2.22%	369	2,515,362.24 AUD	481	3,177,308.26 AUD
20,000.01 - 30,000.00	2,062	20.12%	23,936,600.00 AUD	9.33%	1,047	12,075,687.26 AUD	1,015	11,860,912.74 AUD
30,000.01 - 40,000.00	2,130	20.79%	36,759,411.01 AUD	14.34%	1,243	21,293,365.28 AUD	887	15,466,045.73 AUD
40,000.01 - 50,000.00	1,676	16.36%	39,185,929.54 AUD	15.28%	1,105	25,784,339.79 AUD	571	13,401,589.75 AUD
50,000.01 - 60,000.00	1,273	12.42%	35,841,027.99 AUD	13.98%	937	26,214,279.16 AUD	336	9,626,748.83 AUD
60,000.01 - 70,000.00	830	8.10%	27,685,796.34 AUD	10.80%	606	20,073,200.43 AUD	224	7,612,595.91 AUD
70,000.01 - 80,000.00	417	4.07%	17,198,919.23 AUD	6.71%	339	13,976,081.94 AUD	78	3,222,837.29 AUD
80,000.01 - 90,000.00	245	2.39%	12,302,712.05 AUD	4.80%	208	10,432,651.49 AUD	37	1,870,060.56 AUD
90,000.01 - 100,000.00	162	1.58%	9,170,689.81 AUD	3.58%	143	8,122,517.88 AUD	19	1,048,171.93 AUD
100,000.01 - 110,000.00	173	1.69%	11,093,410.27 AUD	4.33%	151	9,693,150.06 AUD	22	1,400,260.21 AUD
110,000.01 - 120,000.00	82	0.80%	5,822,633.87 AUD	2.27%	72	5,105,284.57 AUD	10	717,349.30 AUD
120,000.01 - 130,000.00	78	0.76%	6,134,283.42 AUD	2.39%	59	4,726,688.08 AUD	19	1,407,595.34 AUD
130,000.01 - 140,000.00	55	0.54%	4,791,065.29 AUD	1.87%	49	4,291,825.41 AUD	6	499,239.88 AUD
140,000.01 - 150,000.00	38	0.37%	3,432,763.44 AUD	1.34%	36	3,250,363.92 AUD	2	182,399.52 AUD
> 150,000.00	133	1.30%	17,272,698.41 AUD	6.74%	125	16,341,093.07 AUD	8	931,605.34 AUD
Total	10,246	100.00%	256,420,228.21 AUD	100.00%	6,501	183,919,165.39 AUD	3,745	72,501,062.82 AUD

Statistics	
Minimum Original Balance	5,868.00 AUD
Maximum Original Balance	471,296.41 AUD
Weighted Average Original Receivables Balance (by ODRB)	71,517.98 AUD

Pool Data III

Distribution by Outstanding Discounted Receivables Balance

Total Portfolio					Balloon				Vehicle Status			
Distribution by Outstanding Discounted Receivables Balance	Number of Contracts	Percentage of Contracts	Outstanding Discounted Receivables Balance	Percentage of Balance	Balloon		No Balloon		New		Used	
					Number of Contracts	Outstanding Discounted Receivables Balance	Number of Contracts	Outstanding Discounted Receivables Balance	Number of Contracts	Outstanding Discounted Receivables Balance	Number of Contracts	Outstanding Discounted Receivables Balance
0.00 - 10,000.00	1,897	18.51%	11,605,920.95 AUD	4.53%	40	264,874.39 AUD	1,857	11,341,046.56 AUD	1,039	6,471,090.04 AUD	858	5,134,830.91 AUD
10,000.01 - 20,000.00	3,260	31.82%	48,519,414.66 AUD	18.92%	311	5,056,094.36 AUD	2,949	43,463,320.30 AUD	2,270	34,137,761.31 AUD	990	14,381,653.35 AUD
20,000.01 - 30,000.00	2,331	22.75%	57,207,071.92 AUD	22.31%	769	19,319,547.23 AUD	1,562	37,887,524.69 AUD	1,843	45,417,645.29 AUD	488	11,789,426.63 AUD
30,000.01 - 40,000.00	1,256	12.26%	43,191,193.98 AUD	16.84%	699	24,309,052.59 AUD	557	18,882,141.39 AUD	1,052	36,257,509.63 AUD	204	6,933,684.35 AUD
40,000.01 - 50,000.00	614	5.99%	27,262,638.45 AUD	10.63%	413	18,352,828.18 AUD	201	8,909,810.27 AUD	526	23,358,496.84 AUD	88	3,904,141.61 AUD
50,000.01 - 60,000.00	286	2.79%	15,574,548.67 AUD	6.07%	218	11,884,803.01 AUD	68	3,689,745.66 AUD	233	12,651,425.72 AUD	53	2,923,122.95 AUD
60,000.01 - 70,000.00	197	1.92%	12,668,997.22 AUD	4.94%	168	10,817,524.81 AUD	29	1,851,472.41 AUD	173	11,132,745.96 AUD	24	1,536,251.26 AUD
70,000.01 - 80,000.00	144	1.41%	10,737,181.91 AUD	4.19%	133	9,903,833.57 AUD	11	833,348.34 AUD	136	10,137,103.21 AUD	8	600,078.70 AUD
80,000.01 - 90,000.00	70	0.68%	5,909,839.96 AUD	2.30%	65	5,484,211.43 AUD	5	425,628.53 AUD	66	5,571,114.71 AUD	4	338,725.25 AUD
90,000.01 - 100,000.00	63	0.61%	5,970,686.12 AUD	2.33%	61	5,780,615.17 AUD	2	190,070.95 AUD	57	5,403,395.15 AUD	6	567,290.97 AUD
100,000.01 - 110,000.00	44	0.43%	4,583,400.46 AUD	1.79%	39	4,062,580.54 AUD	5	520,819.92 AUD	39	4,065,718.43 AUD	5	517,682.03 AUD
110,000.01 - 120,000.00	20	0.20%	2,319,539.06 AUD	0.90%	16	1,861,156.30 AUD	4	458,382.76 AUD	16	1,851,283.10 AUD	4	468,255.96 AUD
120,000.01 - 130,000.00	12	0.12%	1,488,360.56 AUD	0.58%	12	1,488,360.56 AUD	-	- AUD	12	1,488,360.56 AUD	-	- AUD
130,000.01 - 140,000.00	6	0.06%	797,341.47 AUD	0.31%	6	797,341.47 AUD	-	- AUD	5	666,419.02 AUD	1	130,922.45 AUD
140,000.01 - 150,000.00	9	0.09%	1,298,914.89 AUD	0.51%	9	1,298,914.89 AUD	-	- AUD	8	1,157,014.74 AUD	1	141,900.15 AUD
> 150,000.00	37	0.36%	7,285,177.93 AUD	2.84%	37	7,285,177.93 AUD	-	- AUD	32	6,420,396.32 AUD	5	864,781.61 AUD
Total	10,246	100.00%	256,420,228.21 AUD	100.00%	2,996	127,966,916.43 AUD	7,250	128,453,311.78 AUD	7,507	206,187,480.03 AUD	2,739	50,232,748.18 AUD

Statistics Outstanding Discounted Receivables Balance	
Minimum Outstanding Discounted Receivables Balance	- AUD
Maximum Outstanding Discounted Receivables Balance	332,131.94 AUD
Average Outstanding Discounted Receivables Balance	25,026.37 AUD

Distribution by Original Balance

Total Portfolio					Balloon				Vehicle Status			
Distribution by Original Balance	Number of Contracts	Percentage of Contracts	Outstanding Discounted Receivables Balance	Percentage of Balance	Balloon		No Balloon		New		Used	
					Number of Contracts	Outstanding Discounted Receivables Balance	Number of Contracts	Outstanding Discounted Receivables Balance	Number of Contracts	Outstanding Discounted Receivables Balance	Number of Contracts	Outstanding Discounted Receivables Balance
0.00 - 10,000.00	42	0.41%	99,617.04 AUD	0.04%	-	- AUD	42	99,617.04 AUD	10	22,329.96 AUD	32	77,287.08 AUD
10,000.01 - 20,000.00	850	8.30%	5,692,670.50 AUD	2.22%	30	320,560.21 AUD	820	5,372,110.29 AUD	299	2,053,114.42 AUD	551	3,639,556.08 AUD
20,000.01 - 30,000.00	2,062	20.12%	23,936,600.00 AUD	9.33%	176	2,832,657.98 AUD	1,886	21,103,942.02 AUD	1,264	14,719,347.92 AUD	798	9,217,252.08 AUD
30,000.01 - 40,000.00	2,130	20.79%	36,759,411.01 AUD	14.34%	425	9,378,083.24 AUD	1,705	27,381,327.77 AUD	1,562	26,848,108.45 AUD	568	9,911,302.56 AUD
40,000.01 - 50,000.00	1,676	16.36%	39,185,929.54 AUD	15.28%	532	14,887,283.85 AUD	1,144	24,298,645.69 AUD	1,324	30,784,591.23 AUD	352	8,401,338.31 AUD
50,000.01 - 60,000.00	1,273	12.42%	35,841,027.99 AUD	13.98%	515	17,448,704.41 AUD	758	18,392,323.58 AUD	1,100	30,643,043.83 AUD	173	5,197,984.16 AUD
60,000.01 - 70,000.00	830	8.10%	27,685,796.34 AUD	10.80%	366	14,497,817.64 AUD	464	13,187,978.70 AUD	735	24,248,962.87 AUD	95	3,436,833.47 AUD
70,000.01 - 80,000.00	417	4.07%	17,198,919.23 AUD	6.71%	235	11,131,704.06 AUD	182	6,067,215.17 AUD	360	14,691,690.00 AUD	57	2,507,229.23 AUD
80,000.01 - 90,000.00	245	2.39%	12,302,712.05 AUD	4.80%	166	9,082,802.08 AUD	79	3,219,909.97 AUD	198	9,914,677.33 AUD	47	2,388,034.72 AUD
90,000.01 - 100,000.00	162	1.58%	9,170,689.81 AUD	3.58%	114	7,065,776.97 AUD	48	2,104,912.84 AUD	145	8,183,783.77 AUD	17	986,906.04 AUD
100,000.01 - 110,000.00	173	1.69%	11,093,410.27 AUD	4.33%	125	8,614,476.00 AUD	48	2,478,934.27 AUD	159	10,179,737.56 AUD	14	913,672.71 AUD
110,000.01 - 120,000.00	82	0.80%	5,822,633.87 AUD	2.27%	64	4,856,875.59 AUD	18	965,758.28 AUD	75	5,328,198.44 AUD	7	494,435.43 AUD
120,000.01 - 130,000.00	78	0.76%	6,134,283.42 AUD	2.39%	60	5,031,317.51 AUD	18	1,102,965.91 AUD	72	5,705,527.76 AUD	6	428,755.66 AUD
130,000.01 - 140,000.00	55	0.54%	4,791,065.29 AUD	1.87%	47	4,343,157.76 AUD	8	447,907.53 AUD	50	4,263,041.26 AUD	5	528,024.03 AUD
140,000.01 - 150,000.00	38	0.37%	3,432,763.44 AUD	1.34%	34	3,212,800.54 AUD	4	219,962.90 AUD	36	3,224,509.14 AUD	2	208,254.30 AUD
> 150,000.00	133	1.30%	17,272,698.41 AUD	6.74%	107	15,262,898.59 AUD	26	2,009,799.82 AUD	118	15,376,816.09 AUD	15	1,895,882.32 AUD
Total	10,246	100.00%	256,420,228.21 AUD	100.00%	2,996	127,966,916.43 AUD	7,250	128,453,311.78 AUD	7,507	206,187,480.03 AUD	2,739	50,232,748.18 AUD

Statistics	
Minimum Original Balance	5,868.00 AUD
Maximum Original Balance	471,296.41 AUD
Weighted Average Original Receivables Balance (by ODRB)	71,517.98 AUD

Pool Data IV

Interest Rate paid by the Receivable Debtor

Total Portfolio					Product Type			
Interest Rate paid by the Receivable Debtor	Number of Contracts	Percentage of Contracts	Outstanding Discounted Receivables Balance	Percentage of Balance	Chattel Mortgage		Consumer Loan	
					Number of Contracts	Outstanding Discounted Receivables Balance	Number of Contracts	Outstanding Discounted Receivables Balance
0.00%	-	0.00%	- AUD	0.00%	-	- AUD	-	- AUD
0.01% - 1.00%	-	0.00%	- AUD	0.00%	-	- AUD	-	- AUD
1.01% - 2.00%	483	4.71%	8,920,005.04 AUD	3.48%	293	5,772,423.72 AUD	190	3,147,581.32 AUD
2.01% - 3.00%	679	6.63%	22,592,998.32 AUD	8.81%	466	18,988,330.22 AUD	213	3,604,668.10 AUD
3.01% - 4.00%	942	9.19%	31,467,006.98 AUD	12.27%	935	31,283,033.87 AUD	7	183,973.11 AUD
4.01% - 5.00%	1,091	10.65%	33,390,362.60 AUD	13.02%	890	28,477,661.16 AUD	201	4,912,701.44 AUD
5.01% - 6.00%	1,435	14.01%	39,452,631.65 AUD	15.39%	924	28,285,816.58 AUD	511	11,166,815.07 AUD
6.01% - 7.00%	1,866	18.21%	42,642,761.89 AUD	16.63%	822	22,620,585.05 AUD	1,044	20,022,176.84 AUD
7.01% - 8.00%	1,465	14.30%	30,479,123.35 AUD	11.89%	523	13,408,570.15 AUD	942	17,070,553.20 AUD
8.01% - 9.00%	1,468	14.33%	31,748,459.57 AUD	12.38%	1,018	23,095,019.55 AUD	450	8,653,440.02 AUD
9.01% - 10.00%	649	6.33%	12,917,864.08 AUD	5.04%	523	10,322,633.85 AUD	126	2,595,230.23 AUD
10.01% - 11.00%	140	1.37%	2,441,167.33 AUD	0.95%	101	1,617,503.69 AUD	39	823,663.64 AUD
11.01% - 12.00%	15	0.15%	243,386.05 AUD	0.09%	6	47,587.55 AUD	9	195,798.50 AUD
12.01% - 13.00%	5	0.05%	32,700.92 AUD	0.01%	-	- AUD	5	32,700.92 AUD
13.01% - 14.00%	5	0.05%	62,208.42 AUD	0.02%	-	- AUD	5	62,208.42 AUD
14.01% - 15.00%	3	0.03%	29,552.01 AUD	0.01%	-	- AUD	3	29,552.01 AUD
15.01% - 16.00%	-	0.00%	- AUD	0.00%	-	- AUD	-	- AUD
> 16.00%	-	0.00%	- AUD	0.00%	-	- AUD	-	- AUD
Total	10,246	100.00%	256,420,228.21 AUD	100.00%	6,501	183,919,165.39 AUD	3,745	72,501,062.82 AUD

Statistics Interest Rate	
Minimum Interest Rate Debtor	1.40%
Maximum Interest Rate Debtor	14.99%
Weighted Average Interest Rate Debtor	5.91%

Pool Data IV

Interest Rate paid by the Receivable Debtor

Total Portfolio					Balloon				Vehicle Status			
Interest Rate paid by the Receivable Debtor	Number of Contracts	Percentage of Contracts	Outstanding Discounted Receivables Balance	Percentage of Balance	Balloon		No Balloon		New		Used	
					Number of Contracts	Outstanding Discounted Receivables Balance	Number of Contracts	Outstanding Discounted Receivables Balance	Number of Contracts	Outstanding Discounted Receivables Balance	Number of Contracts	Outstanding Discounted Receivables Balance
0.00%	-	0.00%	- AUD	0.00%	-	- AUD	-	- AUD	-	- AUD	-	- AUD
0.01% - 1.00%	-	0.00%	- AUD	0.00%	-	- AUD	-	- AUD	-	- AUD	-	- AUD
1.01% - 2.00%	483	4.71%	8,920,005.04 AUD	3.48%	157	5,090,440.50 AUD	326	3,829,564.54 AUD	483	8,920,005.04 AUD	-	- AUD
2.01% - 3.00%	679	6.63%	22,592,998.32 AUD	8.81%	314	15,991,054.53 AUD	365	6,601,943.79 AUD	679	22,592,998.32 AUD	-	- AUD
3.01% - 4.00%	942	9.19%	31,467,006.98 AUD	12.27%	429	21,285,103.13 AUD	513	10,181,903.85 AUD	882	29,769,481.96 AUD	60	1,697,525.02 AUD
4.01% - 5.00%	1,091	10.65%	33,390,362.60 AUD	13.02%	462	20,690,542.83 AUD	629	12,699,819.77 AUD	890	28,290,223.97 AUD	201	5,100,138.63 AUD
5.01% - 6.00%	1,435	14.01%	39,452,631.65 AUD	15.39%	511	22,420,731.83 AUD	924	17,031,899.82 AUD	1,136	33,124,822.23 AUD	299	6,327,809.42 AUD
6.01% - 7.00%	1,866	18.21%	42,642,761.89 AUD	16.63%	483	19,027,443.55 AUD	1,383	23,615,318.34 AUD	1,381	33,605,226.78 AUD	485	9,037,535.11 AUD
7.01% - 8.00%	1,465	14.30%	30,479,123.35 AUD	11.89%	284	10,476,048.21 AUD	1,181	20,003,075.14 AUD	834	20,064,589.54 AUD	631	10,414,533.81 AUD
8.01% - 9.00%	1,468	14.33%	31,748,459.57 AUD	12.38%	258	9,528,770.63 AUD	1,210	22,219,688.94 AUD	942	23,235,845.87 AUD	526	8,512,613.70 AUD
9.01% - 10.00%	649	6.33%	12,917,864.08 AUD	5.04%	87	3,166,896.80 AUD	562	9,750,967.28 AUD	252	6,039,186.87 AUD	397	6,878,677.21 AUD
10.01% - 11.00%	140	1.37%	2,441,167.33 AUD	0.95%	9	244,111.74 AUD	131	2,197,055.59 AUD	19	461,036.69 AUD	121	1,980,130.64 AUD
11.01% - 12.00%	15	0.15%	243,386.05 AUD	0.09%	1	23,478.03 AUD	14	219,908.02 AUD	4	41,281.44 AUD	11	202,104.61 AUD
12.01% - 13.00%	5	0.05%	32,700.92 AUD	0.01%	-	- AUD	5	32,700.92 AUD	1	- AUD	4	32,700.92 AUD
13.01% - 14.00%	5	0.05%	62,208.42 AUD	0.02%	1	22,294.65 AUD	4	39,913.77 AUD	3	36,888.46 AUD	2	25,319.96 AUD
14.01% - 15.00%	3	0.03%	29,552.01 AUD	0.01%	-	- AUD	3	29,552.01 AUD	1	5,892.86 AUD	2	23,659.15 AUD
15.01% - 16.00%	-	0.00%	- AUD	0.00%	-	- AUD	-	- AUD	-	- AUD	-	- AUD
> 16.00%	-	0.00%	- AUD	0.00%	-	- AUD	-	- AUD	-	- AUD	-	- AUD
Total	10,246	100.00%	256,420,228.21 AUD	100.00%	2,996	127,966,916.43 AUD	7,250	128,453,311.78 AUD	7,507	206,187,480.03 AUD	2,739	50,232,748.18 AUD

Statistics Interest Rate		
Minimum Interest Rate Debtor		1.40%
Maximum Interest Rate Debtor		14.99%
Weighted Average Interest Rate Debtor		5.91%

Pool Data V

Original Term

Total Portfolio					Product Type			
Length of Original Term (months)	Number of Contracts	Percentage of Contracts	Outstanding Discounted Receivables Balance	Percentage of Balance	Chattel Mortgage		Consumer Loan	
					Number of Contracts	Outstanding Discounted Receivables Balance	Number of Contracts	Outstanding Discounted Receivables Balance
0 - 11	-	0.00%	- AUD	0.00%	-	- AUD	-	- AUD
12 - 23	-	0.00%	- AUD	0.00%	-	- AUD	-	- AUD
24 - 35	17	0.17%	63,821.67 AUD	0.02%	12	56,302.34 AUD	5	7,519.33 AUD
36 - 47	958	9.35%	11,717,438.77 AUD	4.57%	690	9,725,719.24 AUD	268	1,991,719.53 AUD
48 - 59	1,603	15.65%	32,894,432.72 AUD	12.83%	1,050	24,646,403.41 AUD	553	8,248,029.31 AUD
60 - 71	7,171	69.99%	198,629,104.95 AUD	77.46%	4,749	149,490,740.40 AUD	2,422	49,138,364.55 AUD
> 71	497	4.85%	13,115,430.10 AUD	5.11%	-	- AUD	497	13,115,430.10 AUD
Total	10,246	100.00%	256,420,228.21 AUD	100.00%	6,501	183,919,165.39 AUD	3,745	72,501,062.82 AUD

Statistics Original Term	
Minimum Original Term in months	24
Maximum Original Term in months	84
Weighted Average Original Term month (by ODRB)	58.58

Remaining Term

Total Portfolio					Product Type			
Length of Remaining Term (months)	Number of Contracts	Percentage of Contracts	Outstanding Discounted Receivables Balance	Percentage of Balance	Chattel Mortgage		Consumer Loan	
					Number of Contracts	Outstanding Discounted Receivables Balance	Number of Contracts	Outstanding Discounted Receivables Balance
0 - 11	1,463	14.28%	16,994,530.75 AUD	6.63%	979	13,555,639.27 AUD	484	3,438,891.48 AUD
12 - 23	2,705	26.40%	57,591,556.95 AUD	22.46%	1,766	42,546,249.80 AUD	939	15,045,307.15 AUD
24 - 35	5,572	54.38%	166,631,268.81 AUD	64.98%	3,700	125,524,070.14 AUD	1,872	41,107,198.67 AUD
36 - 47	184	1.80%	5,477,669.21 AUD	2.14%	55	2,252,277.26 AUD	129	3,225,391.95 AUD
48 - 59	316	3.08%	9,471,181.92 AUD	3.69%	1	40,928.92 AUD	315	9,430,253.00 AUD
60 - 71	6	0.06%	254,020.57 AUD	0.10%	-	- AUD	6	254,020.57 AUD
> 71	-	0.00%	- AUD	0.00%	-	- AUD	-	- AUD
Total	10,246	100.00%	256,420,228.21 AUD	100.00%	6,501	183,919,165.39 AUD	3,745	72,501,062.82 AUD

Statistics Remaining Term	
Minimum Remaining Term in months	0
Maximum Remaining Term in months	66
Weighted Average Remaining Term in months (by ODRB)	27.37

Distribution by Seasoning

Total Portfolio					Product Type			
Seasoning (months)	Number of Contracts	Percentage of Contracts	Outstanding Discounted Receivables Balance	Percentage of Balance	Chattel Mortgage		Consumer Loan	
					Number of Contracts	Outstanding Discounted Receivables Balance	Number of Contracts	Outstanding Discounted Receivables Balance
0 - 11	1	0.01%	40,928.92 AUD	0.02%	1	40,928.92 AUD	-	- AUD
12 - 23	65	0.63%	2,353,316.86 AUD	0.92%	50	1,873,320.03 AUD	15	479,996.83 AUD
24 - 35	7,627	74.44%	206,678,477.29 AUD	80.60%	4,950	150,318,979.18 AUD	2,677	56,359,498.11 AUD
36 - 47	2,379	23.22%	45,746,263.32 AUD	17.84%	1,441	30,899,221.01 AUD	938	14,847,042.31 AUD
48 - 59	130	1.27%	1,362,955.79 AUD	0.53%	57	784,046.13 AUD	73	578,909.66 AUD
60 - 71	35	0.34%	213,505.57 AUD	0.08%	2	2,670.12 AUD	33	210,835.45 AUD
> 71	9	0.09%	24,780.46 AUD	0.01%	-	- AUD	9	24,780.46 AUD
Total	10,246	100.00%	256,420,228.21 AUD	100.00%	6,501	183,919,165.39 AUD	3,745	72,501,062.82 AUD

Statistics Seasoning	
Minimum Seasoning in months	10
Maximum Seasoning in months	78
Weighted Average Seasoning Term in months (by ODRB)	31.26

Pool Data V

Original Term

Total Portfolio					Balloon				Vehicle Status			
Length of Original Term (months)	Number of Contracts	Percentage of Contracts	Outstanding Discounted Receivables Balance	Percentage of Balance	Balloon		No Balloon		New		Used	
					Number of Contracts	Outstanding Discounted Receivables Balance	Number of Contracts	Outstanding Discounted Receivables Balance	Number of Contracts	Outstanding Discounted Receivables Balance	Number of Contracts	Outstanding Discounted Receivables Balance
0 - 11	-	0.00%	- AUD	0.00%	-	- AUD	-	- AUD	-	- AUD	-	- AUD
12 - 23	-	0.00%	- AUD	0.00%	-	- AUD	-	- AUD	-	- AUD	-	- AUD
24 - 35	17	0.17%	63,821.67 AUD	0.02%	-	- AUD	17	63,821.67 AUD	3	6,353.70 AUD	14	57,467.97 AUD
36 - 47	958	9.35%	11,717,438.77 AUD	4.57%	207	6,575,145.32 AUD	751	5,142,293.45 AUD	686	10,003,315.24 AUD	272	1,714,123.53 AUD
48 - 59	1,603	15.65%	32,894,432.72 AUD	12.83%	499	18,416,571.19 AUD	1,104	14,477,861.53 AUD	1,311	29,766,231.51 AUD	292	3,128,201.21 AUD
60 - 71	7,171	69.99%	198,629,104.95 AUD	77.46%	2,290	102,975,199.92 AUD	4,881	95,653,905.03 AUD	5,170	157,316,104.76 AUD	2,001	41,313,000.19 AUD
> 71	497	4.85%	13,115,430.10 AUD	5.11%	-	- AUD	497	13,115,430.10 AUD	337	9,095,474.82 AUD	160	4,019,955.28 AUD
Total	10,246	100.00%	256,420,228.21 AUD	100.00%	2,996	127,966,916.43 AUD	7,250	128,453,311.78 AUD	7,507	206,187,480.03 AUD	2,739	50,232,748.18 AUD

Statistics Original Term	
Minimum Original Term in months	24
Maximum Original Term in months	84
Weighted Average Original Term month (by ODRB)	58.58

Remaining Term

Total Portfolio					Balloon				Vehicle Status			
Length of Remaining Term (months)	Number of Contracts	Percentage of Contracts	Outstanding Discounted Receivables Balance	Percentage of Balance	Balloon		No Balloon		New		Used	
					Number of Contracts	Outstanding Discounted Receivables Balance	Number of Contracts	Outstanding Discounted Receivables Balance	Number of Contracts	Outstanding Discounted Receivables Balance	Number of Contracts	Outstanding Discounted Receivables Balance
0 - 11	1,463	14.28%	16,994,530.75 AUD	6.63%	354	10,099,524.80 AUD	1,109	6,895,005.95 AUD	1,078	14,755,230.57 AUD	385	2,239,300.18 AUD
12 - 23	2,705	26.40%	57,591,556.95 AUD	22.46%	808	30,697,318.50 AUD	1,897	26,894,238.45 AUD	2,004	48,429,035.09 AUD	701	9,162,521.86 AUD
24 - 35	5,572	54.38%	166,631,268.81 AUD	64.98%	1,807	85,762,159.41 AUD	3,765	80,869,109.40 AUD	4,088	132,503,033.59 AUD	1,484	34,128,235.22 AUD
36 - 47	184	1.80%	5,477,669.21 AUD	2.14%	27	1,407,913.72 AUD	157	4,069,755.49 AUD	106	3,498,346.15 AUD	78	1,979,323.06 AUD
48 - 59	316	3.08%	9,471,181.92 AUD	3.69%	-	- AUD	316	9,471,181.92 AUD	227	6,855,330.57 AUD	89	2,615,851.35 AUD
60 - 71	6	0.06%	254,020.57 AUD	0.10%	-	- AUD	6	254,020.57 AUD	4	146,504.06 AUD	2	107,516.51 AUD
> 71	-	0.00%	- AUD	0.00%	-	- AUD	-	- AUD	-	- AUD	-	- AUD
Total	10,246	100.00%	256,420,228.21 AUD	100.00%	2,996	127,966,916.43 AUD	7,250	128,453,311.78 AUD	7,507	206,187,480.03 AUD	2,739	50,232,748.18 AUD

Statistics Remaining Term	
Minimum Remaining Term in months	0
Maximum Remaining Term in months	66
Weighted Average Remaining Term in months (by ODRB)	27.37

Distribution by Seasoning

Total Portfolio					Balloon				Vehicle Status			
Seasoning (months)	Number of Contracts	Percentage of Contracts	Outstanding Discounted Receivables Balance	Percentage of Balance	Balloon		No Balloon		New		Used	
					Number of Contracts	Outstanding Discounted Receivables Balance	Number of Contracts	Outstanding Discounted Receivables Balance	Number of Contracts	Outstanding Discounted Receivables Balance	Number of Contracts	Outstanding Discounted Receivables Balance
0 - 11	1	0.01%	40,928.92 AUD	0.02%	-	- AUD	1	40,928.92 AUD	1	40,928.92 AUD	-	- AUD
12 - 23	65	0.63%	2,353,316.86 AUD	0.92%	20	1,119,173.73 AUD	45	1,234,143.13 AUD	35	1,579,947.03 AUD	30	773,369.83 AUD
24 - 35	7,627	74.44%	206,678,477.29 AUD	80.60%	2,268	102,955,006.58 AUD	5,359	103,723,470.71 AUD	5,659	166,936,621.88 AUD	1,968	39,741,855.41 AUD
36 - 47	2,379	23.22%	45,746,263.32 AUD	17.84%	675	23,138,732.15 AUD	1,704	22,607,531.17 AUD	1,698	36,376,086.86 AUD	681	9,370,176.46 AUD
48 - 59	130	1.27%	1,362,955.79 AUD	0.53%	32	751,333.85 AUD	98	611,621.94 AUD	88	1,093,339.72 AUD	42	269,616.07 AUD
60 - 71	35	0.34%	213,505.57 AUD	0.08%	1	2,670.12 AUD	34	210,835.45 AUD	20	143,463.64 AUD	15	70,041.93 AUD
> 71	9	0.09%	24,780.46 AUD	0.01%	-	- AUD	9	24,780.46 AUD	6	17,091.98 AUD	3	7,688.48 AUD
Total	10,246	100.00%	256,420,228.21 AUD	100.00%	2,996	127,966,916.43 AUD	7,250	128,453,311.78 AUD	7,507	206,187,480.03 AUD	2,739	50,232,748.18 AUD

Statistics Seasoning	
Minimum Seasoning in months	10
Maximum Seasoning in months	78
Weighted Average Seasoning Term in months (by ODRB)	31.26

Pool Data VI

Product Type

Total Portfolio					Balloon				Vehicle Status			
Product Type	Number of Contracts	Percentage of Contracts	Outstanding Discounted Receivables Balance	Percentage of Balance	Balloon		No Balloon		New		Used	
					Number of Contracts	Outstanding Discounted Receivables Balance	Number of Contracts	Outstanding Discounted Receivables Balance	Number of Contracts	Outstanding Discounted Receivables Balance	Number of Contracts	Outstanding Discounted Receivables Balance
Chattel Mortgage	6,501	63.45%	183,919,165.39 AUD	71.73%	2,379	106,797,840.00 AUD	4,122	77,121,325.39 AUD	4,948	151,797,160.00 AUD	1,553	32,122,005.39 AUD
Consumer Loan	3,745	36.55%	72,501,062.82 AUD	28.27%	617	21,169,076.43 AUD	3,128	51,331,986.39 AUD	2,559	54,390,320.03 AUD	1,186	18,110,742.79 AUD
Total	10,246	100.00%	256,420,228.21 AUD	100.00%	2,996	127,966,916.43 AUD	7,250	128,453,311.78 AUD	7,507	206,187,480.03 AUD	2,739	50,232,748.18 AUD

Vehicle Status

Total Portfolio					Product Type			
Type of Car	Number of Contracts	Percentage of Contracts	Outstanding Discounted Receivables Balance	Percentage of Balance	Chattel Mortgage		Consumer Loan	
					Number of Contracts	Outstanding Discounted Receivables Balance	Number of Contracts	Outstanding Discounted Receivables Balance
New Vehicles	7,507	73.27%	206,187,480.03 AUD	80.41%	4,948	151,797,160.00 AUD	2,559	54,390,320.03 AUD
Used Vehicles	2,739	26.73%	50,232,748.18 AUD	19.59%	1,553	32,122,005.39 AUD	1,186	18,110,742.79 AUD
Total	10,246	100.00%	256,420,228.21 AUD	100.00%	6,501	183,919,165.39 AUD	3,745	72,501,062.82 AUD

Balloon

Total Portfolio				
Balloon	Number of Contracts	Percentage of Contracts	Outstanding Discounted Receivables Balance	Percentage of Balance
Balloon	2,996	29.24%	127,966,916.43 AUD	49.91%
No Balloon	7,250	70.76%	128,453,311.78 AUD	50.09%
Total	10,246	100.00%	256,420,228.21 AUD	100.00%

Pool Data VII

Distribution by Vehicle Brand and Models

Total Portfolio						Product Type				
Make	Model	Number of Contracts	Percentage of Contracts	Outstanding Discounted Receivables Balance	Percentage of Balance	Chattel Mortgage		Consumer Loan		
						Number of Contracts	Outstanding Discounted Receivables Balance	Number of Contracts	Outstanding Discounted Receivables Balance	
Volkswagen Group Vehicles										
AUDI	A1	39	0.38%	628,962.18 AUD	0.25%	19	283,418.63 AUD	20	345,543.55 AUD	
	A3	186	1.82%	4,877,958.95 AUD	1.90%	79	2,418,661.98 AUD	107	2,459,296.97 AUD	
	A4	90	0.88%	2,434,599.00 AUD	0.95%	54	1,740,465.94 AUD	36	694,133.06 AUD	
	A5	55	0.54%	1,990,924.07 AUD	0.78%	39	1,521,908.57 AUD	16	469,015.50 AUD	
	A6	23	0.22%	851,475.20 AUD	0.33%	16	719,881.24 AUD	7	131,593.96 AUD	
	A7	9	0.09%	701,236.39 AUD	0.27%	9	701,236.39 AUD	-	- AUD	
	A8	1	0.01%	26,702.70 AUD	0.01%	1	26,702.70 AUD	-	- AUD	
	E-TRON	5	0.05%	412,912.05 AUD	0.16%	4	351,673.12 AUD	1	61,238.93 AUD	
	Q2	73	0.71%	1,511,367.07 AUD	0.59%	28	672,221.92 AUD	45	839,145.15 AUD	
	Q3	209	2.04%	5,735,379.94 AUD	2.24%	115	3,463,902.67 AUD	94	2,271,477.27 AUD	
	Q5	220	2.15%	7,720,555.42 AUD	3.01%	153	5,513,021.86 AUD	67	2,207,533.56 AUD	
	Q7	173	1.69%	8,816,484.52 AUD	3.44%	138	7,287,231.50 AUD	35	1,529,253.02 AUD	
	Q8	17	0.17%	1,183,577.59 AUD	0.46%	15	1,106,348.55 AUD	2	77,229.04 AUD	
	R8	5	0.05%	682,683.66 AUD	0.27%	5	682,683.66 AUD	-	- AUD	
	TT	4	0.04%	78,288.88 AUD	0.03%	2	44,006.79 AUD	2	34,282.09 AUD	
	SubTotal	1,109	10.82%	37,653,107.62 AUD	14.68%	677	26,533,365.52 AUD	432	11,119,742.10 AUD	
BENTLEY	BENTAYGA	2	0.02%	432,861.06 AUD	0.17%	2	432,861.06 AUD	-	- AUD	
	CONTINENTAL	3	0.03%	378,476.86 AUD	0.15%	3	378,476.86 AUD	-	- AUD	
	SubTotal	5	0.05%	811,337.92 AUD	0.32%	5	811,337.92 AUD	-	- AUD	
LAMBORGHINI	AVENTADOR	-	0.00%	- AUD	0.00%	-	- AUD	-	- AUD	
	HURACAN	-	0.00%	- AUD	0.00%	-	- AUD	-	- AUD	
	URUS	2	0.02%	519,838.83 AUD	0.20%	1	301,713.29 AUD	1	218,125.54 AUD	
	SubTotal	2	0.02%	519,838.83 AUD	0.20%	1	301,713.29 AUD	1	218,125.54 AUD	
PORSCHE	BOXSTER	7	0.07%	688,491.70 AUD	0.27%	7	688,491.70 AUD	-	- AUD	
	CARRERA / 911	17	0.17%	2,898,057.45 AUD	1.13%	16	2,809,209.15 AUD	1	88,848.30 AUD	
	CAYENNE	70	0.68%	5,254,382.94 AUD	2.05%	64	4,966,122.96 AUD	6	288,259.98 AUD	
	CAYMAN	1	0.01%	63,074.02 AUD	0.02%	-	- AUD	1	63,074.02 AUD	
	MACAN	88	0.86%	5,263,244.96 AUD	2.05%	82	4,853,933.42 AUD	6	409,311.54 AUD	
	PANAMERA	-	0.00%	- AUD	0.00%	-	- AUD	-	- AUD	
	TAYCAN	12	0.12%	1,805,885.76 AUD	0.70%	12	1,805,885.76 AUD	-	- AUD	
	SubTotal	195	1.90%	15,973,136.83 AUD	6.23%	181	15,123,642.99 AUD	14	849,493.84 AUD	
SKODA	FABIA	34	0.33%	341,790.00 AUD	0.13%	8	106,140.56 AUD	26	235,649.44 AUD	
	KAROQ	46	0.45%	772,746.01 AUD	0.30%	16	251,167.52 AUD	30	521,578.49 AUD	
	KODIAQ	83	0.81%	2,019,963.75 AUD	0.79%	34	876,401.20 AUD	49	1,143,562.55 AUD	
	KAMIQ	61	0.60%	947,443.09 AUD	0.37%	15	195,076.67 AUD	46	752,366.42 AUD	
	SCALA	38	0.37%	554,727.38 AUD	0.22%	11	188,252.66 AUD	27	366,474.72 AUD	
	OCTAVIA	82	0.80%	1,415,692.24 AUD	0.55%	19	312,182.13 AUD	63	1,103,510.11 AUD	
	RAPID	1	0.01%	1,115.71 AUD	0.00%	-	- AUD	1	1,115.71 AUD	
	SUPERB	16	0.16%	408,277.34 AUD	0.16%	9	268,583.86 AUD	7	139,693.48 AUD	
	SubTotal	361	3.52%	6,461,755.52 AUD	2.52%	112	2,197,804.60 AUD	249	4,263,950.92 AUD	
VOLKSWAGEN	AMAROK	594	5.80%	12,984,290.36 AUD	5.06%	459	10,320,202.39 AUD	135	2,664,087.97 AUD	
	ARTEON	6	0.06%	178,733.72 AUD	0.07%	2	65,893.41 AUD	4	112,840.31 AUD	
	CADDY	74	0.72%	1,078,660.50 AUD	0.42%	70	1,050,748.18 AUD	4	27,912.32 AUD	
	CARAVELLE	1	0.01%	41,125.78 AUD	0.02%	1	41,125.78 AUD	-	- AUD	
	CRAFTER	110	1.07%	2,234,348.98 AUD	0.87%	108	2,193,107.64 AUD	2	41,241.34 AUD	
	GOLF	304	2.97%	4,226,166.83 AUD	1.65%	114	1,754,139.27 AUD	190	2,472,027.56 AUD	
	JETTA	2	0.02%	13,195.18 AUD	0.01%	-	- AUD	2	13,195.18 AUD	
	MULTIVAN	31	0.30%	924,608.97 AUD	0.36%	20	674,709.10 AUD	11	249,899.87 AUD	
	NEW BEETLE	3	0.03%	23,503.18 AUD	0.01%	1	9,840.88 AUD	2	13,662.30 AUD	
	PASSAT	28	0.27%	542,095.50 AUD	0.21%	13	202,445.31 AUD	15	339,650.19 AUD	
	POLO	126	1.23%	1,300,795.59 AUD	0.51%	36	372,502.02 AUD	90	928,293.57 AUD	
	SCIROCCO	1	0.01%	14,882.81 AUD	0.01%	-	- AUD	1	14,882.81 AUD	
	T-CROSS	140	1.37%	2,065,480.12 AUD	0.81%	41	624,112.02 AUD	99	1,441,368.10 AUD	
	T-ROC	88	0.86%	1,663,342.55 AUD	0.65%	27	537,237.92 AUD	61	1,126,104.63 AUD	
	TIGUAN	427	4.17%	8,671,546.63 AUD	3.38%	203	4,500,091.11 AUD	224	4,171,455.52 AUD	
	TOUAREG	68	0.66%	2,951,050.34 AUD	1.15%	52	2,391,377.92 AUD	16	559,672.42 AUD	

Pool Data VII

Distribution by Vehicle Brand and Models

Total Portfolio						Balloon				Vehicle Status			
Make	Model	Number of Contracts	Percentage of Contracts	Outstanding Discounted Receivables Balance	Percentage of Balance	Balloon		No Balloon		New		Used	
						Number of Contracts	Outstanding Discounted Receivables Balance	Number of Contracts	Outstanding Discounted Receivables Balance	Number of Contracts	Outstanding Discounted Receivables Balance	Number of Contracts	Outstanding Discounted Receivables Balance
Volkswagen Group Vehicles													
AUDI	A1	39	0.38%	628,962.18 AUD	0.25%	11	296,971.80 AUD	28	331,990.38 AUD	22	489,868.79 AUD	17	139,093.39 AUD
	A3	186	1.82%	4,877,958.95 AUD	1.90%	74	2,786,658.69 AUD	112	2,091,300.26 AUD	123	3,683,126.19 AUD	63	1,194,832.76 AUD
	A4	90	0.88%	2,434,599.00 AUD	0.95%	35	1,343,468.16 AUD	55	1,091,130.84 AUD	59	1,935,183.09 AUD	31	499,415.91 AUD
	A5	55	0.54%	1,990,924.07 AUD	0.78%	27	1,351,376.78 AUD	28	639,547.29 AUD	39	1,683,288.73 AUD	16	307,635.34 AUD
	A6	23	0.22%	851,475.20 AUD	0.33%	8	485,120.09 AUD	15	366,355.11 AUD	11	606,493.37 AUD	12	244,981.83 AUD
	A7	9	0.09%	701,236.39 AUD	0.27%	8	680,028.90 AUD	1	21,207.49 AUD	7	643,998.18 AUD	2	57,238.21 AUD
	A8	1	0.01%	26,702.70 AUD	0.01%	-	- AUD	1	26,702.70 AUD	1	26,702.70 AUD	-	- AUD
	E-TRON	5	0.05%	412,912.05 AUD	0.16%	4	373,326.06 AUD	1	39,585.99 AUD	5	412,912.05 AUD	-	- AUD
	Q2	73	0.71%	1,511,367.07 AUD	0.59%	32	855,311.04 AUD	41	656,056.03 AUD	56	1,298,157.24 AUD	17	213,209.83 AUD
	Q3	209	2.04%	5,735,379.94 AUD	2.24%	85	3,196,271.64 AUD	124	2,539,108.30 AUD	180	5,339,538.57 AUD	29	395,841.37 AUD
	Q5	220	2.15%	7,720,555.42 AUD	3.01%	115	5,252,132.24 AUD	105	2,468,423.18 AUD	163	6,418,682.45 AUD	57	1,301,872.97 AUD
	Q7	173	1.69%	8,816,484.52 AUD	3.44%	92	6,175,185.52 AUD	81	2,641,299.00 AUD	112	6,950,330.07 AUD	61	1,866,154.45 AUD
	Q8	17	0.17%	1,183,577.59 AUD	0.46%	9	818,594.29 AUD	8	364,983.30 AUD	15	1,067,321.36 AUD	2	116,256.23 AUD
	R8	5	0.05%	682,683.66 AUD	0.27%	5	682,683.66 AUD	-	- AUD	3	486,271.51 AUD	2	196,412.15 AUD
	TT	4	0.04%	78,288.88 AUD	0.03%	1	26,598.09 AUD	3	51,690.79 AUD	-	- AUD	4	78,288.88 AUD
	SubTotal	1,109	10.82%	37,653,107.62 AUD	14.68%	506	24,323,726.96 AUD	603	13,329,380.66 AUD	796	31,041,874.30 AUD	313	6,611,233.32 AUD
BENTLEY	BENTAYGA	2	0.02%	432,861.06 AUD	0.17%	2	432,861.06 AUD	-	- AUD	1	263,799.81 AUD	1	169,061.25 AUD
	CONTINENTAL	3	0.03%	378,476.86 AUD	0.15%	1	162,058.58 AUD	2	216,418.28 AUD	1	- AUD	3	378,476.86 AUD
	SubTotal	5	0.05%	811,337.92 AUD	0.32%	3	594,919.64 AUD	2	216,418.28 AUD	-	263,799.81 AUD	4	547,538.11 AUD
LAMBORGHINI	AVENTADOR	-	0.00%	- AUD	0.00%	-	- AUD	-	- AUD	-	- AUD	-	- AUD
	HURACAN	-	0.00%	- AUD	0.00%	-	- AUD	-	- AUD	-	- AUD	-	- AUD
	URUS	2	0.02%	519,838.83 AUD	0.20%	2	519,838.83 AUD	-	- AUD	2	519,838.83 AUD	-	- AUD
	SubTotal	2	0.02%	519,838.83 AUD	0.20%	2	519,838.83 AUD	-	- AUD	2	519,838.83 AUD	-	- AUD
PORSCHE	BOXSTER	7	0.07%	688,491.70 AUD	0.27%	6	649,431.72 AUD	1	39,059.98 AUD	6	649,431.72 AUD	1	39,059.98 AUD
	CARRERA / 911	17	0.17%	2,898,057.45 AUD	1.13%	15	2,857,031.10 AUD	2	41,026.35 AUD	12	2,447,993.11 AUD	5	450,064.34 AUD
	CAYENNE	70	0.68%	5,254,382.94 AUD	2.05%	50	4,486,622.47 AUD	20	767,760.47 AUD	59	4,774,320.91 AUD	11	480,062.03 AUD
	CAYMAN	1	0.01%	63,074.02 AUD	0.02%	-	- AUD	1	63,074.02 AUD	-	- AUD	1	63,074.02 AUD
	MACAN	88	0.86%	5,263,244.96 AUD	2.05%	62	4,261,864.02 AUD	26	1,001,380.94 AUD	77	4,865,304.26 AUD	11	397,940.70 AUD
	PANAMERA	-	0.00%	- AUD	0.00%	-	- AUD	-	- AUD	-	- AUD	-	- AUD
	TAYCAN	12	0.12%	1,805,885.76 AUD	0.70%	12	1,805,885.76 AUD	-	- AUD	12	1,805,885.76 AUD	-	- AUD
	SubTotal	195	1.90%	15,973,136.83 AUD	6.23%	145	14,060,835.07 AUD	50	1,912,301.76 AUD	166	14,542,935.76 AUD	29	1,430,201.07 AUD
SKODA	FABIA	34	0.33%	341,790.00 AUD	0.13%	1	17,600.60 AUD	33	324,189.40 AUD	31	330,217.31 AUD	3	11,572.69 AUD
	KAROQ	46	0.45%	772,746.01 AUD	0.30%	6	127,045.21 AUD	40	645,700.80 AUD	46	772,746.01 AUD	-	- AUD
	KODIAQ	83	0.81%	2,019,963.75 AUD	0.79%	22	694,057.80 AUD	61	1,325,905.95 AUD	79	1,957,024.59 AUD	4	62,939.16 AUD
	KAMIQ	61	0.60%	947,443.09 AUD	0.37%	5	113,705.81 AUD	56	833,737.28 AUD	61	947,443.09 AUD	-	- AUD
	SCALA	38	0.37%	554,727.38 AUD	0.22%	8	157,450.89 AUD	30	397,276.49 AUD	38	554,727.38 AUD	-	- AUD
	OCTAVIA	82	0.80%	1,415,692.24 AUD	0.55%	23	637,901.49 AUD	59	777,790.75 AUD	76	1,346,375.81 AUD	6	69,316.43 AUD
	RAPID	1	0.01%	1,115.71 AUD	0.00%	-	- AUD	1	1,115.71 AUD	1	1,115.71 AUD	-	- AUD
	SUPERB	16	0.16%	408,277.34 AUD	0.16%	7	245,344.37 AUD	9	162,932.97 AUD	13	378,676.78 AUD	3	29,600.56 AUD
	SubTotal	361	3.52%	6,461,755.52 AUD	2.52%	72	1,993,106.17 AUD	289	4,468,649.35 AUD	345	6,288,326.68 AUD	16	173,428.84 AUD
VOLKSWAGEN	AMAROK	594	5.80%	12,984,290.36 AUD	5.06%	221	7,079,892.97 AUD	373	5,904,397.39 AUD	489	11,033,061.73 AUD	105	1,951,228.63 AUD
	ARTEON	6	0.06%	178,733.72 AUD	0.07%	5	161,587.38 AUD	1	17,146.34 AUD	2	57,506.01 AUD	4	121,227.71 AUD
	CADDY	74	0.72%	1,078,660.50 AUD	0.42%	19	421,976.08 AUD	55	656,684.42 AUD	62	939,382.39 AUD	12	139,278.11 AUD
	CARAVELLE	1	0.01%	41,125.78 AUD	0.02%	-	- AUD	1	41,125.78 AUD	1	41,125.78 AUD	-	- AUD
	CRAFTER	110	1.07%	2,234,348.98 AUD	0.87%	35	1,111,817.32 AUD	75	1,122,531.66 AUD	109	2,224,816.83 AUD	1	9,532.15 AUD
	GOLF	304	2.97%	4,226,166.83 AUD	1.65%	80	1,741,201.64 AUD	224	2,484,965.19 AUD	209	3,195,882.52 AUD	95	1,030,284.31 AUD
	JETTA	2	0.02%	13,195.18 AUD	0.01%	-	- AUD	2	13,195.18 AUD	-	- AUD	2	13,195.18 AUD
	MULTIVAN	31	0.30%	924,608.97 AUD	0.36%	11	474,063.25 AUD	20	450,545.72 AUD	22	737,253.78 AUD	9	187,355.19 AUD
	NEW BEETLE	3	0.03%	23,503.18 AUD	0.01%	-	- AUD	3	23,503.18 AUD	-	- AUD	3	23,503.18 AUD
	PASSAT	28	0.27%	542,095.50 AUD	0.21%	10	289,270.60 AUD	18	252,824.90 AUD	15	410,928.90 AUD	13	131,166.60 AUD
	POLO	126	1.23%	1,300,795.59 AUD	0.51%	16	269,682.84 AUD	110	1,031,112.75 AUD	111	1,227,149.37 AUD	15	73,646.22 AUD
	SCIROCCO	1	0.01%	14,882.81 AUD	0.01%	-	- AUD	1	14,882.81 AUD	-	- AUD	1	14,882.81 AUD
	T-CROSS	140	1.37%	2,065,480.12 AUD	0.81%	22	436,638.88 AUD	118	1,628,841.24 AUD	140	2,065,480.12 AUD	-	- AUD
	T-ROC	88	0.86%	1,663,342.55 AUD	0.65%	17	461,928.05 AUD	71	1,201,414.50 AUD	88	1,663,342.55 AUD	-	- AUD
	TIGUAN	427	4.17%	8,671,546.63 AUD	3.38%	130	3,680,652.19 AUD	297	4,990,894.44 AUD	377	7,881,989.33 AUD	50	789,557.30 AUD
	TOUAREG	68	0.66%	2,951,050.34 AUD	1.15%	32	1,960,343.11 AUD	36	990,707.23 AUD	53	2,670,742.44 AUD	15	280,307.90 AUD

Pool Data VII

Distribution by Vehicle Brand and Models

Total Portfolio						Product Type			
Make	Model	Number of Contracts	Percentage of Contracts	Outstanding Discounted Receivables Balance	Percentage of Balance	Chattel Mortgage		Consumer Loan	
						Number of Contracts	Outstanding Discounted Receivables Balance	Number of Contracts	Outstanding Discounted Receivables Balance
	TRANSPORTER	90	0.88%	2,359,663.26 AUD	0.92%	77	1,948,579.77 AUD	13	411,083.49 AUD
	UP!	-	0.00%	- AUD	0.00%	-	- AUD	-	- AUD
	SubTotal	2,093	20.43%	41,273,490.30 AUD	16.10%	1,224	26,686,112.72 AUD	869	14,587,377.58 AUD
Volkswagen Group Vehicles	SubTotal	3,765	36.75%	102,692,667.02 AUD	40.05%	2,200	71,653,977.04 AUD	1,565	31,038,689.98 AUD

Pool Data VII

Distribution by Vehicle Brand and Models

Total Portfolio						Balloon				Vehicle Status			
Make	Model	Number of Contracts	Percentage of Contracts	Outstanding Discounted Receivables Balance	Percentage of Balance	Balloon		No Balloon		New		Used	
						Number of Contracts	Outstanding Discounted Receivables Balance	Number of Contracts	Outstanding Discounted Receivables Balance	Number of Contracts	Outstanding Discounted Receivables Balance	Number of Contracts	Outstanding Discounted Receivables Balance
	TRANSPORTER	90	0.88%	2,359,663.26 AUD	0.92%	34	1,139,039.12 AUD	56	1,220,624.14 AUD	78	2,165,614.64 AUD	12	194,048.62 AUD
	UP!	-	0.00%	- AUD	0.00%	-	- AUD	-	- AUD	-	- AUD	-	- AUD
	SubTotal	2,093	20.43%	41,273,490.30 AUD	16.10%	632	19,228,093.43 AUD	1,461	22,045,396.87 AUD	1,756	36,314,276.39 AUD	337	4,959,213.91 AUD
Volkswagen Group Vehicles	SubTotal	3,765	36.75%	102,692,667.02 AUD	40.05%	1,360	60,720,520.10 AUD	2,405	41,972,146.92 AUD	3,066	88,971,051.77 AUD	699	13,721,615.25 AUD

Pool Data VII

Distribution by Vehicle Brand and Models

Total Portfolio						Product Type			
Make	Model	Number of Contracts	Percentage of Contracts	Outstanding Discounted Receivables Balance	Percentage of Balance	Chattel Mortgage		Consumer Loan	
						Number of Contracts	Outstanding Discounted Receivables Balance	Number of Contracts	Outstanding Discounted Receivables Balance
Other Vehicles									
ABARTH		12	0.12%	227,197.16 AUD	0.09%	10	190,836.08 AUD	2	36,361.08 AUD
ALFA ROMEO		26	0.25%	781,928.22 AUD	0.30%	14	377,956.63 AUD	12	403,971.59 AUD
ASTON MARTIN		6	0.06%	799,442.92 AUD	0.31%	6	799,442.92 AUD	-	- AUD
BMW		108	1.05%	3,852,143.78 AUD	1.50%	85	3,271,640.58 AUD	23	580,503.20 AUD
CHEVROLET		21	0.20%	1,201,742.65 AUD	0.47%	19	1,076,257.89 AUD	2	125,484.76 AUD
CHRYSLER		5	0.05%	106,844.43 AUD	0.04%	2	74,933.10 AUD	3	31,911.33 AUD
CITROEN		3	0.03%	30,467.82 AUD	0.01%	3	30,467.82 AUD	-	- AUD
DODGE		2	0.02%	7,832.97 AUD	0.00%	1	1,572.91 AUD	1	6,260.06 AUD
FERRARI		1	0.01%	154,521.07 AUD	0.06%	-	- AUD	1	154,521.07 AUD
FIAT		11	0.11%	144,922.87 AUD	0.06%	8	112,277.07 AUD	3	32,645.80 AUD
FORD		710	6.93%	18,247,398.33 AUD	7.12%	561	15,089,549.62 AUD	149	3,157,848.71 AUD
GENESIS		3	0.03%	163,137.23 AUD	0.06%	3	163,137.23 AUD	-	- AUD
GM		1	0.01%	58,503.14 AUD	0.02%	1	58,503.14 AUD	-	- AUD
GREAT WALL		12	0.12%	114,711.94 AUD	0.04%	8	75,986.75 AUD	4	38,725.19 AUD
GWM		48	0.47%	986,651.99 AUD	0.38%	35	683,960.73 AUD	13	302,691.26 AUD
HAVAL		51	0.50%	828,760.01 AUD	0.32%	28	427,063.94 AUD	23	401,696.07 AUD
HINO		1	0.01%	35,772.26 AUD	0.01%	1	35,772.26 AUD	-	- AUD
HOLDEN		219	2.14%	3,228,487.85 AUD	1.26%	116	1,758,405.90 AUD	103	1,470,081.95 AUD
HONDA		189	1.84%	2,925,006.37 AUD	1.14%	101	1,741,913.12 AUD	88	1,183,093.25 AUD
HYUNDAI		523	5.10%	8,350,237.04 AUD	3.26%	274	4,699,586.35 AUD	249	3,650,650.69 AUD
INFINITI		1	0.01%	13,633.29 AUD	0.01%	1	13,633.29 AUD	-	- AUD
ISUZU		226	2.21%	5,628,915.56 AUD	2.20%	161	3,878,726.54 AUD	65	1,750,189.02 AUD
JAGUAR		65	0.63%	2,668,857.90 AUD	1.04%	47	2,124,313.37 AUD	18	544,544.53 AUD
JEEP		105	1.02%	2,690,509.21 AUD	1.05%	71	2,004,439.65 AUD	34	686,069.56 AUD
KIA		301	2.94%	5,232,915.91 AUD	2.04%	179	3,473,322.97 AUD	122	1,759,592.94 AUD
LAND ROVER		447	4.36%	23,413,803.90 AUD	9.13%	338	18,982,539.64 AUD	109	4,431,264.26 AUD
LDV		198	1.93%	3,504,557.91 AUD	1.37%	173	2,990,121.50 AUD	25	514,436.41 AUD
LEXUS		10	0.10%	272,101.71 AUD	0.11%	10	272,101.71 AUD	-	- AUD
MAHINDRA		2	0.02%	10,818.40 AUD	0.00%	2	10,818.40 AUD	-	- AUD
MASERATI		18	0.18%	1,671,588.63 AUD	0.65%	16	1,553,482.66 AUD	2	118,105.97 AUD
MAZDA		436	4.28%	8,155,818.61 AUD	3.18%	281	5,733,591.03 AUD	155	2,422,227.58 AUD
MERCEDES-BENZ		246	2.40%	8,630,754.93 AUD	3.37%	203	7,414,395.09 AUD	43	1,216,359.84 AUD
MG		177	1.73%	2,276,213.61 AUD	0.89%	68	822,971.82 AUD	109	1,453,241.79 AUD
MINI		11	0.11%	267,726.58 AUD	0.10%	9	204,101.66 AUD	2	63,624.92 AUD
MITSUBISHI		657	6.41%	11,491,190.63 AUD	4.48%	369	6,520,368.50 AUD	288	4,970,822.13 AUD
NISSAN		295	2.88%	6,010,847.37 AUD	2.34%	202	4,396,874.12 AUD	93	1,613,973.25 AUD
OPEL		1	0.01%	7,645.93 AUD	0.00%	-	- AUD	1	7,645.93 AUD
PEUGEOT		55	0.54%	1,137,766.10 AUD	0.44%	44	847,614.42 AUD	11	290,151.68 AUD
RAM		1	0.01%	78,103.96 AUD	0.03%	1	78,103.96 AUD	-	- AUD
RENAULT		129	1.26%	2,739,094.50 AUD	1.07%	114	2,451,870.30 AUD	15	287,224.20 AUD
ROLLS-ROYCE		1	0.01%	98,813.85 AUD	0.04%	1	98,813.85 AUD	-	- AUD
SSANGYONG		24	0.23%	505,828.84 AUD	0.20%	17	325,566.64 AUD	7	180,262.20 AUD
SUBARU		303	2.96%	5,481,743.31 AUD	2.14%	160	2,989,391.86 AUD	143	2,492,351.45 AUD
SUZUKI		109	1.06%	1,245,801.99 AUD	0.49%	33	373,144.63 AUD	76	872,657.36 AUD
TESLA		15	0.15%	638,081.77 AUD	0.25%	15	638,081.77 AUD	-	- AUD
TOYOTA		552	5.39%	12,385,266.43 AUD	4.83%	412	9,672,078.02 AUD	140	2,713,188.41 AUD
VOLVO		144	1.41%	5,223,450.31 AUD	2.04%	98	3,725,456.91 AUD	46	1,497,993.40 AUD
Other Vehicles	SubTotal	6,481	63.25%	153,727,561.19 AUD	59.95%	4,301	112,265,188.35 AUD	2,180	41,462,372.84 AUD
Total		10,246	100.00%	256,420,228.21 AUD	100.00%	6,501	183,919,165.39 AUD	3,745	72,501,062.82 AUD

Pool Data VII

Distribution by Vehicle Brand and Models

Total Portfolio						Balloon				Vehicle Status			
Make	Model	Number of Contracts	Percentage of Contracts	Outstanding Discounted Receivables Balance	Percentage of Balance	Balloon		No Balloon		New		Used	
						Number of Contracts	Outstanding Discounted Receivables Balance	Number of Contracts	Outstanding Discounted Receivables Balance	Number of Contracts	Outstanding Discounted Receivables Balance	Number of Contracts	Outstanding Discounted Receivables Balance
Other Vehicles													
ABARTH		12	0.12%	227,197.16 AUD	0.09%	7	153,475.77 AUD	5	73,721.39 AUD	7	153,475.77 AUD	5	73,721.39 AUD
ALFA ROMEO		26	0.25%	781,928.22 AUD	0.30%	16	600,116.31 AUD	10	181,811.91 AUD	20	637,327.24 AUD	6	144,600.98 AUD
ASTON MARTIN		6	0.06%	799,442.92 AUD	0.31%	5	771,603.56 AUD	1	27,839.36 AUD	2	424,417.02 AUD	4	375,025.90 AUD
BMW		108	1.05%	3,852,143.78 AUD	1.50%	53	2,669,612.90 AUD	55	1,182,530.88 AUD	50	2,357,129.41 AUD	58	1,495,014.37 AUD
CHEVROLET		21	0.20%	1,201,742.65 AUD	0.47%	12	777,365.27 AUD	9	424,377.38 AUD	20	1,150,212.18 AUD	1	51,530.47 AUD
CHRYSLER		5	0.05%	106,844.43 AUD	0.04%	1	48,618.82 AUD	4	58,225.61 AUD	2	74,933.10 AUD	3	31,911.33 AUD
CITROEN		3	0.03%	30,467.82 AUD	0.01%	1	3,937.01 AUD	2	26,530.81 AUD	1	15,092.74 AUD	2	15,375.08 AUD
DODGE		2	0.02%	7,832.97 AUD	0.00%	-	- AUD	2	7,832.97 AUD	-	- AUD	2	7,832.97 AUD
FERRARI		1	0.01%	154,521.07 AUD	0.06%	1	154,521.07 AUD	-	- AUD	-	- AUD	1	154,521.07 AUD
FIAT		11	0.11%	144,922.87 AUD	0.06%	3	62,034.74 AUD	8	82,888.13 AUD	7	106,946.75 AUD	4	37,976.12 AUD
FORD		710	6.93%	18,247,398.33 AUD	7.12%	199	7,142,519.66 AUD	511	11,104,878.67 AUD	482	13,932,639.48 AUD	228	4,314,758.85 AUD
GENESIS		3	0.03%	163,137.23 AUD	0.06%	2	126,437.75 AUD	1	36,699.48 AUD	3	163,137.23 AUD	-	- AUD
GM		1	0.01%	58,503.14 AUD	0.02%	1	58,503.14 AUD	-	- AUD	1	58,503.14 AUD	-	- AUD
GREAT WALL		12	0.12%	114,711.94 AUD	0.04%	-	- AUD	12	114,711.94 AUD	11	107,405.55 AUD	1	7,306.39 AUD
GWM		48	0.47%	986,651.99 AUD	0.38%	8	196,525.72 AUD	40	790,126.27 AUD	48	986,651.99 AUD	-	- AUD
HAVAL		51	0.50%	828,760.01 AUD	0.32%	3	78,689.17 AUD	48	750,070.84 AUD	51	828,760.01 AUD	-	- AUD
HINO		1	0.01%	35,772.26 AUD	0.01%	1	35,772.26 AUD	-	- AUD	1	35,772.26 AUD	-	- AUD
HOLDEN		219	2.14%	3,228,487.85 AUD	1.26%	16	375,902.28 AUD	203	2,852,585.57 AUD	52	857,095.35 AUD	167	2,371,392.50 AUD
HONDA		189	1.84%	2,925,006.37 AUD	1.14%	30	754,720.26 AUD	159	2,170,286.11 AUD	139	2,378,080.55 AUD	50	546,925.82 AUD
HYUNDAI		523	5.10%	8,350,237.04 AUD	3.26%	80	2,034,286.34 AUD	443	6,315,950.70 AUD	368	6,632,967.72 AUD	155	1,717,269.32 AUD
INFINITI		1	0.01%	13,633.29 AUD	0.01%	-	- AUD	1	13,633.29 AUD	-	- AUD	1	13,633.29 AUD
ISUZU		226	2.21%	5,628,915.56 AUD	2.20%	49	1,540,608.82 AUD	177	4,088,306.74 AUD	188	4,981,714.81 AUD	38	647,200.75 AUD
JAGUAR		65	0.63%	2,668,857.90 AUD	1.04%	40	2,034,673.81 AUD	25	634,184.09 AUD	46	2,116,269.32 AUD	19	552,588.58 AUD
JEEP		105	1.02%	2,690,509.21 AUD	1.05%	25	1,072,488.64 AUD	80	1,618,020.57 AUD	58	1,864,655.18 AUD	47	825,854.03 AUD
KIA		301	2.94%	5,232,915.91 AUD	2.04%	56	1,639,873.02 AUD	245	3,593,042.89 AUD	234	4,380,765.18 AUD	67	852,150.73 AUD
LAND ROVER		447	4.36%	23,413,803.90 AUD	9.13%	262	17,548,643.31 AUD	185	5,865,160.59 AUD	335	19,446,819.35 AUD	112	3,966,984.55 AUD
LDV		198	1.93%	3,504,557.91 AUD	1.37%	40	930,595.97 AUD	158	2,573,961.94 AUD	193	3,442,985.27 AUD	5	61,572.64 AUD
LEXUS		10	0.10%	272,101.71 AUD	0.11%	6	200,354.43 AUD	4	71,747.28 AUD	5	157,084.21 AUD	5	115,017.50 AUD
MAHINDRA		2	0.02%	10,818.40 AUD	0.00%	-	- AUD	2	10,818.40 AUD	2	10,818.40 AUD	-	- AUD
MASERATI		18	0.18%	1,671,588.63 AUD	0.65%	14	1,478,462.23 AUD	4	193,126.40 AUD	15	1,458,980.18 AUD	3	212,608.45 AUD
MAZDA		436	4.28%	8,155,818.61 AUD	3.18%	104	3,087,455.47 AUD	332	5,068,363.14 AUD	313	6,671,724.44 AUD	123	1,484,094.17 AUD
MERCEDES-BENZ		246	2.40%	8,630,754.93 AUD	3.37%	97	4,823,479.41 AUD	149	3,807,275.52 AUD	122	5,614,938.82 AUD	124	3,015,816.11 AUD
MG		177	1.73%	2,276,213.61 AUD	0.89%	13	278,057.99 AUD	164	1,998,155.62 AUD	171	2,209,851.13 AUD	6	66,362.48 AUD
MINI		11	0.11%	267,726.58 AUD	0.10%	5	159,824.10 AUD	6	107,902.48 AUD	5	181,056.84 AUD	6	86,669.74 AUD
MITSUBISHI		657	6.41%	11,491,190.63 AUD	4.48%	92	2,513,066.40 AUD	565	8,978,124.23 AUD	485	9,212,044.87 AUD	172	2,279,145.76 AUD
NISSAN		295	2.88%	6,010,847.37 AUD	2.34%	54	1,686,832.67 AUD	241	4,324,014.70 AUD	175	4,366,844.25 AUD	120	1,644,003.12 AUD
OPEL		1	0.01%	7,645.93 AUD	0.00%	-	- AUD	1	7,645.93 AUD	-	- AUD	1	7,645.93 AUD
PEUGEOT		55	0.54%	1,137,766.10 AUD	0.44%	18	530,293.58 AUD	37	607,472.52 AUD	52	1,102,757.11 AUD	3	35,008.99 AUD
RAM		1	0.01%	78,103.96 AUD	0.03%	1	78,103.96 AUD	-	- AUD	-	- AUD	1	78,103.96 AUD
RENAULT		129	1.26%	2,739,094.50 AUD	1.07%	46	1,290,582.33 AUD	83	1,448,512.17 AUD	110	2,436,697.78 AUD	19	302,396.72 AUD
ROLLS-ROYCE		1	0.01%	98,813.85 AUD	0.04%	-	- AUD	1	98,813.85 AUD	-	- AUD	1	98,813.85 AUD
SSANGYONG		24	0.23%	505,828.84 AUD	0.20%	5	140,460.73 AUD	19	365,368.11 AUD	23	474,023.05 AUD	1	31,805.79 AUD
SUBARU		303	2.96%	5,481,743.31 AUD	2.14%	71	1,849,479.58 AUD	232	3,632,263.73 AUD	226	4,550,442.81 AUD	77	931,300.50 AUD
SUZUKI		109	1.06%	1,245,801.99 AUD	0.49%	5	83,367.66 AUD	104	1,162,434.33 AUD	86	1,069,917.98 AUD	23	175,884.01 AUD
TESLA		15	0.15%	638,081.77 AUD	0.25%	9	438,886.54 AUD	6	199,195.23 AUD	15	638,081.77 AUD	-	- AUD
TOYOTA		552	5.39%	12,385,266.43 AUD	4.83%	103	4,076,072.35 AUD	449	8,309,194.08 AUD	193	5,246,381.33 AUD	359	7,138,885.10 AUD
VOLVO		144	1.41%	5,223,450.31 AUD	2.04%	82	3,720,091.30 AUD	62	1,503,359.01 AUD	124	4,681,026.69 AUD	20	542,423.62 AUD
Other Vehicles	SubTotal	6,481	63.25%	153,727,561.19 AUD	59.95%	1,636	67,246,396.33 AUD	4,845	86,481,164.86 AUD	4,441	117,216,428.26 AUD	2,040	36,511,132.93 AUD
Total		10,246	100.00%	256,420,228.21 AUD	100.00%	2,996	127,966,916.43 AUD	7,250	128,453,311.78 AUD	7,507	206,187,480.03 AUD	2,739	50,232,748.18 AUD

Pool Data VIII

Region

Region	Total Portfolio				Product Type			
	Number of Contracts	Percentage of Contracts	Outstanding Discounted Receivables Balance	Percentage of Balance	Chattel Mortgage		Consumer Loan	
					Number of Contracts	Outstanding Discounted Receivables Balance	Number of Contracts	Outstanding Discounted Receivables Balance
Australian Capital Territory	290	2.83%	6,508,158.83 AUD	2.54%	115	3,462,866.77 AUD	175	3,045,292.06 AUD
New South Wales	3,670	35.82%	96,312,708.03 AUD	37.56%	2,436	72,001,764.05 AUD	1,234	24,310,943.98 AUD
Northern Territory	87	0.85%	1,406,496.40 AUD	0.55%	34	585,502.75 AUD	53	820,993.65 AUD
Queensland	2,179	21.27%	53,267,815.07 AUD	20.77%	1,486	39,408,083.48 AUD	693	13,859,731.59 AUD
South Australia	446	4.35%	12,253,723.75 AUD	4.78%	306	9,222,357.71 AUD	140	3,031,366.04 AUD
Tasmania	361	3.52%	6,810,656.15 AUD	2.66%	154	3,516,853.53 AUD	207	3,293,802.62 AUD
Victoria	2,034	19.85%	53,780,211.42 AUD	20.97%	1,273	38,816,895.97 AUD	761	14,963,315.45 AUD
Western Australia	1,179	11.51%	26,080,458.56 AUD	10.17%	697	16,904,841.13 AUD	482	9,175,617.43 AUD
Total	10,246	100.00%	256,420,228.21 AUD	100.00%	6,501	183,919,165.39 AUD	3,745	72,501,062.82 AUD

Pool Data VIII

Region

Region	Total Portfolio				Balloon				Vehicle Status			
	Number of Contracts	Percentage of Contracts	Outstanding Discounted Receivables Balance	Percentage of Balance	Balloon		No Balloon		New		Used	
					Number of Contracts	Outstanding Discounted Receivables Balance	Number of Contracts	Outstanding Discounted Receivables Balance	Number of Contracts	Outstanding Discounted Receivables Balance	Number of Contracts	Outstanding Discounted Receivables Balance
Australian Capital Territory	290	2.83%	6,508,158.83 AUD	2.54%	57	2,593,526.76 AUD	233	3,914,632.07 AUD	186	4,900,649.17 AUD	104	1,607,509.66 AUD
New South Wales	3,670	35.82%	96,312,708.03 AUD	37.56%	1,144	50,875,043.00 AUD	2,526	45,437,665.03 AUD	2,783	79,230,738.07 AUD	887	17,081,969.96 AUD
Northern Territory	87	0.85%	1,406,496.40 AUD	0.55%	3	91,326.13 AUD	84	1,315,170.27 AUD	71	1,177,938.21 AUD	16	228,558.19 AUD
Queensland	2,179	21.27%	53,267,815.07 AUD	20.77%	645	25,978,638.83 AUD	1,534	27,289,176.24 AUD	1,724	45,143,851.56 AUD	455	8,123,963.51 AUD
South Australia	446	4.35%	12,253,723.75 AUD	4.78%	168	7,347,753.28 AUD	278	4,905,970.47 AUD	339	10,385,563.68 AUD	107	1,868,160.07 AUD
Tasmania	361	3.52%	6,810,656.15 AUD	2.66%	62	2,020,027.16 AUD	299	4,790,628.99 AUD	196	4,060,045.54 AUD	165	2,750,610.61 AUD
Victoria	2,034	19.85%	53,780,211.42 AUD	20.97%	745	31,298,274.45 AUD	1,289	22,481,936.97 AUD	1,586	45,290,215.96 AUD	448	8,489,995.46 AUD
Western Australia	1,179	11.51%	26,080,458.56 AUD	10.17%	172	7,762,326.82 AUD	1,007	18,318,131.74 AUD	622	15,998,477.84 AUD	557	10,081,980.72 AUD
Total	10,246	100.00%	256,420,228.21 AUD	100.00%	2,996	127,966,916.43 AUD	7,250	128,453,311.78 AUD	7,507	206,187,480.03 AUD	2,739	50,232,748.18 AUD

Pool Data IX

Current COVID-19 Extensions

Total Portfolio					Product Type			
Current COVID-19 Extensions	Number of Contracts	Percentage of Contracts	Outstanding Discounted Receivables Balance	Percentage of Balance	Chattel Mortgage		Consumer Loan	
					Number of Contracts	Outstanding Discounted Receivables Balance	Number of Contracts	Outstanding Discounted Receivables Balance
Current COVID-19 Extension	23	0.22%	662,802.07 AUD	0.26%	15	447,466.59 AUD	8	215,335.48 AUD
No Current Extension	10,223	99.78%	255,757,426.14 AUD	99.74%	6,486	183,471,698.80 AUD	3,737	72,285,727.34 AUD
Total	10,246	100.00%	256,420,228.21 AUD	100.00%	6,501	183,919,165.39 AUD	3,745	72,501,062.82 AUD

* Representing contracts which are currently in a COVID-19 extension as at the Reporting Date

Pool Data IX

Current COVID-19 Extensions

Total Portfolio					Balloon				Vehicle Status			
Current COVID-19 Extensions	Number of Contracts	Percentage of Contracts	Outstanding Discounted Receivables Balance	Percentage of Balance	Balloon		No Balloon		New		Used	
					Number of Contracts	Outstanding Discounted Receivables Balance	Number of Contracts	Outstanding Discounted Receivables Balance	Number of Contracts	Outstanding Discounted Receivables Balance	Number of Contracts	Outstanding Discounted Receivables Balance
Current COVID-19 Extension	23	0.22%	662,802.07 AUD	0.26%	4	131,561.67 AUD	19	531,240.40 AUD	11	412,988.64 AUD	12	249,813.43 AUD
No Current Extension	10,223	99.78%	255,757,426.14 AUD	99.74%	2,992	127,835,354.76 AUD	7,231	127,922,071.38 AUD	7,496	205,774,491.39 AUD	2,727	49,982,934.75 AUD
Total	10,246	100.00%	256,420,228.21 AUD	100.00%	2,996	127,966,916.43 AUD	7,250	128,453,311.78 AUD	7,507	206,187,480.03 AUD	2,739	50,232,748.18 AUD

* Representing contracts which are currently in a COVID-19 extension as at the Reporting Date

Individual Hardship Extensions*

Individual Extensions Approved For After Poolcut*	Number of Contracts	Percentage of Contracts	Outstanding Discounted Receivables Balance	Percentage of Balance
None	10,109	98.66%	252,333,860.60 AUD	98.41%
1	110	1.07%	3,121,837.35 AUD	1.22%
2	21	0.20%	802,982.07 AUD	0.31%
3	5	0.05%	118,481.22 AUD	0.05%
4	1	0.01%	43,066.97 AUD	0.02%
5	-	0.00%	0.00 AUD	0.00%
Total	10,246	100.00%	256,420,228.21 AUD	100.00%

*Individual Hardship Extensions Approved For After Poolcut For Contracts Active At End of Reporting Period

Engine Type

Engine Type	Total Portfolio				Product Type			
	Number of Contracts	Percentage of Contracts	Outstanding Discounted Receivables Balance	Percentage of Balance	Chattel Mortgage		Consumer Loan	
					Number of Contracts	Outstanding Discounted Receivables Balance	Number of Contracts	Outstanding Discounted Receivables Balance
EA 189 (Unfixed)	1	0.01%	9,845.31 AUD	0.00%	1	9,845.31 AUD	-	- AUD
Other	10,245	99.99%	256,410,382.90 AUD	100.00%	6,500	183,909,320.08 AUD	3,745	72,501,062.82 AUD
Total	10,246	100.00%	256,420,228.21 AUD	100.00%	6,501	183,919,165.39 AUD	3,745	72,501,062.82 AUD

Engine Type

Engine Type	Total Portfolio				Balloon				Vehicle Status			
	Number of Contracts	Percentage of Contracts	Outstanding Discounted Receivables Balance	Percentage of Balance	Balloon		No Balloon		New		Used	
					Number of Contracts	Outstanding Discounted Receivables Balance	Number of Contracts	Outstanding Discounted Receivables Balance	Number of Contracts	Outstanding Discounted Receivables Balance	Number of Contracts	Outstanding Discounted Receivables Balance
EA 189 (Unfixed)	1	0.01%	9,845.31 AUD	0.00%	-	- AUD	1	9,845.31 AUD	-	- AUD	1	9,845.31 AUD
Other	10,245	99.99%	256,410,382.90 AUD	100.00%	2,996	127,966,916.43 AUD	7,249	128,443,466.47 AUD	7,507	206,187,480.03 AUD	2,738	50,222,902.87 AUD
Total	10,246	100.00%	256,420,228.21 AUD	100.00%	2,996	127,966,916.43 AUD	7,250	128,453,311.78 AUD	7,507	206,187,480.03 AUD	2,739	50,232,748.18 AUD

Contract Level Data **Net Salvage Recoveries By Contract By Month**

No.	Month / Year of Origination	Month / Year of Net Salvage	Outstanding Discounted Receivables Balance at Poolcut	ABS Gross Salvage Loss	ABS Net Salvage Loss	ABS Recoveries After Net Salvage	ABS Net Salvage Loss After Recoveries	Loss Percentage on Poolcut Balance	Geographical Location of Borrower	Vehicle Type (New/Used)	Vehicle Manufacturer	Product Type
1	02/2021	07/2022	69,286.66 AUD	68,260.06 AUD	23,440.30 AUD	- AUD	23,440.30 AUD	33.83%	Queensland	New	HYUNDAI	Chattel Mortgage
2	04/2017	08/2022	4,908.02 AUD	1,802.96 AUD	1,802.96 AUD	2,382.04 AUD	(579.08) AUD	-11.80%	Western Australia	Used	TOYOTA	Consumer Loan
3	09/2020	08/2022	22,898.44 AUD	24,043.02 AUD	23,946.41 AUD	24,792.94 AUD	(846.53) AUD	-3.70%	New South Wales	New	HYUNDAI	Chattel Mortgage
4	11/2020	08/2022	85,150.75 AUD	89,200.00 AUD	26,227.05 AUD	- AUD	26,227.05 AUD	30.80%	New South Wales	Used	AUDI	Consumer Loan
5	03/2021	08/2022	29,185.09 AUD	28,877.00 AUD	5,729.99 AUD	- AUD	5,729.99 AUD	19.63%	Queensland	Used	AUDI	Chattel Mortgage
6	08/2021	09/2022	58,243.78 AUD	60,601.34 AUD	60,349.38 AUD	36,209.38 AUD	24,140.01 AUD	41.45%	New South Wales	New	VOLVO	Consumer Loan
7	05/2017	10/2022	10,198.36 AUD	5,937.71 AUD	5,937.71 AUD	900.00 AUD	5,037.71 AUD	49.40%	Western Australia	New	VOLKSWAGEN	Consumer Loan
8	04/2021	11/2022	112,349.37 AUD	113,836.61 AUD	113,836.61 AUD	- AUD	113,836.61 AUD	101.32%	New South Wales	Used	MERCEDES-BENZ	Chattel Mortgage
9	06/2021	11/2022	42,591.10 AUD	36,679.72 AUD	30,861.92 AUD	5,000.00 AUD	25,861.92 AUD	60.72%	Victoria	Used	FORD	Chattel Mortgage
10	02/2020	12/2022	6,960.28 AUD	6,286.99 AUD	364.85 AUD	(135.89) AUD	500.74 AUD	7.19%	Queensland	Used	NISSAN	Chattel Mortgage
11	08/2021	12/2022	68,340.09 AUD	61,509.66 AUD	25,863.78 AUD	- AUD	25,863.78 AUD	37.85%	Victoria	New	FIAT	Chattel Mortgage
12	06/2021	01/2023	137,878.86 AUD	128,630.77 AUD	16,307.35 AUD	8,000.00 AUD	8,307.35 AUD	6.03%	Western Australia	New	BMW	Chattel Mortgage
13	07/2021	01/2023	21,033.51 AUD	17,507.31 AUD	9,148.55 AUD	- AUD	9,148.55 AUD	43.50%	Western Australia	Used	NISSAN	Chattel Mortgage
14	07/2020	02/2023	34,078.73 AUD	31,217.40 AUD	31,217.40 AUD	(630.38) AUD	31,847.78 AUD	93.45%	Western Australia	Used	NISSAN	Chattel Mortgage
15	04/2021	02/2023	134,870.02 AUD	127,011.64 AUD	30,825.00 AUD	- AUD	30,825.00 AUD	22.86%	New South Wales	New	LAND ROVER	Chattel Mortgage
16	06/2021	02/2023	21,670.84 AUD	17,957.85 AUD	6,220.30 AUD	(450.03) AUD	6,670.33 AUD	30.78%	Western Australia	Used	NISSAN	Chattel Mortgage
17	11/2017	03/2023	59,857.70 AUD	47,352.50 AUD	47,352.50 AUD	43,535.00 AUD	3,817.50 AUD	6.38%	New South Wales	Used	MASERATI	Chattel Mortgage
18	06/2020	04/2023	34,408.76 AUD	36,349.31 AUD	36,218.47 AUD	35,130.08 AUD	1,088.39 AUD	3.16%	New South Wales	Used	FORD	Chattel Mortgage
19	10/2020	04/2023	34,889.55 AUD	34,632.58 AUD	34,501.40 AUD	(1,506.75) AUD	36,008.15 AUD	103.21%	Victoria	Used	TOYOTA	Chattel Mortgage
20	04/2021	04/2023	20,917.22 AUD	18,794.44 AUD	3,489.95 AUD	- AUD	3,489.95 AUD	16.68%	Western Australia	Used	HYUNDAI	Chattel Mortgage
21	04/2021	04/2023	56,000.23 AUD	50,928.95 AUD	10,215.56 AUD	- AUD	10,215.56 AUD	18.24%	Queensland	New	HYUNDAI	Chattel Mortgage
22	06/2021	04/2023	63,143.63 AUD	51,309.14 AUD	11,590.66 AUD	- AUD	11,590.66 AUD	18.36%	Queensland	New	VOLKSWAGEN	Chattel Mortgage
23	06/2021	04/2023	33,941.35 AUD	29,675.05 AUD	11,530.95 AUD	- AUD	11,530.95 AUD	33.97%	Queensland	New	LDV	Chattel Mortgage
24	06/2021	04/2023	42,351.38 AUD	35,639.27 AUD	12,219.31 AUD	- AUD	12,219.31 AUD	28.85%	New South Wales	Used	LAND ROVER	Chattel Mortgage
25	08/2021	04/2023	35,197.90 AUD	33,592.55 AUD	33,592.55 AUD	(2,665.00) AUD	36,257.55 AUD	103.01%	Victoria	Used	SUBARU	Chattel Mortgage
26	11/2017	05/2023	19,855.82 AUD	642.26 AUD	642.26 AUD	677.26 AUD	(36.00) AUD	-0.18%	Victoria	New	HOLDEN	Chattel Mortgage
27	12/2017	05/2023	9,408.39 AUD	1,716.06 AUD	1,216.06 AUD	1,592.55 AUD	(374.49) AUD	-3.98%	New South Wales	New	SUBARU	Consumer Loan
28	04/2021	05/2023	132,785.83 AUD	119,022.20 AUD	20,425.55 AUD	- AUD	20,425.55 AUD	15.38%	Queensland	New	LAND ROVER	Chattel Mortgage
29	04/2021	05/2023	11,040.86 AUD	8,366.08 AUD	3,240.63 AUD	(35.00) AUD	3,275.63 AUD	29.67%	New South Wales	Used	FORD	Chattel Mortgage
30	08/2021	05/2023	34,554.47 AUD	31,687.17 AUD	10,165.17 AUD	- AUD	10,165.17 AUD	29.42%	Queensland	New	TOYOTA	Chattel Mortgage
31	08/2021	05/2023	159,445.98 AUD	143,686.80 AUD	143,686.80 AUD	139,272.72 AUD	4,414.08 AUD	2.77%	Queensland	Used	LAMBORGHINI	Chattel Mortgage
32	12/2017	06/2023	12,248.43 AUD	907.44 AUD	907.44 AUD	1,093.81 AUD	(186.37) AUD	-1.52%	New South Wales	Used	NISSAN	Consumer Loan
33	04/2020	06/2023	48,890.19 AUD	44,991.21 AUD	11,439.01 AUD	- AUD	11,439.01 AUD	23.40%	New South Wales	New	AUDI	Chattel Mortgage
34	07/2020	06/2023	147,698.03 AUD	134,108.56 AUD	134,108.56 AUD	- AUD	134,108.56 AUD	90.80%	Queensland	New	LAND ROVER	Chattel Mortgage
35	05/2021	06/2023	59,548.77 AUD	55,108.73 AUD	55,108.73 AUD	(126.25) AUD	55,234.98 AUD	92.76%	New South Wales	Used	MERCEDES-BENZ	Chattel Mortgage
36	08/2021	06/2023	36,259.44 AUD	31,326.62 AUD	31,326.62 AUD	- AUD	31,326.62 AUD	86.40%	Victoria	New	LDV	Chattel Mortgage
37	12/2016	07/2023	17,330.41 AUD	8,000.44 AUD	8,000.44 AUD	2,994.78 AUD	5,005.66 AUD	28.88%	Australian Capital Territory	New	HYUNDAI	Consumer Loan
38	01/2020	07/2023	22,880.78 AUD	19,563.72 AUD	19,563.72 AUD	- AUD	19,563.72 AUD	85.50%	South Australia	Used	VOLKSWAGEN	Chattel Mortgage
39	08/2020	07/2023	166,861.45 AUD	171,370.95 AUD	171,370.95 AUD	- AUD	171,370.95 AUD	102.64%	Victoria	New	MASERATI	Chattel Mortgage
40	08/2020	07/2023	47,069.88 AUD	31,692.48 AUD	19,881.05 AUD	- AUD	19,881.05 AUD	42.24%	Tasmania	Used	VOLKSWAGEN	Chattel Mortgage
41	12/2020	07/2023	47,370.40 AUD	38,620.03 AUD	12,692.63 AUD	- AUD	12,692.63 AUD	26.79%	Victoria	Used	FORD	Consumer Loan
42	04/2021	07/2023	48,298.51 AUD	32,546.11 AUD	32,546.11 AUD	(307.50) AUD	32,853.61 AUD	68.02%	Victoria	New	VOLKSWAGEN	Chattel Mortgage
43	05/2021	07/2023	38,024.39 AUD	32,550.77 AUD	32,550.77 AUD	768.75 AUD	31,782.02 AUD	83.58%	Victoria	New	LDV	Chattel Mortgage
44	06/2021	07/2023	45,449.19 AUD	36,413.10 AUD	36,413.10 AUD	(891.28) AUD	37,304.38 AUD	82.08%	South Australia	Used	AUDI	Consumer Loan
45	06/2020	09/2023	13,851.23 AUD	9,151.69 AUD	9,151.69 AUD	8,928.37 AUD	223.32 AUD	1.61%	New South Wales	Used	TOYOTA	Chattel Mortgage
46	07/2020	09/2023	25,345.08 AUD	18,861.59 AUD	18,861.59 AUD	- AUD	18,861.59 AUD	74.42%	Western Australia	New	NISSAN	Chattel Mortgage
47	07/2021	09/2023	21,534.44 AUD	3,617.68 AUD	3,617.68 AUD	502.62 AUD	3,115.06 AUD	14.27%	Tasmania	Used	MERCEDES-BENZ	Chattel Mortgage
48	01/2021	10/2023	42,125.67 AUD	32,763.57 AUD	32,763.57 AUD	- AUD	32,763.57 AUD	77.78%	Victoria	New	NISSAN	Consumer Loan
49	07/2021	10/2023	65,350.21 AUD	59,488.11 AUD	59,488.11 AUD	- AUD	59,488.11 AUD	91.03%	Victoria	New	JEEP	Chattel Mortgage
50	07/2021	10/2023	49,864.50 AUD	40,545.58 AUD	40,545.58 AUD	- AUD	40,545.58 AUD	81.64%	Western Australia	Used	MERCEDES-BENZ	Chattel Mortgage
Total	50	50	2,563,043.07 AUD	2,233,073.23 AUD	1,522,506.74 AUD	305,032.22 AUD	1,217,474.52 AUD					

Contract Level Data **Net Salvage Recoveries By Contract By Month**

No.	Month / Year of Origination	Month / Year of Net Salvage	Nov-21	Dec-21	Jan-22	Feb-22	Mar-22	Apr-22	May-22	Jun-22	Jul-22	Aug-22	Sep-22	Oct-22
1	02/2021	07/2022	- AUD	- AUD	- AUD	- AUD	- AUD	- AUD	- AUD	- AUD	- AUD	- AUD	- AUD	- AUD
2	04/2017	08/2022	- AUD	- AUD	- AUD	- AUD	- AUD	- AUD	- AUD	- AUD	- AUD	- AUD	- AUD	- AUD
3	09/2020	08/2022	- AUD	- AUD	- AUD	- AUD	- AUD	- AUD	- AUD	- AUD	- AUD	- AUD	(871.25) AUD	21,718.38 AUD
4	11/2020	08/2022	- AUD	- AUD	- AUD	- AUD	- AUD	- AUD	- AUD	- AUD	- AUD	- AUD	- AUD	- AUD
5	03/2021	08/2022	- AUD	- AUD	- AUD	- AUD	- AUD	- AUD	- AUD	- AUD	- AUD	- AUD	- AUD	- AUD
6	08/2021	09/2022	- AUD	- AUD	- AUD	- AUD	- AUD	- AUD	- AUD	- AUD	- AUD	- AUD	- AUD	(656.00) AUD
7	05/2017	10/2022	- AUD	- AUD	- AUD	- AUD	- AUD	- AUD	- AUD	- AUD	- AUD	- AUD	- AUD	- AUD
8	04/2021	11/2022	- AUD	- AUD	- AUD	- AUD	- AUD	- AUD	- AUD	- AUD	- AUD	- AUD	- AUD	- AUD
9	06/2021	11/2022	- AUD	- AUD	- AUD	- AUD	- AUD	- AUD	- AUD	- AUD	- AUD	- AUD	- AUD	- AUD
10	02/2020	12/2022	- AUD	- AUD	- AUD	- AUD	- AUD	- AUD	- AUD	- AUD	- AUD	- AUD	- AUD	- AUD
11	08/2021	12/2022	- AUD	- AUD	- AUD	- AUD	- AUD	- AUD	- AUD	- AUD	- AUD	- AUD	- AUD	- AUD
12	06/2021	01/2023	- AUD	- AUD	- AUD	- AUD	- AUD	- AUD	- AUD	- AUD	- AUD	- AUD	- AUD	- AUD
13	07/2021	01/2023	- AUD	- AUD	- AUD	- AUD	- AUD	- AUD	- AUD	- AUD	- AUD	- AUD	- AUD	- AUD
14	07/2020	02/2023	- AUD	- AUD	- AUD	- AUD	- AUD	- AUD	- AUD	- AUD	- AUD	- AUD	- AUD	- AUD
15	04/2021	02/2023	- AUD	- AUD	- AUD	- AUD	- AUD	- AUD	- AUD	- AUD	- AUD	- AUD	- AUD	- AUD
16	06/2021	02/2023	- AUD	- AUD	- AUD	- AUD	- AUD	- AUD	- AUD	- AUD	- AUD	- AUD	- AUD	- AUD
17	11/2017	03/2023	- AUD	- AUD	- AUD	- AUD	- AUD	- AUD	- AUD	- AUD	- AUD	- AUD	- AUD	- AUD
18	06/2020	04/2023	- AUD	- AUD	- AUD	- AUD	- AUD	- AUD	- AUD	- AUD	- AUD	- AUD	- AUD	- AUD
19	10/2020	04/2023	- AUD	- AUD	- AUD	- AUD	- AUD	- AUD	- AUD	- AUD	- AUD	- AUD	- AUD	- AUD
20	04/2021	04/2023	- AUD	- AUD	- AUD	- AUD	- AUD	- AUD	- AUD	- AUD	- AUD	- AUD	- AUD	- AUD
21	04/2021	04/2023	- AUD	- AUD	- AUD	- AUD	- AUD	- AUD	- AUD	- AUD	- AUD	- AUD	- AUD	- AUD
22	06/2021	04/2023	- AUD	- AUD	- AUD	- AUD	- AUD	- AUD	- AUD	- AUD	- AUD	- AUD	- AUD	- AUD
23	06/2021	04/2023	- AUD	- AUD	- AUD	- AUD	- AUD	- AUD	- AUD	- AUD	- AUD	- AUD	- AUD	- AUD
24	06/2021	04/2023	- AUD	- AUD	- AUD	- AUD	- AUD	- AUD	- AUD	- AUD	- AUD	- AUD	- AUD	- AUD
25	08/2021	04/2023	- AUD	- AUD	- AUD	- AUD	- AUD	- AUD	- AUD	- AUD	- AUD	- AUD	- AUD	- AUD
26	11/2017	05/2023	- AUD	- AUD	- AUD	- AUD	- AUD	- AUD	- AUD	- AUD	- AUD	- AUD	- AUD	- AUD
27	12/2017	05/2023	- AUD	- AUD	- AUD	- AUD	- AUD	- AUD	- AUD	- AUD	- AUD	- AUD	- AUD	- AUD
28	04/2021	05/2023	- AUD	- AUD	- AUD	- AUD	- AUD	- AUD	- AUD	- AUD	- AUD	- AUD	- AUD	- AUD
29	04/2021	05/2023	- AUD	- AUD	- AUD	- AUD	- AUD	- AUD	- AUD	- AUD	- AUD	- AUD	- AUD	- AUD
30	08/2021	05/2023	- AUD	- AUD	- AUD	- AUD	- AUD	- AUD	- AUD	- AUD	- AUD	- AUD	- AUD	- AUD
31	08/2021	05/2023	- AUD	- AUD	- AUD	- AUD	- AUD	- AUD	- AUD	- AUD	- AUD	- AUD	- AUD	- AUD
32	12/2017	06/2023	- AUD	- AUD	- AUD	- AUD	- AUD	- AUD	- AUD	- AUD	- AUD	- AUD	- AUD	- AUD
33	04/2020	06/2023	- AUD	- AUD	- AUD	- AUD	- AUD	- AUD	- AUD	- AUD	- AUD	- AUD	- AUD	- AUD
34	07/2020	06/2023	- AUD	- AUD	- AUD	- AUD	- AUD	- AUD	- AUD	- AUD	- AUD	- AUD	- AUD	- AUD
35	05/2021	06/2023	- AUD	- AUD	- AUD	- AUD	- AUD	- AUD	- AUD	- AUD	- AUD	- AUD	- AUD	- AUD
36	08/2021	06/2023	- AUD	- AUD	- AUD	- AUD	- AUD	- AUD	- AUD	- AUD	- AUD	- AUD	- AUD	- AUD
37	12/2016	07/2023	- AUD	- AUD	- AUD	- AUD	- AUD	- AUD	- AUD	- AUD	- AUD	- AUD	- AUD	- AUD
38	01/2020	07/2023	- AUD	- AUD	- AUD	- AUD	- AUD	- AUD	- AUD	- AUD	- AUD	- AUD	- AUD	- AUD
39	08/2020	07/2023	- AUD	- AUD	- AUD	- AUD	- AUD	- AUD	- AUD	- AUD	- AUD	- AUD	- AUD	- AUD
40	08/2020	07/2023	- AUD	- AUD	- AUD	- AUD	- AUD	- AUD	- AUD	- AUD	- AUD	- AUD	- AUD	- AUD
41	12/2020	07/2023	- AUD	- AUD	- AUD	- AUD	- AUD	- AUD	- AUD	- AUD	- AUD	- AUD	- AUD	- AUD
42	04/2021	07/2023	- AUD	- AUD	- AUD	- AUD	- AUD	- AUD	- AUD	- AUD	- AUD	- AUD	- AUD	- AUD
43	05/2021	07/2023	- AUD	- AUD	- AUD	- AUD	- AUD	- AUD	- AUD	- AUD	- AUD	- AUD	- AUD	- AUD
44	06/2021	07/2023	- AUD	- AUD	- AUD	- AUD	- AUD	- AUD	- AUD	- AUD	- AUD	- AUD	- AUD	- AUD
45	06/2020	09/2023	- AUD	- AUD	- AUD	- AUD	- AUD	- AUD	- AUD	- AUD	- AUD	- AUD	- AUD	- AUD
46	07/2020	09/2023	- AUD	- AUD	- AUD	- AUD	- AUD	- AUD	- AUD	- AUD	- AUD	- AUD	- AUD	- AUD
47	07/2021	09/2023	- AUD	- AUD	- AUD	- AUD	- AUD	- AUD	- AUD	- AUD	- AUD	- AUD	- AUD	- AUD
48	01/2021	10/2023	- AUD	- AUD	- AUD	- AUD	- AUD	- AUD	- AUD	- AUD	- AUD	- AUD	- AUD	- AUD
49	07/2021	10/2023	- AUD	- AUD	- AUD	- AUD	- AUD	- AUD	- AUD	- AUD	- AUD	- AUD	- AUD	- AUD
50	07/2021	10/2023	- AUD	- AUD	- AUD	- AUD	- AUD	- AUD	- AUD	- AUD	- AUD	- AUD	- AUD	- AUD
Total	50		- AUD	- AUD	- AUD	- AUD	- AUD	- AUD	- AUD	- AUD	- AUD	- AUD	(871.25) AUD	21,062.38 AUD

Contract Level Data **Net Salvage Recoveries By Contract By Month**

No.	Month / Year of Origination	Month / Year of Net Salvage	Nov-22	Dec-22	Jan-23	Feb-23	Mar-23	Apr-23	May-23	Jun-23	Jul-23	Aug-23	Sep-23	Oct-23
1	02/2021	07/2022	- AUD	- AUD	- AUD	- AUD	- AUD	- AUD	- AUD	- AUD	- AUD	- AUD	- AUD	- AUD
2	04/2017	08/2022	100.00 AUD	- AUD	2,282.04 AUD	- AUD	- AUD	- AUD	- AUD	- AUD	- AUD	- AUD	- AUD	- AUD
3	09/2020	08/2022	- AUD	- AUD	3,074.56 AUD	- AUD	- AUD	- AUD	- AUD	- AUD	- AUD	- AUD	- AUD	871.25 AUD
4	11/2020	08/2022	- AUD	- AUD	- AUD	- AUD	- AUD	- AUD	- AUD	- AUD	- AUD	- AUD	- AUD	- AUD
5	03/2021	08/2022	- AUD	- AUD	- AUD	- AUD	- AUD	- AUD	- AUD	- AUD	- AUD	- AUD	- AUD	- AUD
6	08/2021	09/2022	- AUD	- AUD	- AUD	- AUD	- AUD	- AUD	- AUD	36,865.38 AUD	- AUD	- AUD	- AUD	- AUD
7	05/2017	10/2022	- AUD	- AUD	- AUD	- AUD	- AUD	- AUD	(1,296.63) AUD	- AUD	- AUD	- AUD	1,796.63 AUD	400.00 AUD
8	04/2021	11/2022	- AUD	- AUD	- AUD	- AUD	- AUD	- AUD	- AUD	- AUD	- AUD	- AUD	- AUD	- AUD
9	06/2021	11/2022	- AUD	- AUD	- AUD	1,000.00 AUD	1,000.00 AUD	1,000.00 AUD	1,000.00 AUD	1,000.00 AUD	- AUD	- AUD	- AUD	- AUD
10	02/2020	12/2022	- AUD	- AUD	(135.89) AUD	- AUD	- AUD	- AUD	- AUD	- AUD	- AUD	- AUD	- AUD	- AUD
11	08/2021	12/2022	- AUD	- AUD	- AUD	- AUD	- AUD	- AUD	- AUD	- AUD	- AUD	- AUD	- AUD	- AUD
12	06/2021	01/2023	- AUD	- AUD	- AUD	8,000.00 AUD	- AUD	- AUD	- AUD	- AUD	- AUD	- AUD	- AUD	- AUD
13	07/2021	01/2023	- AUD	- AUD	- AUD	- AUD	- AUD	- AUD	- AUD	- AUD	- AUD	- AUD	- AUD	- AUD
14	07/2020	02/2023	- AUD	- AUD	- AUD	- AUD	- AUD	- AUD	- AUD	(630.38) AUD	- AUD	- AUD	- AUD	- AUD
15	04/2021	02/2023	- AUD	- AUD	- AUD	- AUD	- AUD	- AUD	- AUD	- AUD	- AUD	- AUD	- AUD	- AUD
16	06/2021	02/2023	- AUD	- AUD	- AUD	- AUD	(450.03) AUD	- AUD	- AUD	- AUD	- AUD	- AUD	- AUD	- AUD
17	11/2017	03/2023	- AUD	- AUD	- AUD	- AUD	- AUD	(2,665.00) AUD	- AUD	- AUD	- AUD	- AUD	- AUD	46,200.00 AUD
18	06/2020	04/2023	- AUD	- AUD	- AUD	- AUD	- AUD	- AUD	(2,902.61) AUD	- AUD	- AUD	26,308.18 AUD	8,821.90 AUD	2,902.61 AUD
19	10/2020	04/2023	- AUD	- AUD	- AUD	- AUD	- AUD	- AUD	- AUD	(1,230.00) AUD	- AUD	- AUD	(278.75) AUD	- AUD
20	04/2021	04/2023	- AUD	- AUD	- AUD	- AUD	- AUD	- AUD	- AUD	- AUD	- AUD	- AUD	- AUD	- AUD
21	04/2021	04/2023	- AUD	- AUD	- AUD	- AUD	- AUD	- AUD	- AUD	- AUD	- AUD	- AUD	- AUD	- AUD
22	06/2021	04/2023	- AUD	- AUD	- AUD	- AUD	- AUD	- AUD	- AUD	- AUD	- AUD	- AUD	- AUD	- AUD
23	06/2021	04/2023	- AUD	- AUD	- AUD	- AUD	- AUD	- AUD	- AUD	- AUD	- AUD	- AUD	- AUD	- AUD
24	06/2021	04/2023	- AUD	- AUD	- AUD	- AUD	- AUD	- AUD	- AUD	- AUD	- AUD	- AUD	- AUD	- AUD
25	08/2021	04/2023	- AUD	- AUD	- AUD	- AUD	- AUD	- AUD	- AUD	- AUD	- AUD	(2,665.00) AUD	- AUD	- AUD
26	11/2017	05/2023	- AUD	- AUD	- AUD	- AUD	- AUD	- AUD	- AUD	677.26 AUD	- AUD	- AUD	- AUD	- AUD
27	12/2017	05/2023	- AUD	- AUD	- AUD	- AUD	- AUD	- AUD	500.00 AUD	300.00 AUD	300.00 AUD	492.55 AUD	- AUD	- AUD
28	04/2021	05/2023	- AUD	- AUD	- AUD	- AUD	- AUD	- AUD	- AUD	- AUD	- AUD	- AUD	- AUD	- AUD
29	04/2021	05/2023	- AUD	- AUD	- AUD	- AUD	- AUD	- AUD	- AUD	- AUD	- AUD	- AUD	(35.00) AUD	- AUD
30	08/2021	05/2023	- AUD	- AUD	- AUD	- AUD	- AUD	- AUD	- AUD	- AUD	- AUD	- AUD	- AUD	- AUD
31	08/2021	05/2023	- AUD	- AUD	- AUD	- AUD	- AUD	- AUD	- AUD	- AUD	- AUD	- AUD	53,965.68 AUD	85,307.04 AUD
32	12/2017	06/2023	- AUD	- AUD	- AUD	- AUD	- AUD	- AUD	- AUD	- AUD	- AUD	- AUD	- AUD	1,093.61 AUD
33	04/2020	06/2023	- AUD	- AUD	- AUD	- AUD	- AUD	- AUD	- AUD	- AUD	- AUD	- AUD	- AUD	- AUD
34	07/2020	06/2023	- AUD	- AUD	- AUD	- AUD	- AUD	- AUD	- AUD	- AUD	- AUD	- AUD	- AUD	- AUD
35	05/2021	06/2023	- AUD	- AUD	- AUD	- AUD	- AUD	- AUD	- AUD	- AUD	- AUD	- AUD	(126.25) AUD	- AUD
36	08/2021	06/2023	- AUD	- AUD	- AUD	- AUD	- AUD	- AUD	- AUD	- AUD	- AUD	- AUD	- AUD	- AUD
37	12/2016	07/2023	- AUD	- AUD	- AUD	- AUD	- AUD	- AUD	- AUD	- AUD	- AUD	- AUD	- AUD	- AUD
38	01/2020	07/2023	- AUD	- AUD	- AUD	- AUD	- AUD	- AUD	- AUD	- AUD	- AUD	400.00 AUD	1,790.28 AUD	804.50 AUD
39	08/2020	07/2023	- AUD	- AUD	- AUD	- AUD	- AUD	- AUD	- AUD	- AUD	- AUD	- AUD	- AUD	- AUD
40	08/2020	07/2023	- AUD	- AUD	- AUD	- AUD	- AUD	- AUD	- AUD	- AUD	- AUD	- AUD	- AUD	- AUD
41	12/2020	07/2023	- AUD	- AUD	- AUD	- AUD	- AUD	- AUD	- AUD	- AUD	- AUD	- AUD	- AUD	- AUD
42	04/2021	07/2023	- AUD	- AUD	- AUD	- AUD	- AUD	- AUD	- AUD	- AUD	- AUD	(307.50) AUD	- AUD	- AUD
43	05/2021	07/2023	- AUD	- AUD	- AUD	- AUD	- AUD	- AUD	- AUD	- AUD	- AUD	- AUD	- AUD	768.75 AUD
44	06/2021	07/2023	- AUD	- AUD	- AUD	- AUD	- AUD	- AUD	- AUD	- AUD	- AUD	- AUD	(891.28) AUD	- AUD
45	06/2020	09/2023	- AUD	- AUD	- AUD	- AUD	- AUD	- AUD	- AUD	- AUD	- AUD	- AUD	- AUD	8,928.37 AUD
46	07/2020	09/2023	- AUD	- AUD	- AUD	- AUD	- AUD	- AUD	- AUD	- AUD	- AUD	- AUD	- AUD	- AUD
47	07/2021	09/2023	- AUD	- AUD	- AUD	- AUD	- AUD	- AUD	- AUD	- AUD	- AUD	- AUD	- AUD	502.62 AUD
48	01/2021	10/2023	- AUD	- AUD	- AUD	- AUD	- AUD	- AUD	- AUD	- AUD	- AUD	- AUD	- AUD	- AUD
49	07/2021	10/2023	- AUD	- AUD	- AUD	- AUD	- AUD	- AUD	- AUD	- AUD	- AUD	- AUD	- AUD	- AUD
50	07/2021	10/2023	- AUD	- AUD	- AUD	- AUD	- AUD	- AUD	- AUD	- AUD	- AUD	- AUD	- AUD	- AUD
Total	50		100.00 AUD	- AUD	5,220.71 AUD	9,000.00 AUD	549.97 AUD	(1,665.00) AUD	(2,699.24) AUD	36,982.26 AUD	26,608.18 AUD	6,465.20 AUD	56,500.06 AUD	147,778.95 AUD

Contract Level Data

Net Salvage Recoveries By Contract By Month

#REF!

No.	Month / Year of Origination	Month / Year of Net Salvage	Nov-23	Dec-23	Jan-24	Feb-24	Mar-24	Apr-24	May-24	Jun-24	Jul-24	Aug-24	Sep-24	Oct-24
1	02/2021	07/2022	- AUD	- AUD	- AUD	- AUD	- AUD	- AUD	- AUD	- AUD	- AUD	- AUD	- AUD	- AUD
2	04/2017	08/2022	- AUD	- AUD	- AUD	- AUD	- AUD	- AUD	- AUD	- AUD	- AUD	- AUD	- AUD	- AUD
3	09/2020	08/2022	- AUD	- AUD	- AUD	- AUD	- AUD	- AUD	- AUD	- AUD	- AUD	- AUD	- AUD	- AUD
4	11/2020	08/2022	- AUD	- AUD	- AUD	- AUD	- AUD	- AUD	- AUD	- AUD	- AUD	- AUD	- AUD	- AUD
5	03/2021	08/2022	- AUD	- AUD	- AUD	- AUD	- AUD	- AUD	- AUD	- AUD	- AUD	- AUD	- AUD	- AUD
6	08/2021	09/2022	- AUD	- AUD	- AUD	- AUD	- AUD	- AUD	- AUD	- AUD	- AUD	- AUD	- AUD	- AUD
7	05/2017	10/2022	- AUD	- AUD	- AUD	- AUD	- AUD	- AUD	- AUD	- AUD	- AUD	- AUD	- AUD	- AUD
8	04/2021	11/2022	- AUD	- AUD	- AUD	- AUD	- AUD	- AUD	- AUD	- AUD	- AUD	- AUD	- AUD	- AUD
9	06/2021	11/2022	- AUD	- AUD	- AUD	- AUD	- AUD	- AUD	- AUD	- AUD	- AUD	- AUD	- AUD	- AUD
10	02/2020	12/2022	- AUD	- AUD	- AUD	- AUD	- AUD	- AUD	- AUD	- AUD	- AUD	- AUD	- AUD	- AUD
11	08/2021	12/2022	- AUD	- AUD	- AUD	- AUD	- AUD	- AUD	- AUD	- AUD	- AUD	- AUD	- AUD	- AUD
12	06/2021	01/2023	- AUD	- AUD	- AUD	- AUD	- AUD	- AUD	- AUD	- AUD	- AUD	- AUD	- AUD	- AUD
13	07/2021	01/2023	- AUD	- AUD	- AUD	- AUD	- AUD	- AUD	- AUD	- AUD	- AUD	- AUD	- AUD	- AUD
14	07/2020	02/2023	- AUD	- AUD	- AUD	- AUD	- AUD	- AUD	- AUD	- AUD	- AUD	- AUD	- AUD	- AUD
15	04/2021	02/2023	- AUD	- AUD	- AUD	- AUD	- AUD	- AUD	- AUD	- AUD	- AUD	- AUD	- AUD	- AUD
16	06/2021	02/2023	- AUD	- AUD	- AUD	- AUD	- AUD	- AUD	- AUD	- AUD	- AUD	- AUD	- AUD	- AUD
17	11/2017	03/2023	- AUD	- AUD	- AUD	- AUD	- AUD	- AUD	- AUD	- AUD	- AUD	- AUD	- AUD	- AUD
18	06/2020	04/2023	- AUD	- AUD	- AUD	- AUD	- AUD	- AUD	- AUD	- AUD	- AUD	- AUD	- AUD	- AUD
19	10/2020	04/2023	- AUD	- AUD	- AUD	- AUD	- AUD	- AUD	- AUD	- AUD	- AUD	- AUD	- AUD	- AUD
20	04/2021	04/2023	- AUD	- AUD	- AUD	- AUD	- AUD	- AUD	- AUD	- AUD	- AUD	- AUD	- AUD	- AUD
21	04/2021	04/2023	- AUD	- AUD	- AUD	- AUD	- AUD	- AUD	- AUD	- AUD	- AUD	- AUD	- AUD	- AUD
22	06/2021	04/2023	- AUD	- AUD	- AUD	- AUD	- AUD	- AUD	- AUD	- AUD	- AUD	- AUD	- AUD	- AUD
23	06/2021	04/2023	- AUD	- AUD	- AUD	- AUD	- AUD	- AUD	- AUD	- AUD	- AUD	- AUD	- AUD	- AUD
24	06/2021	04/2023	- AUD	- AUD	- AUD	- AUD	- AUD	- AUD	- AUD	- AUD	- AUD	- AUD	- AUD	- AUD
25	08/2021	04/2023	- AUD	- AUD	- AUD	- AUD	- AUD	- AUD	- AUD	- AUD	- AUD	- AUD	- AUD	- AUD
26	11/2017	05/2023	- AUD	- AUD	- AUD	- AUD	- AUD	- AUD	- AUD	- AUD	- AUD	- AUD	- AUD	- AUD
27	12/2017	05/2023	- AUD	- AUD	- AUD	- AUD	- AUD	- AUD	- AUD	- AUD	- AUD	- AUD	- AUD	- AUD
28	04/2021	05/2023	- AUD	- AUD	- AUD	- AUD	- AUD	- AUD	- AUD	- AUD	- AUD	- AUD	- AUD	- AUD
29	04/2021	05/2023	- AUD	- AUD	- AUD	- AUD	- AUD	- AUD	- AUD	- AUD	- AUD	- AUD	- AUD	- AUD
30	08/2021	05/2023	- AUD	- AUD	- AUD	- AUD	- AUD	- AUD	- AUD	- AUD	- AUD	- AUD	- AUD	- AUD
31	08/2021	05/2023	- AUD	- AUD	- AUD	- AUD	- AUD	- AUD	- AUD	- AUD	- AUD	- AUD	- AUD	- AUD
32	12/2017	06/2023	- AUD	- AUD	- AUD	- AUD	- AUD	- AUD	- AUD	- AUD	- AUD	- AUD	- AUD	- AUD
33	04/2020	06/2023	- AUD	- AUD	- AUD	- AUD	- AUD	- AUD	- AUD	- AUD	- AUD	- AUD	- AUD	- AUD
34	07/2020	06/2023	- AUD	- AUD	- AUD	- AUD	- AUD	- AUD	- AUD	- AUD	- AUD	- AUD	- AUD	- AUD
35	05/2021	06/2023	- AUD	- AUD	- AUD	- AUD	- AUD	- AUD	- AUD	- AUD	- AUD	- AUD	- AUD	- AUD
36	08/2021	06/2023	- AUD	- AUD	- AUD	- AUD	- AUD	- AUD	- AUD	- AUD	- AUD	- AUD	- AUD	- AUD
37	12/2016	07/2023	- AUD	- AUD	- AUD	- AUD	- AUD	- AUD	- AUD	- AUD	- AUD	- AUD	- AUD	- AUD
38	01/2020	07/2023	- AUD	- AUD	- AUD	- AUD	- AUD	- AUD	- AUD	- AUD	- AUD	- AUD	- AUD	- AUD
39	08/2020	07/2023	- AUD	- AUD	- AUD	- AUD	- AUD	- AUD	- AUD	- AUD	- AUD	- AUD	- AUD	- AUD
40	08/2020	07/2023	- AUD	- AUD	- AUD	- AUD	- AUD	- AUD	- AUD	- AUD	- AUD	- AUD	- AUD	- AUD
41	12/2020	07/2023	- AUD	- AUD	- AUD	- AUD	- AUD	- AUD	- AUD	- AUD	- AUD	- AUD	- AUD	- AUD
42	04/2021	07/2023	- AUD	- AUD	- AUD	- AUD	- AUD	- AUD	- AUD	- AUD	- AUD	- AUD	- AUD	- AUD
43	05/2021	07/2023	- AUD	- AUD	- AUD	- AUD	- AUD	- AUD	- AUD	- AUD	- AUD	- AUD	- AUD	- AUD
44	06/2021	07/2023	- AUD	- AUD	- AUD	- AUD	- AUD	- AUD	- AUD	- AUD	- AUD	- AUD	- AUD	- AUD
45	06/2020	09/2023	- AUD	- AUD	- AUD	- AUD	- AUD	- AUD	- AUD	- AUD	- AUD	- AUD	- AUD	- AUD
46	07/2020	09/2023	- AUD	- AUD	- AUD	- AUD	- AUD	- AUD	- AUD	- AUD	- AUD	- AUD	- AUD	- AUD
47	07/2021	09/2023	- AUD	- AUD	- AUD	- AUD	- AUD	- AUD	- AUD	- AUD	- AUD	- AUD	- AUD	- AUD
48	01/2021	10/2023	- AUD	- AUD	- AUD	- AUD	- AUD	- AUD	- AUD	- AUD	- AUD	- AUD	- AUD	- AUD
49	07/2021	10/2023	- AUD	- AUD	- AUD	- AUD	- AUD	- AUD	- AUD	- AUD	- AUD	- AUD	- AUD	- AUD
50	07/2021	10/2023	- AUD	- AUD	- AUD	- AUD	- AUD	- AUD	- AUD	- AUD	- AUD	- AUD	- AUD	- AUD
Total	50		- AUD	- AUD	- AUD	- AUD	- AUD	- AUD	- AUD	- AUD	- AUD	- AUD	- AUD	- AUD

Contract Level Data **Net Salvage Recoveries By Contract By Month**

No.	Month / Year of Origination	Month / Year of Net Salvage	Nov-24	Dec-24	Jan-25	Feb-25	Mar-25	Apr-25	May-25	Jun-25	Jul-25	Aug-25
1	02/2021	07/2022	- AUD	- AUD	- AUD	- AUD	- AUD	- AUD	- AUD	- AUD	- AUD	- AUD
2	04/2017	08/2022	- AUD	- AUD	- AUD	- AUD	- AUD	- AUD	- AUD	- AUD	- AUD	- AUD
3	09/2020	08/2022	- AUD	- AUD	- AUD	- AUD	- AUD	- AUD	- AUD	- AUD	- AUD	- AUD
4	11/2020	08/2022	- AUD	- AUD	- AUD	- AUD	- AUD	- AUD	- AUD	- AUD	- AUD	- AUD
5	03/2021	08/2022	- AUD	- AUD	- AUD	- AUD	- AUD	- AUD	- AUD	- AUD	- AUD	- AUD
6	08/2021	09/2022	- AUD	- AUD	- AUD	- AUD	- AUD	- AUD	- AUD	- AUD	- AUD	- AUD
7	05/2017	10/2022	- AUD	- AUD	- AUD	- AUD	- AUD	- AUD	- AUD	- AUD	- AUD	- AUD
8	04/2021	11/2022	- AUD	- AUD	- AUD	- AUD	- AUD	- AUD	- AUD	- AUD	- AUD	- AUD
9	06/2021	11/2022	- AUD	- AUD	- AUD	- AUD	- AUD	- AUD	- AUD	- AUD	- AUD	- AUD
10	02/2020	12/2022	- AUD	- AUD	- AUD	- AUD	- AUD	- AUD	- AUD	- AUD	- AUD	- AUD
11	08/2021	12/2022	- AUD	- AUD	- AUD	- AUD	- AUD	- AUD	- AUD	- AUD	- AUD	- AUD
12	06/2021	01/2023	- AUD	- AUD	- AUD	- AUD	- AUD	- AUD	- AUD	- AUD	- AUD	- AUD
13	07/2021	01/2023	- AUD	- AUD	- AUD	- AUD	- AUD	- AUD	- AUD	- AUD	- AUD	- AUD
14	07/2020	02/2023	- AUD	- AUD	- AUD	- AUD	- AUD	- AUD	- AUD	- AUD	- AUD	- AUD
15	04/2021	02/2023	- AUD	- AUD	- AUD	- AUD	- AUD	- AUD	- AUD	- AUD	- AUD	- AUD
16	06/2021	02/2023	- AUD	- AUD	- AUD	- AUD	- AUD	- AUD	- AUD	- AUD	- AUD	- AUD
17	11/2017	03/2023	- AUD	- AUD	- AUD	- AUD	- AUD	- AUD	- AUD	- AUD	- AUD	- AUD
18	06/2020	04/2023	- AUD	- AUD	- AUD	- AUD	- AUD	- AUD	- AUD	- AUD	- AUD	- AUD
19	10/2020	04/2023	- AUD	- AUD	- AUD	- AUD	- AUD	- AUD	- AUD	- AUD	- AUD	- AUD
20	04/2021	04/2023	- AUD	- AUD	- AUD	- AUD	- AUD	- AUD	- AUD	- AUD	- AUD	- AUD
21	04/2021	04/2023	- AUD	- AUD	- AUD	- AUD	- AUD	- AUD	- AUD	- AUD	- AUD	- AUD
22	06/2021	04/2023	- AUD	- AUD	- AUD	- AUD	- AUD	- AUD	- AUD	- AUD	- AUD	- AUD
23	06/2021	04/2023	- AUD	- AUD	- AUD	- AUD	- AUD	- AUD	- AUD	- AUD	- AUD	- AUD
24	06/2021	04/2023	- AUD	- AUD	- AUD	- AUD	- AUD	- AUD	- AUD	- AUD	- AUD	- AUD
25	08/2021	04/2023	- AUD	- AUD	- AUD	- AUD	- AUD	- AUD	- AUD	- AUD	- AUD	- AUD
26	11/2017	05/2023	- AUD	- AUD	- AUD	- AUD	- AUD	- AUD	- AUD	- AUD	- AUD	- AUD
27	12/2017	05/2023	- AUD	- AUD	- AUD	- AUD	- AUD	- AUD	- AUD	- AUD	- AUD	- AUD
28	04/2021	05/2023	- AUD	- AUD	- AUD	- AUD	- AUD	- AUD	- AUD	- AUD	- AUD	- AUD
29	04/2021	05/2023	- AUD	- AUD	- AUD	- AUD	- AUD	- AUD	- AUD	- AUD	- AUD	- AUD
30	08/2021	05/2023	- AUD	- AUD	- AUD	- AUD	- AUD	- AUD	- AUD	- AUD	- AUD	- AUD
31	08/2021	05/2023	- AUD	- AUD	- AUD	- AUD	- AUD	- AUD	- AUD	- AUD	- AUD	- AUD
32	12/2017	06/2023	- AUD	- AUD	- AUD	- AUD	- AUD	- AUD	- AUD	- AUD	- AUD	- AUD
33	04/2020	06/2023	- AUD	- AUD	- AUD	- AUD	- AUD	- AUD	- AUD	- AUD	- AUD	- AUD
34	07/2020	06/2023	- AUD	- AUD	- AUD	- AUD	- AUD	- AUD	- AUD	- AUD	- AUD	- AUD
35	05/2021	06/2023	- AUD	- AUD	- AUD	- AUD	- AUD	- AUD	- AUD	- AUD	- AUD	- AUD
36	08/2021	06/2023	- AUD	- AUD	- AUD	- AUD	- AUD	- AUD	- AUD	- AUD	- AUD	- AUD
37	12/2016	07/2023	- AUD	- AUD	- AUD	- AUD	- AUD	- AUD	- AUD	- AUD	- AUD	- AUD
38	01/2020	07/2023	- AUD	- AUD	- AUD	- AUD	- AUD	- AUD	- AUD	- AUD	- AUD	- AUD
39	08/2020	07/2023	- AUD	- AUD	- AUD	- AUD	- AUD	- AUD	- AUD	- AUD	- AUD	- AUD
40	08/2020	07/2023	- AUD	- AUD	- AUD	- AUD	- AUD	- AUD	- AUD	- AUD	- AUD	- AUD
41	12/2020	07/2023	- AUD	- AUD	- AUD	- AUD	- AUD	- AUD	- AUD	- AUD	- AUD	- AUD
42	04/2021	07/2023	- AUD	- AUD	- AUD	- AUD	- AUD	- AUD	- AUD	- AUD	- AUD	- AUD
43	05/2021	07/2023	- AUD	- AUD	- AUD	- AUD	- AUD	- AUD	- AUD	- AUD	- AUD	- AUD
44	06/2021	07/2023	- AUD	- AUD	- AUD	- AUD	- AUD	- AUD	- AUD	- AUD	- AUD	- AUD
45	06/2020	09/2023	- AUD	- AUD	- AUD	- AUD	- AUD	- AUD	- AUD	- AUD	- AUD	- AUD
46	07/2020	09/2023	- AUD	- AUD	- AUD	- AUD	- AUD	- AUD	- AUD	- AUD	- AUD	- AUD
47	07/2021	09/2023	- AUD	- AUD	- AUD	- AUD	- AUD	- AUD	- AUD	- AUD	- AUD	- AUD
48	01/2021	10/2023	- AUD	- AUD	- AUD	- AUD	- AUD	- AUD	- AUD	- AUD	- AUD	- AUD
49	07/2021	10/2023	- AUD	- AUD	- AUD	- AUD	- AUD	- AUD	- AUD	- AUD	- AUD	- AUD
50	07/2021	10/2023	- AUD	- AUD	- AUD	- AUD	- AUD	- AUD	- AUD	- AUD	- AUD	- AUD
Total	50		- AUD	- AUD	- AUD	- AUD	- AUD	- AUD	- AUD	- AUD	- AUD	- AUD