

**Deal Name:** **Driver Australia Seven**

**Issuer:** Perpetual Corporate Trust Limited (ABN 99 000 341 533)  
of Level 18, 123 Pitt Street,  
Sydney NSW 2000 Australia  
in its capacity as trustee of the Driver Australia Seven Trust.

**Originator of the Receivables:** Volkswagen Financial Services Australia Pty Ltd

**Seller of the Receivables:** Volkswagen Financial Services Australia Pty Ltd

**Servicer name:** Volkswagen Financial Services Australia Pty Ltd

**Reporting Entity:** Volkswagen Financial Services Australia Pty Ltd  
ABS Operations  
(Physical Address)  
Level 1, 24 Muir Road,  
Chullora NSW 2190  
(Postal Address)  
Locked Bag 4002  
Chullora NSW 2190

**Contact:** Phone: +61 2 9751 6257  
Fax: +61 2 9695 6399  
Email: ABSOperations.Australia@vwfs.com.au

**Corporate Service Provider:** Perpetual Corporate Trust Limited  
(ABN 99 000 341 533)  
of Level 18, 123 Pitt Street,  
Sydney NSW 2000 Australia in its personal capacity.



## Contents

Page	Table of Contents
1	<a href="#">Cover</a>
2	<a href="#">Contents</a>
3	<a href="#">Reporting Details</a>
4	<a href="#">Parties Overview</a>
5	<a href="#">Transaction Events I</a>
6	<a href="#">Transaction Events II</a>
7	<a href="#">Transaction Events III</a>
8	<a href="#">Information regarding the Notes I</a>
9	<a href="#">Information regarding the Notes II</a>
10	<a href="#">Cash Collateral Account</a>
11	<a href="#">Credit Enhancement</a>
12	<a href="#">Swap Fixing / Waterfall</a>
13	<a href="#">Retention of Net Economic Interest</a>
14	<a href="#">Amortisation Profile I</a>
15	<a href="#">Amortisation Profile II</a>
16	<a href="#">Run Out Schedule I</a>
18	<a href="#">Run Out Schedule II</a>
19	<a href="#">Outstanding Contracts I</a>
21	<a href="#">Outstanding Contracts II</a>
22	<a href="#">Arrears</a>
24	<a href="#">Net Salvage Loss</a>
25	<a href="#">Net Salvage After Recoveries</a>
26	<a href="#">Prepayments</a>
27	<a href="#">Pool Data I</a>
29	<a href="#">Pool Data II</a>
30	<a href="#">Pool Data III</a>
32	<a href="#">Pool Data IV</a>
34	<a href="#">Pool Data V</a>
36	<a href="#">Pool Data VI</a>
37	<a href="#">Pool Data VII</a>
43	<a href="#">Pool Data VIII</a>
45	<a href="#">Pool Data IX</a>
47	<a href="#">Hardship Extensions</a>
48	<a href="#">Engine Type</a>
50	<a href="#">Contract Level Data</a>

## Reporting Details

### Deal Overview

Pool Cut Date	31/10/2021	Publication Date:	18/12/2023 (16th of each month)
Scheduled Date of Clean-Up-Call	09/2025	Payment Date:	21/12/2023 (21st of each month)
Legal Maturity Date	21/01/2030	Reporting Date:	30/11/2023
Issue Date	22/11/2021	Asset Collection Period:	from 01/11/2023 until 30/11/2023
Period No.:	25	Interest Accrual Period	from 21/11/2023 until 21/12/2023
Reporting frequency:	Monthly	Note Payment Period:	from 21/11/2023 until 21/12/2023
Next Payment Date:	22/01/2024	Days accrued:	30

Vehicle Type at Pool Cut	Number of Contracts	Percentage of Contracts	Outstanding Discounted Receivables Balance	Percentage Outstanding Discounted Receivables Balance
New	10,680	70.07%	463,158,976.27 AUD	77.19%
Used	4,561	29.93%	136,866,121.79 AUD	22.81%
<b>Total</b>	<b>15,241</b>	<b>100.00%</b>	<b>600,025,098.06 AUD</b>	<b>100.00%</b>

Credit Type at Pool Cut	Number of Contracts	Percentage of Contracts	Outstanding Discounted Receivables Balance	Percentage Outstanding Discounted Receivables Balance
Chattel Mortgage	9,371	61.49%	414,965,143.56 AUD	69.16%
Consumer Loan	5,870	38.51%	185,059,954.50 AUD	30.84%
<b>Total</b>	<b>15,241</b>	<b>100.00%</b>	<b>600,025,098.06 AUD</b>	<b>100.00%</b>

Parties Overview

<p><b>Lead Managers:</b></p> <p><b>Australia and New Zealand Banking Group Limited</b> (ABN 11 005 357 522) ANZ Tower 242 Pitt Street Sydney, NSW 2000 Australia</p> <p><b>Bank of America Merrill Lynch (which is the trading name of Merrill Lynch International)</b> (ARBN 125 336 567) Merrill Lynch Financial Centre 2 King Edward Street London EC1A 1HQ United Kingdom</p>	<p><b>Security Trustee:</b></p> <p><b>P.T. Limited</b> (ABN 67 004 454 666) Level 18 123 Pitt Street Sydney NSW 2000 Australia</p>
<p><b>Trustee:</b></p> <p><b>Perpetual Corporate Trust Limited</b> (ABN 99 000 341 533) of Level 18, 123 Pitt Street, Sydney NSW 2000 Australia in its capacity as trustee of the Driver Australia Seven Trust.</p>	<p><b>Trust Manager:</b></p> <p><b>Perpetual Nominees Limited</b> (ABN 37 000 733 700) of Level 18, 123 Pitt Street, Sydney NSW 2000 Australia in its capacity as the trust manager for the Driver Australia Seven Trust</p>
<p><b>Sub Trust Manager:</b></p> <p><b>Volkswagen Financial Services Australia Pty Limited</b> (ABN 20 097 071 460) Level 1, 24 Muir Road, Chullora, NSW 2190</p>	<p><b>Account Bank:</b></p> <p><b>Australia and New Zealand Banking Group Limited</b> (ABN 11 005 357 522) ANZ Tower 242 Pitt Street Sydney, NSW 2000 Australia</p>
<p><b>Clearing Systems:</b></p> <p><b>Austraclear Limited</b> 30-32 Grosvenor Street. Sydney, NSW 2000</p>	<p><b>Swap Counterparty:</b></p> <p><b>ING Bank N.V.</b> (ID 26 300 892 1) Bijlmerdreef 106 1102 CT Amsterdam The Netherlands</p>
<p><b>Servicer:</b></p> <p><b>Volkswagen Financial Services Australia Pty Limited</b> (ABN 20 097 071 460) Level 1, 24 Muir Road, Chullora, NSW 2190 email: ABSOperations.Australia@vwfs.com.au phone: +61 2 9751 6257</p>	<p><b>Rating Agencies:</b></p> <p><b>Fitch Ratings</b> Attn.: Australia Surveillance Suite 15.01, Level 15, 135 King Street Sydney, NSW 2000 Australia email: australia.surveillance@fitchratings.com</p> <p><b>Moody's</b> Attn.: Monitor Sydney Level 10, 1 O'Connell Street Sydney, NSW 2000 Australia email: Monitor.Sydney@moodys.com</p>

**Transaction Events (I)**

**Clean-Up Call Condition**

Percentage of Current Outstanding Discounted Receivables Balance	<b>40.76%</b>	
Min. Percentage of Outstanding Discounted Receivables Balance	<b>10.00%</b>	The Clean-Up-Call Condition is expected to be reached in 09/2025.

**Clean-Up Call**

VWFS Australia will have the right at its option to exercise a Clean-Up Call and to repurchase all (but not only some) of the Purchased Receivables from the Issuer at any time when the then outstanding Aggregate Discounted Receivables Balance is less than ten (10) per cent. of the Aggregate Cut-off Date Discounted Receivables Balance and, assuming the Transaction Documents are given full effect, all payment obligations under the Notes, including principal and accrued interest, will thereby be fulfilled in accordance with the Order of Priority (the Clean-up Call Conditions).

Repurchase of Receivables	Number of contracts	% of Contracts	Outstanding Discounted Receivables Balance	% of Outstanding Discounted Receivables Balance	Interest Compensation Payment	Re-Purchase Price
Current Period	-	0.00%	- AUD	0.00%	- AUD	- AUD
Previous Periods	-	0.00%	- AUD	0.00%	- AUD	- AUD
<b>Total</b>	<b>-</b>	<b>0.00%</b>	<b>- AUD</b>	<b>0.00%</b>	<b>- AUD</b>	<b>- AUD</b>

If a repurchase of receivables occurred, it would only result from non-eligibility as of the respective Pool Cut Date (which has been discovered at a later stage), a Legitimate Repudiation of a Receivables Contract, a Reloaded Contract or a Flat-Cancelled Contract.

**Transaction Party Replacements**

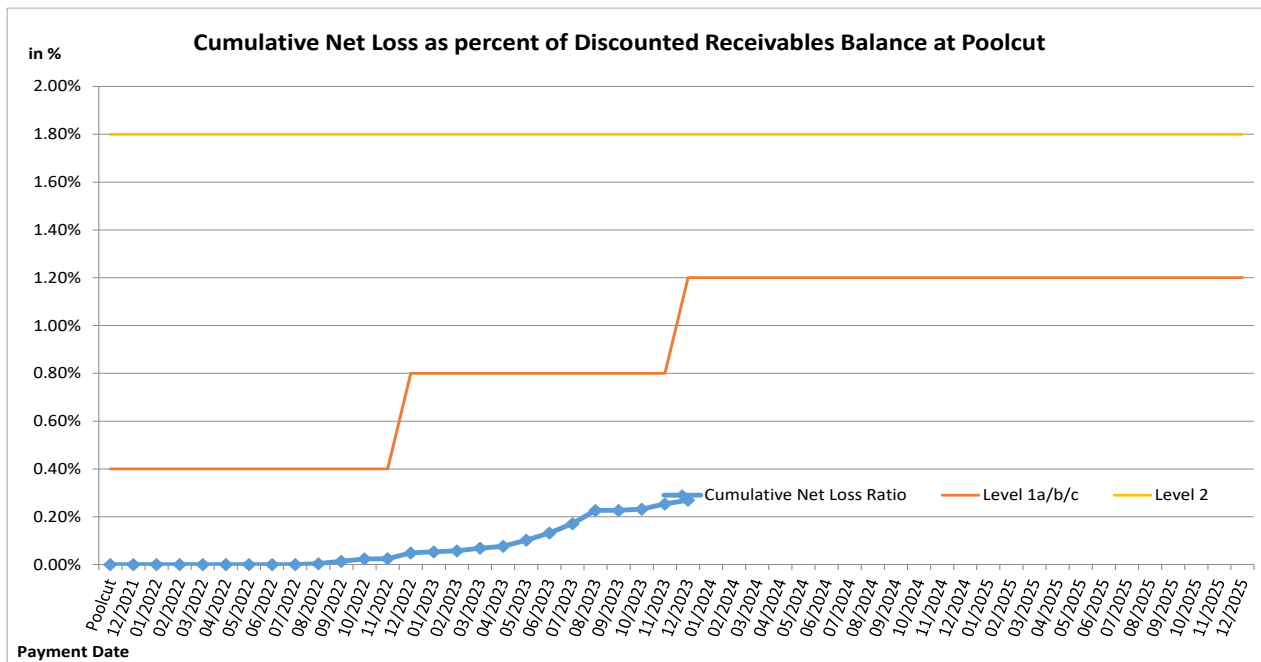
Capacity of Transaction Party	Date of Replacement	Reason for Replacement	Replaced Party	Replaced by

**Transaction Events (II)**

**Credit Enhancement Increase Conditions**

Level 1a Credit Enhancement Increase Condition - Cumulative Net Losses do not amount to 0.4% for any Payment Date prior to or during Nov 2022	NO
Level 1b Credit Enhancement Increase Condition - Cumulative Net Losses do not amount to 0.8% for any Payment Date from Dec 2022 but prior to or during Nov 2023	NO
Level 1c Credit Enhancement Increase Condition - Cumulative Net Losses do not amount to 1.2% for any Payment Date after Nov 2023	NO
Level 2 Credit Enhancement Increase Condition - Cumulative Net Losses do not amount to 1.8% for any Payment Date	NO

Net losses	Net Loss Amount
Net Salvage Loss registered in current Period	93,990.57 AUD
Cumulative Net Salvage Loss incl. current Period	1,616,497.31 AUD
Cumulative Net Salvage Loss as of the End of the Monthly Period	1,616,497.31 AUD
Discounted Balance as of Pool Cut Date	600,025,098.06 AUD
Cumulative Net Loss as percentage of Discounted Receivables Balance at Pool Cut	0.26940%



### Transaction Events (III)

#### Account Bank:

Australia and New Zealand Banking Group Limited

Current Rating \*

Minimum required Rating (if no short term Rating available, the higher long term rating is applicable)

or

Fitch			Moody's		
Long Term	Short Term	Outlook	Long Term	Short Term	Outlook
A+	F1	Stable	Aa3	P-1	Stable
-	F1	-	A2	P-1	-
A	-	-	A2	P-1	-

If the Account Bank ceases to have the Account Bank Required Rating it shall, at its own cost,

(i) transfer the accounts to an Eligible Collateral Bank, or

(ii) provide a guarantee from an Eligible Guarantor, or

If none of the measures is taken within a given timespan, the Issuer may enter into new banking arrangements at its own initiative with another Account Bank.

(Please refer to the Prospectus for a complete description of the mechanism)

Required Rating:

**Fulfilled**

#### Swap Counterparty

ING Bank N.V.

Current Rating \*

Minimum required Rating for Class A Notes

Minimum required Rating for Class B Notes

Fitch			Moody's		
Long Term	Short Term	Outlook	Long Term	Short Term	Outlook
AA-	F1+	Stable	A1	P-1	Stable
A	F1	-	A3	-	-
-	-	-	A3	-	-

If the Swap Bank falls below the above mentioned Minimum Rating (Level I) it shall provide Eligible Credit Support by means of Cash or certain types of Prime Debt Obligations

If the Swap Bank ceases to have the even lower Rating as an Eligible Swap Counterparty (Level II) it shall, at its own cost,

(i) transfer all rights and obligations under the Swap Agreement to another Eligible Swap Partner or

(ii) provide a guarantee from an Eligible Guarantor.

If none of the measures is taken within a given timespan, the Issuer may enter into new arrangements at its own initiative with another Swap Bank.

(Please refer to the Prospectus for a complete description of the mechanism)

Required Rating:

**Fulfilled**

#### Servicer

Volkswagen Financial Services Australia Pty Ltd

If the Monthly Remittance Condition is satisfied, VWFS Australia, as the Servicer, is required to pay collections of the Purchased Receivables (including proceeds from the disposition of any Financed Objects) received by it during each Monthly Period into the Distribution Account in a single deposit no later than the Payment Date for that Monthly Period.

If the Monthly Remittance Condition is not met, the Servicer must remit collections received by it in respect of the Purchased Receivables in accordance with the procedure outlined in detail in "ADMINISTRATION OF THE PURCHASED RECEIVABLES UNDER THE SERVICING AGREEMENT - Commingling".

Monthly  
Remittance  
Condition:

**Fulfilled**

**Information regarding the Notes I**

Rating at Issue Date	Class A	Class B
Moody's	Aaa (sf)	Aa2 (sf)
Fitch	AAAsf	NRsf

Current Rating	Class A	Class B
Moody's	Aaa (sf)	Aa1 (sf)
Fitch	AAAsf	NRsf

Information on Notes	Class A	Class B
Legal maturity date	21/01/2030	21/01/2030
Scheduled Clean Up Call	Sep 2025	Sep 2025
ISIN:	AU3FN0063434	AU3FN0063442
Common Code:	239718256	239718272
Nominal Amount	100,000.00 AUD	100,000.00 AUD

Information on Interest	Class A	Class B
Spread/ Margin	70 bps	100 bps
Index Rate	1-Month-BBSW	1-Month-BBSW
Fixed/Floating	floating	floating
Current Coupon	1-Month-BBSW + 70	1-Month-BBSW + 100
Day Count Convention	actual/365	actual/365



## Information regarding the Notes II

Monthly Period:	11/2023
Payment Date:	21/12/2023
Interest Accrual Period (from/until)	from 21/11/2023 until 21/12/2023
Days accrued	30
Index Rate	1-Month-BBSW
Base Interest Rate:	4.2889%
Day Count Convention	actual/365

Interest Payments	Class A	Class B
Total Interest Amount of the Reporting Period	778,067.41 AUD	91,627.50 AUD
Paid Interest	778,067.41 AUD	91,627.50 AUD

Unpaid Interest	Class A	Class B
Unpaid Interest in the Reporting Period	- AUD	- AUD
Cumulative unpaid Interest	- AUD	- AUD

Note Balance	Class A	Class B
Note Balance as of Poolcut	526,200,000.00 AUD	33,000,000.00 AUD
Note Balance as of the Beginning of the Period	189,750,982.44 AUD	21,078,129.60 AUD
Redemption Amount per Class	8,770,701.60 AUD	1,512,743.10 AUD
<b>Class Balance as of the End of the Period</b>	<b>180,980,280.84 AUD</b>	<b>19,565,386.50 AUD</b>

Payments to Investors per note	Class A	Class B
Interest Per Note	147.87 AUD	277.66 AUD
Principal Repayment by note	1,666.80 AUD	4,584.07 AUD
Number of Notes	5,262	330
Note Factor	0.3439382	0.5928905

Overcollateralisation Percentage	Class A	Class B
Initial OC Percentage at Poolcut	12.3037%	6.8039%
Current OC Percentage	26.0000%	18.0000%
Target OC Percentage	26.0000%	18.0000%

Subordinated Loan	
Balance as of the Beginning of the Period	34,115,247.75 AUD
Regular Redemption from Waterfall	- AUD
Redemption from Cash Collateral Account	- AUD
Balance as of the End of the Period	34,115,247.75 AUD

## Cash Collateral Account

Cash collateral account (CCA)	Value
<b>CCA Opening Balance - Initial balance at poolcut</b>	<b>7,200,000.00 AUD</b>
<b>Balance as of the beginning of the period</b>	<b>6,000,000.00 AUD</b>
<b>Specified General Cash Collateral Account Balance</b>	<b>6,000,000.00 AUD</b>
the greater of: 1.20 per cent of the Aggregate Discounted Receivables Balance as of the end of the Monthly Period; and	2,934,814.63 AUD
the lesser of: \$6,000,000; and	6,000,000.00 AUD
the aggregate outstanding principal amount of the Class A Notes and Class B Notes as of the end of the Monthly Period	210,829,112.04 AUD
<b>Payments</b>	<b>- AUD</b>
General payment from CCA	- AUD
General payment to CCA	- AUD
<b>Balance as of the end of the period</b>	<b>6,000,000.00 AUD</b>

## Credit Enhancement

Credit Enhancement as of Poolcut Date	% of Aggregate Discounted Receivables Balance	Value
Class B Note	5.50%	33,000,000.00 AUD
Subordinated Loan	5.80%	34,825,098.06 AUD
Overcollateralisation	1.00%	6,000,000.00 AUD
Cash Collateral Account	1.20%	7,200,000.00 AUD

Cash Collateral Account (CCA)	Value	in % of Outstanding Discounted Receivables Balance as of Poolcut Date
<b>Initial Balance at Poolcut</b>	7,200,000.00 AUD	1.20%
<b>Initial Targeted Balance at Poolcut</b>	7,200,000.00 AUD	1.20%
<b>Current Targeted Balance</b>	6,000,000.00 AUD	1.00%
<b>Balance as of the Beginning of the Period</b>	6,000,000.00 AUD	1.00%
Payment from CCA	- AUD	0.00%
Payment to CCA	- AUD	0.00%
<b>Balance as of the End of the Period</b>	6,000,000.00 AUD	1.00%

## Calculation of Credit Enhancement

Initially, Driver Australia Seven's Credit Enhancement consists of the respective Note Issue in comparison to the Discounted Receivables Balance as of Poolcut, minus any Senior Debt Issuance. This 'Overcollateralisation' (i.e. Credit Enhancement excluding the Cash Collateral Account) is specific for each Note Series and increases with its seniority.

Subsequently, the 'Overcollateralisation' is calculated (as an Overcollateralisation Percentage) on a monthly basis, all on end of month figures. Considering the seniority of the respective Note Series, redemption is made until a Target Overcollateralisation Percentage has been reached. All remaining funds will be used to perform payments in the more junior positions of the Order of Priority.

The Target OC percentages for each Note Class are determined subject to 3 items:

- They will increase in 2 steps in case the Cumulative Net Loss Ratio exceeds a certain level and Credit Enhancement Increase Condition is met.
- They will increase to 100% if the Aggregate Discounted Receivables Balance falls below 10.00% of the Aggregate Discounted Receivables Balance at Cut-Off Date (without a Clean-Up Call being exercised).
- A Foreclosure Event causes the transaction to switch into sequential payment mode, in which case the OC Percentages will not determine the maximum redemption amount and may be exceeded.

In addition, there is the 'General Cash Reserve', in the form of a Cash Collateral Account, which is in principle to the benefit of all Tranches over the entire lifetime of the transaction.

**Swap Fixing / Waterfall**

<b>Amortising Interest Rate Swap</b>	<b>Class A</b>	<b>Class B</b>
Initial Principal	526,200,000.00 AUD	33,000,000.00 AUD
Underlying Principal for Reporting Period	189,750,982.44 AUD	21,078,129.60 AUD
Paying Leg	Fixed Interest Rate	Fixed Interest Rate
Receiving Leg	Floating Interest Rate	Floating Interest Rate
Net Swap Payments - Net Swap Receipts	(540,088.05 AUD)	(57,691.71 AUD)

<b>Available Distribution Amount Calculation</b>	<b>Payment to waterfall position</b>	<b>Remaining Amount</b>
1) i) Available Collections Amount from Contracts	13,135,298.99 AUD	13,135,298.99 AUD
1) ii) Available Collections - Interest on Trust Account	26,442.14 AUD	13,161,741.13 AUD
2) Drawings From Cash Collateral Account as provided for in clause 12.1 of the Issue Supplement	- AUD	13,161,741.13 AUD
3) i) Net Swap Receipts - Class A	540,088.05 AUD	13,701,829.18 AUD
3) ii) Net Swap Receipts - Class B	57,691.71 AUD	13,759,520.89 AUD
4) Damages and Indemnity Payments to Issuer	- AUD	13,759,520.89 AUD
5) Other Reimbursement Amounts	- AUD	13,759,520.89 AUD
6) Buffer Release Amount	(604,152.44 AUD)	13,155,368.45 AUD
Remaining Rounding Amount (M-1)	14.33 AUD	13,155,382.78 AUD

<b>Waterfall</b>	<b>Payment to waterfall position</b>	<b>Remaining Amount</b>
Available Distribution Amount	- AUD	13,155,382.78 AUD
1) Trust Beneficiary \$1	(1.00 AUD)	13,155,381.78 AUD
2) Taxes	- AUD	13,155,381.78 AUD
3) Trust Fees & Expenses and Servicer Fees	(222,489.83 AUD)	12,932,891.95 AUD
4. a) Net Swap Payments - Class A Notes	- AUD	12,932,891.95 AUD
4. b) Net Swap Payments - Class B Notes	- AUD	12,932,891.95 AUD
5. a) Interest accrued in prev. month - Class A	(778,067.41 AUD)	12,154,824.54 AUD
5. b) Interest Shortfalls from prior months - Class A	- AUD	12,154,824.54 AUD
6. a) Interest accrued in prev. month - Class B	(91,627.50 AUD)	12,063,197.04 AUD
6. b) Interest Shortfalls from prior months - Class B	- AUD	12,063,197.04 AUD
7) Payment to Cash Collateral Account	- AUD	12,063,197.04 AUD
8) Principal Payment - Class A	(8,770,701.60 AUD)	3,292,495.44 AUD
9) Principal Payment - Class B	(1,512,743.10 AUD)	1,779,752.34 AUD
Remaining Rounding Amount (Current Period)	(46.21 AUD)	1,779,706.13 AUD
10) Penalties, Costs, Expenses, Damages, Losses or Liabilities	- AUD	1,779,706.13 AUD
11) Other Payment to Swap Counterparties	- AUD	1,779,706.13 AUD
12) Subordinated Loan Accrued and Unpaid Interest	(1,779,706.13 AUD)	- AUD
Interest Accrued this period on the Subordinated Loan	(186,995.49 AUD)	1,592,710.64 AUD
Unpaid Interest on the Subordinated Loan	(1,592,710.64 AUD)	- AUD
13) Subordinated Loan Principal	- AUD	- AUD
14) Surplus Income Distribution to Beneficiary of the Trust	- AUD	- AUD

<b>Distribution of Cash Collateral Account surplus</b>	<b>Payment</b>	<b>Remaining Amount</b>
Payment from CCA	- AUD	- AUD
Payment of Interest Accrued this period on the Subordinated Loan	- AUD	- AUD
Payment of Unpaid Interest on the Subordinated Loan	- AUD	- AUD
Payment in respect of regular redemption to subordinated lender	- AUD	- AUD
Distribution to Beneficiary of the Trust	- AUD	- AUD

## Retention of Net Economic Interest

Period	Poolcut	Balance as at Current Period
<b>Total Assets</b>	<b>684,926,843.21 AUD</b>	<b>264,644,373.64 AUD</b>
Nominal Receivables Balance	684,926,843.21 AUD	264,644,373.64 AUD
<b>First loss piece</b>	<b>48,025,098.06 AUD</b>	<b>50,022,218.54 AUD</b>
Subordinated Loan balance	34,825,098.06 AUD	34,115,247.75 AUD
Overcollateralisation	6,000,000.00 AUD	9,906,970.79 AUD
General Cash Collateral Account balance	7,200,000.00 AUD	6,000,000.00 AUD
<b>Actual retention</b>	<b>7.01%</b>	<b>18.90%</b>

In its capacity as originator and original lender, VWFSA complies with the retention requirement of a material net economic interest in accordance with Article 6 (3) (d) of the European Securitisation Regulation.

By adhering to Article 6 (3) (d) of the European Securitisation Regulation, VWFSA will keep the exposures designated for retention on its balance sheet on an ongoing basis.

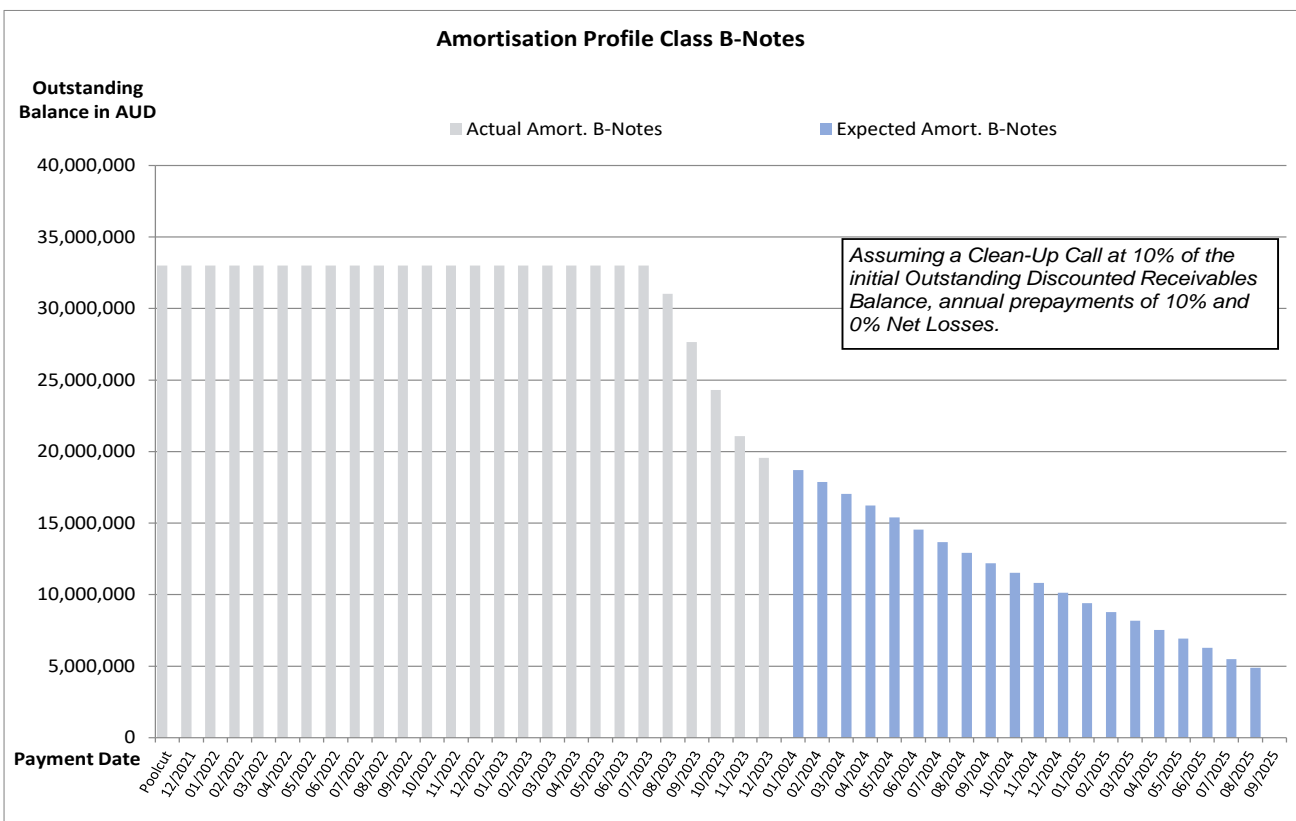
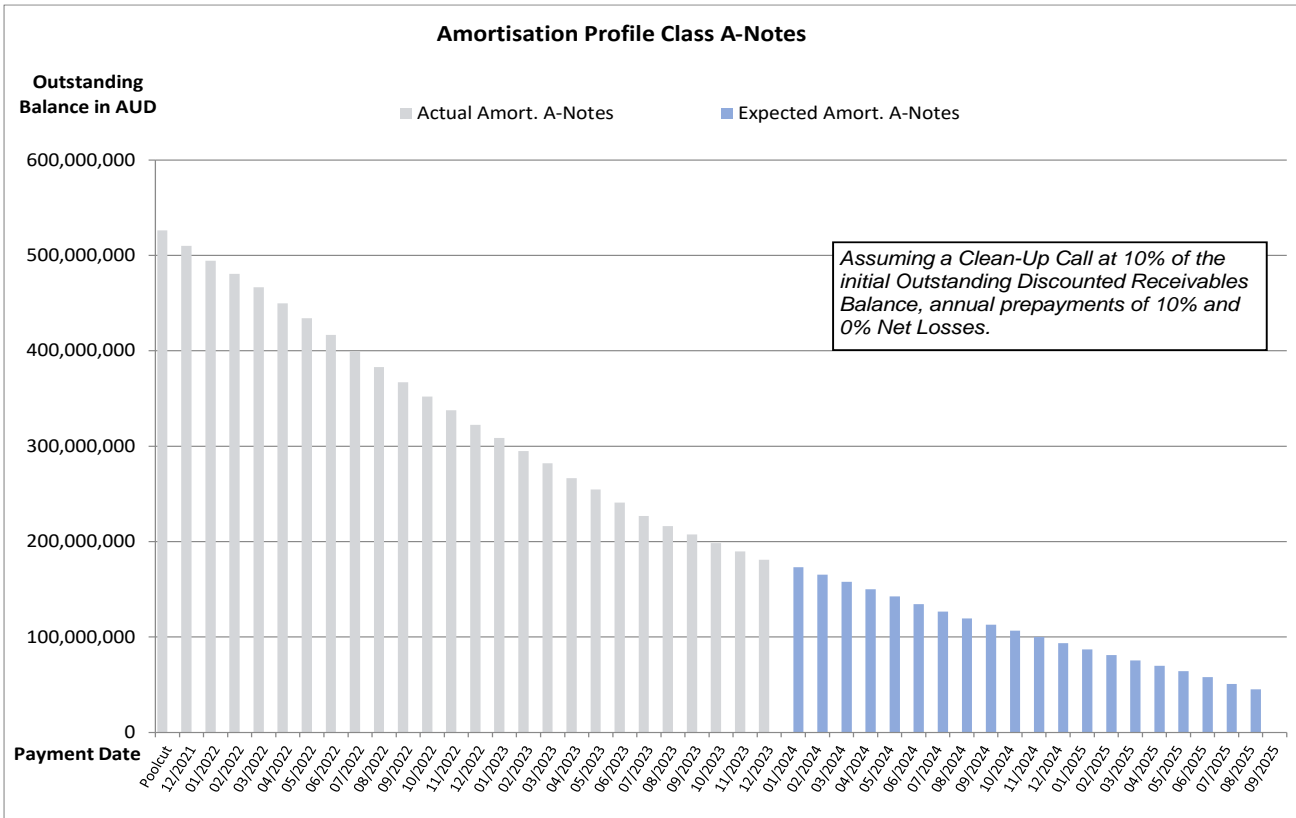
The latest end of month level of retention will be published on a monthly basis in the investor report.

### Amortisation Profile I

Note Class	Class A		Class B	
	At Closing: 1.85 yrs	Current: 1.09 yrs	At Closing: 2.84 yrs	Current: 1.07 yrs
WAL	Actual Note Balance	Forecasted Note Balance	Actual Note Balance	Forecasted Note Balance
Payment Date	Actual Note Balance	Forecasted Note Balance	Actual Note Balance	Forecasted Note Balance
Poolcut	526,200,000.00 AUD	- AUD	33,000,000.00 AUD	- AUD
12/2021	510,049,185.54 AUD	- AUD	33,000,000.00 AUD	- AUD
01/2022	494,276,866.74 AUD	- AUD	33,000,000.00 AUD	- AUD
02/2022	480,766,050.30 AUD	- AUD	33,000,000.00 AUD	- AUD
03/2022	466,604,640.18 AUD	- AUD	33,000,000.00 AUD	- AUD
04/2022	449,793,707.82 AUD	- AUD	33,000,000.00 AUD	- AUD
05/2022	434,204,927.58 AUD	- AUD	33,000,000.00 AUD	- AUD
06/2022	416,766,133.38 AUD	- AUD	33,000,000.00 AUD	- AUD
07/2022	399,553,605.18 AUD	- AUD	33,000,000.00 AUD	- AUD
08/2022	382,999,405.80 AUD	- AUD	33,000,000.00 AUD	- AUD
09/2022	367,050,704.76 AUD	- AUD	33,000,000.00 AUD	- AUD
10/2022	352,075,000.14 AUD	- AUD	33,000,000.00 AUD	- AUD
11/2022	337,754,730.24 AUD	- AUD	33,000,000.00 AUD	- AUD
12/2022	322,389,374.52 AUD	- AUD	33,000,000.00 AUD	- AUD
01/2023	308,497,905.00 AUD	- AUD	33,000,000.00 AUD	- AUD
02/2023	295,031,605.08 AUD	- AUD	33,000,000.00 AUD	- AUD
03/2023	282,007,734.12 AUD	- AUD	33,000,000.00 AUD	- AUD
04/2023	266,550,924.84 AUD	- AUD	33,000,000.00 AUD	- AUD
05/2023	254,648,386.08 AUD	- AUD	33,000,000.00 AUD	- AUD
06/2023	240,840,950.70 AUD	- AUD	33,000,000.00 AUD	- AUD
07/2023	227,003,048.34 AUD	- AUD	33,000,000.00 AUD	- AUD
08/2023	216,117,548.94 AUD	- AUD	31,022,277.00 AUD	- AUD
09/2023	207,506,075.46 AUD	- AUD	27,654,914.10 AUD	- AUD
10/2023	198,541,679.64 AUD	- AUD	24,302,025.00 AUD	- AUD
11/2023	189,750,982.44 AUD	- AUD	21,078,129.60 AUD	- AUD
12/2023	180,980,280.84 AUD	- AUD	19,565,386.50 AUD	- AUD
01/2024	-	173,099,435.38 AUD	-	18,713,452.47 AUD
02/2024	-	165,275,574.90 AUD	-	17,867,629.71 AUD
03/2024	-	157,724,691.09 AUD	-	17,051,317.96 AUD
04/2024	-	150,079,242.61 AUD	-	16,224,782.98 AUD
05/2024	-	142,522,325.16 AUD	-	15,407,818.93 AUD
06/2024	-	134,607,877.28 AUD	-	14,552,202.95 AUD
07/2024	-	126,507,911.16 AUD	-	13,676,530.93 AUD
08/2024	-	119,465,963.87 AUD	-	12,915,239.34 AUD
09/2024	-	112,824,644.08 AUD	-	12,197,258.82 AUD
10/2024	-	106,636,116.67 AUD	-	11,528,228.83 AUD
11/2024	-	100,055,443.34 AUD	-	10,816,804.69 AUD
12/2024	-	93,714,545.56 AUD	-	10,131,302.22 AUD
01/2025	-	87,088,663.16 AUD	-	9,414,990.61 AUD
02/2025	-	81,207,640.04 AUD	-	8,779,204.33 AUD
03/2025	-	75,575,262.90 AUD	-	8,170,298.69 AUD
04/2025	-	69,744,058.62 AUD	-	7,539,898.23 AUD
05/2025	-	64,145,799.52 AUD	-	6,934,681.03 AUD
06/2025	-	58,107,297.86 AUD	-	6,281,870.04 AUD
07/2025	-	50,878,738.47 AUD	-	5,500,404.16 AUD
08/2025	-	45,300,698.97 AUD	-	4,897,372.86 AUD
09/2025	-	- AUD	-	- AUD

\*Based on the following assumptions: CPR of 10%, Net Losses of 0% and Clean Up Call at 10% of the original outstanding discounted receivables balance

**Amortisation Profile II**



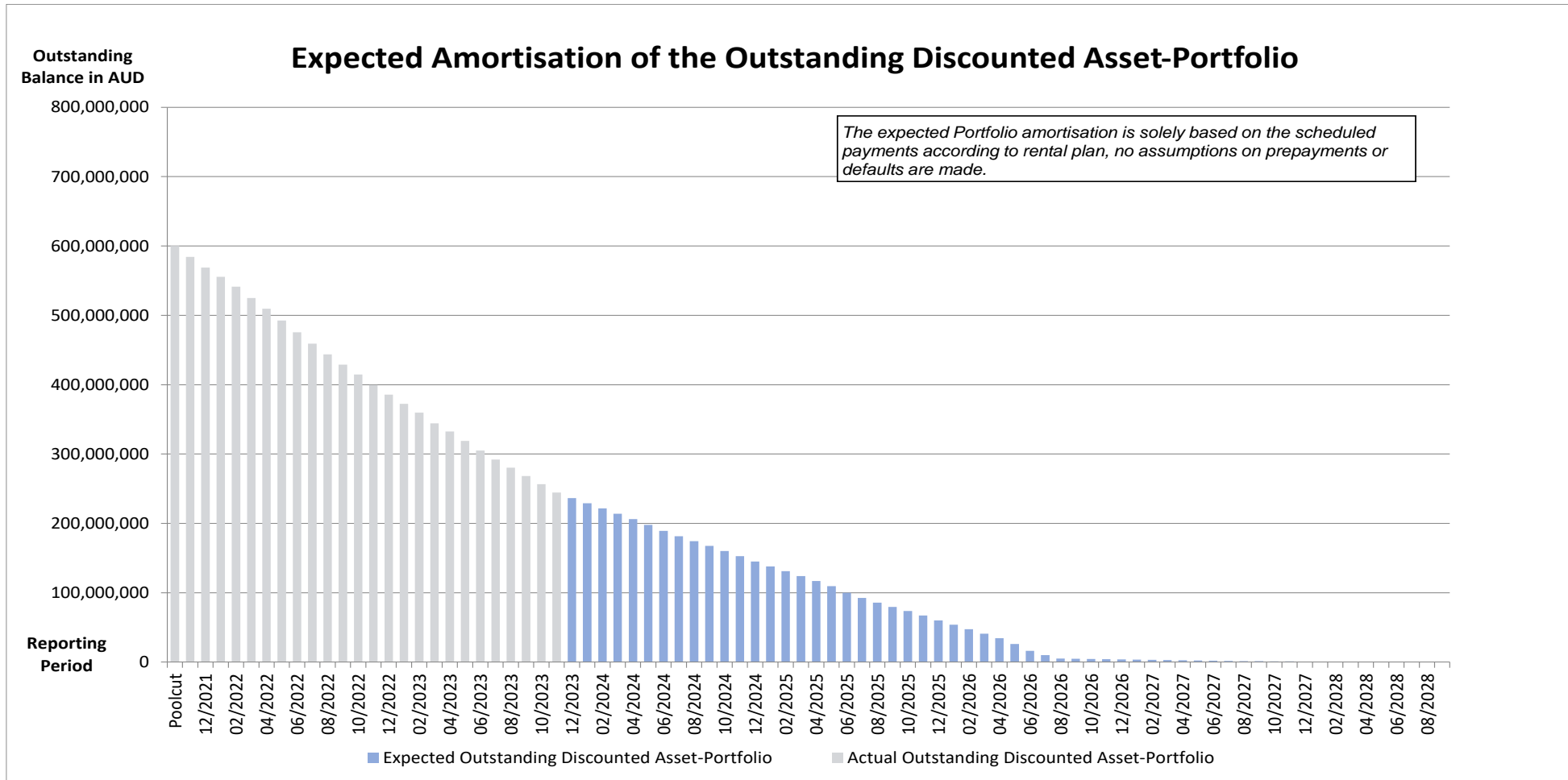
## Run Out Schedule I

End of Collection Period	Interest	Principal	Nominal Instalments
arrears	84,510.97 AUD	846,206.96 AUD	930,717.93 AUD
12/2023	987,745.11 AUD	7,173,124.89 AUD	8,160,870.00 AUD
01/2024	1,125,516.85 AUD	7,448,388.74 AUD	8,573,905.59 AUD
02/2024	1,100,185.38 AUD	7,464,303.66 AUD	8,564,489.04 AUD
03/2024	1,067,560.66 AUD	7,728,324.99 AUD	8,795,885.65 AUD
04/2024	1,032,553.18 AUD	7,655,078.14 AUD	8,687,631.32 AUD
05/2024	996,733.38 AUD	8,357,562.10 AUD	9,354,295.48 AUD
06/2024	956,851.17 AUD	8,821,084.57 AUD	9,777,935.74 AUD
07/2024	914,918.50 AUD	7,538,095.48 AUD	8,453,013.98 AUD
08/2024	879,104.12 AUD	7,285,006.84 AUD	8,164,110.96 AUD
09/2024	844,104.90 AUD	6,738,955.60 AUD	7,583,060.50 AUD
10/2024	811,853.54 AUD	7,357,363.61 AUD	8,169,217.15 AUD
11/2024	776,607.79 AUD	7,483,095.29 AUD	8,259,703.08 AUD
12/2024	740,465.30 AUD	7,844,668.95 AUD	8,585,134.25 AUD
01/2025	702,871.74 AUD	6,902,912.74 AUD	7,605,784.48 AUD
02/2025	669,631.36 AUD	6,856,404.93 AUD	7,526,036.29 AUD
03/2025	636,371.16 AUD	6,981,948.94 AUD	7,618,320.10 AUD
04/2025	602,468.82 AUD	7,080,014.63 AUD	7,682,483.45 AUD
05/2025	568,129.04 AUD	7,652,666.98 AUD	8,220,796.02 AUD
06/2025	530,985.90 AUD	9,633,397.54 AUD	10,164,383.44 AUD
07/2025	484,214.92 AUD	7,243,128.69 AUD	7,727,343.61 AUD
08/2025	449,130.99 AUD	6,725,845.96 AUD	7,174,976.95 AUD
09/2025	416,440.61 AUD	6,174,409.20 AUD	6,590,849.81 AUD
10/2025	386,497.41 AUD	6,054,787.04 AUD	6,441,284.45 AUD
11/2025	357,127.27 AUD	6,357,813.40 AUD	6,714,940.67 AUD
12/2025	326,237.49 AUD	7,047,552.46 AUD	7,373,789.95 AUD
01/2026	292,010.60 AUD	6,257,712.91 AUD	6,549,723.51 AUD
02/2026	261,601.55 AUD	6,529,427.43 AUD	6,791,028.98 AUD
03/2026	229,881.97 AUD	6,529,266.41 AUD	6,759,148.38 AUD
04/2026	198,215.70 AUD	6,392,332.10 AUD	6,590,547.80 AUD
05/2026	167,223.49 AUD	8,447,052.06 AUD	8,614,275.55 AUD
06/2026	126,203.25 AUD	9,907,729.19 AUD	10,033,932.44 AUD
07/2026	78,053.45 AUD	6,074,968.57 AUD	6,153,022.02 AUD
08/2026	48,502.65 AUD	4,945,398.49 AUD	4,993,901.14 AUD
09/2026	24,449.37 AUD	348,190.33 AUD	372,639.70 AUD
10/2026	22,755.62 AUD	365,988.72 AUD	388,744.34 AUD
11/2026	20,978.81 AUD	315,136.86 AUD	336,115.67 AUD
12/2026	19,446.34 AUD	339,316.52 AUD	358,762.86 AUD
01/2027	17,802.43 AUD	271,885.76 AUD	289,688.19 AUD
02/2027	16,479.57 AUD	321,932.03 AUD	338,411.60 AUD
03/2027	14,913.48 AUD	288,199.94 AUD	303,113.42 AUD
04/2027	13,518.50 AUD	266,060.66 AUD	279,579.16 AUD
05/2027	12,224.19 AUD	291,909.21 AUD	304,133.40 AUD
06/2027	10,815.16 AUD	260,841.87 AUD	271,657.03 AUD
07/2027	9,546.24 AUD	226,604.73 AUD	236,150.97 AUD
08/2027	8,443.95 AUD	293,071.88 AUD	301,515.83 AUD
09/2027	7,018.23 AUD	203,096.86 AUD	210,115.09 AUD
10/2027	6,030.24 AUD	191,049.87 AUD	197,080.11 AUD
11/2027	5,100.90 AUD	174,874.42 AUD	179,975.32 AUD
12/2027	4,250.15 AUD	161,735.07 AUD	165,985.22 AUD



01/2028	3,463.29 AUD	148,063.88 AUD	151,527.17 AUD
02/2028	2,743.15 AUD	133,343.38 AUD	136,086.53 AUD
03/2028	2,094.45 AUD	118,746.97 AUD	120,841.42 AUD
04/2028	1,516.84 AUD	104,582.17 AUD	106,099.01 AUD
05/2028	1,008.02 AUD	82,193.28 AUD	83,201.30 AUD
06/2028	608.18 AUD	57,608.23 AUD	58,216.41 AUD
07/2028	328.01 AUD	35,253.85 AUD	35,581.86 AUD
08/2028	156.46 AUD	15,171.75 AUD	15,328.21 AUD
09/2028	82.69 AUD	4,693.03 AUD	4,775.72 AUD
10/2028	59.86 AUD	3,130.25 AUD	3,190.11 AUD
11/2028	44.63 AUD	2,593.53 AUD	2,638.16 AUD
12/2028	32.02 AUD	1,375.10 AUD	1,407.12 AUD
01/2029	25.33 AUD	1,381.79 AUD	1,407.12 AUD
02/2029	18.60 AUD	1,339.11 AUD	1,357.71 AUD
03/2029	12.09 AUD	919.37 AUD	931.46 AUD
04/2029	7.62 AUD	923.84 AUD	931.46 AUD
05/2029	3.12 AUD	642.13 AUD	645.25 AUD
06/2029	- AUD	- AUD	- AUD
<b>Total</b>	<b>20,076,487.76 AUD</b>	<b>244,567,885.88 AUD</b>	<b>264,644,373.64 AUD</b>

Run Out Schedule II



**Outstanding Contracts I - Overview**

Total Portfolio as of Poolcut Date			Product Type			
Contract Status Development	Number of Contracts	Outstanding Discounted Receivables Balance	Chattel Mortgage		Consumer Loan	
			Number of Contracts	Outstanding Discounted Receivables Balance	Number of Contracts	Outstanding Discounted Receivables Balance
Normal	15,241	600,025,098.06 AUD	9,371	414,965,143.56 AUD	5,870	185,059,954.50 AUD
In Advance	-	- AUD	-	- AUD	-	- AUD
In Arrears	-	- AUD	-	- AUD	-	- AUD
Paid out/Matured	-	- AUD	-	- AUD	-	- AUD
Early Payout	-	- AUD	-	- AUD	-	- AUD
Gross Salvage	-	- AUD	-	- AUD	-	- AUD
Net Salvage	-	- AUD	-	- AUD	-	- AUD
<b>Total</b>	<b>15,241</b>	<b>600,025,098.06 AUD</b>	<b>9,371</b>	<b>414,965,143.56 AUD</b>	<b>5,870</b>	<b>185,059,954.50 AUD</b>

Total Portfolio as of Previous Month			Product Type			
Contract Status Development	Number of Contracts	Outstanding Discounted Receivables Balance	Chattel Mortgage		Consumer Loan	
			Number of Contracts	Outstanding Discounted Receivables Balance	Number of Contracts	Outstanding Discounted Receivables Balance
Normal	8,237	210,944,720.66 AUD	5,415	156,213,262.33 AUD	2,822	54,731,458.33 AUD
In Advance	1,146	24,003,086.88 AUD	600	14,190,457.64 AUD	546	9,812,629.24 AUD
In Arrears	856	21,243,546.55 AUD	481	13,386,526.82 AUD	375	7,857,019.73 AUD
Paid out/Matured	779	- AUD	539	- AUD	240	- AUD
Early Payout	4,166	- AUD	2,291	- AUD	1,875	- AUD
Gross Salvage	7	228,874.12 AUD	5	128,918.60 AUD	2	99,955.52 AUD
Net Salvage	50	1,471,849.72 AUD	40	1,290,296.81 AUD	10	181,552.91 AUD
<b>Total</b>	<b>15,241</b>	<b>257,892,077.93 AUD</b>	<b>9,371</b>	<b>185,209,462.20 AUD</b>	<b>5,870</b>	<b>72,682,615.73 AUD</b>

Total Portfolio as of Current Reporting Period			Product Type			
Contract Status Development	Number of Contracts	Outstanding Discounted Receivables Balance	Chattel Mortgage		Consumer Loan	
			Number of Contracts	Outstanding Discounted Receivables Balance	Number of Contracts	Outstanding Discounted Receivables Balance
Normal	7,554	186,012,613.62 AUD	5,080	141,154,350.51 AUD	2,474	44,858,263.11 AUD
In Advance	1,543	34,243,891.40 AUD	742	18,670,449.47 AUD	801	15,573,441.93 AUD
In Arrears	921	24,202,870.48 AUD	542	15,785,211.60 AUD	379	8,417,658.88 AUD
Paid out/Matured	819	- AUD	568	- AUD	251	- AUD
Early Payout	4,345	- AUD	2,392	- AUD	1,953	- AUD
Gross Salvage	5	108,510.38 AUD	4	96,226.35 AUD	1	12,284.03 AUD
Net Salvage	54	1,563,622.57 AUD	43	1,362,079.05 AUD	11	201,543.52 AUD
<b>Total</b>	<b>15,241</b>	<b>246,131,508.45 AUD</b>	<b>9,371</b>	<b>177,068,316.98 AUD</b>	<b>5,870</b>	<b>69,063,191.47 AUD</b>

**Outstanding Contracts I - Overview**

Total Portfolio as of Poolcut Date			Balloon				Type of Car			
Contract Status Development	Number of Contracts	Outstanding Discounted Receivables Balance	Balloon		No Balloon		New Vehicle		Used Vehicle	
			Number of Contracts	Outstanding Discounted Receivables Balance	Number of Contracts	Outstanding Discounted Receivables Balance	Number of Contracts	Outstanding Discounted Receivables Balance	Number of Contracts	Outstanding Discounted Receivables Balance
Normal	15,241	600,025,098.06 AUD	4,261	251,558,699.25 AUD	10,980	348,466,398.81 AUD	10,680	463,158,976.27 AUD	4,561	136,866,121.79 AUD
In Advance	-	- AUD	-	- AUD	-	- AUD	-	- AUD	-	- AUD
In Arrears	-	- AUD	-	- AUD	-	- AUD	-	- AUD	-	- AUD
Paid out/Matured	-	- AUD	-	- AUD	-	- AUD	-	- AUD	-	- AUD
Early Payout	-	- AUD	-	- AUD	-	- AUD	-	- AUD	-	- AUD
Gross Salvage	-	- AUD	-	- AUD	-	- AUD	-	- AUD	-	- AUD
Net Salvage	-	- AUD	-	- AUD	-	- AUD	-	- AUD	-	- AUD
<b>Total</b>	<b>15,241</b>	<b>600,025,098.06 AUD</b>	<b>4,261</b>	<b>251,558,699.25 AUD</b>	<b>10,980</b>	<b>348,466,398.81 AUD</b>	<b>10,680</b>	<b>463,158,976.27 AUD</b>	<b>4,561</b>	<b>136,866,121.79 AUD</b>

Total Portfolio as of Previous Month			Balloon				Type of Car			
Contract Status Development	Number of Contracts	Outstanding Discounted Receivables Balance	Balloon		No Balloon		New Vehicle		Used Vehicle	
			Number of Contracts	Outstanding Discounted Receivables Balance	Number of Contracts	Outstanding Discounted Receivables Balance	Number of Contracts	Outstanding Discounted Receivables Balance	Number of Contracts	Outstanding Discounted Receivables Balance
Normal	8,237	210,944,720.66 AUD	2,523	109,897,945.01 AUD	5,714	101,046,775.65 AUD	6,141	171,864,872.96 AUD	2,096	39,079,847.70 AUD
In Advance	1,146	24,003,086.88 AUD	241	8,454,152.29 AUD	905	15,548,934.59 AUD	779	18,148,757.77 AUD	367	5,854,329.11 AUD
In Arrears	856	21,243,546.55 AUD	228	9,452,678.03 AUD	628	11,790,868.52 AUD	581	15,948,569.94 AUD	275	5,294,976.61 AUD
Paid out/Matured	779	- AUD	122	- AUD	657	- AUD	461	- AUD	318	- AUD
Early Payout	4,166	- AUD	1,123	- AUD	3,043	- AUD	2,688	- AUD	1,478	- AUD
Gross Salvage	7	228,874.12 AUD	4	162,141.10 AUD	3	66,733.02 AUD	6	225,279.36 AUD	1	3,594.76 AUD
Net Salvage	50	1,471,849.72 AUD	20	844,133.81 AUD	30	627,715.91 AUD	24	759,057.63 AUD	26	712,792.09 AUD
<b>Total</b>	<b>15,241</b>	<b>257,892,077.93 AUD</b>	<b>4,261</b>	<b>128,811,050.24 AUD</b>	<b>10,980</b>	<b>129,081,027.69 AUD</b>	<b>10,680</b>	<b>206,946,537.66 AUD</b>	<b>4,561</b>	<b>50,945,540.27 AUD</b>

Total Portfolio as of Current Reporting Period			Balloon				Type of Car			
Contract Status Development	Number of Contracts	Outstanding Discounted Receivables Balance	Balloon		No Balloon		New Vehicle		Used Vehicle	
			Number of Contracts	Outstanding Discounted Receivables Balance	Number of Contracts	Outstanding Discounted Receivables Balance	Number of Contracts	Outstanding Discounted Receivables Balance	Number of Contracts	Outstanding Discounted Receivables Balance
Normal	7,554	186,012,613.62 AUD	2,339	99,719,354.60 AUD	5,215	86,293,259.02 AUD	5,599	152,048,781.15 AUD	1,955	33,963,832.47 AUD
In Advance	1,543	34,243,891.40 AUD	332	12,542,542.82 AUD	1,211	21,701,348.58 AUD	1,100	26,417,180.67 AUD	443	7,826,710.73 AUD
In Arrears	921	24,202,870.48 AUD	251	10,795,582.95 AUD	670	13,407,287.53 AUD	643	18,353,002.66 AUD	278	5,849,867.82 AUD
Paid out/Matured	819	- AUD	136	- AUD	683	- AUD	492	- AUD	327	- AUD
Early Payout	4,345	- AUD	1,177	- AUD	3,168	- AUD	2,815	- AUD	1,530	- AUD
Gross Salvage	5	108,510.38 AUD	3	92,869.74 AUD	2	15,640.64 AUD	4	105,153.77 AUD	1	3,356.61 AUD
Net Salvage	54	1,563,622.57 AUD	23	923,658.98 AUD	31	639,963.59 AUD	27	846,893.47 AUD	27	716,729.10 AUD
<b>Total</b>	<b>15,241</b>	<b>246,131,508.45 AUD</b>	<b>4,261</b>	<b>124,074,009.09 AUD</b>	<b>10,980</b>	<b>122,057,499.36 AUD</b>	<b>10,680</b>	<b>197,771,011.72 AUD</b>	<b>4,561</b>	<b>48,360,496.73 AUD</b>

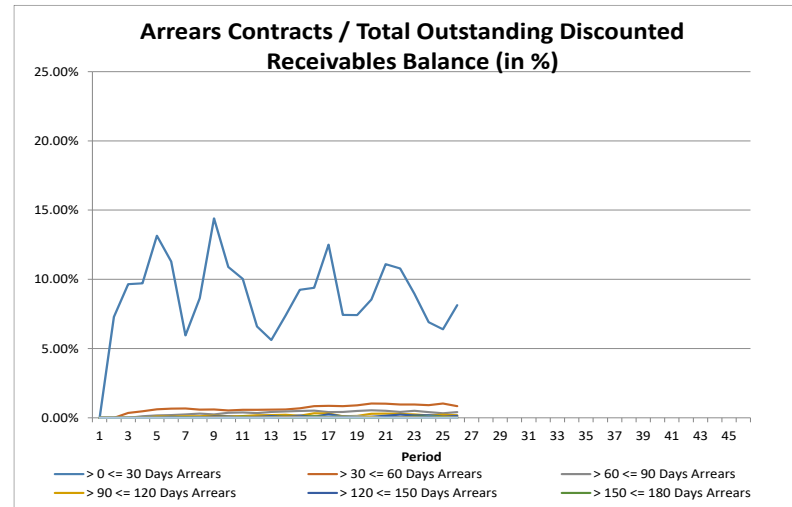
**Outstanding Contracts II - Collections**

Collections This Reporting Month by Status	Change in Contract Statuses From Last Month	Number of Contracts This Month	Collections
Normal	(683)	7,554	6,440,292.21 AUD
In Advance	397	1,543	1,548,911.27 AUD
In Arrears	65	921	684,895.41 AUD
Paid out/Matured	40	819	381,820.15 AUD
Early Payout	179	4,345	3,945,145.95 AUD
Gross Salvage	(2)	5	25,672.62 AUD
Net Salvage	4	54	108,561.38 AUD
<b>Total</b>	<b>-</b>	<b>15,241</b>	<b>13,135,298.99 AUD</b>

Development of Pool within Reporting Period	Number of Active Contracts	Total Number of Contracts	Collection Variations	Outstanding Nominal Balance
<b>Beginning of Period</b>	<b>10,246</b>	<b>15,241</b>		<b>278,139,180.84 AUD</b>
<b>Scheduled Collections For Contracts Active This Period</b>			<b>8,688,904.14 AUD</b>	<b>8,688,904.14 AUD</b>
Collections Variations From Normal Contracts This Period			28,752.26 AUD	
Collection Variations From Contracts Paying Out Early This Period			3,779,794.29 AUD	
Collection Variations From Contracts Paying Out/Maturing This Period			213,457.58 AUD	
Collection Variations from Contracts in Advance This Period			666,324.87 AUD	
Collection Variations from Contract In Arrears This Period			(268,942.81 AUD)	
Collection Variations from Contracts Going Into Gross Salvage This Period			20,907.31 AUD	
Collection Variations from Contracts Going Into Net Salvage This Period			101,349.67 AUD	
Other Variations From Scheduled Collections This Period			- AUD	
<i>Instalment Collection Variations</i>			4,541,643.17 AUD	4,541,643.17 AUD
Contract Fees Collected This Period			54,890.17 AUD	
Interest Compensation Collections This Period			(150,138.49 AUD)	
<i>Non Instalment Collection Variations</i>			(95,248.32 AUD)	
<b>Actual Collections For Contracts Active This Period</b>			<b>13,135,298.99 AUD</b>	
Number of Contracts Paid Out Early This Month	179			
Number of Contracts Paid Out/Matured This Month	40			
Number of Contracts Into Net Salvage This Month	4			
Repurchased Contracts	-	-		
Less Recoveries After Net Salvage				(29,001.26 AUD)
Reduced Nominal Balance Due to Unpaid Rental At Net Salvage				96,481.15 AUD
Reduced Nominal Balance Due to Unpaid Rental At Early Payout				193,490.37 AUD
Reduced Nominal Balance Due to Other				3,289.63 AUD
<b>End of Period</b>	<b>10,023</b>	<b>15,241</b>		<b>264,644,373.64 AUD</b>

**Arrears Contracts**

Total Portfolio					Chattel Mortgage		Consumer Loan	
Days in Arrears	Number of Contracts	Number of Contracts (%)	Outstanding Discounted Receivables Balance	Outstanding Discounted Receivables Balance (%)	Number of Contracts	Outstanding Discounted Receivables Balance	Number of Contracts	Outstanding Discounted Receivables Balance
> 0 <= 30	769	7.67%	19,892,788.66 AUD	8.13%	428	12,330,257.57 AUD	341	7,562,531.09 AUD
> 30 <= 60	79	0.79%	2,072,323.68 AUD	0.85%	59	1,698,390.95 AUD	20	373,932.73 AUD
> 60 <= 90	36	0.36%	1,002,340.29 AUD	0.41%	26	783,869.44 AUD	10	218,470.85 AUD
> 90 <= 120	13	0.13%	453,572.79 AUD	0.19%	7	215,615.76 AUD	6	237,957.03 AUD
> 120 <= 150	12	0.12%	337,847.74 AUD	0.14%	12	337,847.74 AUD	-	- AUD
> 150 <= 180	5	0.05%	90,900.87 AUD	0.04%	3	66,133.69 AUD	2	24,767.18 AUD
> 180 <= 210	3	0.03%	112,102.20 AUD	0.05%	3	112,102.20 AUD	-	- AUD
> 210 <= 240	2	0.02%	146,463.97 AUD	0.06%	2	146,463.97 AUD	-	- AUD
> 240 <= 270	2	0.02%	104,149.74 AUD	0.04%	2	104,149.74 AUD	-	- AUD
> 270 <= 300	1	0.01%	18,512.60 AUD	0.01%	1	18,512.60 AUD	-	- AUD
> 300 <= 330	1	0.01%	37,846.85 AUD	0.02%	1	37,846.85 AUD	-	- AUD
> 330 <= 360	-	0.00%	- AUD	0.00%	-	- AUD	-	- AUD
> 360	-	0.00%	- AUD	0.00%	-	- AUD	-	- AUD
<b>Total</b>	<b>923</b>	<b>9.21%</b>	<b>24,268,849.39 AUD</b>	<b>9.92%</b>	<b>544</b>	<b>15,851,190.51 AUD</b>	<b>379</b>	<b>8,417,658.88 AUD</b>



**Arrears Contracts**

Total Portfolio					Balloon				Vehicle Status			
Days in Arrears	Number of Contracts	Number of Contracts (%)	Outstanding Discounted Receivables Balance	Outstanding Discounted Receivables Balance (%)	Balloon		No Balloon		New		Used	
					Number of Contracts	Outstanding Discounted Receivables Balance	Number of Contracts	Outstanding Discounted Receivables Balance	Number of Contracts	Outstanding Discounted Receivables Balance	Number of Contracts	Outstanding Discounted Receivables Balance
> 0 <= 30	769	7.67%	19,892,788.66 AUD	8.13%	197	8,447,172.83 AUD	572	11,445,615.83 AUD	550	15,381,195.42 AUD	219	4,511,593.24 AUD
> 30 <= 60	79	0.79%	2,072,323.68 AUD	0.85%	27	1,127,132.29 AUD	52	945,191.39 AUD	45	1,362,182.48 AUD	34	710,141.20 AUD
> 60 <= 90	36	0.36%	1,002,340.29 AUD	0.41%	13	528,600.24 AUD	23	473,740.05 AUD	26	852,386.15 AUD	10	149,954.14 AUD
> 90 <= 120	13	0.13%	453,572.79 AUD	0.19%	6	227,429.31 AUD	7	226,143.48 AUD	10	329,820.15 AUD	3	123,752.64 AUD
> 120 <= 150	12	0.12%	337,847.74 AUD	0.14%	5	211,203.99 AUD	7	126,643.75 AUD	7	249,005.09 AUD	5	88,842.65 AUD
> 150 <= 180	5	0.05%	90,900.87 AUD	0.04%	-	- AUD	5	90,900.87 AUD	1	44,272.45 AUD	4	46,628.42 AUD
> 180 <= 210	3	0.03%	112,102.20 AUD	0.05%	2	88,033.08 AUD	1	24,069.12 AUD	1	24,069.12 AUD	2	88,033.08 AUD
> 210 <= 240	2	0.02%	146,463.97 AUD	0.06%	1	130,922.45 AUD	1	15,541.52 AUD	1	15,541.52 AUD	1	130,922.45 AUD
> 240 <= 270	2	0.02%	104,149.74 AUD	0.04%	1	63,220.82 AUD	1	40,928.92 AUD	2	104,149.74 AUD	-	- AUD
> 270 <= 300	1	0.01%	18,512.60 AUD	0.01%	-	- AUD	1	18,512.60 AUD	1	18,512.60 AUD	-	- AUD
> 300 <= 330	1	0.01%	37,846.85 AUD	0.02%	1	37,846.85 AUD	-	- AUD	1	37,846.85 AUD	-	- AUD
> 330 <= 360	-	0.00%	- AUD	0.00%	-	- AUD	-	- AUD	-	- AUD	-	- AUD
> 360	-	0.00%	- AUD	0.00%	-	- AUD	-	- AUD	-	- AUD	-	- AUD
<b>Total</b>	<b>923</b>	<b>9.21%</b>	<b>24,268,849.39 AUD</b>	<b>9.92%</b>	<b>253</b>	<b>10,861,561.86 AUD</b>	<b>670</b>	<b>13,407,287.53 AUD</b>	<b>645</b>	<b>18,418,981.57 AUD</b>	<b>278</b>	<b>5,849,867.82 AUD</b>

### Net Salvage Loss

Net Salvage Loss This Period			
Product Type	Type of Car	Number of Contracts	Net Salvage Loss
Chattel Mortgage	New	2	70,062.95 AUD
	Used	1	3,937.01 AUD
<b>Total Chattel Mortgage</b>		<b>3</b>	<b>73,999.96 AUD</b>
Consumer Loan	New	1	19,990.61 AUD
	Used	-	- AUD
<b>Total Consumer Loan</b>		<b>1</b>	<b>19,990.61 AUD</b>
<b>Total</b>		<b>4</b>	<b>93,990.57 AUD</b>

<b>Cumulative Net Salvage Loss as of the End of the Monthly Period</b>	1,616,497.31 AUD
<b>Outstanding Discounted Receivables Balance at Poolcut</b>	600,025,098.06 AUD
<b>Cumulative Net Loss Ratio</b>	0.26940%

Monthly Period	Per Period		Cumulative Net Salvage Loss	
	Number of Contracts	Net Salvage Loss	Number of Contracts	Net Salvage Loss
11/2021	-	- AUD	-	- AUD
12/2021	-	- AUD	-	- AUD
01/2022	-	- AUD	-	- AUD
02/2022	-	- AUD	-	- AUD
03/2022	-	- AUD	-	- AUD
04/2022	-	- AUD	-	- AUD
05/2022	-	- AUD	-	- AUD
06/2022	-	- AUD	-	- AUD
07/2022	1	23,440.30 AUD	1	23,440.30 AUD
08/2022	4	57,706.41 AUD	5	81,146.71 AUD
09/2022	1	60,349.39 AUD	6	141,496.10 AUD
10/2022	1	5,937.71 AUD	7	147,433.81 AUD
11/2022	2	144,698.53 AUD	9	292,132.34 AUD
12/2022	2	26,228.63 AUD	11	318,360.97 AUD
01/2023	2	25,455.90 AUD	13	343,816.87 AUD
02/2023	3	68,262.70 AUD	16	412,079.57 AUD
03/2023	1	47,352.50 AUD	17	459,432.07 AUD
04/2023	8	153,358.85 AUD	25	612,790.92 AUD
05/2023	6	179,378.47 AUD	31	792,169.39 AUD
06/2023	5	232,890.36 AUD	36	1,025,059.75 AUD
07/2023	8	333,018.77 AUD	44	1,358,078.52 AUD
08/2023	-	- AUD	44	1,358,078.52 AUD
09/2023	3	31,630.96 AUD	47	1,389,709.48 AUD
10/2023	3	132,797.26 AUD	50	1,522,506.74 AUD
11/2023	4	93,990.57 AUD	54	1,616,497.31 AUD
12/2023	-	- AUD	-	- AUD
01/2024	-	- AUD	-	- AUD
02/2024	-	- AUD	-	- AUD
03/2024	-	- AUD	-	- AUD
04/2024	-	- AUD	-	- AUD
05/2024	-	- AUD	-	- AUD
06/2024	-	- AUD	-	- AUD
07/2024	-	- AUD	-	- AUD
08/2024	-	- AUD	-	- AUD
09/2024	-	- AUD	-	- AUD
10/2024	-	- AUD	-	- AUD
11/2024	-	- AUD	-	- AUD
12/2024	-	- AUD	-	- AUD
01/2025	-	- AUD	-	- AUD
02/2025	-	- AUD	-	- AUD
03/2025	-	- AUD	-	- AUD
04/2025	-	- AUD	-	- AUD
05/2025	-	- AUD	-	- AUD
06/2025	-	- AUD	-	- AUD
07/2025	-	- AUD	-	- AUD
08/2025	-	- AUD	-	- AUD
09/2025	-	- AUD	-	- AUD
10/2025	-	- AUD	-	- AUD
11/2025	-	- AUD	-	- AUD
<b>Total</b>	<b>54</b>	<b>1,616,497.31 AUD</b>		



**Net Salvage After Recoveries**

Net Salvaged Contracts						
Product Type	Vehicle Status	Number of Contracts	Gross Salvage Loss	Net Salvage Loss	Recoveries After Net Salvage	Net Salvage Loss After Recoveries
Chattel Mortgage	New	21	1,308,519.79 AUD	746,707.66 AUD	30,805.20 AUD	715,902.46 AUD
	Used	22	775,308.08 AUD	663,486.69 AUD	228,334.48 AUD	435,152.21 AUD
<b>Total Chattel Mortgage</b>		<b>43</b>	<b>2,083,827.87 AUD</b>	<b>1,410,194.35 AUD</b>	<b>259,139.68 AUD</b>	<b>1,151,054.67 AUD</b>
Consumer Loan	New	6	179,125.61 AUD	128,259.78 AUD	64,705.71 AUD	63,554.07 AUD
	Used	5	166,234.00 AUD	78,043.18 AUD	5,952.98 AUD	72,090.20 AUD
<b>Total Consumer Loan</b>		<b>11</b>	<b>345,359.61 AUD</b>	<b>206,302.96 AUD</b>	<b>70,658.69 AUD</b>	<b>135,644.27 AUD</b>
<b>Total</b>		<b>54</b>	<b>2,429,187.48 AUD</b>	<b>1,616,497.31 AUD</b>	<b>329,798.37 AUD</b>	<b>1,286,698.94 AUD</b>

## Prepayments

Period Number	Reporting Period	Unscheduled Payments	Opening Outstanding Discounted Receivables Balance	Periodic CPR	Annualised CPR
0	Poolcut	- AUD	- AUD		
1	11/2021	5,188,258.11 AUD	600,025,098.06 AUD	0.86%	10.03%
2	12/2021	4,579,685.92 AUD	584,284,031.03 AUD	0.78%	8.85%
3	01/2022	2,741,342.02 AUD	568,933,158.93 AUD	0.48%	5.53%
4	02/2022	3,337,851.56 AUD	555,556,298.45 AUD	0.60%	7.56%
5	03/2022	5,445,824.85 AUD	541,478,701.09 AUD	1.01%	11.22%
6	04/2022	4,593,099.08 AUD	524,992,591.30 AUD	0.87%	10.14%
7	05/2022	6,363,116.33 AUD	509,466,787.17 AUD	1.25%	13.76%
8	06/2022	6,297,060.40 AUD	492,432,848.37 AUD	1.28%	14.49%
9	07/2022	5,980,710.84 AUD	475,580,922.30 AUD	1.26%	13.84%
10	08/2022	5,404,312.88 AUD	459,209,842.01 AUD	1.18%	13.01%
11	09/2022	4,751,296.31 AUD	443,615,516.21 AUD	1.07%	12.28%
12	10/2022	4,429,370.71 AUD	428,807,300.51 AUD	1.03%	11.51%
13	11/2022	3,951,482.72 AUD	414,561,296.17 AUD	0.95%	11.00%
14	12/2022	3,173,581.07 AUD	399,393,166.38 AUD	0.79%	8.97%
15	01/2023	3,259,724.76 AUD	385,740,376.49 AUD	0.85%	9.51%
16	02/2023	3,041,283.55 AUD	372,465,449.19 AUD	0.82%	10.14%
17	03/2023	5,189,122.89 AUD	359,589,767.53 AUD	1.44%	15.73%
18	04/2023	2,751,056.77 AUD	344,346,328.06 AUD	0.80%	9.30%
19	05/2023	4,318,938.46 AUD	332,395,481.37 AUD	1.30%	14.27%
20	06/2023	4,323,534.14 AUD	318,787,791.09 AUD	1.36%	15.31%
21	07/2023	3,783,712.22 AUD	305,076,532.83 AUD	1.24%	13.67%
22	08/2023	3,087,662.04 AUD	292,050,711.71 AUD	1.06%	11.76%
23	09/2023	3,722,876.22 AUD	280,413,576.44 AUD	1.33%	15.01%
24	10/2023	3,447,140.76 AUD	268,299,515.69 AUD	1.28%	14.12%
25	11/2023	3,392,275.62 AUD	256,420,228.21 AUD	1.32%	14.96%

The annualised Constant Prepayment Rate (CPR) of the underlying receivables is based upon the most recent periodic CPR. Periodic CPR is equal to the total unscheduled principal received in the most recent period divided by the start of period principal balance. This is then annualised as follows:

$$1 - ((1 - \text{Periodic CPR})^{\text{number of periods in a year}})$$

**Pool Data I**

**Down Payments**

Total Portfolio						Product Type			
Down Payment	Number of Contracts	Percentage of Contracts	Outstanding Discounted Receivables Balance	Percentage of Balance	Down Payment/ Purchase Price in %	Chattel Mortgage		Consumer Loan	
						Number of Contracts	Outstanding Discounted Receivables Balance	Number of Contracts	Outstanding Discounted Receivables Balance
No Down Payment	1,669	16.65%	43,558,863.41 AUD	17.81%	0.00%	1,161	33,335,858.70 AUD	508	10,223,004.71 AUD
0.01 - 10,000.00	5,052	50.40%	111,156,797.44 AUD	45.45%	10.77%	3,042	73,640,665.83 AUD	2,010	37,516,131.61 AUD
10,000.01 - 20,000.00	1,979	19.74%	46,763,696.30 AUD	19.12%	26.37%	1,285	34,211,304.50 AUD	694	12,552,391.80 AUD
20,000.01 - 30,000.00	694	6.92%	18,022,134.39 AUD	7.37%	35.68%	431	13,197,692.97 AUD	263	4,824,441.42 AUD
30,000.01 - 40,000.00	308	3.07%	8,835,660.53 AUD	3.61%	41.48%	204	6,946,362.17 AUD	104	1,889,298.36 AUD
40,000.01 - 50,000.00	142	1.42%	5,607,411.82 AUD	2.29%	42.75%	103	4,624,812.57 AUD	39	982,599.25 AUD
50,000.01 - 60,000.00	71	0.71%	3,133,501.58 AUD	1.28%	44.75%	53	2,727,486.45 AUD	18	406,015.13 AUD
60,000.01 - 70,000.00	41	0.41%	2,361,569.21 AUD	0.97%	46.29%	34	2,270,161.53 AUD	7	91,407.68 AUD
70,000.01 - 80,000.00	19	0.19%	846,561.58 AUD	0.35%	50.16%	14	759,633.14 AUD	5	86,928.44 AUD
80,000.01 - 90,000.00	12	0.12%	699,769.87 AUD	0.29%	50.17%	9	611,016.44 AUD	3	88,753.43 AUD
90,000.01 - 100,000.00	10	0.10%	940,389.11 AUD	0.38%	46.35%	8	850,607.09 AUD	2	89,782.02 AUD
100,000.01 - 110,000.00	7	0.07%	580,620.39 AUD	0.24%	42.43%	7	580,620.39 AUD	-	- AUD
110,000.01 - 120,000.00	5	0.05%	574,147.18 AUD	0.23%	48.81%	5	574,147.18 AUD	-	- AUD
120,000.01 - 130,000.00	3	0.03%	321,003.36 AUD	0.13%	50.90%	2	285,608.69 AUD	1	35,394.67 AUD
130,000.01 - 140,000.00	3	0.03%	389,913.26 AUD	0.16%	44.71%	3	389,913.26 AUD	-	- AUD
140,000.01 - 150,000.00	-	0.00%	- AUD	0.00%	0.00%	-	- AUD	-	- AUD
> 150,000.00	8	0.08%	775,846.45 AUD	0.32%	64.86%	7	700,347.02 AUD	1	75,499.43 AUD
<b>Total</b>	<b>10,023</b>	<b>100.00%</b>	<b>244,567,885.88 AUD</b>	<b>100.00%</b>	<b>19.07%</b>	<b>6,368</b>	<b>175,706,237.93 AUD</b>	<b>3,655</b>	<b>68,861,647.95 AUD</b>

Statistics Down Payments	
Minimum Down Payment	- AUD
Maximum Down Payment	301,000.00 AUD
Weighted Average Down Payment (Customers that made a Down Payment)	15,785.01 AUD
Weighted Average Down Payment	12,973.61 AUD

**Type of Payment**

Total Portfolio				
Type of Payment	Number of Contracts	Percentage of Contracts	Outstanding Discounted Receivables Balance	Percentage of Balance
Direct Debit	9,786	97.64%	238,577,676.58 AUD	97.55%
Other	237	2.36%	5,990,209.30 AUD	2.45%
<b>Total</b>	<b>10,023</b>	<b>100.00%</b>	<b>244,567,885.88 AUD</b>	<b>100.00%</b>

Product Type			
Chattel Mortgage		Consumer Loan	
Number of Contracts	Outstanding Discounted Receivables Balance	Number of Contracts	Outstanding Discounted Receivables Balance
6,202	170,829,520	3,584	67,748,157
166	4,876,718	71	1,113,491
<b>6,368</b>	<b>175,706,237.93 AUD</b>	<b>3,655</b>	<b>68,861,647.95 AUD</b>

**Pool Data I**

**Down Payments**

Total Portfolio						Balloon				Vehicle Status			
Down Payment	Number of Contracts	Percentage of Contracts	Outstanding Discounted Receivables Balance	Percentage of Balance	Down Payment/ Purchase Price in %	Balloon		No Balloon		New		Used	
						Number of Contracts	Outstanding Discounted Receivables Balance	Number of Contracts	Outstanding Discounted Receivables Balance	Number of Contracts	Outstanding Discounted Receivables Balance	Number of Contracts	Outstanding Discounted Receivables Balance
No Down Payment	1,669	16.65%	43,558,863.41 AUD	17.81%	0.00%	590	24,390,473.32 AUD	1,079	19,168,390.09 AUD	1,210	35,711,179.04 AUD	459	7,847,684.37 AUD
0.01 - 10,000.00	5,052	50.40%	111,156,797.44 AUD	45.45%	10.77%	1,352	49,739,668.12 AUD	3,700	61,417,129.32 AUD	3,493	85,957,181.09 AUD	1,559	25,199,616.35 AUD
10,000.01 - 20,000.00	1,979	19.74%	46,763,696.30 AUD	19.12%	26.37%	556	22,300,057.20 AUD	1,423	24,463,639.10 AUD	1,521	37,592,800.56 AUD	458	9,170,895.74 AUD
20,000.01 - 30,000.00	694	6.92%	18,022,134.39 AUD	7.37%	35.68%	207	10,031,367.56 AUD	487	7,990,766.83 AUD	577	15,604,334.87 AUD	117	2,417,799.52 AUD
30,000.01 - 40,000.00	308	3.07%	8,835,660.53 AUD	3.61%	41.48%	86	4,881,070.29 AUD	222	3,954,590.24 AUD	264	7,761,763.99 AUD	44	1,073,896.54 AUD
40,000.01 - 50,000.00	142	1.42%	5,607,411.82 AUD	2.29%	42.75%	50	3,724,677.48 AUD	92	1,882,734.34 AUD	118	4,653,357.31 AUD	24	954,054.51 AUD
50,000.01 - 60,000.00	71	0.71%	3,133,501.58 AUD	1.28%	44.75%	30	2,271,485.68 AUD	41	862,015.90 AUD	66	2,963,007.65 AUD	5	170,493.93 AUD
60,000.01 - 70,000.00	41	0.41%	2,361,569.21 AUD	0.97%	46.29%	20	1,871,775.39 AUD	21	489,793.82 AUD	36	2,001,968.91 AUD	5	359,600.30 AUD
70,000.01 - 80,000.00	19	0.19%	846,561.58 AUD	0.35%	50.16%	7	448,414.68 AUD	12	398,146.90 AUD	19	846,561.58 AUD	-	- AUD
80,000.01 - 90,000.00	12	0.12%	699,769.87 AUD	0.29%	50.17%	5	523,938.56 AUD	7	175,831.31 AUD	11	654,192.38 AUD	1	45,577.49 AUD
90,000.01 - 100,000.00	10	0.10%	940,389.11 AUD	0.38%	46.35%	6	755,273.40 AUD	4	185,115.71 AUD	10	940,389.11 AUD	-	- AUD
100,000.01 - 110,000.00	7	0.07%	580,620.39 AUD	0.24%	42.43%	2	336,191.19 AUD	5	244,429.20 AUD	5	454,316.49 AUD	2	126,303.90 AUD
110,000.01 - 120,000.00	5	0.05%	574,147.18 AUD	0.23%	48.81%	4	548,200.35 AUD	1	25,946.83 AUD	4	469,606.01 AUD	1	104,541.17 AUD
120,000.01 - 130,000.00	3	0.03%	321,003.36 AUD	0.13%	50.90%	2	285,608.69 AUD	1	35,394.67 AUD	2	153,219.81 AUD	1	167,783.55 AUD
130,000.01 - 140,000.00	3	0.03%	389,913.26 AUD	0.16%	44.71%	3	389,913.26 AUD	-	- AUD	3	389,913.26 AUD	-	- AUD
140,000.01 - 150,000.00	-	0.00%	- AUD	0.00%	0.00%	-	- AUD	-	- AUD	-	- AUD	-	- AUD
> 150,000.00	8	0.08%	775,846.45 AUD	0.32%	64.86%	5	652,234.94 AUD	3	123,611.51 AUD	7	770,326.19 AUD	1	5,520.26 AUD
<b>Total</b>	<b>10,023</b>	<b>100.00%</b>	<b>244,567,885.88 AUD</b>	<b>100.00%</b>	<b>19.07%</b>	<b>2,925</b>	<b>123,150,350.11 AUD</b>	<b>7,098</b>	<b>121,417,535.77 AUD</b>	<b>7,346</b>	<b>196,924,118.25 AUD</b>	<b>2,677</b>	<b>47,643,767.63 AUD</b>

Statistics Down Payments	
Minimum Down Payment	- AUD
Maximum Down Payment	301,000.00 AUD
Weighted Average Down Payment (Customers that made a Down Payment)	15,785.01 AUD
Weighted Average Down Payment	12,973.61 AUD

**Type of Payment**

Total Portfolio				
Type of Payment	Number of Contracts	Percentage of Contracts	Outstanding Discounted Receivables Balance	Percentage of Balance
Direct Debit	9,786	97.64%	238,577,676.58 AUD	97.55%
Other	237	2.36%	5,990,209.30 AUD	2.45%
<b>Total</b>	<b>10,023</b>	<b>100.00%</b>	<b>244,567,885.88 AUD</b>	<b>100.00%</b>

Balloon				Vehicle Status			
Balloon		No Balloon		New		Used	
Number of Contracts	Outstanding Discounted Receivables Balance	Number of Contracts	Outstanding Discounted Receivables Balance	Number of Contracts	Outstanding Discounted Receivables Balance	Number of Contracts	Outstanding Discounted Receivables Balance
2,848	119,911,534	6,938	118,666,143	7,188	192,447,779	2,598	46,129,897
77	3,238,816	160	2,751,393	158	4,476,339	79	1,513,870
<b>2,925</b>	<b>123,150,350.11 AUD</b>	<b>7,098</b>	<b>121,417,535.77 AUD</b>	<b>7,346</b>	<b>196,924,118.25 AUD</b>	<b>2,677</b>	<b>47,643,767.63 AUD</b>

## Pool Data II

### Distribution of Contracts and Vehicles per Borrower

Number of Contracts Per Borrower	Number of Customers	Percentage of Customers	Number of Contracts	Percentage of Contracts	Outstanding Discounted Receivables Balance	Percentage of Balance
1	11,879	99.24%	9,877	98.35%	291,902,604.94 AUD	98.44%
2	87	0.73%	154	1.53%	4,454,349.50 AUD	1.50%
3	4	0.03%	12	0.12%	177,925.61 AUD	0.06%
4	-	0.00%	-	0.00%	- AUD	0.00%
5	-	0.00%	-	0.00%	- AUD	0.00%
6 - 10	-	0.00%	-	0.00%	- AUD	0.00%
> 10	-	0.00%	-	0.00%	- AUD	0.00%
<b>Total</b>	<b>11,970</b>	<b>100.00%</b>	<b>10,043</b>	<b>100.00%</b>	<b>296,534,880.05 AUD</b>	<b>100.00%</b>

### Top 20 Borrower

Ranking	Outstanding Discounted Receivables Balance	Percentage of Overall Balance	Number of Contracts
1	328,371.28 AUD	0.13427 %	1
2	328,371.28 AUD	0.13427 %	1
3	307,702.97 AUD	0.12581 %	1
4	304,830.88 AUD	0.12464 %	1
5	299,842.61 AUD	0.12260 %	1
6	299,842.61 AUD	0.12260 %	1
7	260,030.20 AUD	0.10632 %	1
8	249,548.44 AUD	0.10204 %	1
9	222,927.89 AUD	0.09115 %	1
10	222,432.09 AUD	0.09095 %	1
11	222,123.30 AUD	0.09082 %	1
12	218,198.11 AUD	0.08922 %	1
13	213,549.83 AUD	0.08732 %	1
14	207,561.76 AUD	0.08487 %	1
15	204,141.55 AUD	0.08347 %	1
16	186,321.28 AUD	0.07618 %	1
17	179,329.82 AUD	0.07333 %	1
18	179,304.33 AUD	0.07331 %	1
19	176,560.62 AUD	0.07219 %	2
20	176,205.67 AUD	0.07205 %	1
	<b>4,787,196.52 AUD</b>	<b>1.95741 %</b>	<b>21</b>

**Pool Data III**

**Distribution by Outstanding Discounted Receivables Balance**

Total Portfolio					Product Type			
Distribution by Outstanding Discounted Receivables Balance	Number of Contracts	Percentage of Contracts	Outstanding Discounted Receivables Balance	Percentage of Balance	Chattel Mortgage		Consumer Loan	
					Number of Contracts	Outstanding Discounted Receivables Balance	Number of Contracts	Outstanding Discounted Receivables Balance
0.00 - 10,000.00	1,993	19.88%	12,063,786.90 AUD	4.93%	1,044	6,348,875.32 AUD	949	5,714,911.58 AUD
10,000.01 - 20,000.00	3,230	32.23%	48,049,088.03 AUD	19.65%	1,831	27,448,698.58 AUD	1,399	20,600,389.45 AUD
20,000.01 - 30,000.00	2,225	22.20%	54,721,199.26 AUD	22.37%	1,480	36,406,842.91 AUD	745	18,314,356.35 AUD
30,000.01 - 40,000.00	1,177	11.74%	40,541,959.95 AUD	16.58%	856	29,583,000.42 AUD	321	10,958,959.53 AUD
40,000.01 - 50,000.00	569	5.68%	25,289,893.72 AUD	10.34%	440	19,618,028.33 AUD	129	5,671,865.39 AUD
50,000.01 - 60,000.00	271	2.70%	14,816,598.14 AUD	6.06%	224	12,273,715.58 AUD	47	2,542,882.56 AUD
60,000.01 - 70,000.00	183	1.83%	11,791,846.17 AUD	4.82%	162	10,466,325.68 AUD	21	1,325,520.49 AUD
70,000.01 - 80,000.00	135	1.35%	10,052,008.93 AUD	4.11%	112	8,363,969.36 AUD	23	1,688,039.57 AUD
80,000.01 - 90,000.00	69	0.69%	5,868,825.86 AUD	2.40%	54	4,615,427.28 AUD	15	1,253,398.58 AUD
90,000.01 - 100,000.00	58	0.58%	5,510,059.41 AUD	2.25%	56	5,320,492.82 AUD	2	189,566.59 AUD
100,000.01 - 110,000.00	37	0.37%	3,850,273.91 AUD	1.57%	35	3,638,271.55 AUD	2	212,002.36 AUD
110,000.01 - 120,000.00	19	0.19%	2,198,804.72 AUD	0.90%	19	2,198,804.72 AUD	-	- AUD
120,000.01 - 130,000.00	8	0.08%	991,511.03 AUD	0.41%	8	991,511.03 AUD	-	- AUD
130,000.01 - 140,000.00	8	0.08%	1,070,387.25 AUD	0.44%	8	1,070,387.25 AUD	-	- AUD
140,000.01 - 150,000.00	8	0.08%	1,164,816.98 AUD	0.48%	8	1,164,816.98 AUD	-	- AUD
> 150,000.00	33	0.33%	6,586,825.62 AUD	2.69%	31	6,197,070.12 AUD	2	389,755.50 AUD
<b>Total</b>	<b>10,023</b>	<b>100.00%</b>	<b>244,567,885.88 AUD</b>	<b>100.00%</b>	<b>6,368</b>	<b>175,706,237.93 AUD</b>	<b>3,655</b>	<b>68,861,647.95 AUD</b>

Statistics Outstanding Discounted Receivables Balance	
Minimum Outstanding Discounted Receivables Balance	- AUD
Maximum Outstanding Discounted Receivables Balance	328,371.28 AUD
Average Outstanding Discounted Receivables Balance	24,400.67 AUD

**Distribution by Original Balance**

Total Portfolio					Product Type			
Distribution by Original Balance	Number of Contracts	Percentage of Contracts	Outstanding Discounted Receivables Balance	Percentage of Balance	Chattel Mortgage		Consumer Loan	
					Number of Contracts	Outstanding Discounted Receivables Balance	Number of Contracts	Outstanding Discounted Receivables Balance
0.00 - 10,000.00	40	0.40%	91,634.63 AUD	0.04%	11	20,814.75 AUD	29	70,819.88 AUD
10,000.01 - 20,000.00	828	8.26%	5,375,460.53 AUD	2.20%	361	2,364,448.45 AUD	467	3,011,012.08 AUD
20,000.01 - 30,000.00	2,010	20.05%	22,589,657.76 AUD	9.24%	1,020	11,334,405.45 AUD	990	11,255,252.31 AUD
30,000.01 - 40,000.00	2,089	20.84%	34,998,631.34 AUD	14.31%	1,217	20,251,499.16 AUD	872	14,747,132.18 AUD
40,000.01 - 50,000.00	1,637	16.33%	37,183,368.73 AUD	15.20%	1,082	24,509,281.64 AUD	555	12,674,087.09 AUD
50,000.01 - 60,000.00	1,247	12.44%	34,249,337.70 AUD	14.00%	920	25,057,909.04 AUD	327	9,191,428.66 AUD
60,000.01 - 70,000.00	814	8.12%	26,482,447.45 AUD	10.83%	595	19,190,443.57 AUD	219	7,292,003.88 AUD
70,000.01 - 80,000.00	412	4.11%	16,560,712.89 AUD	6.77%	335	13,462,970.79 AUD	77	3,097,742.10 AUD
80,000.01 - 90,000.00	240	2.39%	11,761,444.00 AUD	4.81%	204	10,002,802.19 AUD	36	1,758,641.81 AUD
90,000.01 - 100,000.00	160	1.60%	8,846,164.74 AUD	3.62%	141	7,818,278.68 AUD	19	1,027,886.06 AUD
100,000.01 - 110,000.00	171	1.71%	10,718,037.89 AUD	4.38%	149	9,347,035.67 AUD	22	1,371,002.22 AUD
110,000.01 - 120,000.00	80	0.80%	5,584,625.68 AUD	2.28%	71	4,964,404.36 AUD	9	620,221.32 AUD
120,000.01 - 130,000.00	78	0.78%	6,032,473.65 AUD	2.47%	59	4,646,679.47 AUD	19	1,385,794.18 AUD
130,000.01 - 140,000.00	54	0.54%	4,611,757.16 AUD	1.89%	48	4,121,620.59 AUD	6	490,136.57 AUD
140,000.01 - 150,000.00	38	0.38%	3,368,538.24 AUD	1.38%	36	3,189,280.15 AUD	2	179,258.09 AUD
> 150,000.00	125	1.25%	16,113,593.49 AUD	6.59%	119	15,424,363.97 AUD	6	689,229.52 AUD
<b>Total</b>	<b>10,023</b>	<b>100.00%</b>	<b>244,567,885.88 AUD</b>	<b>100.00%</b>	<b>6,368</b>	<b>175,706,237.93 AUD</b>	<b>3,655</b>	<b>68,861,647.95 AUD</b>

Statistics	
Minimum Original Balance	5,898.00 AUD
Maximum Original Balance	471,296.41 AUD
Weighted Average Original Receivables Balance (by ODRB)	71,558.63 AUD



**Pool Data IV**

**Interest Rate paid by the Receivable Debtor**

Interest Rate paid by the Receivable Debtor	Total Portfolio				Product Type			
	Number of Contracts	Percentage of Contracts	Outstanding Discounted Receivables Balance	Percentage of Balance	Chattel Mortgage		Consumer Loan	
					Number of Contracts	Outstanding Discounted Receivables Balance	Number of Contracts	Outstanding Discounted Receivables Balance
0.00%	-	0.00%	- AUD	0.00%	-	- AUD	-	- AUD
0.01% - 1.00%	-	0.00%	- AUD	0.00%	-	- AUD	-	- AUD
1.01% - 2.00%	462	4.61%	8,108,312.19 AUD	3.32%	280	5,236,114.32 AUD	182	2,872,197.87 AUD
2.01% - 3.00%	659	6.57%	21,322,120.74 AUD	8.72%	453	17,967,189.70 AUD	206	3,354,931.04 AUD
3.01% - 4.00%	930	9.28%	30,401,602.16 AUD	12.43%	923	30,221,773.79 AUD	7	179,828.37 AUD
4.01% - 5.00%	1,076	10.74%	32,264,931.38 AUD	13.19%	876	27,519,912.68 AUD	200	4,745,018.70 AUD
5.01% - 6.00%	1,408	14.05%	37,802,707.30 AUD	15.46%	911	27,142,383.74 AUD	497	10,660,323.56 AUD
6.01% - 7.00%	1,815	18.11%	40,597,112.03 AUD	16.60%	800	21,600,989.40 AUD	1,015	18,996,122.63 AUD
7.01% - 8.00%	1,439	14.36%	29,066,002.31 AUD	11.88%	516	12,900,968.73 AUD	923	16,165,033.58 AUD
8.01% - 9.00%	1,430	14.27%	30,049,833.00 AUD	12.29%	990	21,799,730.06 AUD	440	8,250,102.94 AUD
9.01% - 10.00%	641	6.40%	12,305,458.37 AUD	5.03%	516	9,777,619.26 AUD	125	2,527,839.11 AUD
10.01% - 11.00%	137	1.37%	2,298,336.47 AUD	0.94%	98	1,495,196.56 AUD	39	803,139.91 AUD
11.01% - 12.00%	14	0.14%	233,575.72 AUD	0.10%	5	44,359.69 AUD	9	189,216.03 AUD
12.01% - 13.00%	4	0.04%	30,612.73 AUD	0.01%	-	- AUD	4	30,612.73 AUD
13.01% - 14.00%	5	0.05%	59,484.57 AUD	0.02%	-	- AUD	5	59,484.57 AUD
14.01% - 15.00%	3	0.03%	27,796.91 AUD	0.01%	-	- AUD	3	27,796.91 AUD
15.01% - 16.00%	-	0.00%	- AUD	0.00%	-	- AUD	-	- AUD
> 16.00%	-	0.00%	- AUD	0.00%	-	- AUD	-	- AUD
<b>Total</b>	<b>10,023</b>	<b>100.00%</b>	<b>244,567,885.88 AUD</b>	<b>100.00%</b>	<b>6,368</b>	<b>175,706,237.93 AUD</b>	<b>3,655</b>	<b>68,861,647.95 AUD</b>

Statistics Interest Rate	
Minimum Interest Rate Debtor	1.40%
Maximum Interest Rate Debtor	14.99%
Weighted Average Interest Rate Debtor	5.91%



Pool Data IV

Interest Rate paid by the Receivable Debtor

Total Portfolio					Balloon				Vehicle Status			
Interest Rate paid by the Receivable Debtor	Number of Contracts	Percentage of Contracts	Outstanding Discounted Receivables Balance	Percentage of Balance	Balloon		No Balloon		New		Used	
					Number of Contracts	Outstanding Discounted Receivables Balance	Number of Contracts	Outstanding Discounted Receivables Balance	Number of Contracts	Outstanding Discounted Receivables Balance	Number of Contracts	Outstanding Discounted Receivables Balance
0.00%	-	0.00%	- AUD	0.00%	-	- AUD	-	- AUD	-	- AUD	-	- AUD
0.01% - 1.00%	-	0.00%	- AUD	0.00%	-	- AUD	-	- AUD	-	- AUD	-	- AUD
1.01% - 2.00%	462	4.61%	8,108,312.19 AUD	3.32%	146	4,686,346.92 AUD	316	3,421,965.27 AUD	462	8,108,312.19 AUD	-	- AUD
2.01% - 3.00%	659	6.57%	21,322,120.74 AUD	8.72%	303	15,179,160.43 AUD	356	6,142,960.31 AUD	659	21,322,120.74 AUD	-	- AUD
3.01% - 4.00%	930	9.28%	30,401,602.16 AUD	12.43%	426	20,758,036.43 AUD	504	9,643,565.73 AUD	870	28,754,302.98 AUD	60	1,647,299.18 AUD
4.01% - 5.00%	1,076	10.74%	32,264,931.38 AUD	13.19%	458	20,243,600.68 AUD	618	12,021,330.70 AUD	875	27,313,065.73 AUD	201	4,951,865.65 AUD
5.01% - 6.00%	1,408	14.05%	37,802,707.30 AUD	15.46%	502	21,779,730.06 AUD	906	16,022,977.24 AUD	1,118	31,885,443.66 AUD	290	5,917,263.64 AUD
6.01% - 7.00%	1,815	18.11%	40,597,112.03 AUD	16.60%	469	18,137,581.24 AUD	1,346	22,459,530.79 AUD	1,344	32,141,215.06 AUD	471	8,455,896.97 AUD
7.01% - 8.00%	1,439	14.36%	29,066,002.31 AUD	11.88%	278	10,019,242.75 AUD	1,161	19,046,759.56 AUD	823	19,143,496.91 AUD	616	9,922,505.40 AUD
8.01% - 9.00%	1,430	14.27%	30,049,833.00 AUD	12.29%	249	9,112,627.31 AUD	1,181	20,937,205.69 AUD	919	21,985,863.64 AUD	511	8,063,969.36 AUD
9.01% - 10.00%	641	6.40%	12,305,458.37 AUD	5.03%	85	2,995,156.14 AUD	556	9,310,302.23 AUD	249	5,769,553.42 AUD	392	6,535,904.95 AUD
10.01% - 11.00%	137	1.37%	2,298,336.47 AUD	0.94%	7	194,600.24 AUD	130	2,103,736.23 AUD	18	422,182.18 AUD	119	1,876,154.29 AUD
11.01% - 12.00%	14	0.14%	233,575.72 AUD	0.10%	1	22,866.10 AUD	13	210,709.62 AUD	4	38,141.24 AUD	10	195,434.48 AUD
12.01% - 13.00%	4	0.04%	30,612.73 AUD	0.01%	-	- AUD	4	30,612.73 AUD	1	- AUD	3	30,612.73 AUD
13.01% - 14.00%	5	0.05%	59,484.57 AUD	0.02%	1	21,401.81 AUD	4	38,082.76 AUD	3	34,942.20 AUD	2	24,542.37 AUD
14.01% - 15.00%	3	0.03%	27,796.91 AUD	0.01%	-	- AUD	3	27,796.91 AUD	1	5,478.30 AUD	2	22,318.61 AUD
15.01% - 16.00%	-	0.00%	- AUD	0.00%	-	- AUD	-	- AUD	-	- AUD	-	- AUD
> 16.00%	-	0.00%	- AUD	0.00%	-	- AUD	-	- AUD	-	- AUD	-	- AUD
<b>Total</b>	<b>10,023</b>	<b>100.00%</b>	<b>244,567,885.88 AUD</b>	<b>100.00%</b>	<b>2,925</b>	<b>123,150,350.11 AUD</b>	<b>7,098</b>	<b>121,417,535.77 AUD</b>	<b>7,346</b>	<b>196,924,118.25 AUD</b>	<b>2,677</b>	<b>47,643,767.63 AUD</b>

Statistics Interest Rate		
Minimum Interest Rate Debtor		1.40%
Maximum Interest Rate Debtor		14.99%
Weighted Average Interest Rate Debtor		5.91%

**Pool Data V**

**Original Term**

Total Portfolio					Product Type			
Length of Original Term (months)	Number of Contracts	Percentage of Contracts	Outstanding Discounted Receivables Balance	Percentage of Balance	Chattel Mortgage		Consumer Loan	
					Number of Contracts	Outstanding Discounted Receivables Balance	Number of Contracts	Outstanding Discounted Receivables Balance
0 - 11	-	0.00%	- AUD	0.00%	-	- AUD	-	- AUD
12 - 23	-	0.00%	- AUD	0.00%	-	- AUD	-	- AUD
24 - 35	13	0.13%	42,178.46 AUD	0.02%	11	39,922.04 AUD	2	2,256.42 AUD
36 - 47	891	8.89%	10,117,173.57 AUD	4.14%	648	8,451,509.86 AUD	243	1,665,663.71 AUD
48 - 59	1,575	15.71%	31,284,589.87 AUD	12.79%	1,036	23,574,670.95 AUD	539	7,709,918.92 AUD
60 - 71	7,059	70.43%	190,533,669.23 AUD	77.91%	4,673	143,640,135.08 AUD	2,386	46,893,534.15 AUD
> 71	485	4.84%	12,590,274.75 AUD	5.15%	-	- AUD	485	12,590,274.75 AUD
<b>Total</b>	<b>10,023</b>	<b>100.00%</b>	<b>244,567,885.88 AUD</b>	<b>100.00%</b>	<b>6,368</b>	<b>175,706,237.93 AUD</b>	<b>3,655</b>	<b>68,861,647.95 AUD</b>

Statistics Original Term	
Minimum Original Term in months	24
Maximum Original Term in months	84
Weighted Average Original Term month (by ODRB)	58.70

**Remaining Term**

Total Portfolio					Product Type			
Length of Remaining Term (months)	Number of Contracts	Percentage of Contracts	Outstanding Discounted Receivables Balance	Percentage of Balance	Chattel Mortgage		Consumer Loan	
					Number of Contracts	Outstanding Discounted Receivables Balance	Number of Contracts	Outstanding Discounted Receivables Balance
0 - 11	1,460	14.57%	16,792,978.88 AUD	6.87%	981	13,322,721.01 AUD	479	3,470,257.87 AUD
12 - 23	2,887	28.80%	59,452,245.42 AUD	24.31%	1,891	43,946,587.03 AUD	996	15,505,658.39 AUD
24 - 35	5,196	51.84%	154,198,393.85 AUD	63.05%	3,454	116,667,359.91 AUD	1,742	37,531,033.94 AUD
36 - 47	188	1.88%	5,388,566.69 AUD	2.20%	41	1,728,641.06 AUD	147	3,659,925.63 AUD
48 - 59	288	2.87%	8,554,867.83 AUD	3.50%	1	40,928.92 AUD	287	8,513,938.91 AUD
60 - 71	4	0.04%	180,833.21 AUD	0.07%	-	- AUD	4	180,833.21 AUD
> 71	-	0.00%	- AUD	0.00%	-	- AUD	-	- AUD
<b>Total</b>	<b>10,023</b>	<b>100.00%</b>	<b>244,567,885.88 AUD</b>	<b>100.00%</b>	<b>6,368</b>	<b>175,706,237.93 AUD</b>	<b>3,655</b>	<b>68,861,647.95 AUD</b>

Statistics Remaining Term	
Minimum Remaining Term in months	0
Maximum Remaining Term in months	65
Weighted Average Remaining Term in months (by ODRB)	26.55

**Distribution by Seasoning**

Total Portfolio					Product Type			
Seasoning (months)	Number of Contracts	Percentage of Contracts	Outstanding Discounted Receivables Balance	Percentage of Balance	Chattel Mortgage		Consumer Loan	
					Number of Contracts	Outstanding Discounted Receivables Balance	Number of Contracts	Outstanding Discounted Receivables Balance
0 - 11	1	0.01%	40,928.92 AUD	0.02%	1	40,928.92 AUD	-	- AUD
12 - 23	50	0.50%	1,806,295.10 AUD	0.74%	38	1,473,170.40 AUD	12	333,124.70 AUD
24 - 35	7,040	70.24%	188,086,570.06 AUD	76.91%	4,582	137,005,252.30 AUD	2,458	51,081,317.76 AUD
36 - 47	2,738	27.32%	52,755,062.16 AUD	21.57%	1,674	36,139,568.92 AUD	1,064	16,615,493.24 AUD
48 - 59	150	1.50%	1,641,954.38 AUD	0.67%	70	1,047,317.39 AUD	80	594,636.99 AUD
60 - 71	25	0.25%	149,923.83 AUD	0.06%	3	- AUD	22	149,923.83 AUD
> 71	19	0.19%	87,151.43 AUD	0.04%	-	- AUD	19	87,151.43 AUD
<b>Total</b>	<b>10,023</b>	<b>100.00%</b>	<b>244,567,885.88 AUD</b>	<b>100.00%</b>	<b>6,368</b>	<b>175,706,237.93 AUD</b>	<b>3,655</b>	<b>68,861,647.95 AUD</b>

Statistics Seasoning	
Minimum Seasoning in months	10
Maximum Seasoning in months	79
Weighted Average Seasoning Term in months (by ODRB)	32.20

**Pool Data V**

**Original Term**

Total Portfolio					Balloon				Vehicle Status			
Length of Original Term (months)	Number of Contracts	Percentage of Contracts	Outstanding Discounted Receivables Balance	Percentage of Balance	Balloon		No Balloon		New		Used	
					Number of Contracts	Outstanding Discounted Receivables Balance	Number of Contracts	Outstanding Discounted Receivables Balance	Number of Contracts	Outstanding Discounted Receivables Balance	Number of Contracts	Outstanding Discounted Receivables Balance
0 - 11	-	0.00%	- AUD	0.00%	-	- AUD	-	- AUD	-	- AUD	-	- AUD
12 - 23	-	0.00%	- AUD	0.00%	-	- AUD	-	- AUD	-	- AUD	-	- AUD
24 - 35	13	0.13%	42,178.46 AUD	0.02%	-	- AUD	13	42,178.46 AUD	1	2,853.50 AUD	12	39,324.96 AUD
36 - 47	891	8.89%	10,117,173.57 AUD	4.14%	186	5,786,346.07 AUD	705	4,330,827.50 AUD	635	8,625,304.58 AUD	256	1,491,868.99 AUD
48 - 59	1,575	15.71%	31,284,589.87 AUD	12.79%	488	17,853,503.00 AUD	1,087	13,431,086.87 AUD	1,287	28,335,661.61 AUD	288	2,948,928.26 AUD
60 - 71	7,059	70.43%	190,533,669.23 AUD	77.91%	2,251	99,510,501.04 AUD	4,808	91,023,168.19 AUD	5,094	151,279,020.55 AUD	1,965	39,254,648.68 AUD
> 71	485	4.84%	12,590,274.75 AUD	5.15%	-	- AUD	485	12,590,274.75 AUD	329	8,681,278.01 AUD	156	3,908,996.74 AUD
<b>Total</b>	<b>10,023</b>	<b>100.00%</b>	<b>244,567,885.88 AUD</b>	<b>100.00%</b>	<b>2,925</b>	<b>123,150,350.11 AUD</b>	<b>7,098</b>	<b>121,417,535.77 AUD</b>	<b>7,346</b>	<b>196,924,118.25 AUD</b>	<b>2,677</b>	<b>47,643,767.63 AUD</b>

Statistics Original Term	
Minimum Original Term in months	24
Maximum Original Term in months	84
Weighted Average Original Term month (by ODRB)	58.70

**Remaining Term**

Total Portfolio					Balloon				Vehicle Status			
Length of Remaining Term (months)	Number of Contracts	Percentage of Contracts	Outstanding Discounted Receivables Balance	Percentage of Balance	Balloon		No Balloon		New		Used	
					Number of Contracts	Outstanding Discounted Receivables Balance	Number of Contracts	Outstanding Discounted Receivables Balance	Number of Contracts	Outstanding Discounted Receivables Balance	Number of Contracts	Outstanding Discounted Receivables Balance
0 - 11	1,460	14.57%	16,792,978.88 AUD	6.87%	351	10,394,111.31 AUD	1,109	6,398,867.57 AUD	1,085	14,723,190.79 AUD	375	2,069,788.09 AUD
12 - 23	2,887	28.80%	59,452,245.42 AUD	24.31%	862	31,718,348.13 AUD	2,025	27,733,897.29 AUD	2,117	49,511,607.66 AUD	770	9,940,637.76 AUD
24 - 35	5,196	51.84%	154,198,393.85 AUD	63.05%	1,692	80,006,195.92 AUD	3,504	74,192,197.93 AUD	3,823	122,990,676.13 AUD	1,373	31,207,717.72 AUD
36 - 47	188	1.88%	5,388,566.69 AUD	2.20%	20	1,031,694.75 AUD	168	4,356,871.94 AUD	114	3,464,094.30 AUD	74	1,924,472.39 AUD
48 - 59	288	2.87%	8,554,867.83 AUD	3.50%	-	- AUD	288	8,554,867.83 AUD	205	6,160,299.23 AUD	83	2,394,568.60 AUD
60 - 71	4	0.04%	180,833.21 AUD	0.07%	-	- AUD	4	180,833.21 AUD	2	74,250.14 AUD	2	106,583.07 AUD
> 71	-	0.00%	- AUD	0.00%	-	- AUD	-	- AUD	-	- AUD	-	- AUD
<b>Total</b>	<b>10,023</b>	<b>100.00%</b>	<b>244,567,885.88 AUD</b>	<b>100.00%</b>	<b>2,925</b>	<b>123,150,350.11 AUD</b>	<b>7,098</b>	<b>121,417,535.77 AUD</b>	<b>7,346</b>	<b>196,924,118.25 AUD</b>	<b>2,677</b>	<b>47,643,767.63 AUD</b>

Statistics Remaining Term	
Minimum Remaining Term in months	0
Maximum Remaining Term in months	65
Weighted Average Remaining Term in months (by ODRB)	26.55

**Distribution by Seasoning**

Total Portfolio					Balloon				Vehicle Status			
Seasoning (months)	Number of Contracts	Percentage of Contracts	Outstanding Discounted Receivables Balance	Percentage of Balance	Balloon		No Balloon		New		Used	
					Number of Contracts	Outstanding Discounted Receivables Balance	Number of Contracts	Outstanding Discounted Receivables Balance	Number of Contracts	Outstanding Discounted Receivables Balance	Number of Contracts	Outstanding Discounted Receivables Balance
0 - 11	1	0.01%	40,928.92 AUD	0.02%	-	- AUD	1	40,928.92 AUD	1	40,928.92 AUD	-	- AUD
12 - 23	50	0.50%	1,806,295.10 AUD	0.74%	17	899,082.14 AUD	33	907,212.96 AUD	26	1,145,260.33 AUD	24	661,034.77 AUD
24 - 35	7,040	70.24%	188,086,570.06 AUD	76.91%	2,098	94,390,808.92 AUD	4,942	93,695,761.14 AUD	5,222	152,125,895.10 AUD	1,818	35,960,674.96 AUD
36 - 47	2,738	27.32%	52,755,062.16 AUD	21.57%	772	26,903,793.89 AUD	1,966	25,851,268.27 AUD	1,969	42,147,273.30 AUD	769	10,607,788.86 AUD
48 - 59	150	1.50%	1,641,954.38 AUD	0.67%	38	956,665.16 AUD	112	685,289.22 AUD	99	1,295,992.51 AUD	51	345,961.87 AUD
60 - 71	25	0.25%	149,923.83 AUD	0.06%	-	- AUD	25	149,923.83 AUD	18	118,406.33 AUD	7	31,517.50 AUD
> 71	19	0.19%	87,151.43 AUD	0.04%	-	- AUD	19	87,151.43 AUD	11	50,361.76 AUD	8	36,789.67 AUD
<b>Total</b>	<b>10,023</b>	<b>100.00%</b>	<b>244,567,885.88 AUD</b>	<b>100.00%</b>	<b>2,925</b>	<b>123,150,350.11 AUD</b>	<b>7,098</b>	<b>121,417,535.77 AUD</b>	<b>7,346</b>	<b>196,924,118.25 AUD</b>	<b>2,677</b>	<b>47,643,767.63 AUD</b>

Statistics Seasoning	
Minimum Seasoning in months	10
Maximum Seasoning in months	79
Weighted Average Seasoning Term in months (by ODRB)	32.20

Pool Data VI

Product Type

Total Portfolio					Balloon				Vehicle Status			
Product Type	Number of Contracts	Percentage of Contracts	Outstanding Discounted Receivables Balance	Percentage of Balance	Balloon		No Balloon		New		Used	
					Number of Contracts	Outstanding Discounted Receivables Balance	Number of Contracts	Outstanding Discounted Receivables Balance	Number of Contracts	Outstanding Discounted Receivables Balance	Number of Contracts	Outstanding Discounted Receivables Balance
Chattel Mortgage	6,368	63.53%	175,706,237.93 AUD	71.84%	2,326	103,054,204.54 AUD	4,042	72,652,033.39 AUD	4,850	145,202,039.80 AUD	1,518	30,504,198.13 AUD
Consumer Loan	3,655	36.47%	68,861,647.95 AUD	28.16%	599	20,096,145.57 AUD	3,056	48,765,502.38 AUD	2,496	51,722,078.45 AUD	1,159	17,139,569.50 AUD
<b>Total</b>	<b>10,023</b>	<b>100.00%</b>	<b>244,567,885.88 AUD</b>	<b>100.00%</b>	<b>2,925</b>	<b>123,150,350.11 AUD</b>	<b>7,098</b>	<b>121,417,535.77 AUD</b>	<b>7,346</b>	<b>196,924,118.25 AUD</b>	<b>2,677</b>	<b>47,643,767.63 AUD</b>

Vehicle Status

Total Portfolio					Product Type			
Type of Car	Number of Contracts	Percentage of Contracts	Outstanding Discounted Receivables Balance	Percentage of Balance	Chattel Mortgage		Consumer Loan	
					Number of Contracts	Outstanding Discounted Receivables Balance	Number of Contracts	Outstanding Discounted Receivables Balance
New Vehicles	7,346	73.29%	196,924,118.25 AUD	80.52%	4,850	145,202,039.80 AUD	2,496	51,722,078.45 AUD
Used Vehicles	2,677	26.71%	47,643,767.63 AUD	19.48%	1,518	30,504,198.13 AUD	1,159	17,139,569.50 AUD
<b>Total</b>	<b>10,023</b>	<b>100.00%</b>	<b>244,567,885.88 AUD</b>	<b>100.00%</b>	<b>6,368</b>	<b>175,706,237.93 AUD</b>	<b>3,655</b>	<b>68,861,647.95 AUD</b>

Balloon

Total Portfolio				
Balloon	Number of Contracts	Percentage of Contracts	Outstanding Discounted Receivables Balance	Percentage of Balance
Balloon	2,925	29.18%	123,150,350.11 AUD	50.35%
No Balloon	7,098	70.82%	121,417,535.77 AUD	49.65%
<b>Total</b>	<b>10,023</b>	<b>100.00%</b>	<b>244,567,885.88 AUD</b>	<b>100.00%</b>

Pool Data VII

Distribution by Vehicle Brand and Models

Total Portfolio						Product Type				
Make	Model	Number of Contracts	Percentage of Contracts	Outstanding Discounted Receivables Balance	Percentage of Balance	Chattel Mortgage		Consumer Loan		
						Number of Contracts	Outstanding Discounted Receivables Balance	Number of Contracts	Outstanding Discounted Receivables Balance	
<b>Volkswagen Group Vehicles</b>										
AUDI	A1	38	0.38%	609,470.92 AUD	0.25%	18	273,820.93 AUD	20	335,649.99 AUD	
	A3	183	1.83%	4,697,093.47 AUD	1.92%	79	2,351,294.98 AUD	104	2,345,798.49 AUD	
	A4	88	0.88%	2,303,848.83 AUD	0.94%	53	1,632,951.84 AUD	35	670,896.99 AUD	
	A5	55	0.55%	1,936,595.14 AUD	0.79%	39	1,480,930.66 AUD	16	455,664.48 AUD	
	A6	22	0.22%	823,359.15 AUD	0.34%	15	697,705.11 AUD	7	125,654.04 AUD	
	A7	8	0.08%	577,686.71 AUD	0.24%	8	577,686.71 AUD	-	- AUD	
	A8	1	0.01%	25,093.82 AUD	0.01%	1	25,093.82 AUD	-	- AUD	
	E-TRON	5	0.05%	408,401.96 AUD	0.17%	4	347,242.86 AUD	1	61,159.10 AUD	
	Q2	72	0.72%	1,457,326.49 AUD	0.60%	28	653,769.26 AUD	44	803,557.23 AUD	
	Q3	202	2.02%	5,467,565.09 AUD	2.24%	114	3,366,713.51 AUD	88	2,100,851.58 AUD	
	Q5	217	2.17%	7,428,033.95 AUD	3.04%	150	5,281,595.95 AUD	67	2,146,438.00 AUD	
	Q7	172	1.72%	8,616,783.71 AUD	3.52%	137	7,125,506.11 AUD	35	1,491,277.60 AUD	
	Q8	15	0.15%	986,379.21 AUD	0.40%	13	911,717.30 AUD	2	74,661.91 AUD	
	R8	5	0.05%	676,425.57 AUD	0.28%	5	676,425.57 AUD	-	- AUD	
	TT	4	0.04%	75,523.33 AUD	0.03%	2	42,637.85 AUD	2	32,885.48 AUD	
	<b>SubTotal</b>	<b>1,087</b>	<b>10.85%</b>	<b>36,089,587.35 AUD</b>	<b>14.76%</b>	<b>666</b>	<b>25,445,092.46 AUD</b>	<b>421</b>	<b>10,644,494.89 AUD</b>	
BENTLEY	BENTAYGA	2	0.02%	427,813.75 AUD	0.17%	2	427,813.75 AUD	-	- AUD	
	CONTINENTAL	2	0.02%	261,015.01 AUD	0.11%	2	261,015.01 AUD	-	- AUD	
	<b>SubTotal</b>	<b>4</b>	<b>0.04%</b>	<b>688,828.76 AUD</b>	<b>0.28%</b>	<b>4</b>	<b>688,828.76 AUD</b>	<b>-</b>	<b>- AUD</b>	
LAMBORGHINI	AVENTADOR	-	0.00%	- AUD	0.00%	-	- AUD	-	- AUD	
	HURACAN	-	0.00%	- AUD	0.00%	-	- AUD	-	- AUD	
	URUS	2	0.02%	513,392.44 AUD	0.21%	1	299,842.61 AUD	1	213,549.83 AUD	
	<b>SubTotal</b>	<b>2</b>	<b>0.02%</b>	<b>513,392.44 AUD</b>	<b>0.21%</b>	<b>1</b>	<b>299,842.61 AUD</b>	<b>1</b>	<b>213,549.83 AUD</b>	
PORSCHE	BOXSTER	7	0.07%	680,394.09 AUD	0.28%	7	680,394.09 AUD	-	- AUD	
	CARRERA / 911	17	0.17%	2,851,912.16 AUD	1.17%	16	2,764,803.25 AUD	1	87,108.91 AUD	
	CAYENNE	69	0.69%	5,083,939.38 AUD	2.08%	64	4,873,039.07 AUD	5	210,900.31 AUD	
	CAYMAN	1	0.01%	61,307.37 AUD	0.03%	-	- AUD	1	61,307.37 AUD	
	MACAN	88	0.88%	5,141,563.91 AUD	2.10%	82	4,739,226.78 AUD	6	402,337.13 AUD	
	PANAMERA	-	0.00%	- AUD	0.00%	-	- AUD	-	- AUD	
	TAYCAN	11	0.11%	1,644,901.85 AUD	0.67%	11	1,644,901.85 AUD	-	- AUD	
	<b>SubTotal</b>	<b>193</b>	<b>1.93%</b>	<b>15,464,018.76 AUD</b>	<b>6.32%</b>	<b>180</b>	<b>14,702,365.04 AUD</b>	<b>13</b>	<b>761,653.72 AUD</b>	
SKODA	FABIA	33	0.33%	319,358.56 AUD	0.13%	8	102,736.12 AUD	25	216,622.44 AUD	
	KAROQ	45	0.45%	737,828.43 AUD	0.30%	16	239,211.55 AUD	29	498,616.88 AUD	
	KODIAQ	81	0.81%	1,908,993.02 AUD	0.78%	33	845,509.11 AUD	48	1,063,483.91 AUD	
	KAMIQ	61	0.61%	918,014.98 AUD	0.38%	15	187,855.66 AUD	46	730,159.32 AUD	
	SCALA	38	0.38%	537,152.61 AUD	0.22%	11	183,838.14 AUD	27	353,314.47 AUD	
	OCTAVIA	81	0.81%	1,347,789.88 AUD	0.55%	19	300,622.20 AUD	62	1,047,167.68 AUD	
	RAPID	-	0.00%	- AUD	0.00%	-	- AUD	-	- AUD	
	SUPERB	16	0.16%	397,206.56 AUD	0.16%	9	261,929.52 AUD	7	135,277.04 AUD	
	<b>SubTotal</b>	<b>355</b>	<b>3.54%</b>	<b>6,166,344.04 AUD</b>	<b>2.52%</b>	<b>111</b>	<b>2,121,702.30 AUD</b>	<b>244</b>	<b>4,044,641.74 AUD</b>	
VOLKSWAGEN	AMAROK	573	5.72%	12,120,064.19 AUD	4.96%	445	9,640,281.81 AUD	128	2,479,782.38 AUD	
	ARTEON	6	0.06%	175,595.70 AUD	0.07%	2	65,245.00 AUD	4	110,350.70 AUD	
	CADDY	74	0.74%	1,039,270.96 AUD	0.42%	70	1,013,094.16 AUD	4	26,176.80 AUD	
	CARAVELLE	1	0.01%	39,893.44 AUD	0.02%	1	39,893.44 AUD	-	- AUD	
	CRAFTER	103	1.03%	1,982,593.96 AUD	0.81%	101	1,943,895.78 AUD	2	38,698.18 AUD	
	GOLF	293	2.92%	3,991,952.59 AUD	1.63%	106	1,628,087.44 AUD	187	2,363,865.15 AUD	
	JETTA	2	0.02%	12,478.19 AUD	0.01%	-	- AUD	2	12,478.19 AUD	
	MULTIVAN	30	0.30%	897,393.08 AUD	0.37%	20	655,508.46 AUD	10	241,884.62 AUD	
	NEW BEETLE	3	0.03%	22,293.79 AUD	0.01%	1	9,316.42 AUD	2	12,977.37 AUD	
	PASSAT	28	0.28%	524,697.30 AUD	0.21%	13	195,276.68 AUD	15	329,420.62 AUD	
	POLO	126	1.26%	1,241,723.13 AUD	0.51%	36	357,337.45 AUD	90	884,385.68 AUD	
	SCIROCCO	1	0.01%	14,358.04 AUD	0.01%	-	- AUD	1	14,358.04 AUD	
	T-CROSS	137	1.37%	1,990,231.51 AUD	0.81%	41	602,594.85 AUD	96	1,387,636.66 AUD	
	T-ROC	87	0.87%	1,598,454.69 AUD	0.65%	27	517,447.54 AUD	60	1,081,007.15 AUD	
	TIGUAN	412	4.11%	8,137,432.74 AUD	3.33%	197	4,266,022.84 AUD	215	3,871,409.90 AUD	
	TOUAREG	67	0.67%	2,871,629.20 AUD	1.17%	52	2,327,649.04 AUD	15	543,980.16 AUD	

**Pool Data VII**

**Distribution by Vehicle Brand and Models**

Total Portfolio						Balloon				Vehicle Status			
Make	Model	Number of Contracts	Percentage of Contracts	Outstanding Discounted Receivables Balance	Percentage of Balance	Balloon		No Balloon		New		Used	
						Number of Contracts	Outstanding Discounted Receivables Balance	Number of Contracts	Outstanding Discounted Receivables Balance	Number of Contracts	Outstanding Discounted Receivables Balance	Number of Contracts	Outstanding Discounted Receivables Balance
<b>Volkswagen Group Vehicles</b>													
AUDI	A1	38	0.38%	609,470.92 AUD	0.25%	11	291,506.72 AUD	27	317,964.20 AUD	22	476,187.05 AUD	16	133,283.87 AUD
	A3	183	1.83%	4,697,093.47 AUD	1.92%	74	2,736,818.90 AUD	109	1,960,274.57 AUD	121	3,562,178.80 AUD	62	1,134,914.67 AUD
	A4	88	0.88%	2,303,848.83 AUD	0.94%	34	1,259,836.89 AUD	54	1,044,011.94 AUD	58	1,822,229.43 AUD	30	481,619.40 AUD
	A5	55	0.55%	1,936,595.14 AUD	0.79%	27	1,328,013.87 AUD	28	608,581.27 AUD	39	1,641,309.06 AUD	16	295,286.08 AUD
	A6	22	0.22%	823,359.15 AUD	0.34%	8	476,466.30 AUD	14	346,892.85 AUD	11	586,178.97 AUD	11	237,180.18 AUD
	A7	8	0.08%	577,686.71 AUD	0.24%	7	557,491.42 AUD	1	20,195.29 AUD	6	522,182.61 AUD	2	55,504.10 AUD
	A8	1	0.01%	25,093.82 AUD	0.01%	-	- AUD	1	25,093.82 AUD	1	25,093.82 AUD	-	- AUD
	E-TRON	5	0.05%	408,401.96 AUD	0.17%	4	370,082.87 AUD	1	38,319.09 AUD	5	408,401.96 AUD	-	- AUD
	Q2	72	0.72%	1,457,326.49 AUD	0.60%	32	839,230.28 AUD	40	618,096.21 AUD	56	1,262,627.47 AUD	16	194,699.02 AUD
	Q3	202	2.02%	5,467,565.09 AUD	2.24%	83	3,094,777.80 AUD	119	2,372,787.29 AUD	173	5,087,636.16 AUD	29	379,928.93 AUD
	Q5	217	2.17%	7,428,033.95 AUD	3.04%	113	5,067,115.23 AUD	104	2,360,918.72 AUD	161	6,168,430.76 AUD	56	1,259,603.19 AUD
	Q7	172	1.72%	8,616,783.71 AUD	3.52%	91	6,082,560.83 AUD	81	2,534,222.88 AUD	112	6,811,248.83 AUD	60	1,805,534.88 AUD
	Q8	15	0.15%	986,379.21 AUD	0.40%	8	647,594.65 AUD	7	338,784.56 AUD	13	871,573.40 AUD	2	114,805.81 AUD
	R8	5	0.05%	676,425.57 AUD	0.28%	5	676,425.57 AUD	-	- AUD	3	482,533.76 AUD	2	193,891.81 AUD
	TT	4	0.04%	75,523.33 AUD	0.03%	1	25,980.77 AUD	3	49,542.56 AUD	-	- AUD	4	75,523.33 AUD
	<b>SubTotal</b>	<b>1,087</b>	<b>10.85%</b>	<b>36,089,587.35 AUD</b>	<b>14.76%</b>	<b>498</b>	<b>23,453,902.10 AUD</b>	<b>589</b>	<b>12,635,685.25 AUD</b>	<b>781</b>	<b>29,727,812.08 AUD</b>	<b>306</b>	<b>6,361,775.27 AUD</b>
BENTLEY	BENTAYGA	2	0.02%	427,813.75 AUD	0.17%	2	427,813.75 AUD	-	- AUD	1	260,030.20 AUD	1	167,783.55 AUD
	CONTINENTAL	2	0.02%	261,015.01 AUD	0.11%	1	160,897.71 AUD	1	100,117.30 AUD	-	- AUD	2	261,015.01 AUD
	<b>SubTotal</b>	<b>4</b>	<b>0.04%</b>	<b>688,828.76 AUD</b>	<b>0.28%</b>	<b>3</b>	<b>588,711.46 AUD</b>	<b>1</b>	<b>100,117.30 AUD</b>	<b>1</b>	<b>260,030.20 AUD</b>	<b>3</b>	<b>428,798.56 AUD</b>
LAMBORGHINI	AVENTADOR	-	0.00%	- AUD	0.00%	-	- AUD	-	- AUD	-	- AUD	-	- AUD
	HURACAN	-	0.00%	- AUD	0.00%	-	- AUD	-	- AUD	-	- AUD	-	- AUD
	URUS	2	0.02%	513,392.44 AUD	0.21%	2	513,392.44 AUD	-	- AUD	2	513,392.44 AUD	-	- AUD
	<b>SubTotal</b>	<b>2</b>	<b>0.02%</b>	<b>513,392.44 AUD</b>	<b>0.21%</b>	<b>2</b>	<b>513,392.44 AUD</b>	<b>-</b>	<b>- AUD</b>	<b>2</b>	<b>513,392.44 AUD</b>	<b>-</b>	<b>- AUD</b>
PORSCHE	BOXSTER	7	0.07%	680,394.09 AUD	0.28%	6	642,591.51 AUD	1	37,802.58 AUD	6	642,591.51 AUD	1	37,802.58 AUD
	CARRERA / 911	17	0.17%	2,851,912.16 AUD	1.17%	15	2,820,205.30 AUD	2	31,706.86 AUD	12	2,416,969.29 AUD	5	434,942.87 AUD
	CAYENNE	69	0.69%	5,083,939.38 AUD	2.08%	49	4,351,434.11 AUD	20	732,505.27 AUD	58	4,617,093.58 AUD	11	466,845.80 AUD
	CAYMAN	1	0.01%	61,307.37 AUD	0.03%	-	- AUD	1	61,307.37 AUD	-	- AUD	1	61,307.37 AUD
	MACAN	88	0.88%	5,141,563.91 AUD	2.10%	62	4,181,536.39 AUD	26	960,027.52 AUD	77	4,752,402.61 AUD	11	389,161.30 AUD
	PANAMERA	-	0.00%	- AUD	0.00%	-	- AUD	-	- AUD	-	- AUD	-	- AUD
	TAYCAN	11	0.11%	1,644,901.85 AUD	0.67%	11	1,644,901.85 AUD	-	- AUD	11	1,644,901.85 AUD	-	- AUD
	<b>SubTotal</b>	<b>193</b>	<b>1.93%</b>	<b>15,464,018.76 AUD</b>	<b>6.32%</b>	<b>143</b>	<b>13,640,668.16 AUD</b>	<b>50</b>	<b>1,823,349.80 AUD</b>	<b>164</b>	<b>14,073,958.84 AUD</b>	<b>29</b>	<b>1,390,059.92 AUD</b>
SKODA	FABIA	33	0.33%	319,358.56 AUD	0.13%	1	17,011.13 AUD	32	302,347.43 AUD	30	308,446.68 AUD	3	10,911.88 AUD
	KAROQ	45	0.45%	737,828.43 AUD	0.30%	6	123,434.19 AUD	39	614,394.24 AUD	45	737,828.43 AUD	-	- AUD
	KODIAQ	81	0.81%	1,908,993.02 AUD	0.78%	22	681,372.45 AUD	59	1,227,620.57 AUD	77	1,848,865.81 AUD	4	60,127.21 AUD
	KAMIQ	61	0.61%	918,014.98 AUD	0.38%	5	111,169.51 AUD	56	806,845.47 AUD	61	918,014.98 AUD	-	- AUD
	SCALA	38	0.38%	537,152.61 AUD	0.22%	8	155,153.54 AUD	30	381,999.07 AUD	38	537,152.61 AUD	-	- AUD
	OCTAVIA	81	0.81%	1,347,789.88 AUD	0.55%	23	626,221.05 AUD	58	721,568.83 AUD	75	1,280,758.11 AUD	6	67,031.77 AUD
	RAPID	-	0.00%	- AUD	0.00%	-	- AUD	-	- AUD	-	- AUD	-	- AUD
	SUPERB	16	0.16%	397,206.56 AUD	0.16%	7	240,759.99 AUD	9	156,446.57 AUD	13	369,591.32 AUD	3	27,615.24 AUD
	<b>SubTotal</b>	<b>355</b>	<b>3.54%</b>	<b>6,166,344.04 AUD</b>	<b>2.52%</b>	<b>72</b>	<b>1,955,121.86 AUD</b>	<b>283</b>	<b>4,211,222.18 AUD</b>	<b>339</b>	<b>6,000,637.94 AUD</b>	<b>16</b>	<b>165,686.10 AUD</b>
VOLKSWAGEN	AMAROK	573	5.72%	12,120,064.19 AUD	4.96%	210	6,670,424.23 AUD	363	5,449,639.96 AUD	470	10,247,077.29 AUD	103	1,872,986.90 AUD
	ARTEON	6	0.06%	175,595.70 AUD	0.07%	5	158,963.15 AUD	1	16,632.55 AUD	2	56,707.20 AUD	4	118,888.50 AUD
	CADDY	74	0.74%	1,039,270.96 AUD	0.42%	19	412,607.12 AUD	55	626,663.84 AUD	62	904,414.58 AUD	12	134,856.38 AUD
	CARAVELLE	1	0.01%	39,893.44 AUD	0.02%	-	- AUD	1	39,893.44 AUD	-	- AUD	-	- AUD
	CRAFTER	103	1.03%	1,982,593.96 AUD	0.81%	30	949,958.85 AUD	73	1,032,635.11 AUD	102	1,973,461.97 AUD	1	9,131.99 AUD
	GOLF	293	2.92%	3,991,952.59 AUD	1.63%	76	1,676,942.47 AUD	217	2,315,010.12 AUD	200	3,012,456.32 AUD	93	979,496.27 AUD
	JETTA	2	0.02%	12,478.19 AUD	0.01%	-	- AUD	2	12,478.19 AUD	-	- AUD	2	12,478.19 AUD
	MULTIVAN	30	0.30%	897,393.08 AUD	0.37%	11	464,975.10 AUD	19	432,417.98 AUD	22	716,831.83 AUD	8	180,561.25 AUD
	NEW BEETLE	3	0.03%	22,293.79 AUD	0.01%	-	- AUD	3	22,293.79 AUD	-	- AUD	3	22,293.79 AUD
	PASSAT	28	0.28%	524,697.30 AUD	0.21%	10	283,731.43 AUD	18	240,965.87 AUD	15	399,158.28 AUD	13	125,539.02 AUD
	POLO	126	1.26%	1,241,723.13 AUD	0.51%	16	264,604.19 AUD	110	977,118.94 AUD	111	1,172,686.65 AUD	15	69,036.48 AUD
	SCIROCCO	1	0.01%	14,358.04 AUD	0.01%	-	- AUD	1	14,358.04 AUD	-	- AUD	1	14,358.04 AUD
	T-CROSS	137	1.37%	1,990,231.51 AUD	0.81%	22	427,542.39 AUD	115	1,562,689.12 AUD	137	1,990,231.51 AUD	-	- AUD
	T-ROC	87	0.87%	1,598,454.69 AUD	0.65%	17	451,712.83 AUD	70	1,146,741.86 AUD	87	1,598,454.69 AUD	-	- AUD
	TIGUAN	412	4.11%	8,137,432.74 AUD	3.33%	127	3,544,684.78 AUD	285	4,592,747.96 AUD	365	7,408,210.99 AUD	47	729,221.75 AUD
	TOUAREG	67	0.67%	2,871,629.20 AUD	1.17%	32	1,926,595.75 AUD	35	945,033.45 AUD	52	2,603,722.89 AUD	15	267,906.31 AUD

Pool Data VII

Distribution by Vehicle Brand and Models

Total Portfolio						Product Type			
Make	Model	Number of Contracts	Percentage of Contracts	Outstanding Discounted Receivables Balance	Percentage of Balance	Chattel Mortgage		Consumer Loan	
						Number of Contracts	Outstanding Discounted Receivables Balance	Number of Contracts	Outstanding Discounted Receivables Balance
	TRANSPORTER	90	0.90%	2,293,457.11 AUD	0.94%	77	1,892,829.78 AUD	13	400,627.33 AUD
	UP!	-	0.00%	- AUD	0.00%	-	- AUD	-	- AUD
	<b>SubTotal</b>	<b>2,033</b>	<b>20.28%</b>	<b>38,953,519.62 AUD</b>	<b>15.93%</b>	<b>1,189</b>	<b>25,154,480.69 AUD</b>	<b>844</b>	<b>13,799,038.93 AUD</b>
<b>Volkswagen Group Vehicles</b>	<b>SubTotal</b>	<b>3,674</b>	<b>36.66%</b>	<b>97,875,690.97 AUD</b>	<b>40.02%</b>	<b>2,151</b>	<b>68,412,311.86 AUD</b>	<b>1,523</b>	<b>29,463,379.11 AUD</b>

Pool Data VII

Distribution by Vehicle Brand and Models

Total Portfolio						Balloon				Vehicle Status			
Make	Model	Number of Contracts	Percentage of Contracts	Outstanding Discounted Receivables Balance	Percentage of Balance	Balloon		No Balloon		New		Used	
						Number of Contracts	Outstanding Discounted Receivables Balance	Number of Contracts	Outstanding Discounted Receivables Balance	Number of Contracts	Outstanding Discounted Receivables Balance	Number of Contracts	Outstanding Discounted Receivables Balance
	TRANSPORTER	90	0.90%	2,293,457.11 AUD	0.94%	34	1,115,940.35 AUD	56	1,177,516.76 AUD	78	2,105,587.11 AUD	12	187,870.00 AUD
	UP!	-	0.00%	- AUD	0.00%	-	- AUD	-	- AUD	-	- AUD	-	- AUD
	<b>SubTotal</b>	<b>2,033</b>	<b>20.28%</b>	<b>38,953,519.62 AUD</b>	<b>15.93%</b>	<b>609</b>	<b>18,348,682.64 AUD</b>	<b>1,424</b>	<b>20,604,836.98 AUD</b>	<b>1,704</b>	<b>34,228,894.75 AUD</b>	<b>329</b>	<b>4,724,624.87 AUD</b>
<b>Volkswagen Group Vehicles</b>	<b>SubTotal</b>	<b>3,674</b>	<b>36.66%</b>	<b>97,875,690.97 AUD</b>	<b>40.02%</b>	<b>1,327</b>	<b>58,500,479.66 AUD</b>	<b>2,347</b>	<b>39,375,211.31 AUD</b>	<b>2,991</b>	<b>84,804,746.25 AUD</b>	<b>683</b>	<b>13,070,944.72 AUD</b>



**Pool Data VII**

**Distribution by Vehicle Brand and Models**

Total Portfolio						Product Type			
Make	Model	Number of Contracts	Percentage of Contracts	Outstanding Discounted Receivables Balance	Percentage of Balance	Chattel Mortgage		Consumer Loan	
						Number of Contracts	Outstanding Discounted Receivables Balance	Number of Contracts	Outstanding Discounted Receivables Balance
<b>Other Vehicles</b>									
ABARTH		12	0.12%	222,471.97 AUD	0.09%	10	186,875.12 AUD	2	35,596.85 AUD
ALFA ROMEO		26	0.26%	764,457.38 AUD	0.31%	14	369,644.99 AUD	12	394,812.39 AUD
ASTON MARTIN		6	0.06%	784,833.36 AUD	0.32%	6	784,833.36 AUD	-	- AUD
BMW		105	1.05%	3,702,310.41 AUD	1.51%	83	3,136,222.90 AUD	22	566,087.51 AUD
CHEVROLET		20	0.20%	1,111,531.05 AUD	0.45%	18	988,653.42 AUD	2	122,877.63 AUD
CHRYSLER		5	0.05%	203,390.78 AUD	0.04%	2	73,132.38 AUD	3	30,258.40 AUD
CITROEN		2	0.02%	25,467.72 AUD	0.01%	2	25,467.72 AUD	-	- AUD
DODGE		2	0.02%	7,215.69 AUD	0.00%	1	1,319.80 AUD	1	5,895.89 AUD
FERRARI		-	0.00%	- AUD	0.00%	-	- AUD	-	- AUD
FIAT		11	0.11%	140,734.76 AUD	0.06%	8	109,274.61 AUD	3	31,460.15 AUD
FORD		700	6.98%	17,572,447.59 AUD	7.19%	555	14,563,369.22 AUD	145	3,009,078.37 AUD
GENESIS		3	0.03%	160,161.15 AUD	0.07%	3	160,161.15 AUD	-	- AUD
GM		1	0.01%	57,553.97 AUD	0.02%	1	57,553.97 AUD	-	- AUD
GREAT WALL		11	0.11%	100,546.89 AUD	0.04%	8	72,320.44 AUD	3	28,226.45 AUD
GWM		47	0.47%	940,755.04 AUD	0.38%	34	664,562.19 AUD	13	276,192.85 AUD
HAVAL		50	0.50%	805,145.68 AUD	0.33%	28	413,837.64 AUD	22	391,308.04 AUD
HINO		1	0.01%	35,206.26 AUD	0.01%	1	35,206.26 AUD	-	- AUD
HOLDEN		216	2.16%	3,071,313.82 AUD	1.26%	113	1,651,681.14 AUD	103	1,419,632.68 AUD
HONDA		186	1.86%	2,806,483.88 AUD	1.15%	100	1,664,739.42 AUD	86	1,141,744.46 AUD
HYUNDAI		511	5.10%	7,998,916.04 AUD	3.27%	266	4,483,296.89 AUD	245	3,515,619.15 AUD
INFINITI		1	0.01%	13,119.13 AUD	0.01%	1	13,119.13 AUD	-	- AUD
ISUZU		223	2.22%	5,361,122.38 AUD	2.19%	160	3,721,435.97 AUD	63	1,639,686.41 AUD
JAGUAR		62	0.62%	2,503,510.61 AUD	1.02%	45	2,005,122.38 AUD	17	498,388.23 AUD
JEEP		102	1.02%	2,569,718.46 AUD	1.05%	69	1,912,604.99 AUD	33	657,113.47 AUD
KIA		288	2.87%	4,848,938.82 AUD	1.98%	170	3,233,871.46 AUD	118	1,615,067.36 AUD
LAND ROVER		439	4.38%	22,506,443.72 AUD	9.20%	332	18,252,635.31 AUD	107	4,253,808.41 AUD
LDV		193	1.93%	3,299,372.52 AUD	1.35%	168	2,799,500.01 AUD	25	499,872.51 AUD
LEXUS		10	0.10%	264,139.04 AUD	0.11%	10	264,139.04 AUD	-	- AUD
MAHINDRA		2	0.02%	10,317.81 AUD	0.00%	2	10,317.81 AUD	-	- AUD
MASERATI		18	0.18%	1,646,877.75 AUD	0.67%	16	1,529,461.46 AUD	2	117,416.29 AUD
MAZDA		426	4.25%	7,766,634.19 AUD	3.18%	276	5,482,090.82 AUD	150	2,284,543.37 AUD
MERCEDES-BENZ		239	2.38%	8,231,057.91 AUD	3.37%	197	7,054,994.47 AUD	42	1,176,063.44 AUD
MG		174	1.74%	2,190,474.26 AUD	0.90%	68	795,019.29 AUD	106	1,395,454.97 AUD
MINI		10	0.10%	223,072.05 AUD	0.09%	8	161,019.45 AUD	2	62,052.60 AUD
MITSUBISHI		643	6.42%	10,895,153.99 AUD	4.45%	360	6,114,236.09 AUD	283	4,780,917.90 AUD
NISSAN		292	2.91%	5,776,680.65 AUD	2.36%	199	4,213,613.28 AUD	93	1,563,067.37 AUD
OPEL		1	0.01%	7,457.33 AUD	0.00%	-	- AUD	1	7,457.33 AUD
PEUGEOT		55	0.55%	1,105,803.42 AUD	0.45%	44	824,399.05 AUD	11	281,404.37 AUD
RAM		1	0.01%	76,846.79 AUD	0.03%	1	76,846.79 AUD	-	- AUD
RENAULT		124	1.24%	2,551,491.08 AUD	1.04%	111	2,304,411.43 AUD	13	247,079.65 AUD
ROLLS-ROYCE		1	0.01%	95,852.88 AUD	0.04%	1	95,852.88 AUD	-	- AUD
SSANGYONG		24	0.24%	492,276.65 AUD	0.20%	17	316,051.04 AUD	7	176,225.61 AUD
SUBARU		297	2.96%	5,248,606.22 AUD	2.15%	159	2,898,715.44 AUD	138	2,349,890.78 AUD
SUZUKI		108	1.08%	1,189,162.46 AUD	0.49%	32	354,011.22 AUD	76	835,151.24 AUD
TESLA		15	0.15%	625,318.66 AUD	0.26%	15	625,318.66 AUD	-	- AUD
TOYOTA		543	5.42%	11,759,847.02 AUD	4.81%	405	9,150,672.94 AUD	138	2,609,174.08 AUD
VOLVO		143	1.43%	5,021,955.67 AUD	2.05%	98	3,642,313.04 AUD	45	1,379,642.63 AUD
<b>Other Vehicles</b>	<b>SubTotal</b>	<b>6,349</b>	<b>63.34%</b>	<b>146,692,194.91 AUD</b>	<b>59.98%</b>	<b>4,217</b>	<b>107,293,926.07 AUD</b>	<b>2,132</b>	<b>39,398,268.84 AUD</b>
<b>Total</b>		<b>10,023</b>	<b>100.00%</b>	<b>244,567,885.88 AUD</b>	<b>100.00%</b>	<b>6,368</b>	<b>175,706,237.93 AUD</b>	<b>3,655</b>	<b>68,861,647.95 AUD</b>



**Pool Data VIII**

**Region**

Region	Total Portfolio				Product Type			
	Number of Contracts	Percentage of Contracts	Outstanding Discounted Receivables Balance	Percentage of Balance	Chattel Mortgage		Consumer Loan	
					Number of Contracts	Outstanding Discounted Receivables Balance	Number of Contracts	Outstanding Discounted Receivables Balance
Australian Capital Territory	285	2.84%	6,267,195.54 AUD	2.56%	113	3,336,726.86 AUD	172	2,930,468.68 AUD
New South Wales	3,590	35.82%	91,796,813.91 AUD	37.53%	2,386	68,808,968.18 AUD	1,204	22,987,845.73 AUD
Northern Territory	86	0.86%	1,356,721.98 AUD	0.55%	33	563,109.85 AUD	53	793,612.13 AUD
Queensland	2,128	21.23%	50,390,021.68 AUD	20.60%	1,454	37,407,373.69 AUD	674	12,982,647.99 AUD
South Australia	433	4.32%	11,733,912.32 AUD	4.80%	294	8,816,440.27 AUD	139	2,917,472.05 AUD
Tasmania	349	3.48%	6,520,599.53 AUD	2.67%	151	3,382,729.50 AUD	198	3,137,870.03 AUD
Victoria	1,991	19.86%	51,713,979.91 AUD	21.15%	1,251	37,399,051.83 AUD	740	14,314,928.08 AUD
Western Australia	1,161	11.58%	24,788,641.01 AUD	10.14%	686	15,991,837.75 AUD	475	8,796,803.26 AUD
<b>Total</b>	<b>10,023</b>	<b>100.00%</b>	<b>244,567,885.88 AUD</b>	<b>100.00%</b>	<b>6,368</b>	<b>175,706,237.93 AUD</b>	<b>3,655</b>	<b>68,861,647.95 AUD</b>

**Pool Data VIII**

**Region**

Region	Total Portfolio				Balloon				Vehicle Status			
	Number of Contracts	Percentage of Contracts	Outstanding Discounted Receivables Balance	Percentage of Balance	Balloon		No Balloon		New		Used	
					Number of Contracts	Outstanding Discounted Receivables Balance	Number of Contracts	Outstanding Discounted Receivables Balance	Number of Contracts	Outstanding Discounted Receivables Balance	Number of Contracts	Outstanding Discounted Receivables Balance
Australian Capital Territory	285	2.84%	6,267,195.54 AUD	2.56%	56	2,525,644.20 AUD	229	3,741,551.34 AUD	182	4,722,630.96 AUD	103	1,544,564.58 AUD
New South Wales	3,590	35.82%	91,796,813.91 AUD	37.53%	1,109	48,856,608.54 AUD	2,481	42,940,205.37 AUD	2,726	75,602,761.13 AUD	864	16,194,052.78 AUD
Northern Territory	86	0.86%	1,356,721.98 AUD	0.55%	3	89,641.28 AUD	83	1,267,080.70 AUD	70	1,136,334.23 AUD	16	220,387.75 AUD
Queensland	2,128	21.23%	50,390,021.68 AUD	20.60%	631	24,848,795.12 AUD	1,497	25,541,226.56 AUD	1,685	42,941,442.63 AUD	443	7,448,579.05 AUD
South Australia	433	4.32%	11,733,912.32 AUD	4.80%	162	7,101,583.71 AUD	271	4,632,328.61 AUD	329	9,947,576.50 AUD	104	1,786,335.82 AUD
Tasmania	349	3.48%	6,520,599.53 AUD	2.67%	62	1,978,392.20 AUD	287	4,542,207.33 AUD	190	3,896,533.21 AUD	159	2,624,066.32 AUD
Victoria	1,991	19.86%	51,713,979.91 AUD	21.15%	733	30,383,054.24 AUD	1,258	21,330,925.67 AUD	1,554	43,564,939.41 AUD	437	8,149,040.50 AUD
Western Australia	1,161	11.58%	24,788,641.01 AUD	10.14%	169	7,366,630.82 AUD	992	17,422,010.19 AUD	610	15,111,900.18 AUD	551	9,676,740.83 AUD
<b>Total</b>	<b>10,023</b>	<b>100.00%</b>	<b>244,567,885.88 AUD</b>	<b>100.00%</b>	<b>2,925</b>	<b>123,150,350.11 AUD</b>	<b>7,098</b>	<b>121,417,535.77 AUD</b>	<b>7,346</b>	<b>196,924,118.25 AUD</b>	<b>2,677</b>	<b>47,643,767.63 AUD</b>

Pool Data IX

Current COVID-19 Extensions

Total Portfolio					Product Type			
Current COVID-19 Extensions	Number of Contracts	Percentage of Contracts	Outstanding Discounted Receivables Balance	Percentage of Balance	Chattel Mortgage		Consumer Loan	
					Number of Contracts	Outstanding Discounted Receivables Balance	Number of Contracts	Outstanding Discounted Receivables Balance
Current COVID-19 Extension	25	0.25%	732,188.97 AUD	0.30%	19	560,147.46 AUD	6	172,041.51 AUD
No Current Extension	9,998	99.75%	243,835,696.91 AUD	99.70%	6,349	175,146,090.47 AUD	3,649	68,689,606.44 AUD
<b>Total</b>	<b>10,023</b>	<b>100.00%</b>	<b>244,567,885.88 AUD</b>	<b>100.00%</b>	<b>6,368</b>	<b>175,706,237.93 AUD</b>	<b>3,655</b>	<b>68,861,647.95 AUD</b>

\* Representing contracts which are currently in a COVID-19 extension as at the Reporting Date

Pool Data IX

Current COVID-19 Extensions

Total Portfolio					Balloon				Vehicle Status			
Current COVID-19 Extensions	Number of Contracts	Percentage of Contracts	Outstanding Discounted Receivables Balance	Percentage of Balance	Balloon		No Balloon		New		Used	
					Number of Contracts	Outstanding Discounted Receivables Balance	Number of Contracts	Outstanding Discounted Receivables Balance	Number of Contracts	Outstanding Discounted Receivables Balance	Number of Contracts	Outstanding Discounted Receivables Balance
Current COVID-19 Extension	25	0.25%	732,188.97 AUD	0.30%	7	237,137.78 AUD	18	495,051.19 AUD	13	461,314.29 AUD	12	270,874.68 AUD
No Current Extension	9,998	99.75%	243,835,696.91 AUD	99.70%	2,918	122,913,212.33 AUD	7,080	120,922,484.58 AUD	7,333	196,462,803.96 AUD	2,665	47,372,892.95 AUD
<b>Total</b>	<b>10,023</b>	<b>100.00%</b>	<b>244,567,885.88 AUD</b>	<b>100.00%</b>	<b>2,925</b>	<b>123,150,350.11 AUD</b>	<b>7,098</b>	<b>121,417,535.77 AUD</b>	<b>7,346</b>	<b>196,924,118.25 AUD</b>	<b>2,677</b>	<b>47,643,767.63 AUD</b>

\* Representing contracts which are currently in a COVID-19 extension as at the Reporting Date

**Individual Hardship Extensions\***

Individual Extensions Approved For After Poolcut*	Number of Contracts	Percentage of Contracts	Outstanding Discounted Receivables Balance	Percentage of Balance
None	9,883	98.60%	240,519,998.21 AUD	98.34%
1	110	1.10%	3,024,054.66 AUD	1.24%
2	23	0.23%	815,623.00 AUD	0.33%
3	6	0.06%	165,143.04 AUD	0.07%
4	1	0.01%	43,066.97 AUD	0.02%
5	-	0.00%	0.00 AUD	0.00%
<b>Total</b>	<b>10,023</b>	<b>100.00%</b>	<b>244,567,885.88 AUD</b>	<b>100.00%</b>

\*Individual Hardship Extensions Approved For After Poolcut For Contracts Active At End of Reporting Period

**Engine Type**

Engine Type	Total Portfolio				Product Type			
	Number of Contracts	Percentage of Contracts	Outstanding Discounted Receivables Balance	Percentage of Balance	Chattel Mortgage		Consumer Loan	
					Number of Contracts	Outstanding Discounted Receivables Balance	Number of Contracts	Outstanding Discounted Receivables Balance
EA 189 (Unfixed)	1	0.01%	9,436.32 AUD	0.00%	1	9,436.32 AUD	-	- AUD
Other	10,022	99.99%	244,558,449.56 AUD	100.00%	6,367	175,696,801.61 AUD	3,655	68,861,647.95 AUD
<b>Total</b>	<b>10,023</b>	<b>100.00%</b>	<b>244,567,885.88 AUD</b>	<b>100.00%</b>	<b>6,368</b>	<b>175,706,237.93 AUD</b>	<b>3,655</b>	<b>68,861,647.95 AUD</b>



**Engine Type**

Engine Type	Total Portfolio				Balloon				Vehicle Status			
	Number of Contracts	Percentage of Contracts	Outstanding Discounted Receivables Balance	Percentage of Balance	Balloon		No Balloon		New		Used	
					Number of Contracts	Outstanding Discounted Receivables Balance	Number of Contracts	Outstanding Discounted Receivables Balance	Number of Contracts	Outstanding Discounted Receivables Balance	Number of Contracts	Outstanding Discounted Receivables Balance
EA 189 (Unfixed)	1	0.01%	9,436.32 AUD	0.00%	-	- AUD	1	9,436.32 AUD	-	- AUD	1	9,436.32 AUD
Other	10,022	99.99%	244,558,449.56 AUD	100.00%	2,925	123,150,350.11 AUD	7,097	121,408,099.45 AUD	7,346	196,924,118.25 AUD	2,676	47,634,331.31 AUD
<b>Total</b>	<b>10,023</b>	<b>100.00%</b>	<b>244,567,885.88 AUD</b>	<b>100.00%</b>	<b>2,925</b>	<b>123,150,350.11 AUD</b>	<b>7,098</b>	<b>121,417,535.77 AUD</b>	<b>7,346</b>	<b>196,924,118.25 AUD</b>	<b>2,677</b>	<b>47,643,767.63 AUD</b>



**Contract Level Data**      **Net Salvage Recoveries By Contract By Month**

No.	Month / Year of Origination	Month / Year of Net Salvage	Nov-21	Dec-21	Jan-22	Feb-22	Mar-22	Apr-22	May-22	Jun-22	Jul-22	Aug-22	Sep-22	Oct-22
1	02/2021	07/2022	- AUD	- AUD	- AUD	- AUD	- AUD	- AUD	- AUD	- AUD	- AUD	- AUD	- AUD	- AUD
2	04/2017	08/2022	- AUD	- AUD	- AUD	- AUD	- AUD	- AUD	- AUD	- AUD	- AUD	- AUD	- AUD	- AUD
3	09/2020	08/2022	- AUD	- AUD	- AUD	- AUD	- AUD	- AUD	- AUD	- AUD	- AUD	- AUD	(871.25) AUD	21,718.38 AUD
4	11/2020	08/2022	- AUD	- AUD	- AUD	- AUD	- AUD	- AUD	- AUD	- AUD	- AUD	- AUD	- AUD	- AUD
5	03/2021	08/2022	- AUD	- AUD	- AUD	- AUD	- AUD	- AUD	- AUD	- AUD	- AUD	- AUD	- AUD	- AUD
6	08/2021	09/2022	- AUD	- AUD	- AUD	- AUD	- AUD	- AUD	- AUD	- AUD	- AUD	- AUD	- AUD	(656.00) AUD
7	05/2017	10/2022	- AUD	- AUD	- AUD	- AUD	- AUD	- AUD	- AUD	- AUD	- AUD	- AUD	- AUD	- AUD
8	04/2021	11/2022	- AUD	- AUD	- AUD	- AUD	- AUD	- AUD	- AUD	- AUD	- AUD	- AUD	- AUD	- AUD
9	06/2021	11/2022	- AUD	- AUD	- AUD	- AUD	- AUD	- AUD	- AUD	- AUD	- AUD	- AUD	- AUD	- AUD
10	02/2020	12/2022	- AUD	- AUD	- AUD	- AUD	- AUD	- AUD	- AUD	- AUD	- AUD	- AUD	- AUD	- AUD
11	08/2021	12/2022	- AUD	- AUD	- AUD	- AUD	- AUD	- AUD	- AUD	- AUD	- AUD	- AUD	- AUD	- AUD
12	06/2021	01/2023	- AUD	- AUD	- AUD	- AUD	- AUD	- AUD	- AUD	- AUD	- AUD	- AUD	- AUD	- AUD
13	07/2021	01/2023	- AUD	- AUD	- AUD	- AUD	- AUD	- AUD	- AUD	- AUD	- AUD	- AUD	- AUD	- AUD
14	07/2020	02/2023	- AUD	- AUD	- AUD	- AUD	- AUD	- AUD	- AUD	- AUD	- AUD	- AUD	- AUD	- AUD
15	04/2021	02/2023	- AUD	- AUD	- AUD	- AUD	- AUD	- AUD	- AUD	- AUD	- AUD	- AUD	- AUD	- AUD
16	06/2021	02/2023	- AUD	- AUD	- AUD	- AUD	- AUD	- AUD	- AUD	- AUD	- AUD	- AUD	- AUD	- AUD
17	11/2017	03/2023	- AUD	- AUD	- AUD	- AUD	- AUD	- AUD	- AUD	- AUD	- AUD	- AUD	- AUD	- AUD
18	06/2020	04/2023	- AUD	- AUD	- AUD	- AUD	- AUD	- AUD	- AUD	- AUD	- AUD	- AUD	- AUD	- AUD
19	10/2020	04/2023	- AUD	- AUD	- AUD	- AUD	- AUD	- AUD	- AUD	- AUD	- AUD	- AUD	- AUD	- AUD
20	04/2021	04/2023	- AUD	- AUD	- AUD	- AUD	- AUD	- AUD	- AUD	- AUD	- AUD	- AUD	- AUD	- AUD
21	04/2021	04/2023	- AUD	- AUD	- AUD	- AUD	- AUD	- AUD	- AUD	- AUD	- AUD	- AUD	- AUD	- AUD
22	06/2021	04/2023	- AUD	- AUD	- AUD	- AUD	- AUD	- AUD	- AUD	- AUD	- AUD	- AUD	- AUD	- AUD
23	06/2021	04/2023	- AUD	- AUD	- AUD	- AUD	- AUD	- AUD	- AUD	- AUD	- AUD	- AUD	- AUD	- AUD
24	06/2021	04/2023	- AUD	- AUD	- AUD	- AUD	- AUD	- AUD	- AUD	- AUD	- AUD	- AUD	- AUD	- AUD
25	08/2021	04/2023	- AUD	- AUD	- AUD	- AUD	- AUD	- AUD	- AUD	- AUD	- AUD	- AUD	- AUD	- AUD
26	11/2017	05/2023	- AUD	- AUD	- AUD	- AUD	- AUD	- AUD	- AUD	- AUD	- AUD	- AUD	- AUD	- AUD
27	12/2017	05/2023	- AUD	- AUD	- AUD	- AUD	- AUD	- AUD	- AUD	- AUD	- AUD	- AUD	- AUD	- AUD
28	04/2021	05/2023	- AUD	- AUD	- AUD	- AUD	- AUD	- AUD	- AUD	- AUD	- AUD	- AUD	- AUD	- AUD
29	04/2021	05/2023	- AUD	- AUD	- AUD	- AUD	- AUD	- AUD	- AUD	- AUD	- AUD	- AUD	- AUD	- AUD
30	08/2021	05/2023	- AUD	- AUD	- AUD	- AUD	- AUD	- AUD	- AUD	- AUD	- AUD	- AUD	- AUD	- AUD
31	08/2021	05/2023	- AUD	- AUD	- AUD	- AUD	- AUD	- AUD	- AUD	- AUD	- AUD	- AUD	- AUD	- AUD
32	12/2017	06/2023	- AUD	- AUD	- AUD	- AUD	- AUD	- AUD	- AUD	- AUD	- AUD	- AUD	- AUD	- AUD
33	04/2020	06/2023	- AUD	- AUD	- AUD	- AUD	- AUD	- AUD	- AUD	- AUD	- AUD	- AUD	- AUD	- AUD
34	07/2020	06/2023	- AUD	- AUD	- AUD	- AUD	- AUD	- AUD	- AUD	- AUD	- AUD	- AUD	- AUD	- AUD
35	05/2021	06/2023	- AUD	- AUD	- AUD	- AUD	- AUD	- AUD	- AUD	- AUD	- AUD	- AUD	- AUD	- AUD
36	08/2021	06/2023	- AUD	- AUD	- AUD	- AUD	- AUD	- AUD	- AUD	- AUD	- AUD	- AUD	- AUD	- AUD
37	12/2016	07/2023	- AUD	- AUD	- AUD	- AUD	- AUD	- AUD	- AUD	- AUD	- AUD	- AUD	- AUD	- AUD
38	01/2020	07/2023	- AUD	- AUD	- AUD	- AUD	- AUD	- AUD	- AUD	- AUD	- AUD	- AUD	- AUD	- AUD
39	08/2020	07/2023	- AUD	- AUD	- AUD	- AUD	- AUD	- AUD	- AUD	- AUD	- AUD	- AUD	- AUD	- AUD
40	08/2020	07/2023	- AUD	- AUD	- AUD	- AUD	- AUD	- AUD	- AUD	- AUD	- AUD	- AUD	- AUD	- AUD
41	12/2020	07/2023	- AUD	- AUD	- AUD	- AUD	- AUD	- AUD	- AUD	- AUD	- AUD	- AUD	- AUD	- AUD
42	04/2021	07/2023	- AUD	- AUD	- AUD	- AUD	- AUD	- AUD	- AUD	- AUD	- AUD	- AUD	- AUD	- AUD
43	05/2021	07/2023	- AUD	- AUD	- AUD	- AUD	- AUD	- AUD	- AUD	- AUD	- AUD	- AUD	- AUD	- AUD
44	06/2021	07/2023	- AUD	- AUD	- AUD	- AUD	- AUD	- AUD	- AUD	- AUD	- AUD	- AUD	- AUD	- AUD
45	06/2020	09/2023	- AUD	- AUD	- AUD	- AUD	- AUD	- AUD	- AUD	- AUD	- AUD	- AUD	- AUD	- AUD
46	07/2020	09/2023	- AUD	- AUD	- AUD	- AUD	- AUD	- AUD	- AUD	- AUD	- AUD	- AUD	- AUD	- AUD
47	07/2021	09/2023	- AUD	- AUD	- AUD	- AUD	- AUD	- AUD	- AUD	- AUD	- AUD	- AUD	- AUD	- AUD
48	01/2021	10/2023	- AUD	- AUD	- AUD	- AUD	- AUD	- AUD	- AUD	- AUD	- AUD	- AUD	- AUD	- AUD
49	07/2021	10/2023	- AUD	- AUD	- AUD	- AUD	- AUD	- AUD	- AUD	- AUD	- AUD	- AUD	- AUD	- AUD
50	07/2021	10/2023	- AUD	- AUD	- AUD	- AUD	- AUD	- AUD	- AUD	- AUD	- AUD	- AUD	- AUD	- AUD
51	11/2017	11/2023	- AUD	- AUD	- AUD	- AUD	- AUD	- AUD	- AUD	- AUD	- AUD	- AUD	- AUD	- AUD
52	04/2019	11/2023	- AUD	- AUD	- AUD	- AUD	- AUD	- AUD	- AUD	- AUD	- AUD	- AUD	- AUD	- AUD
53	03/2021	11/2023	- AUD	- AUD	- AUD	- AUD	- AUD	- AUD	- AUD	- AUD	- AUD	- AUD	- AUD	- AUD
54	06/2021	11/2023	- AUD	- AUD	- AUD	- AUD	- AUD	- AUD	- AUD	- AUD	- AUD	- AUD	- AUD	- AUD
<b>Total</b>	<b>54</b>		- AUD	- AUD	- AUD	- AUD	- AUD	- AUD	- AUD	- AUD	- AUD	- AUD	(871.25) AUD	21,062.38 AUD

**Contract Level Data**      **Net Salvage Recoveries By Contract By Month**

No.	Month / Year of Origination	Month / Year of Net Salvage	Nov-22	Dec-22	Jan-23	Feb-23	Mar-23	Apr-23	May-23	Jun-23	Jul-23	Aug-23	Sep-23	Oct-23
1	02/2021	07/2022	- AUD	- AUD	- AUD	- AUD	- AUD	- AUD	- AUD	- AUD	- AUD	- AUD	- AUD	- AUD
2	04/2017	08/2022	100.00 AUD	- AUD	2,282.04 AUD	- AUD	- AUD	- AUD	- AUD	- AUD	- AUD	- AUD	- AUD	- AUD
3	09/2020	08/2022	- AUD	- AUD	3,074.56 AUD	- AUD	- AUD	- AUD	- AUD	- AUD	- AUD	- AUD	- AUD	- AUD
4	11/2020	08/2022	- AUD	- AUD	- AUD	- AUD	- AUD	- AUD	- AUD	- AUD	- AUD	- AUD	- AUD	- AUD
5	03/2021	08/2022	- AUD	- AUD	- AUD	- AUD	- AUD	- AUD	- AUD	- AUD	- AUD	- AUD	- AUD	- AUD
6	08/2021	09/2022	- AUD	- AUD	- AUD	- AUD	- AUD	- AUD	- AUD	36,865.38 AUD	- AUD	- AUD	- AUD	- AUD
7	05/2017	10/2022	- AUD	- AUD	- AUD	- AUD	- AUD	- AUD	(1,296.63) AUD	- AUD	- AUD	- AUD	1,796.63 AUD	400.00 AUD
8	04/2021	11/2022	- AUD	- AUD	- AUD	- AUD	- AUD	- AUD	- AUD	- AUD	- AUD	- AUD	- AUD	- AUD
9	06/2021	11/2022	- AUD	- AUD	- AUD	1,000.00 AUD	1,000.00 AUD	1,000.00 AUD	1,000.00 AUD	1,000.00 AUD	- AUD	- AUD	- AUD	- AUD
10	02/2020	12/2022	- AUD	- AUD	(135.89) AUD	- AUD	- AUD	- AUD	- AUD	- AUD	- AUD	- AUD	- AUD	- AUD
11	08/2021	12/2022	- AUD	- AUD	- AUD	- AUD	- AUD	- AUD	- AUD	- AUD	- AUD	- AUD	- AUD	- AUD
12	06/2021	01/2023	- AUD	- AUD	- AUD	8,000.00 AUD	- AUD	- AUD	- AUD	- AUD	- AUD	- AUD	- AUD	- AUD
13	07/2021	01/2023	- AUD	- AUD	- AUD	- AUD	- AUD	- AUD	- AUD	- AUD	- AUD	- AUD	- AUD	- AUD
14	07/2020	02/2023	- AUD	- AUD	- AUD	- AUD	- AUD	- AUD	- AUD	(630.38) AUD	- AUD	- AUD	- AUD	- AUD
15	04/2021	02/2023	- AUD	- AUD	- AUD	- AUD	- AUD	- AUD	- AUD	- AUD	- AUD	- AUD	- AUD	- AUD
16	06/2021	02/2023	- AUD	- AUD	- AUD	- AUD	(450.03) AUD	- AUD	- AUD	- AUD	- AUD	- AUD	- AUD	- AUD
17	11/2017	03/2023	- AUD	- AUD	- AUD	- AUD	- AUD	(2,665.00) AUD	- AUD	- AUD	- AUD	- AUD	- AUD	46,200.00 AUD
18	06/2020	04/2023	- AUD	- AUD	- AUD	- AUD	- AUD	- AUD	(2,902.61) AUD	- AUD	- AUD	26,308.18 AUD	8,821.90 AUD	- AUD
19	10/2020	04/2023	- AUD	- AUD	- AUD	- AUD	- AUD	- AUD	- AUD	(1,230.00) AUD	- AUD	- AUD	(276.75) AUD	- AUD
20	04/2021	04/2023	- AUD	- AUD	- AUD	- AUD	- AUD	- AUD	- AUD	- AUD	- AUD	- AUD	- AUD	- AUD
21	04/2021	04/2023	- AUD	- AUD	- AUD	- AUD	- AUD	- AUD	- AUD	- AUD	- AUD	- AUD	- AUD	- AUD
22	06/2021	04/2023	- AUD	- AUD	- AUD	- AUD	- AUD	- AUD	- AUD	- AUD	- AUD	- AUD	- AUD	- AUD
23	06/2021	04/2023	- AUD	- AUD	- AUD	- AUD	- AUD	- AUD	- AUD	- AUD	- AUD	- AUD	- AUD	- AUD
24	06/2021	04/2023	- AUD	- AUD	- AUD	- AUD	- AUD	- AUD	- AUD	- AUD	- AUD	- AUD	- AUD	- AUD
25	08/2021	04/2023	- AUD	- AUD	- AUD	- AUD	- AUD	- AUD	- AUD	- AUD	- AUD	(2,665.00) AUD	- AUD	- AUD
26	11/2017	05/2023	- AUD	- AUD	- AUD	- AUD	- AUD	- AUD	- AUD	677.26 AUD	- AUD	- AUD	- AUD	- AUD
27	12/2017	05/2023	- AUD	- AUD	- AUD	- AUD	- AUD	- AUD	500.00 AUD	300.00 AUD	300.00 AUD	492.55 AUD	- AUD	- AUD
28	04/2021	05/2023	- AUD	- AUD	- AUD	- AUD	- AUD	- AUD	- AUD	- AUD	- AUD	- AUD	- AUD	- AUD
29	04/2021	05/2023	- AUD	- AUD	- AUD	- AUD	- AUD	- AUD	- AUD	- AUD	- AUD	- AUD	(35.00) AUD	- AUD
30	08/2021	05/2023	- AUD	- AUD	- AUD	- AUD	- AUD	- AUD	- AUD	- AUD	- AUD	- AUD	- AUD	- AUD
31	08/2021	05/2023	- AUD	- AUD	- AUD	- AUD	- AUD	- AUD	- AUD	- AUD	- AUD	- AUD	53,965.68 AUD	85,307.04 AUD
32	12/2017	06/2023	- AUD	- AUD	- AUD	- AUD	- AUD	- AUD	- AUD	- AUD	- AUD	- AUD	- AUD	1,093.61 AUD
33	04/2020	06/2023	- AUD	- AUD	- AUD	- AUD	- AUD	- AUD	- AUD	- AUD	- AUD	- AUD	- AUD	- AUD
34	07/2020	06/2023	- AUD	- AUD	- AUD	- AUD	- AUD	- AUD	- AUD	- AUD	- AUD	- AUD	- AUD	- AUD
35	05/2021	06/2023	- AUD	- AUD	- AUD	- AUD	- AUD	- AUD	- AUD	- AUD	- AUD	- AUD	(126.25) AUD	- AUD
36	08/2021	06/2023	- AUD	- AUD	- AUD	- AUD	- AUD	- AUD	- AUD	- AUD	- AUD	- AUD	- AUD	- AUD
37	12/2016	07/2023	- AUD	- AUD	- AUD	- AUD	- AUD	- AUD	- AUD	- AUD	- AUD	400.00 AUD	1,790.28 AUD	804.50 AUD
38	01/2020	07/2023	- AUD	- AUD	- AUD	- AUD	- AUD	- AUD	- AUD	- AUD	- AUD	- AUD	- AUD	- AUD
39	08/2020	07/2023	- AUD	- AUD	- AUD	- AUD	- AUD	- AUD	- AUD	- AUD	- AUD	- AUD	- AUD	- AUD
40	08/2020	07/2023	- AUD	- AUD	- AUD	- AUD	- AUD	- AUD	- AUD	- AUD	- AUD	- AUD	- AUD	- AUD
41	12/2020	07/2023	- AUD	- AUD	- AUD	- AUD	- AUD	- AUD	- AUD	- AUD	- AUD	- AUD	- AUD	- AUD
42	04/2021	07/2023	- AUD	- AUD	- AUD	- AUD	- AUD	- AUD	- AUD	- AUD	- AUD	(307.50) AUD	- AUD	- AUD
43	05/2021	07/2023	- AUD	- AUD	- AUD	- AUD	- AUD	- AUD	- AUD	- AUD	- AUD	- AUD	- AUD	768.75 AUD
44	06/2021	07/2023	- AUD	- AUD	- AUD	- AUD	- AUD	- AUD	- AUD	- AUD	- AUD	- AUD	(891.28) AUD	- AUD
45	06/2020	09/2023	- AUD	- AUD	- AUD	- AUD	- AUD	- AUD	- AUD	- AUD	- AUD	- AUD	- AUD	8,467.12 AUD
46	07/2020	09/2023	- AUD	- AUD	- AUD	- AUD	- AUD	- AUD	- AUD	- AUD	- AUD	- AUD	- AUD	- AUD
47	07/2021	09/2023	- AUD	- AUD	- AUD	- AUD	- AUD	- AUD	- AUD	- AUD	- AUD	- AUD	- AUD	502.62 AUD
48	01/2021	10/2023	- AUD	- AUD	- AUD	- AUD	- AUD	- AUD	- AUD	- AUD	- AUD	- AUD	- AUD	- AUD
49	07/2021	10/2023	- AUD	- AUD	- AUD	- AUD	- AUD	- AUD	- AUD	- AUD	- AUD	- AUD	- AUD	- AUD
50	07/2021	10/2023	- AUD	- AUD	- AUD	- AUD	- AUD	- AUD	- AUD	- AUD	- AUD	- AUD	- AUD	- AUD
51	11/2017	11/2023	- AUD	- AUD	- AUD	- AUD	- AUD	- AUD	- AUD	- AUD	- AUD	- AUD	- AUD	- AUD
52	04/2019	11/2023	- AUD	- AUD	- AUD	- AUD	- AUD	- AUD	- AUD	- AUD	- AUD	- AUD	- AUD	- AUD
53	03/2021	11/2023	- AUD	- AUD	- AUD	- AUD	- AUD	- AUD	- AUD	- AUD	- AUD	- AUD	- AUD	- AUD
54	06/2021	11/2023	- AUD	- AUD	- AUD	- AUD	- AUD	- AUD	- AUD	- AUD	- AUD	- AUD	- AUD	- AUD
<b>Total</b>	<b>54</b>		<b>100.00 AUD</b>	<b>- AUD</b>	<b>5,220.71 AUD</b>	<b>9,000.00 AUD</b>	<b>549.97 AUD</b>	<b>(1,665.00) AUD</b>	<b>(2,699.24) AUD</b>	<b>36,982.26 AUD</b>	<b>26,608.18 AUD</b>	<b>6,465.20 AUD</b>	<b>56,500.06 AUD</b>	<b>143,543.84 AUD</b>

Contract Level Data

Net Salvage Recoveries By Contract By Month

#REF!

No.	Month / Year of Origination	Month / Year of Net Salvage	Nov-23	Dec-23	Jan-24	Feb-24	Mar-24	Apr-24	May-24	Jun-24	Jul-24	Aug-24	Sep-24	Oct-24
1	02/2021	07/2022	- AUD	- AUD	- AUD	- AUD	- AUD	- AUD	- AUD	- AUD	- AUD	- AUD	- AUD	- AUD
2	04/2017	08/2022	- AUD	- AUD	- AUD	- AUD	- AUD	- AUD	- AUD	- AUD	- AUD	- AUD	- AUD	- AUD
3	09/2020	08/2022	871.25 AUD	- AUD	- AUD	- AUD	- AUD	- AUD	- AUD	- AUD	- AUD	- AUD	- AUD	- AUD
4	11/2020	08/2022	3,403.41 AUD	- AUD	- AUD	- AUD	- AUD	- AUD	- AUD	- AUD	- AUD	- AUD	- AUD	- AUD
5	03/2021	08/2022	- AUD	- AUD	- AUD	- AUD	- AUD	- AUD	- AUD	- AUD	- AUD	- AUD	- AUD	- AUD
6	08/2021	09/2022	22,000.00 AUD	- AUD	- AUD	- AUD	- AUD	- AUD	- AUD	- AUD	- AUD	- AUD	- AUD	- AUD
7	05/2017	10/2022	200.00 AUD	- AUD	- AUD	- AUD	- AUD	- AUD	- AUD	- AUD	- AUD	- AUD	- AUD	- AUD
8	04/2021	11/2022	- AUD	- AUD	- AUD	- AUD	- AUD	- AUD	- AUD	- AUD	- AUD	- AUD	- AUD	- AUD
9	06/2021	11/2022	- AUD	- AUD	- AUD	- AUD	- AUD	- AUD	- AUD	- AUD	- AUD	- AUD	- AUD	- AUD
10	02/2020	12/2022	- AUD	- AUD	- AUD	- AUD	- AUD	- AUD	- AUD	- AUD	- AUD	- AUD	- AUD	- AUD
11	08/2021	12/2022	- AUD	- AUD	- AUD	- AUD	- AUD	- AUD	- AUD	- AUD	- AUD	- AUD	- AUD	- AUD
12	06/2021	01/2023	- AUD	- AUD	- AUD	- AUD	- AUD	- AUD	- AUD	- AUD	- AUD	- AUD	- AUD	- AUD
13	07/2021	01/2023	- AUD	- AUD	- AUD	- AUD	- AUD	- AUD	- AUD	- AUD	- AUD	- AUD	- AUD	- AUD
14	07/2020	02/2023	- AUD	- AUD	- AUD	- AUD	- AUD	- AUD	- AUD	- AUD	- AUD	- AUD	- AUD	- AUD
15	04/2021	02/2023	- AUD	- AUD	- AUD	- AUD	- AUD	- AUD	- AUD	- AUD	- AUD	- AUD	- AUD	- AUD
16	06/2021	02/2023	- AUD	- AUD	- AUD	- AUD	- AUD	- AUD	- AUD	- AUD	- AUD	- AUD	- AUD	- AUD
17	11/2017	03/2023	- AUD	- AUD	- AUD	- AUD	- AUD	- AUD	- AUD	- AUD	- AUD	- AUD	- AUD	- AUD
18	06/2020	04/2023	2,902.61 AUD	- AUD	- AUD	- AUD	- AUD	- AUD	- AUD	- AUD	- AUD	- AUD	- AUD	- AUD
19	10/2020	04/2023	- AUD	- AUD	- AUD	- AUD	- AUD	- AUD	- AUD	- AUD	- AUD	- AUD	- AUD	- AUD
20	04/2021	04/2023	- AUD	- AUD	- AUD	- AUD	- AUD	- AUD	- AUD	- AUD	- AUD	- AUD	- AUD	- AUD
21	04/2021	04/2023	- AUD	- AUD	- AUD	- AUD	- AUD	- AUD	- AUD	- AUD	- AUD	- AUD	- AUD	- AUD
22	06/2021	04/2023	- AUD	- AUD	- AUD	- AUD	- AUD	- AUD	- AUD	- AUD	- AUD	- AUD	- AUD	- AUD
23	06/2021	04/2023	- AUD	- AUD	- AUD	- AUD	- AUD	- AUD	- AUD	- AUD	- AUD	- AUD	- AUD	- AUD
24	06/2021	04/2023	- AUD	- AUD	- AUD	- AUD	- AUD	- AUD	- AUD	- AUD	- AUD	- AUD	- AUD	- AUD
25	08/2021	04/2023	(1,985.01) AUD	- AUD	- AUD	- AUD	- AUD	- AUD	- AUD	- AUD	- AUD	- AUD	- AUD	- AUD
26	11/2017	05/2023	- AUD	- AUD	- AUD	- AUD	- AUD	- AUD	- AUD	- AUD	- AUD	- AUD	- AUD	- AUD
27	12/2017	05/2023	- AUD	- AUD	- AUD	- AUD	- AUD	- AUD	- AUD	- AUD	- AUD	- AUD	- AUD	- AUD
28	04/2021	05/2023	- AUD	- AUD	- AUD	- AUD	- AUD	- AUD	- AUD	- AUD	- AUD	- AUD	- AUD	- AUD
29	04/2021	05/2023	- AUD	- AUD	- AUD	- AUD	- AUD	- AUD	- AUD	- AUD	- AUD	- AUD	- AUD	- AUD
30	08/2021	05/2023	- AUD	- AUD	- AUD	- AUD	- AUD	- AUD	- AUD	- AUD	- AUD	- AUD	- AUD	- AUD
31	08/2021	05/2023	- AUD	- AUD	- AUD	- AUD	- AUD	- AUD	- AUD	- AUD	- AUD	- AUD	- AUD	- AUD
32	12/2017	06/2023	- AUD	- AUD	- AUD	- AUD	- AUD	- AUD	- AUD	- AUD	- AUD	- AUD	- AUD	- AUD
33	04/2020	06/2023	- AUD	- AUD	- AUD	- AUD	- AUD	- AUD	- AUD	- AUD	- AUD	- AUD	- AUD	- AUD
34	07/2020	06/2023	- AUD	- AUD	- AUD	- AUD	- AUD	- AUD	- AUD	- AUD	- AUD	- AUD	- AUD	- AUD
35	05/2021	06/2023	- AUD	- AUD	- AUD	- AUD	- AUD	- AUD	- AUD	- AUD	- AUD	- AUD	- AUD	- AUD
36	08/2021	06/2023	- AUD	- AUD	- AUD	- AUD	- AUD	- AUD	- AUD	- AUD	- AUD	- AUD	- AUD	- AUD
37	12/2016	07/2023	809.00 AUD	- AUD	- AUD	- AUD	- AUD	- AUD	- AUD	- AUD	- AUD	- AUD	- AUD	- AUD
38	01/2020	07/2023	- AUD	- AUD	- AUD	- AUD	- AUD	- AUD	- AUD	- AUD	- AUD	- AUD	- AUD	- AUD
39	08/2020	07/2023	(2,142.25) AUD	- AUD	- AUD	- AUD	- AUD	- AUD	- AUD	- AUD	- AUD	- AUD	- AUD	- AUD
40	08/2020	07/2023	- AUD	- AUD	- AUD	- AUD	- AUD	- AUD	- AUD	- AUD	- AUD	- AUD	- AUD	- AUD
41	12/2020	07/2023	(35.00) AUD	- AUD	- AUD	- AUD	- AUD	- AUD	- AUD	- AUD	- AUD	- AUD	- AUD	- AUD
42	04/2021	07/2023	(984.00) AUD	- AUD	- AUD	- AUD	- AUD	- AUD	- AUD	- AUD	- AUD	- AUD	- AUD	- AUD
43	05/2021	07/2023	- AUD	- AUD	- AUD	- AUD	- AUD	- AUD	- AUD	- AUD	- AUD	- AUD	- AUD	- AUD
44	06/2021	07/2023	- AUD	- AUD	- AUD	- AUD	- AUD	- AUD	- AUD	- AUD	- AUD	- AUD	- AUD	- AUD
45	06/2020	09/2023	461.25 AUD	- AUD	- AUD	- AUD	- AUD	- AUD	- AUD	- AUD	- AUD	- AUD	- AUD	- AUD
46	07/2020	09/2023	- AUD	- AUD	- AUD	- AUD	- AUD	- AUD	- AUD	- AUD	- AUD	- AUD	- AUD	- AUD
47	07/2021	09/2023	3,500.00 AUD	- AUD	- AUD	- AUD	- AUD	- AUD	- AUD	- AUD	- AUD	- AUD	- AUD	- AUD
48	01/2021	10/2023	- AUD	- AUD	- AUD	- AUD	- AUD	- AUD	- AUD	- AUD	- AUD	- AUD	- AUD	- AUD
49	07/2021	10/2023	- AUD	- AUD	- AUD	- AUD	- AUD	- AUD	- AUD	- AUD	- AUD	- AUD	- AUD	- AUD
50	07/2021	10/2023	- AUD	- AUD	- AUD	- AUD	- AUD	- AUD	- AUD	- AUD	- AUD	- AUD	- AUD	- AUD
51	11/2017	11/2023	- AUD	- AUD	- AUD	- AUD	- AUD	- AUD	- AUD	- AUD	- AUD	- AUD	- AUD	- AUD
52	04/2019	11/2023	- AUD	- AUD	- AUD	- AUD	- AUD	- AUD	- AUD	- AUD	- AUD	- AUD	- AUD	- AUD
53	03/2021	11/2023	- AUD	- AUD	- AUD	- AUD	- AUD	- AUD	- AUD	- AUD	- AUD	- AUD	- AUD	- AUD
54	06/2021	11/2023	- AUD	- AUD	- AUD	- AUD	- AUD	- AUD	- AUD	- AUD	- AUD	- AUD	- AUD	- AUD
<b>Total</b>	<b>54</b>		<b>29,001.26 AUD</b>	- AUD	- AUD	- AUD	- AUD	- AUD	- AUD	- AUD	- AUD	- AUD	- AUD	- AUD

**Contract Level Data**                      **Net Salvage Recoveries By Contract By Month**

No.	Month / Year of Origination	Month / Year of Net Salvage	Nov-24	Dec-24	Jan-25	Feb-25	Mar-25	Apr-25	May-25	Jun-25	Jul-25	Aug-25
1	02/2021	07/2022	- AUD	- AUD	- AUD	- AUD	- AUD	- AUD	- AUD	- AUD	- AUD	- AUD
2	04/2017	08/2022	- AUD	- AUD	- AUD	- AUD	- AUD	- AUD	- AUD	- AUD	- AUD	- AUD
3	09/2020	08/2022	- AUD	- AUD	- AUD	- AUD	- AUD	- AUD	- AUD	- AUD	- AUD	- AUD
4	11/2020	08/2022	- AUD	- AUD	- AUD	- AUD	- AUD	- AUD	- AUD	- AUD	- AUD	- AUD
5	03/2021	08/2022	- AUD	- AUD	- AUD	- AUD	- AUD	- AUD	- AUD	- AUD	- AUD	- AUD
6	08/2021	09/2022	- AUD	- AUD	- AUD	- AUD	- AUD	- AUD	- AUD	- AUD	- AUD	- AUD
7	05/2017	10/2022	- AUD	- AUD	- AUD	- AUD	- AUD	- AUD	- AUD	- AUD	- AUD	- AUD
8	04/2021	11/2022	- AUD	- AUD	- AUD	- AUD	- AUD	- AUD	- AUD	- AUD	- AUD	- AUD
9	06/2021	11/2022	- AUD	- AUD	- AUD	- AUD	- AUD	- AUD	- AUD	- AUD	- AUD	- AUD
10	02/2020	12/2022	- AUD	- AUD	- AUD	- AUD	- AUD	- AUD	- AUD	- AUD	- AUD	- AUD
11	08/2021	12/2022	- AUD	- AUD	- AUD	- AUD	- AUD	- AUD	- AUD	- AUD	- AUD	- AUD
12	06/2021	01/2023	- AUD	- AUD	- AUD	- AUD	- AUD	- AUD	- AUD	- AUD	- AUD	- AUD
13	07/2021	01/2023	- AUD	- AUD	- AUD	- AUD	- AUD	- AUD	- AUD	- AUD	- AUD	- AUD
14	07/2020	02/2023	- AUD	- AUD	- AUD	- AUD	- AUD	- AUD	- AUD	- AUD	- AUD	- AUD
15	04/2021	02/2023	- AUD	- AUD	- AUD	- AUD	- AUD	- AUD	- AUD	- AUD	- AUD	- AUD
16	06/2021	02/2023	- AUD	- AUD	- AUD	- AUD	- AUD	- AUD	- AUD	- AUD	- AUD	- AUD
17	11/2017	03/2023	- AUD	- AUD	- AUD	- AUD	- AUD	- AUD	- AUD	- AUD	- AUD	- AUD
18	06/2020	04/2023	- AUD	- AUD	- AUD	- AUD	- AUD	- AUD	- AUD	- AUD	- AUD	- AUD
19	10/2020	04/2023	- AUD	- AUD	- AUD	- AUD	- AUD	- AUD	- AUD	- AUD	- AUD	- AUD
20	04/2021	04/2023	- AUD	- AUD	- AUD	- AUD	- AUD	- AUD	- AUD	- AUD	- AUD	- AUD
21	04/2021	04/2023	- AUD	- AUD	- AUD	- AUD	- AUD	- AUD	- AUD	- AUD	- AUD	- AUD
22	06/2021	04/2023	- AUD	- AUD	- AUD	- AUD	- AUD	- AUD	- AUD	- AUD	- AUD	- AUD
23	06/2021	04/2023	- AUD	- AUD	- AUD	- AUD	- AUD	- AUD	- AUD	- AUD	- AUD	- AUD
24	06/2021	04/2023	- AUD	- AUD	- AUD	- AUD	- AUD	- AUD	- AUD	- AUD	- AUD	- AUD
25	08/2021	04/2023	- AUD	- AUD	- AUD	- AUD	- AUD	- AUD	- AUD	- AUD	- AUD	- AUD
26	11/2017	05/2023	- AUD	- AUD	- AUD	- AUD	- AUD	- AUD	- AUD	- AUD	- AUD	- AUD
27	12/2017	05/2023	- AUD	- AUD	- AUD	- AUD	- AUD	- AUD	- AUD	- AUD	- AUD	- AUD
28	04/2021	05/2023	- AUD	- AUD	- AUD	- AUD	- AUD	- AUD	- AUD	- AUD	- AUD	- AUD
29	04/2021	05/2023	- AUD	- AUD	- AUD	- AUD	- AUD	- AUD	- AUD	- AUD	- AUD	- AUD
30	08/2021	05/2023	- AUD	- AUD	- AUD	- AUD	- AUD	- AUD	- AUD	- AUD	- AUD	- AUD
31	08/2021	05/2023	- AUD	- AUD	- AUD	- AUD	- AUD	- AUD	- AUD	- AUD	- AUD	- AUD
32	12/2017	06/2023	- AUD	- AUD	- AUD	- AUD	- AUD	- AUD	- AUD	- AUD	- AUD	- AUD
33	04/2020	06/2023	- AUD	- AUD	- AUD	- AUD	- AUD	- AUD	- AUD	- AUD	- AUD	- AUD
34	07/2020	06/2023	- AUD	- AUD	- AUD	- AUD	- AUD	- AUD	- AUD	- AUD	- AUD	- AUD
35	05/2021	06/2023	- AUD	- AUD	- AUD	- AUD	- AUD	- AUD	- AUD	- AUD	- AUD	- AUD
36	08/2021	06/2023	- AUD	- AUD	- AUD	- AUD	- AUD	- AUD	- AUD	- AUD	- AUD	- AUD
37	12/2016	07/2023	- AUD	- AUD	- AUD	- AUD	- AUD	- AUD	- AUD	- AUD	- AUD	- AUD
38	01/2020	07/2023	- AUD	- AUD	- AUD	- AUD	- AUD	- AUD	- AUD	- AUD	- AUD	- AUD
39	08/2020	07/2023	- AUD	- AUD	- AUD	- AUD	- AUD	- AUD	- AUD	- AUD	- AUD	- AUD
40	08/2020	07/2023	- AUD	- AUD	- AUD	- AUD	- AUD	- AUD	- AUD	- AUD	- AUD	- AUD
41	12/2020	07/2023	- AUD	- AUD	- AUD	- AUD	- AUD	- AUD	- AUD	- AUD	- AUD	- AUD
42	04/2021	07/2023	- AUD	- AUD	- AUD	- AUD	- AUD	- AUD	- AUD	- AUD	- AUD	- AUD
43	05/2021	07/2023	- AUD	- AUD	- AUD	- AUD	- AUD	- AUD	- AUD	- AUD	- AUD	- AUD
44	06/2021	07/2023	- AUD	- AUD	- AUD	- AUD	- AUD	- AUD	- AUD	- AUD	- AUD	- AUD
45	06/2020	09/2023	- AUD	- AUD	- AUD	- AUD	- AUD	- AUD	- AUD	- AUD	- AUD	- AUD
46	07/2020	09/2023	- AUD	- AUD	- AUD	- AUD	- AUD	- AUD	- AUD	- AUD	- AUD	- AUD
47	07/2021	09/2023	- AUD	- AUD	- AUD	- AUD	- AUD	- AUD	- AUD	- AUD	- AUD	- AUD
48	01/2021	10/2023	- AUD	- AUD	- AUD	- AUD	- AUD	- AUD	- AUD	- AUD	- AUD	- AUD
49	07/2021	10/2023	- AUD	- AUD	- AUD	- AUD	- AUD	- AUD	- AUD	- AUD	- AUD	- AUD
50	07/2021	10/2023	- AUD	- AUD	- AUD	- AUD	- AUD	- AUD	- AUD	- AUD	- AUD	- AUD
51	11/2017	11/2023	- AUD	- AUD	- AUD	- AUD	- AUD	- AUD	- AUD	- AUD	- AUD	- AUD
52	04/2019	11/2023	- AUD	- AUD	- AUD	- AUD	- AUD	- AUD	- AUD	- AUD	- AUD	- AUD
53	03/2021	11/2023	- AUD	- AUD	- AUD	- AUD	- AUD	- AUD	- AUD	- AUD	- AUD	- AUD
54	06/2021	11/2023	- AUD	- AUD	- AUD	- AUD	- AUD	- AUD	- AUD	- AUD	- AUD	- AUD
<b>Total</b>	<b>54</b>		- AUD	- AUD	- AUD	- AUD	- AUD	- AUD	- AUD	- AUD	- AUD	- AUD