

Deal Name: **Driver Australia Seven**

Issuer: Perpetual Corporate Trust Limited (ABN 99 000 341 533)
of Level 18, 123 Pitt Street,
Sydney NSW 2000 Australia
in its capacity as trustee of the Driver Australia Seven Trust.

Originator of the Receivables: Volkswagen Financial Services Australia Pty Ltd

Seller of the Receivables: Volkswagen Financial Services Australia Pty Ltd

Servicer name: Volkswagen Financial Services Australia Pty Ltd

Reporting Entity: Volkswagen Financial Services Australia Pty Ltd
ABS Operations
(Physical Address)
Level 1, 24 Muir Road,
Chullora NSW 2190
(Postal Address)
Locked Bag 4002
Chullora NSW 2190

Contact: Phone: +61 2 9751 6257
Fax: +61 2 9695 6399
Email: ABSOperations.Australia@vwfs.com.au

Corporate Service Provider: Perpetual Corporate Trust Limited
(ABN 99 000 341 533)
of Level 18, 123 Pitt Street,
Sydney NSW 2000 Australia in its personal capacity.



Contents

Page	Table of Contents
1	Cover
2	Contents
3	Reporting Details
4	Parties Overview
5	Transaction Events I
6	Transaction Events II
7	Transaction Events III
8	Information regarding the Notes I
9	Information regarding the Notes II
10	Cash Collateral Account
11	Credit Enhancement
12	Swap Fixing / Waterfall
13	Retention of Net Economic Interest
14	Amortisation Profile I
15	Amortisation Profile II
16	Run Out Schedule I
18	Run Out Schedule II
19	Outstanding Contracts I
21	Outstanding Contracts II
22	Arrears
24	Net Salvage Loss
25	Net Salvage After Recoveries
26	Prepayments
27	Pool Data I
29	Pool Data II
30	Pool Data III
32	Pool Data IV
34	Pool Data V
36	Pool Data VI
37	Pool Data VII
43	Pool Data VIII
45	Pool Data IX
47	Hardship Extensions
48	Engine Type
50	Contract Level Data

Reporting Details

Deal Overview

Pool Cut Date	31/10/2021	Publication Date:	16/01/2024 (16th of each month)
Scheduled Date of Clean-Up-Call	09/2025	Payment Date:	22/01/2024 (21st of each month)
Legal Maturity Date	21/01/2030	Reporting Date:	31/12/2023
Issue Date	22/11/2021	Asset Collection Period:	from 01/12/2023 until 31/12/2023
Period No.:	26	Interest Accrual Period	from 21/12/2023 until 22/01/2024
Reporting frequency:	Monthly	Note Payment Period:	from 21/12/2023 until 22/01/2024
Next Payment Date:	21/02/2024	Days accrued:	32

Vehicle Type at Pool Cut	Number of Contracts	Percentage of Contracts	Outstanding Discounted Receivables Balance	Percentage Outstanding Discounted Receivables Balance
New	10,680	70.07%	463,158,976.27 AUD	77.19%
Used	4,561	29.93%	136,866,121.79 AUD	22.81%
Total	15,241	100.00%	600,025,098.06 AUD	100.00%

Credit Type at Pool Cut	Number of Contracts	Percentage of Contracts	Outstanding Discounted Receivables Balance	Percentage Outstanding Discounted Receivables Balance
Chattel Mortgage	9,371	61.49%	414,965,143.56 AUD	69.16%
Consumer Loan	5,870	38.51%	185,059,954.50 AUD	30.84%
Total	15,241	100.00%	600,025,098.06 AUD	100.00%

Parties Overview

<p>Lead Managers:</p> <p>Australia and New Zealand Banking Group Limited (ABN 11 005 357 522) ANZ Tower 242 Pitt Street Sydney, NSW 2000 Australia</p> <p>Bank of America Merrill Lynch (which is the trading name of Merrill Lynch International) (ARBN 125 336 567) Merrill Lynch Financial Centre 2 King Edward Street London EC1A 1HQ United Kingdom</p>	<p>Security Trustee:</p> <p>P.T. Limited (ABN 67 004 454 666) Level 18 123 Pitt Street Sydney NSW 2000 Australia</p>
<p>Trustee:</p> <p>Perpetual Corporate Trust Limited (ABN 99 000 341 533) of Level 18, 123 Pitt Street, Sydney NSW 2000 Australia in its capacity as trustee of the Driver Australia Seven Trust.</p>	<p>Trust Manager:</p> <p>Perpetual Nominees Limited (ABN 37 000 733 700) of Level 18, 123 Pitt Street, Sydney NSW 2000 Australia in its capacity as the trust manager for the Driver Australia Seven Trust</p>
<p>Sub Trust Manager:</p> <p>Volkswagen Financial Services Australia Pty Limited (ABN 20 097 071 460) Level 1, 24 Muir Road, Chullora, NSW 2190</p>	<p>Account Bank:</p> <p>Australia and New Zealand Banking Group Limited (ABN 11 005 357 522) ANZ Tower 242 Pitt Street Sydney, NSW 2000 Australia</p>
<p>Clearing Systems:</p> <p>Austraclear Limited 30-32 Grosvenor Street. Sydney, NSW 2000</p>	<p>Swap Counterparty:</p> <p>ING Bank N.V. (ID 26 300 892 1) Bijlmerdreef 106 1102 CT Amsterdam The Netherlands</p>
<p>Servicer:</p> <p>Volkswagen Financial Services Australia Pty Limited (ABN 20 097 071 460) Level 1, 24 Muir Road, Chullora, NSW 2190 email: ABSOperations.Australia@vwfs.com.au phone: +61 2 9751 6257</p>	<p>Rating Agencies:</p> <p>Fitch Ratings Attn.: Australia Surveillance Suite 15.01, Level 15, 135 King Street Sydney, NSW 2000 Australia email: australia.surveillance@fitchratings.com</p> <p>Moody's Attn.: Monitor Sydney Level 10, 1 O'Connell Street Sydney, NSW 2000 Australia email: Monitor.Sydney@moodys.com</p>

Transaction Events (I)

Clean-Up Call Condition

Percentage of Current Outstanding Discounted Receivables Balance	38.98%	
Min. Percentage of Outstanding Discounted Receivables Balance	10.00%	The Clean-Up-Call Condition is expected to be reached in 09/2025.

Clean-Up Call

VWFS Australia will have the right at its option to exercise a Clean-Up Call and to repurchase all (but not only some) of the Purchased Receivables from the Issuer at any time when the then outstanding Aggregate Discounted Receivables Balance is less than ten (10) per cent. of the Aggregate Cut-off Date Discounted Receivables Balance and, assuming the Transaction Documents are given full effect, all payment obligations under the Notes, including principal and accrued interest, will thereby be fulfilled in accordance with the Order of Priority (the Clean-up Call Conditions).

Repurchase of Receivables	Number of contracts	% of Contracts	Outstanding Discounted Receivables Balance	% of Outstanding Discounted Receivables Balance	Interest Compensation Payment	Re-Purchase Price
Current Period	-	0.00%	- AUD	0.00%	- AUD	- AUD
Previous Periods	-	0.00%	- AUD	0.00%	- AUD	- AUD
Total	-	0.00%	- AUD	0.00%	- AUD	- AUD

If a repurchase of receivables occurred, it would only result from non-eligibility as of the respective Pool Cut Date (which has been discovered at a later stage), a Legitimate Repudiation of a Receivables Contract, a Reloaded Contract or a Flat-Cancelled Contract.

Transaction Party Replacements

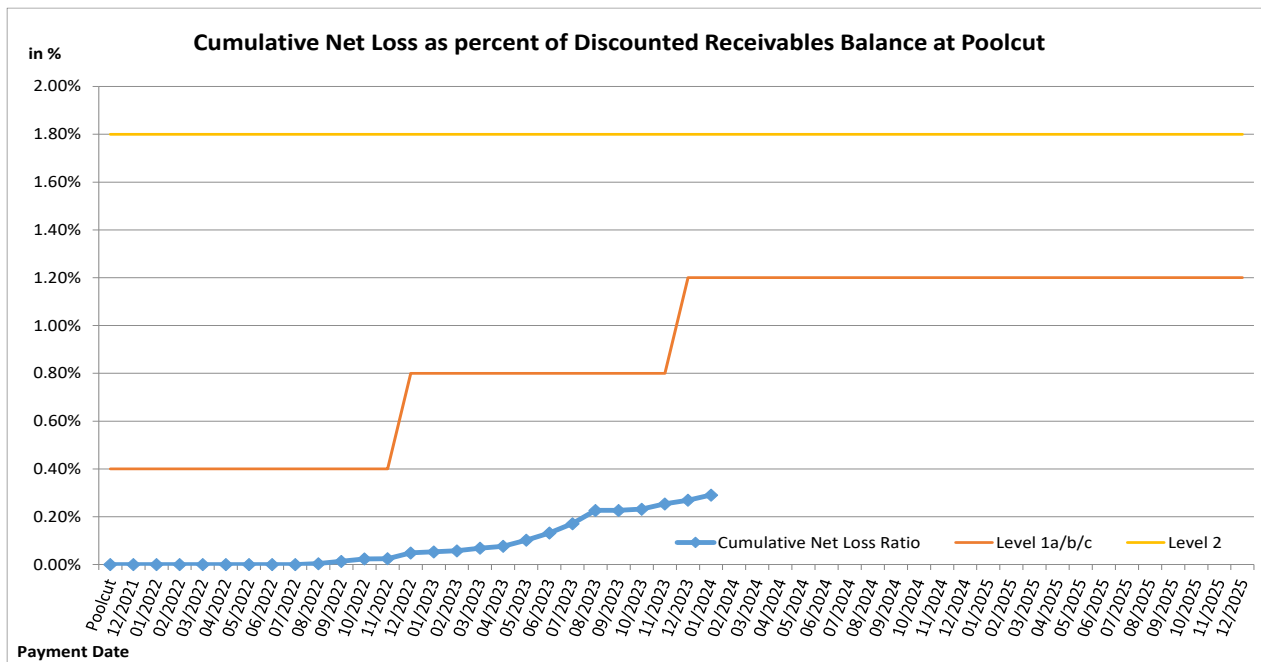
Capacity of Transaction Party	Date of Replacement	Reason for Replacement	Replaced Party	Replaced by

Transaction Events (II)

Credit Enhancement Increase Conditions

Level 1a Credit Enhancement Increase Condition - Cumulative Net Losses do not amount to 0.4% for any Payment Date prior to or during Nov 2022	NO
Level 1b Credit Enhancement Increase Condition - Cumulative Net Losses do not amount to 0.8% for any Payment Date from Dec 2022 but prior to or during Nov 2023	NO
Level 1c Credit Enhancement Increase Condition - Cumulative Net Losses do not amount to 1.2% for any Payment Date after Nov 2023	NO
Level 2 Credit Enhancement Increase Condition - Cumulative Net Losses do not amount to 1.8% for any Payment Date	NO

Net losses	Net Loss Amount
Net Salvage Loss registered in current Period	128,949.95 AUD
Cumulative Net Salvage Loss incl. current Period	1,745,447.26 AUD
Cumulative Net Salvage Loss as of the End of the Monthly Period	1,745,447.26 AUD
Discounted Balance as of Pool Cut Date	600,025,098.06 AUD
Cumulative Net Loss as percentage of Discounted Receivables Balance at Pool Cut	0.29090%



Transaction Events (III)

Account Bank:

Australia and New Zealand Banking Group Limited

Current Rating *

Minimum required Rating (if no short term Rating available, the higher long term rating is applicable)

or

Fitch			Moody's		
Long Term	Short Term	Outlook	Long Term	Short Term	Outlook
A+	F1	Stable	Aa3	P-1	Stable
-	F1	-	A2	P-1	-
A	-	-	A2	P-1	-

If the Account Bank ceases to have the Account Bank Required Rating it shall, at its own cost,

(i) transfer the accounts to an Eligible Collateral Bank, or

(ii) provide a guarantee from an Eligible Guarantor, or

If none of the measures is taken within a given timespan, the Issuer may enter into new banking arrangements at its own initiative with another Account Bank.

(Please refer to the Prospectus for a complete description of the mechanism)

Required Rating:

Fulfilled

Swap Counterparty

ING Bank N.V.

Current Rating *

Minimum required Rating for Class A Notes

Minimum required Rating for Class B Notes

Fitch			Moody's		
Long Term	Short Term	Outlook	Long Term	Short Term	Outlook
AA-	F1+	Stable	A1	P-1	Stable
A	F1	-	A3	-	-
-	-	-	A3	-	-

If the Swap Bank falls below the above mentioned Minimum Rating (Level I) it shall provide Eligible Credit Support by means of Cash or certain types of Prime Debt Obligations

If the Swap Bank ceases to have the even lower Rating as an Eligible Swap Counterparty (Level II) it shall, at its own cost,

(i) transfer all rights and obligations under the Swap Agreement to another Eligible Swap Partner or

(ii) provide a guarantee from an Eligible Guarantor.

If none of the measures is taken within a given timespan, the Issuer may enter into new arrangements at its own initiative with another Swap Bank.

(Please refer to the Prospectus for a complete description of the mechanism)

Required Rating:

Fulfilled

Servicer

Volkswagen Financial Services Australia Pty Ltd

If the Monthly Remittance Condition is satisfied, VWFS Australia, as the Servicer, is required to pay collections of the Purchased Receivables (including proceeds from the disposition of any Financed Objects) received by it during each Monthly Period into the Distribution Account in a single deposit no later than the Payment Date for that Monthly Period.

If the Monthly Remittance Condition is not met, the Servicer must remit collections received by it in respect of the Purchased Receivables in accordance with the procedure outlined in detail in "ADMINISTRATION OF THE PURCHASED RECEIVABLES UNDER THE SERVICING AGREEMENT - Commingling".

**Monthly
Remittance
Condition:**

Fulfilled

Information regarding the Notes I

Rating at Issue Date	Class A	Class B
Moody's	Aaa (sf)	Aa2 (sf)
Fitch	AAAsf	NRsf

Current Rating	Class A	Class B
Moody's	Aaa (sf)	Aa1 (sf)
Fitch	AAAsf	NRsf

Information on Notes	Class A	Class B
Legal maturity date	21/01/2030	21/01/2030
Scheduled Clean Up Call	Sep 2025	Sep 2025
ISIN:	AU3FN0063434	AU3FN0063442
Common Code:	239718256	239718272
Nominal Amount	100,000.00 AUD	100,000.00 AUD

Information on Interest	Class A	Class B
Spread/ Margin	70 bps	100 bps
Index Rate	1-Month-BBSW	1-Month-BBSW
Fixed/Floating	floating	floating
Current Coupon	1-Month-BBSW + 70	1-Month-BBSW + 100
Day Count Convention	actual/365	actual/365

Information regarding the Notes II

Monthly Period:	12/2023
Payment Date:	22/01/2024
Interest Accrual Period (from/until)	from 21/12/2023 until 22/01/2024
Days accrued	32
Index Rate	1-Month-BBSW
Base Interest Rate:	4.3081%
Day Count Convention	actual/365

Interest Payments	Class A	Class B
Total Interest Amount of the Reporting Period	794,623.43 AUD	91,050.98 AUD
Paid Interest	794,623.43 AUD	91,050.98 AUD

Unpaid Interest	Class A	Class B
Unpaid Interest in the Reporting Period	- AUD	- AUD
Cumulative unpaid Interest	- AUD	- AUD

Note Balance	Class A	Class B
Note Balance as of Poolcut	526,200,000.00 AUD	33,000,000.00 AUD
Note Balance as of the Beginning of the Period	180,980,280.84 AUD	19,565,386.50 AUD
Redemption Amount per Class	7,918,573.32 AUD	856,026.60 AUD
Class Balance as of the End of the Period	173,061,707.52 AUD	18,709,359.90 AUD

Payments to Investors per note	Class A	Class B
Interest Per Note	151.01 AUD	275.91 AUD
Principal Repayment by note	1,504.86 AUD	2,594.02 AUD
Number of Notes	5,262	330
Note Factor	0.3288896	0.5669503

Overcollateralisation Percentage	Class A	Class B
Initial OC Percentage at Poolcut	12.3037%	6.8039%
Current OC Percentage	26.0000%	18.0000%
Target OC Percentage	26.0000%	18.0000%

Subordinated Loan	
Balance as of the Beginning of the Period	34,115,247.75 AUD
Regular Redemption from Waterfall	723,669.24 AUD
Redemption from Cash Collateral Account	- AUD
Balance as of the End of the Period	33,391,578.51 AUD

Cash Collateral Account

Cash collateral account (CCA)	Value
CCA Opening Balance - Initial balance at poolcut	7,200,000.00 AUD
Balance as of the beginning of the period	6,000,000.00 AUD
Specified General Cash Collateral Account Balance	6,000,000.00 AUD
the greater of: 1.20 per cent of the Aggregate Discounted Receivables Balance as of the end of the Monthly Period; and	2,806,405.83 AUD
the lesser of: \$6,000,000; and	6,000,000.00 AUD
the aggregate outstanding principal amount of the Class A Notes and Class B Notes as of the end of the Monthly Period	200,545,667.34 AUD
Payments	- AUD
General payment from CCA	- AUD
General payment to CCA	- AUD
Balance as of the end of the period	6,000,000.00 AUD

Credit Enhancement

Credit Enhancement as of Poolcut Date	% of Aggregate Discounted Receivables Balance	Value
Class B Note	5.50%	33,000,000.00 AUD
Subordinated Loan	5.80%	34,825,098.06 AUD
Overcollateralisation	1.00%	6,000,000.00 AUD
Cash Collateral Account	1.20%	7,200,000.00 AUD

Cash Collateral Account (CCA)	Value	in % of Outstanding Discounted Receivables Balance as of Poolcut Date
Initial Balance at Poolcut	7,200,000.00 AUD	1.20%
Initial Targeted Balance at Poolcut	7,200,000.00 AUD	1.20%
Current Targeted Balance	6,000,000.00 AUD	1.00%
Balance as of the Beginning of the Period	6,000,000.00 AUD	1.00%
Payment from CCA	- AUD	0.00%
Payment to CCA	- AUD	0.00%
Balance as of the End of the Period	6,000,000.00 AUD	1.00%

Calculation of Credit Enhancement

Initially, Driver Australia Seven's Credit Enhancement consists of the respective Note Issue in comparison to the Discounted Receivables Balance as of Poolcut, minus any Senior Debt Issuance. This 'Overcollateralisation' (i.e. Credit Enhancement excluding the Cash Collateral Account) is specific for each Note Series and increases with its seniority.

Subsequently, the 'Overcollateralisation' is calculated (as an Overcollateralisation Percentage) on a monthly basis, all on end of month figures. Considering the seniority of the respective Note Series, redemption is made until a Target Overcollateralisation Percentage has been reached. All remaining funds will be used to perform payments in the more junior positions of the Order of Priority.

The Target OC percentages for each Note Class are determined subject to 3 items:

- They will increase in 2 steps in case the Cumulative Net Loss Ratio exceeds a certain level and Credit Enhancement Increase Condition is met.
- They will increase to 100% if the Aggregate Discounted Receivables Balance falls below 10.00% of the Aggregate Discounted Receivables Balance at Cut-Off Date (without a Clean-Up Call being exercised).
- A Foreclosure Event causes the transaction to switch into sequential payment mode, in which case the OC Percentages will not determine the maximum redemption amount and may be exceeded.

In addition, there is the 'General Cash Reserve', in the form of a Cash Collateral Account, which is in principle to the benefit of all Tranches over the entire lifetime of the transaction.

Swap Fixing / Waterfall

Amortising Interest Rate Swap	Class A	Class B
Initial Principal	526,200,000.00 AUD	33,000,000.00 AUD
Underlying Principal for Reporting Period	180,980,280.84 AUD	19,565,386.50 AUD
Paying Leg	Fixed Interest Rate	Fixed Interest Rate
Receiving Leg	Floating Interest Rate	Floating Interest Rate
Net Swap Payments - Net Swap Receipts	(567,643.99 AUD)	(59,550.71 AUD)

Available Distribution Amount Calculation	Payment to waterfall position	Remaining Amount
1) i) Available Collections Amount from Contracts	11,849,738.61 AUD	11,849,738.61 AUD
1) ii) Available Collections - Interest on Trust Account	27,675.98 AUD	11,877,414.59 AUD
2) Drawings From Cash Collateral Account as provided for in clause 12.1 of the Issue Supplement	- AUD	11,877,414.59 AUD
3) i) Net Swap Receipts - Class A	567,643.99 AUD	12,445,058.58 AUD
3) ii) Net Swap Receipts - Class B	59,550.71 AUD	12,504,609.29 AUD
4) Damages and Indemnity Payments to Issuer	- AUD	12,504,609.29 AUD
5) Other Reimbursement Amounts	- AUD	12,504,609.29 AUD
6) Buffer Release Amount	(574,150.63 AUD)	11,930,458.66 AUD
Remaining Rounding Amount (M-1)	46.21 AUD	11,930,504.87 AUD

Waterfall	Payment to waterfall position	Remaining Amount
Available Distribution Amount	- AUD	11,930,504.87 AUD
1) Trust Beneficiary \$1	(1.00 AUD)	11,930,503.87 AUD
2) Taxes	- AUD	11,930,503.87 AUD
3) Trust Fees & Expenses and Servicer Fees	(258,689.68 AUD)	11,671,814.19 AUD
4. a) Net Swap Payments - Class A Notes	- AUD	11,671,814.19 AUD
4. b) Net Swap Payments - Class B Notes	- AUD	11,671,814.19 AUD
5. a) Interest accrued in prev. month - Class A	(794,623.43 AUD)	10,877,190.76 AUD
5. b) Interest Shortfalls from prior months - Class A	- AUD	10,877,190.76 AUD
6. a) Interest accrued in prev. month - Class B	(91,050.98 AUD)	10,786,139.78 AUD
6. b) Interest Shortfalls from prior months - Class B	- AUD	10,786,139.78 AUD
7) Payment to Cash Collateral Account	- AUD	10,786,139.78 AUD
8) Principal Payment - Class A	(7,918,573.32 AUD)	2,867,566.46 AUD
9) Principal Payment - Class B	(856,026.60 AUD)	2,011,539.86 AUD
Remaining Rounding Amount (Current Period)	(16.49 AUD)	2,011,523.37 AUD
10) Penalties, Costs, Expenses, Damages, Losses or Liabilities	- AUD	2,011,523.37 AUD
11) Other Payment to Swap Counterparties	- AUD	2,011,523.37 AUD
12) Subordinated Loan Accrued and Unpaid Interest	(1,287,854.13 AUD)	723,669.24 AUD
Interest Accrued this period on the Subordinated Loan	(200,036.11 AUD)	1,811,487.26 AUD
Unpaid Interest on the Subordinated Loan	(1,087,818.02 AUD)	723,669.24 AUD
13) Subordinated Loan Principal	(723,669.24 AUD)	- AUD
14) Surplus Income Distribution to Beneficiary of the Trust	- AUD	- AUD

Distribution of Cash Collateral Account surplus	Payment	Remaining Amount
Payment from CCA	- AUD	- AUD
Payment of Interest Accrued this period on the Subordinated Loan	- AUD	- AUD
Payment of Unpaid Interest on the Subordinated Loan	- AUD	- AUD
Payment in respect of regular redemption to subordinated lender	- AUD	- AUD
Distribution to Beneficiary of the Trust	- AUD	- AUD

Retention of Net Economic Interest

Period	Poolcut	Balance as at Current Period
Total Assets	684,926,843.21 AUD	252,508,835.84 AUD
Nominal Receivables Balance	684,926,843.21 AUD	252,508,835.84 AUD
First loss piece	48,025,098.06 AUD	48,096,085.43 AUD
Subordinated Loan balance	34,825,098.06 AUD	33,391,578.51 AUD
Overcollateralisation	6,000,000.00 AUD	8,704,506.92 AUD
General Cash Collateral Account balance	7,200,000.00 AUD	6,000,000.00 AUD
Actual retention	7.01%	19.05%

In its capacity as originator and original lender, VWFSA complies with the retention requirement of a material net economic interest in accordance with Article 6 (3) (d) of the European Securitisation Regulation.

By adhering to Article 6 (3) (d) of the European Securitisation Regulation, VWFSA will keep the exposures designated for retention on its balance sheet on an ongoing basis.

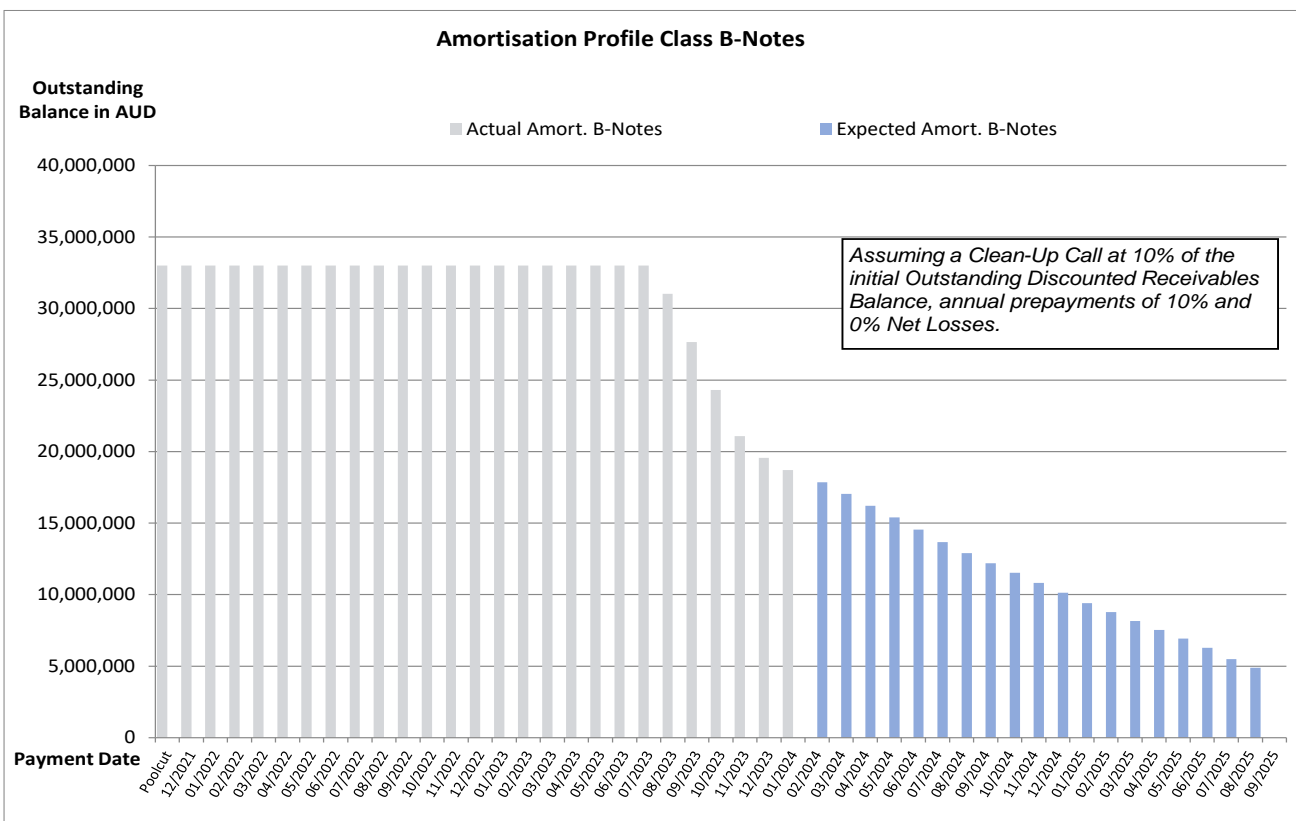
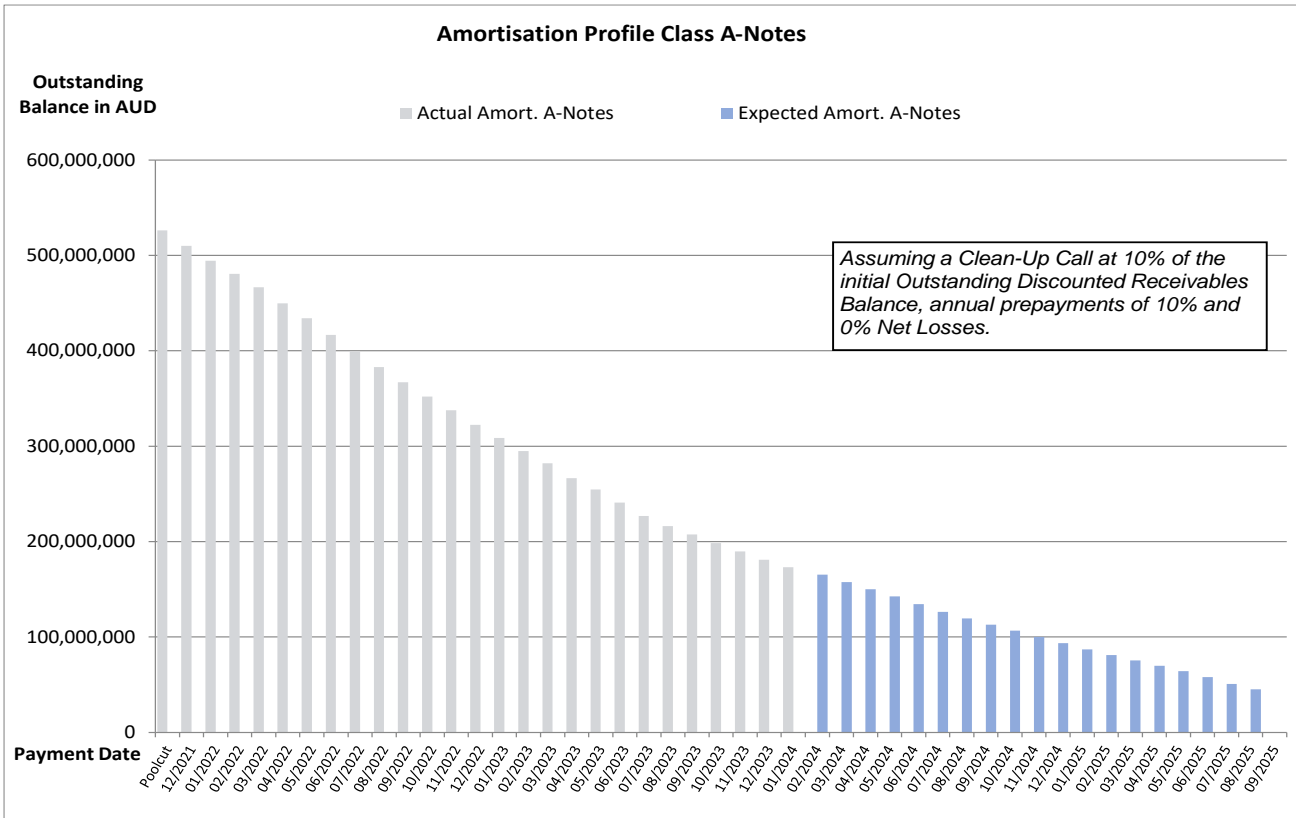
The latest end of month level of retention will be published on a monthly basis in the investor report.

Amortisation Profile I

Note Class	Class A		Class B	
	At Closing: 1.85 yrs	Current: 1.06 yrs	At Closing: 2.84 yrs	Current: 1.06 yrs
WAL	Actual Note Balance	Forecasted Note Balance	Actual Note Balance	Forecasted Note Balance
Payment Date	Actual Note Balance	Forecasted Note Balance	Actual Note Balance	Forecasted Note Balance
Poolcut	526,200,000.00 AUD	- AUD	33,000,000.00 AUD	- AUD
12/2021	510,049,185.54 AUD	- AUD	33,000,000.00 AUD	- AUD
01/2022	494,276,866.74 AUD	- AUD	33,000,000.00 AUD	- AUD
02/2022	480,766,050.30 AUD	- AUD	33,000,000.00 AUD	- AUD
03/2022	466,604,640.18 AUD	- AUD	33,000,000.00 AUD	- AUD
04/2022	449,793,707.82 AUD	- AUD	33,000,000.00 AUD	- AUD
05/2022	434,204,927.58 AUD	- AUD	33,000,000.00 AUD	- AUD
06/2022	416,766,133.38 AUD	- AUD	33,000,000.00 AUD	- AUD
07/2022	399,553,605.18 AUD	- AUD	33,000,000.00 AUD	- AUD
08/2022	382,999,405.80 AUD	- AUD	33,000,000.00 AUD	- AUD
09/2022	367,050,704.76 AUD	- AUD	33,000,000.00 AUD	- AUD
10/2022	352,075,000.14 AUD	- AUD	33,000,000.00 AUD	- AUD
11/2022	337,754,730.24 AUD	- AUD	33,000,000.00 AUD	- AUD
12/2022	322,389,374.52 AUD	- AUD	33,000,000.00 AUD	- AUD
01/2023	308,497,905.00 AUD	- AUD	33,000,000.00 AUD	- AUD
02/2023	295,031,605.08 AUD	- AUD	33,000,000.00 AUD	- AUD
03/2023	282,007,734.12 AUD	- AUD	33,000,000.00 AUD	- AUD
04/2023	266,550,924.84 AUD	- AUD	33,000,000.00 AUD	- AUD
05/2023	254,648,386.08 AUD	- AUD	33,000,000.00 AUD	- AUD
06/2023	240,840,950.70 AUD	- AUD	33,000,000.00 AUD	- AUD
07/2023	227,003,048.34 AUD	- AUD	33,000,000.00 AUD	- AUD
08/2023	216,117,548.94 AUD	- AUD	31,022,277.00 AUD	- AUD
09/2023	207,506,075.46 AUD	- AUD	27,654,914.10 AUD	- AUD
10/2023	198,541,679.64 AUD	- AUD	24,302,025.00 AUD	- AUD
11/2023	189,750,982.44 AUD	- AUD	21,078,129.60 AUD	- AUD
12/2023	180,980,280.84 AUD	- AUD	19,565,386.50 AUD	- AUD
01/2024	173,061,707.52 AUD	- AUD	18,709,359.90 AUD	- AUD
02/2024	-	165,237,832.62 AUD	-	17,863,549.48 AUD
03/2024	-	157,686,948.82 AUD	-	17,047,237.71 AUD
04/2024	-	150,041,500.34 AUD	-	16,220,702.74 AUD
05/2024	-	142,484,582.89 AUD	-	15,403,738.69 AUD
06/2024	-	134,570,135.00 AUD	-	14,548,122.71 AUD
07/2024	-	126,470,168.89 AUD	-	13,672,450.69 AUD
08/2024	-	119,428,221.60 AUD	-	12,911,159.09 AUD
09/2024	-	112,786,901.81 AUD	-	12,193,178.58 AUD
10/2024	-	106,598,374.40 AUD	-	11,524,148.59 AUD
11/2024	-	100,017,701.07 AUD	-	10,812,724.44 AUD
12/2024	-	93,676,803.29 AUD	-	10,127,221.97 AUD
01/2025	-	87,050,920.89 AUD	-	9,410,910.37 AUD
02/2025	-	81,169,897.77 AUD	-	8,775,124.08 AUD
03/2025	-	75,537,520.63 AUD	-	8,166,218.45 AUD
04/2025	-	69,706,316.35 AUD	-	7,535,817.99 AUD
05/2025	-	64,108,057.25 AUD	-	6,930,600.79 AUD
06/2025	-	58,069,555.59 AUD	-	6,277,789.79 AUD
07/2025	-	50,840,996.20 AUD	-	5,496,323.91 AUD
08/2025	-	45,262,956.70 AUD	-	4,893,292.61 AUD
09/2025	-	- AUD	-	- AUD

*Based on the following assumptions: CPR of 10%, Net Losses of 0% and Clean Up Call at 10% of the original outstanding discounted receivables balance

Amortisation Profile II

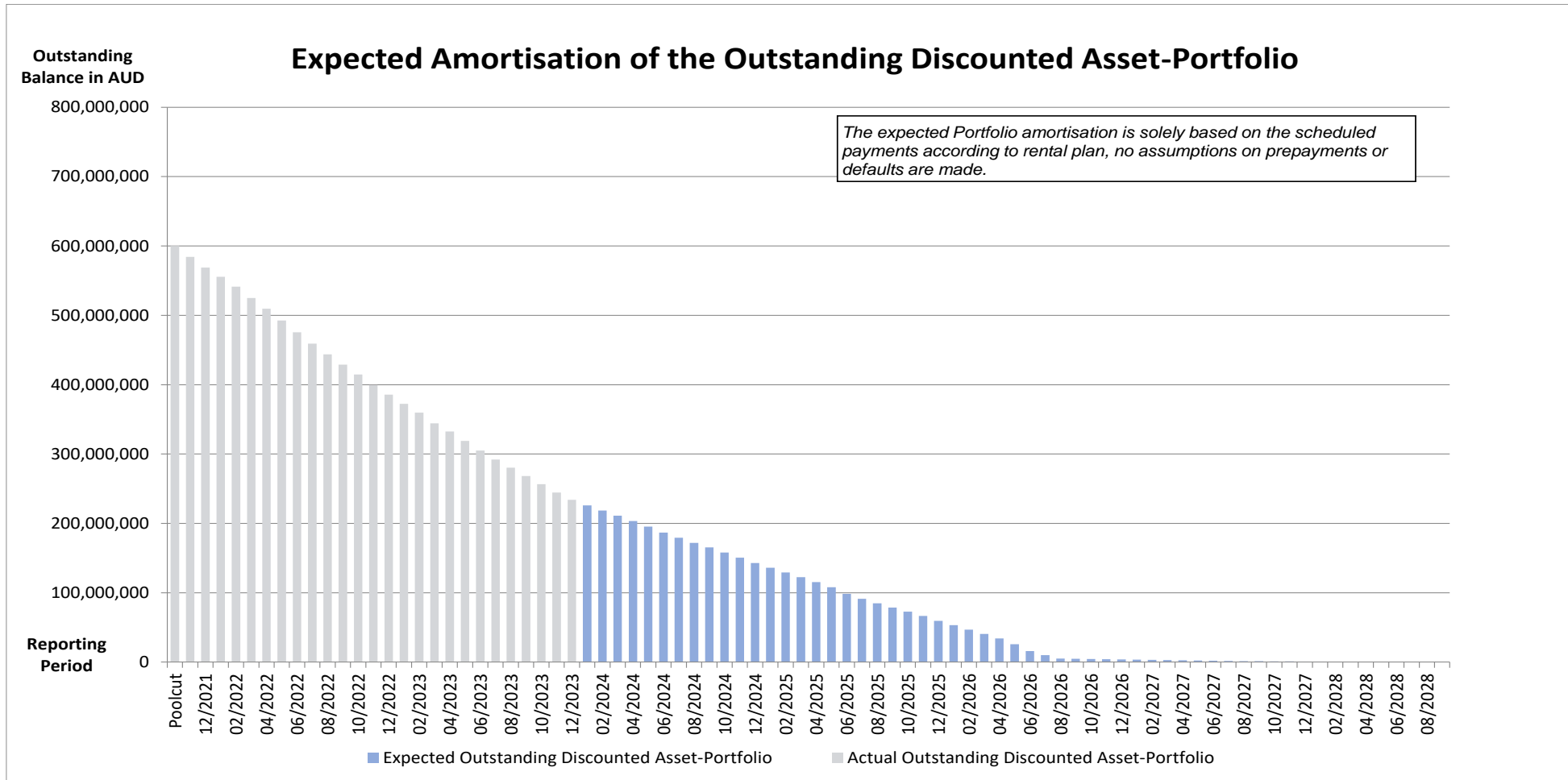


Run Out Schedule I

End of Collection Period	Interest	Principal	Nominal Instalments
arrears	80,671.22 AUD	856,716.82 AUD	937,388.04 AUD
01/2024	932,568.20 AUD	7,085,471.11 AUD	8,018,039.31 AUD
02/2024	1,074,937.27 AUD	7,328,418.22 AUD	8,403,355.49 AUD
03/2024	1,049,921.88 AUD	7,574,013.97 AUD	8,623,935.85 AUD
04/2024	1,016,369.42 AUD	7,538,950.60 AUD	8,555,320.02 AUD
05/2024	982,074.74 AUD	8,247,411.90 AUD	9,229,486.64 AUD
06/2024	943,394.62 AUD	8,650,601.88 AUD	9,593,996.50 AUD
07/2024	902,378.01 AUD	7,431,144.59 AUD	8,333,522.60 AUD
08/2024	867,152.81 AUD	7,189,689.82 AUD	8,056,842.63 AUD
09/2024	832,576.61 AUD	6,632,433.63 AUD	7,465,010.24 AUD
10/2024	801,214.62 AUD	7,264,552.19 AUD	8,065,766.81 AUD
11/2024	766,224.58 AUD	7,395,192.99 AUD	8,161,417.57 AUD
12/2024	730,697.04 AUD	7,756,132.69 AUD	8,486,829.73 AUD
01/2025	693,198.14 AUD	6,790,226.85 AUD	7,483,424.99 AUD
02/2025	660,613.59 AUD	6,767,166.25 AUD	7,427,779.84 AUD
03/2025	627,836.62 AUD	6,895,736.72 AUD	7,523,573.34 AUD
04/2025	594,389.81 AUD	6,994,873.39 AUD	7,589,263.20 AUD
05/2025	560,366.79 AUD	7,546,250.45 AUD	8,106,617.24 AUD
06/2025	523,753.78 AUD	9,519,483.99 AUD	10,043,237.77 AUD
07/2025	477,515.58 AUD	7,114,595.58 AUD	7,592,111.16 AUD
08/2025	442,975.24 AUD	6,642,298.93 AUD	7,085,274.17 AUD
09/2025	410,857.45 AUD	6,061,735.18 AUD	6,472,592.63 AUD
10/2025	381,483.85 AUD	5,960,615.49 AUD	6,342,099.34 AUD
11/2025	352,582.05 AUD	6,270,320.78 AUD	6,622,902.83 AUD
12/2025	322,142.90 AUD	6,943,302.67 AUD	7,265,445.57 AUD
01/2026	288,555.62 AUD	6,182,538.61 AUD	6,471,094.23 AUD
02/2026	258,490.23 AUD	6,349,412.10 AUD	6,607,902.33 AUD
03/2026	227,627.82 AUD	6,413,688.65 AUD	6,641,316.47 AUD
04/2026	196,479.86 AUD	6,294,659.72 AUD	6,491,139.58 AUD
05/2026	165,880.70 AUD	8,353,706.35 AUD	8,519,587.05 AUD
06/2026	125,373.04 AUD	9,848,894.33 AUD	9,974,267.37 AUD
07/2026	77,509.44 AUD	5,998,187.26 AUD	6,075,696.70 AUD
08/2026	48,461.17 AUD	4,942,487.86 AUD	4,990,949.03 AUD
09/2026	24,422.06 AUD	346,629.34 AUD	371,051.40 AUD
10/2026	22,735.89 AUD	364,420.15 AUD	387,156.04 AUD
11/2026	20,966.73 AUD	328,560.69 AUD	349,527.42 AUD
12/2026	19,368.95 AUD	337,010.50 AUD	356,379.45 AUD
01/2027	17,736.25 AUD	269,568.53 AUD	287,304.78 AUD
02/2027	16,424.65 AUD	319,603.47 AUD	336,028.12 AUD
03/2027	14,869.91 AUD	285,133.01 AUD	300,002.92 AUD
04/2027	13,489.84 AUD	263,467.68 AUD	276,957.52 AUD
05/2027	12,208.16 AUD	292,860.89 AUD	305,069.05 AUD
06/2027	10,794.49 AUD	261,798.19 AUD	272,592.68 AUD
07/2027	9,520.92 AUD	227,565.70 AUD	237,086.62 AUD
08/2027	8,413.94 AUD	294,037.47 AUD	302,451.41 AUD
09/2027	6,983.53 AUD	200,954.09 AUD	207,937.62 AUD
10/2027	6,005.97 AUD	190,241.32 AUD	196,247.29 AUD
11/2027	5,080.56 AUD	174,334.15 AUD	179,414.71 AUD
12/2027	4,232.44 AUD	161,192.17 AUD	165,424.61 AUD
01/2028	3,448.22 AUD	147,518.34 AUD	150,966.56 AUD

02/2028	2,730.73 AUD	132,795.19 AUD	135,525.92 AUD
03/2028	2,084.70 AUD	118,196.11 AUD	120,280.81 AUD
04/2028	1,509.77 AUD	104,028.63 AUD	105,538.40 AUD
05/2028	1,003.64 AUD	81,637.05 AUD	82,640.69 AUD
06/2028	606.51 AUD	57,264.86 AUD	57,871.37 AUD
07/2028	328.01 AUD	35,253.85 AUD	35,581.86 AUD
08/2028	156.46 AUD	15,171.75 AUD	15,328.21 AUD
09/2028	82.69 AUD	4,693.03 AUD	4,775.72 AUD
10/2028	59.86 AUD	3,130.25 AUD	3,190.11 AUD
11/2028	44.63 AUD	2,593.53 AUD	2,638.16 AUD
12/2028	32.02 AUD	1,375.10 AUD	1,407.12 AUD
01/2029	25.33 AUD	1,381.79 AUD	1,407.12 AUD
02/2029	18.60 AUD	1,339.11 AUD	1,357.71 AUD
03/2029	12.09 AUD	919.37 AUD	931.46 AUD
04/2029	7.62 AUD	923.84 AUD	931.46 AUD
05/2029	3.12 AUD	642.13 AUD	645.25 AUD
06/2029	- AUD	- AUD	- AUD
Total	18,641,682.99 AUD	233,867,152.85 AUD	252,508,835.84 AUD

Run Out Schedule II



Outstanding Contracts I - Overview

Total Portfolio as of Poolcut Date			Product Type			
Contract Status Development	Number of Contracts	Outstanding Discounted Receivables Balance	Chattel Mortgage		Consumer Loan	
			Number of Contracts	Outstanding Discounted Receivables Balance	Number of Contracts	Outstanding Discounted Receivables Balance
Normal	15,241	600,025,098.06 AUD	9,371	414,965,143.56 AUD	5,870	185,059,954.50 AUD
In Advance	-	- AUD	-	- AUD	-	- AUD
In Arrears	-	- AUD	-	- AUD	-	- AUD
Paid out/Matured	-	- AUD	-	- AUD	-	- AUD
Early Payout	-	- AUD	-	- AUD	-	- AUD
Gross Salvage	-	- AUD	-	- AUD	-	- AUD
Net Salvage	-	- AUD	-	- AUD	-	- AUD
Total	15,241	600,025,098.06 AUD	9,371	414,965,143.56 AUD	5,870	185,059,954.50 AUD

Total Portfolio as of Previous Month			Product Type			
Contract Status Development	Number of Contracts	Outstanding Discounted Receivables Balance	Chattel Mortgage		Consumer Loan	
			Number of Contracts	Outstanding Discounted Receivables Balance	Number of Contracts	Outstanding Discounted Receivables Balance
Normal	7,554	186,012,613.62 AUD	5,080	141,154,350.51 AUD	2,474	44,858,263.11 AUD
In Advance	1,543	34,243,891.40 AUD	742	18,670,449.47 AUD	801	15,573,441.93 AUD
In Arrears	921	24,202,870.48 AUD	542	15,785,211.60 AUD	379	8,417,658.88 AUD
Paid out/Matured	819	- AUD	568	- AUD	251	- AUD
Early Payout	4,345	- AUD	2,392	- AUD	1,953	- AUD
Gross Salvage	5	108,510.38 AUD	4	96,226.35 AUD	1	12,284.03 AUD
Net Salvage	54	1,563,622.57 AUD	43	1,362,079.05 AUD	11	201,543.52 AUD
Total	15,241	246,131,508.45 AUD	9,371	177,068,316.98 AUD	5,870	69,063,191.47 AUD

Total Portfolio as of Current Reporting Period			Product Type			
Contract Status Development	Number of Contracts	Outstanding Discounted Receivables Balance	Chattel Mortgage		Consumer Loan	
			Number of Contracts	Outstanding Discounted Receivables Balance	Number of Contracts	Outstanding Discounted Receivables Balance
Normal	7,399	179,787,791.56 AUD	5,125	139,232,539.54 AUD	2,274	40,555,252.02 AUD
In Advance	1,287	26,432,885.77 AUD	539	13,224,329.88 AUD	748	13,208,555.89 AUD
In Arrears	1,144	27,567,890.97 AUD	586	15,772,238.24 AUD	558	11,795,652.73 AUD
Paid out/Matured	860	- AUD	597	- AUD	263	- AUD
Early Payout	4,488	- AUD	2,473	- AUD	2,015	- AUD
Gross Salvage	5	78,584.55 AUD	4	66,344.69 AUD	1	12,239.86 AUD
Net Salvage	58	1,687,476.88 AUD	47	1,485,933.36 AUD	11	201,543.52 AUD
Total	15,241	235,554,629.73 AUD	9,371	169,781,385.71 AUD	5,870	65,773,244.02 AUD

Outstanding Contracts I - Overview

Total Portfolio as of Poolcut Date			Balloon				Type of Car			
Contract Status Development	Number of Contracts	Outstanding Discounted Receivables Balance	Balloon		No Balloon		New Vehicle		Used Vehicle	
			Number of Contracts	Outstanding Discounted Receivables Balance	Number of Contracts	Outstanding Discounted Receivables Balance	Number of Contracts	Outstanding Discounted Receivables Balance	Number of Contracts	Outstanding Discounted Receivables Balance
Normal	15,241	600,025,098.06 AUD	4,261	251,558,699.25 AUD	10,980	348,466,398.81 AUD	10,680	463,158,976.27 AUD	4,561	136,866,121.79 AUD
In Advance	-	- AUD	-	- AUD	-	- AUD	-	- AUD	-	- AUD
In Arrears	-	- AUD	-	- AUD	-	- AUD	-	- AUD	-	- AUD
Paid out/Matured	-	- AUD	-	- AUD	-	- AUD	-	- AUD	-	- AUD
Early Payout	-	- AUD	-	- AUD	-	- AUD	-	- AUD	-	- AUD
Gross Salvage	-	- AUD	-	- AUD	-	- AUD	-	- AUD	-	- AUD
Net Salvage	-	- AUD	-	- AUD	-	- AUD	-	- AUD	-	- AUD
Total	15,241	600,025,098.06 AUD	4,261	251,558,699.25 AUD	10,980	348,466,398.81 AUD	10,680	463,158,976.27 AUD	4,561	136,866,121.79 AUD

Total Portfolio as of Previous Month			Balloon				Type of Car			
Contract Status Development	Number of Contracts	Outstanding Discounted Receivables Balance	Balloon		No Balloon		New Vehicle		Used Vehicle	
			Number of Contracts	Outstanding Discounted Receivables Balance	Number of Contracts	Outstanding Discounted Receivables Balance	Number of Contracts	Outstanding Discounted Receivables Balance	Number of Contracts	Outstanding Discounted Receivables Balance
Normal	7,554	186,012,613.62 AUD	2,339	99,719,354.60 AUD	5,215	86,293,259.02 AUD	5,599	152,048,781.15 AUD	1,955	33,963,832.47 AUD
In Advance	1,543	34,243,891.40 AUD	332	12,542,542.82 AUD	1,211	21,701,348.58 AUD	1,100	26,417,180.67 AUD	443	7,826,710.73 AUD
In Arrears	921	24,202,870.48 AUD	251	10,795,582.95 AUD	670	13,407,287.53 AUD	643	18,353,002.66 AUD	278	5,849,867.82 AUD
Paid out/Matured	819	- AUD	136	- AUD	683	- AUD	492	- AUD	327	- AUD
Early Payout	4,345	- AUD	1,177	- AUD	3,168	- AUD	2,815	- AUD	1,530	- AUD
Gross Salvage	5	108,510.38 AUD	3	92,869.74 AUD	2	15,640.64 AUD	4	105,153.77 AUD	1	3,356.61 AUD
Net Salvage	54	1,563,622.57 AUD	23	923,658.98 AUD	31	639,963.59 AUD	27	846,893.47 AUD	27	716,729.10 AUD
Total	15,241	246,131,508.45 AUD	4,261	124,074,009.09 AUD	10,980	122,057,499.36 AUD	10,680	197,771,011.72 AUD	4,561	48,360,496.73 AUD

Total Portfolio as of Current Reporting Period			Balloon				Type of Car			
Contract Status Development	Number of Contracts	Outstanding Discounted Receivables Balance	Balloon		No Balloon		New Vehicle		Used Vehicle	
			Number of Contracts	Outstanding Discounted Receivables Balance	Number of Contracts	Outstanding Discounted Receivables Balance	Number of Contracts	Outstanding Discounted Receivables Balance	Number of Contracts	Outstanding Discounted Receivables Balance
Normal	7,399	179,787,791.56 AUD	2,323	97,878,498.83 AUD	5,076	81,909,292.73 AUD	5,531	147,896,123.40 AUD	1,868	31,891,668.16 AUD
In Advance	1,287	26,432,885.77 AUD	265	9,878,786.28 AUD	1,022	16,554,099.49 AUD	879	20,204,699.97 AUD	408	6,228,185.80 AUD
In Arrears	1,144	27,567,890.97 AUD	288	11,412,042.26 AUD	856	16,155,848.71 AUD	800	20,396,344.18 AUD	344	7,171,546.79 AUD
Paid out/Matured	860	- AUD	139	- AUD	721	- AUD	520	- AUD	340	- AUD
Early Payout	4,488	- AUD	1,219	- AUD	3,269	- AUD	2,916	- AUD	1,572	- AUD
Gross Salvage	5	78,584.55 AUD	3	63,227.39 AUD	2	15,357.16 AUD	4	75,467.25 AUD	1	3,117.30 AUD
Net Salvage	58	1,687,476.88 AUD	24	986,879.80 AUD	34	700,597.08 AUD	30	969,555.81 AUD	28	717,921.07 AUD
Total	15,241	235,554,629.73 AUD	4,261	120,219,434.56 AUD	10,980	115,335,195.17 AUD	10,680	189,542,190.61 AUD	4,561	46,012,439.12 AUD

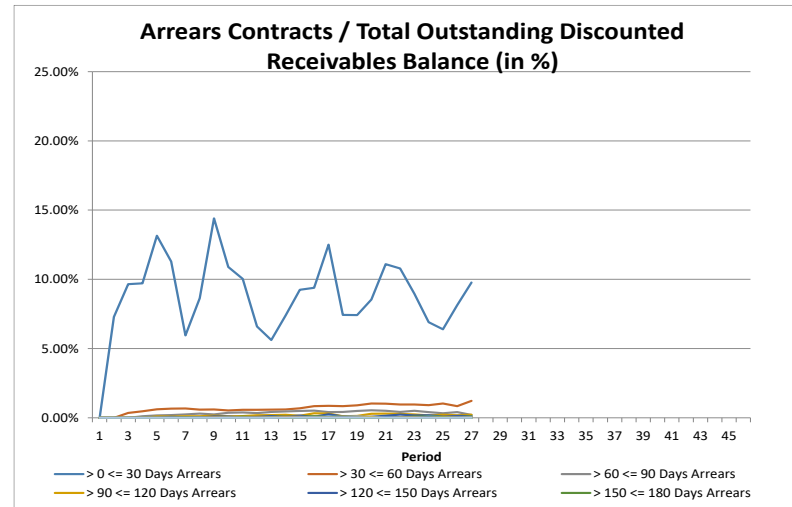
Outstanding Contracts II - Collections

Collections This Reporting Month by Status	Change in Contract Statuses From Last Month	Number of Contracts This Month	Collections
Normal	(155)	7,399	6,421,558.48 AUD
In Advance	(256)	1,287	1,421,154.52 AUD
In Arrears	223	1,144	843,210.63 AUD
Paid out/Matured	41	860	156,762.26 AUD
Early Payout	143	4,488	2,953,242.41 AUD
Gross Salvage	-	5	36,798.56 AUD
Net Salvage	4	58	17,011.75 AUD
Total	-	15,241	11,849,738.61 AUD

Development of Pool within Reporting Period	Number of Active Contracts	Total Number of Contracts	Collection Variations	Outstanding Nominal Balance
Beginning of Period	10,023	15,241		264,644,373.64 AUD
Scheduled Collections For Contracts Active This Period			8,160,870.00 AUD	8,160,870.00 AUD
Collections Variations From Normal Contracts This Period			161,674.05 AUD	
Collection Variations From Contracts Paying Out Early This Period			2,888,920.95 AUD	
Collection Variations From Contracts Paying Out/Maturing This Period			57,734.41 AUD	
Collection Variations from Contracts in Advance This Period			811,345.06 AUD	
Collection Variations from Contract In Arrears This Period			(248,390.04 AUD)	
Collection Variations from Contracts Going Into Gross Salvage This Period			32,137.83 AUD	
Collection Variations from Contracts Going Into Net Salvage This Period			14,361.03 AUD	
Other Variations From Scheduled Collections This Period			- AUD	
<i>Instalment Collection Variations</i>			3,717,783.29 AUD	3,717,783.29 AUD
Contract Fees Collected This Period			53,351.41 AUD	
Interest Compensation Collections This Period			(82,266.09 AUD)	
<i>Non Instalment Collection Variations</i>			(28,914.68 AUD)	
Actual Collections For Contracts Active This Period			11,849,738.61 AUD	
Number of Contracts Paid Out Early This Month	143			
Number of Contracts Paid Out/Matured This Month	41			
Number of Contracts Into Net Salvage This Month	4			
Repurchased Contracts	-	-		
Less Recoveries After Net Salvage				(21,484.18 AUD)
Reduced Nominal Balance Due to Unpaid Rental At Net Salvage				139,068.28 AUD
Reduced Nominal Balance Due to Unpaid Rental At Early Payout				141,015.73 AUD
Reduced Nominal Balance Due to Other				(1,715.32 AUD)
End of Period	9,835	15,241		252,508,835.84 AUD

Arrears Contracts

Total Portfolio					Chattel Mortgage		Consumer Loan	
Days in Arrears	Number of Contracts	Number of Contracts (%)	Outstanding Discounted Receivables Balance	Outstanding Discounted Receivables Balance (%)	Number of Contracts	Outstanding Discounted Receivables Balance	Number of Contracts	Outstanding Discounted Receivables Balance
> 0 <= 30	983	9.99%	22,844,211.23 AUD	9.77%	460	11,860,437.18 AUD	523	10,983,774.05 AUD
> 30 <= 60	98	1.00%	2,876,210.58 AUD	1.23%	78	2,439,111.86 AUD	20	437,098.72 AUD
> 60 <= 90	23	0.23%	491,814.42 AUD	0.21%	17	373,078.71 AUD	6	118,735.71 AUD
> 90 <= 120	16	0.16%	525,528.73 AUD	0.22%	12	437,580.81 AUD	4	87,947.92 AUD
> 120 <= 150	9	0.09%	290,143.22 AUD	0.12%	5	132,658.64 AUD	4	157,484.58 AUD
> 150 <= 180	9	0.09%	258,064.33 AUD	0.11%	9	258,064.33 AUD	-	- AUD
> 180 <= 210	3	0.03%	75,553.47 AUD	0.03%	2	64,941.72 AUD	1	10,611.75 AUD
> 210 <= 240	2	0.02%	88,033.08 AUD	0.04%	2	88,033.08 AUD	-	- AUD
> 240 <= 270	2	0.02%	146,463.97 AUD	0.06%	2	146,463.97 AUD	-	- AUD
> 270 <= 300	-	0.00%	- AUD	0.00%	-	- AUD	-	- AUD
> 300 <= 330	-	0.00%	- AUD	0.00%	-	- AUD	-	- AUD
> 330 <= 360	-	0.00%	- AUD	0.00%	-	- AUD	-	- AUD
> 360	-	0.00%	- AUD	0.00%	-	- AUD	-	- AUD
Total	1,145	11.64%	27,596,023.03 AUD	11.80%	587	15,800,370.30 AUD	558	11,795,652.73 AUD



Arrears Contracts

Total Portfolio					Balloon				Vehicle Status			
Days in Arrears	Number of Contracts	Number of Contracts (%)	Outstanding Discounted Receivables Balance	Outstanding Discounted Receivables Balance (%)	Balloon		No Balloon		New		Used	
					Number of Contracts	Outstanding Discounted Receivables Balance	Number of Contracts	Outstanding Discounted Receivables Balance	Number of Contracts	Outstanding Discounted Receivables Balance	Number of Contracts	Outstanding Discounted Receivables Balance
> 0 <= 30	983	9.99%	22,844,211.23 AUD	9.77%	226	8,901,019.24 AUD	757	13,943,191.99 AUD	695	17,009,861.86 AUD	288	5,834,349.37 AUD
> 30 <= 60	98	1.00%	2,876,210.58 AUD	1.23%	40	1,582,382.97 AUD	58	1,293,827.61 AUD	67	2,183,697.57 AUD	31	692,513.01 AUD
> 60 <= 90	23	0.23%	491,814.42 AUD	0.21%	4	129,043.81 AUD	19	362,770.61 AUD	11	292,898.01 AUD	12	198,916.41 AUD
> 90 <= 120	16	0.16%	525,528.73 AUD	0.22%	9	333,414.21 AUD	7	192,114.52 AUD	14	495,317.67 AUD	2	30,211.06 AUD
> 120 <= 150	9	0.09%	290,143.22 AUD	0.12%	3	88,414.73 AUD	6	201,728.49 AUD	7	187,224.22 AUD	2	102,919.00 AUD
> 150 <= 180	9	0.09%	258,064.33 AUD	0.11%	4	186,943.83 AUD	5	71,120.50 AUD	5	195,662.94 AUD	4	62,401.39 AUD
> 180 <= 210	3	0.03%	75,553.47 AUD	0.03%	-	- AUD	3	75,553.47 AUD	1	44,272.45 AUD	2	31,281.02 AUD
> 210 <= 240	2	0.02%	88,033.08 AUD	0.04%	2	88,033.08 AUD	-	- AUD	-	- AUD	2	88,033.08 AUD
> 240 <= 270	2	0.02%	146,463.97 AUD	0.06%	1	130,922.45 AUD	1	15,541.52 AUD	1	15,541.52 AUD	1	130,922.45 AUD
> 270 <= 300	-	0.00%	- AUD	0.00%	-	- AUD	-	- AUD	-	- AUD	-	- AUD
> 300 <= 330	-	0.00%	- AUD	0.00%	-	- AUD	-	- AUD	-	- AUD	-	- AUD
> 330 <= 360	-	0.00%	- AUD	0.00%	-	- AUD	-	- AUD	-	- AUD	-	- AUD
> 360	-	0.00%	- AUD	0.00%	-	- AUD	-	- AUD	-	- AUD	-	- AUD
Total	1,145	11.64%	27,596,023.03 AUD	11.80%	289	11,440,174.32 AUD	856	16,155,848.71 AUD	801	20,424,476.24 AUD	344	7,171,546.79 AUD

Net Salvage Loss

Net Salvage Loss This Period			
Product Type	Type of Car	Number of Contracts	Net Salvage Loss
Chattel Mortgage	New	3	127,743.45 AUD
	Used	1	1,206.50 AUD
Total Chattel Mortgage		4	128,949.95 AUD
Consumer Loan	New	-	- AUD
	Used	-	- AUD
Total Consumer Loan		-	- AUD
Total		4	128,949.95 AUD

Cumulative Net Salvage Loss as of the End of the Monthly Period	1,745,447.26 AUD
Outstanding Discounted Receivables Balance at Poolcut	600,025,098.06 AUD
Cumulative Net Loss Ratio	0.29090%

Monthly Period	Per Period		Cumulative Net Salvage Loss	
	Number of Contracts	Net Salvage Loss	Number of Contracts	Net Salvage Loss
11/2021	-	- AUD	-	- AUD
12/2021	-	- AUD	-	- AUD
01/2022	-	- AUD	-	- AUD
02/2022	-	- AUD	-	- AUD
03/2022	-	- AUD	-	- AUD
04/2022	-	- AUD	-	- AUD
05/2022	-	- AUD	-	- AUD
06/2022	-	- AUD	-	- AUD
07/2022	1	23,440.30 AUD	1	23,440.30 AUD
08/2022	4	57,706.41 AUD	5	81,146.71 AUD
09/2022	1	60,349.39 AUD	6	141,496.10 AUD
10/2022	1	5,937.71 AUD	7	147,433.81 AUD
11/2022	2	144,698.53 AUD	9	292,132.34 AUD
12/2022	2	26,228.63 AUD	11	318,360.97 AUD
01/2023	2	25,455.90 AUD	13	343,816.87 AUD
02/2023	3	68,262.70 AUD	16	412,079.57 AUD
03/2023	1	47,352.50 AUD	17	459,432.07 AUD
04/2023	8	153,358.85 AUD	25	612,790.92 AUD
05/2023	6	179,378.47 AUD	31	792,169.39 AUD
06/2023	5	232,890.36 AUD	36	1,025,059.75 AUD
07/2023	8	333,018.77 AUD	44	1,358,078.52 AUD
08/2023	-	- AUD	44	1,358,078.52 AUD
09/2023	3	31,630.96 AUD	47	1,389,709.48 AUD
10/2023	3	132,797.26 AUD	50	1,522,506.74 AUD
11/2023	4	93,990.57 AUD	54	1,616,497.31 AUD
12/2023	4	128,949.95 AUD	58	1,745,447.26 AUD
01/2024	-	- AUD	-	- AUD
02/2024	-	- AUD	-	- AUD
03/2024	-	- AUD	-	- AUD
04/2024	-	- AUD	-	- AUD
05/2024	-	- AUD	-	- AUD
06/2024	-	- AUD	-	- AUD
07/2024	-	- AUD	-	- AUD
08/2024	-	- AUD	-	- AUD
09/2024	-	- AUD	-	- AUD
10/2024	-	- AUD	-	- AUD
11/2024	-	- AUD	-	- AUD
12/2024	-	- AUD	-	- AUD
01/2025	-	- AUD	-	- AUD
02/2025	-	- AUD	-	- AUD
03/2025	-	- AUD	-	- AUD
04/2025	-	- AUD	-	- AUD
05/2025	-	- AUD	-	- AUD
06/2025	-	- AUD	-	- AUD
07/2025	-	- AUD	-	- AUD
08/2025	-	- AUD	-	- AUD
09/2025	-	- AUD	-	- AUD
10/2025	-	- AUD	-	- AUD
11/2025	-	- AUD	-	- AUD
Total	58	1,745,447.26 AUD		

Net Salvage After Recoveries

Net Salvaged Contracts						
Product Type	Vehicle Status	Number of Contracts	Gross Salvage Loss	Net Salvage Loss	Recoveries After Net Salvage	Net Salvage Loss After Recoveries
Chattel Mortgage	New	24	1,436,263.24 AUD	874,451.11 AUD	30,466.01 AUD	843,985.10 AUD
	Used	23	776,514.58 AUD	664,693.19 AUD	244,619.42 AUD	420,073.77 AUD
Total Chattel Mortgage		47	2,212,777.82 AUD	1,539,144.30 AUD	275,085.43 AUD	1,264,058.87 AUD
Consumer Loan	New	6	179,125.61 AUD	128,259.78 AUD	65,711.71 AUD	62,548.07 AUD
	Used	5	166,234.00 AUD	78,043.18 AUD	6,012.98 AUD	72,030.20 AUD
Total Consumer Loan		11	345,359.61 AUD	206,302.96 AUD	71,724.69 AUD	134,578.27 AUD
Total		58	2,558,137.43 AUD	1,745,447.26 AUD	346,810.12 AUD	1,398,637.14 AUD

Prepayments

Period Number	Reporting Period	Unscheduled Payments	Opening Outstanding Discounted Receivables Balance	Periodic CPR	Annualised CPR
0	Poolcut	- AUD	- AUD		
1	11/2021	5,188,258.11 AUD	600,025,098.06 AUD	0.86%	10.03%
2	12/2021	4,579,685.92 AUD	584,284,031.03 AUD	0.78%	8.85%
3	01/2022	2,741,342.02 AUD	568,933,158.93 AUD	0.48%	5.53%
4	02/2022	3,337,851.56 AUD	555,556,298.45 AUD	0.60%	7.56%
5	03/2022	5,445,824.85 AUD	541,478,701.09 AUD	1.01%	11.22%
6	04/2022	4,593,099.08 AUD	524,992,591.30 AUD	0.87%	10.14%
7	05/2022	6,363,116.33 AUD	509,466,787.17 AUD	1.25%	13.76%
8	06/2022	6,297,060.40 AUD	492,432,848.37 AUD	1.28%	14.49%
9	07/2022	5,980,710.84 AUD	475,580,922.30 AUD	1.26%	13.84%
10	08/2022	5,404,312.88 AUD	459,209,842.01 AUD	1.18%	13.01%
11	09/2022	4,751,296.31 AUD	443,615,516.21 AUD	1.07%	12.28%
12	10/2022	4,429,370.71 AUD	428,807,300.51 AUD	1.03%	11.51%
13	11/2022	3,951,482.72 AUD	414,561,296.17 AUD	0.95%	11.00%
14	12/2022	3,173,581.07 AUD	399,393,166.38 AUD	0.79%	8.97%
15	01/2023	3,259,724.76 AUD	385,740,376.49 AUD	0.85%	9.51%
16	02/2023	3,041,283.55 AUD	372,465,449.19 AUD	0.82%	10.14%
17	03/2023	5,189,122.89 AUD	359,589,767.53 AUD	1.44%	15.73%
18	04/2023	2,751,056.77 AUD	344,346,328.06 AUD	0.80%	9.30%
19	05/2023	4,318,938.46 AUD	332,395,481.37 AUD	1.30%	14.27%
20	06/2023	4,323,534.14 AUD	318,787,791.09 AUD	1.36%	15.31%
21	07/2023	3,783,712.22 AUD	305,076,532.83 AUD	1.24%	13.67%
22	08/2023	3,087,662.04 AUD	292,050,711.71 AUD	1.06%	11.76%
23	09/2023	3,722,876.22 AUD	280,413,576.44 AUD	1.33%	15.01%
24	10/2023	3,447,140.76 AUD	268,299,515.69 AUD	1.28%	14.12%
25	11/2023	3,392,275.62 AUD	256,420,228.21 AUD	1.32%	14.96%
26	12/2023	2,681,401.18 AUD	244,567,885.88 AUD	1.10%	12.17%

The annualised Constant Prepayment Rate (CPR) of the underlying receivables is based upon the most recent periodic CPR. Periodic CPR is equal to the total unscheduled principal received in the most recent period divided by the start of period principal balance. This is then annualised as follows:

$$1 - ((1 - \text{Periodic CPR})^{\text{number of periods in a year}})$$

Pool Data I

Down Payments

Total Portfolio						Product Type			
Down Payment	Number of Contracts	Percentage of Contracts	Outstanding Discounted Receivables Balance	Percentage of Balance	Down Payment/ Purchase Price in %	Chattel Mortgage		Consumer Loan	
						Number of Contracts	Outstanding Discounted Receivables Balance	Number of Contracts	Outstanding Discounted Receivables Balance
No Down Payment	1,625	16.52%	41,449,096.15 AUD	17.72%	0.00%	1,130	31,775,215.56 AUD	495	9,673,880.59 AUD
0.01 - 10,000.00	4,972	50.55%	106,179,971.85 AUD	45.40%	10.76%	2,990	70,303,147.51 AUD	1,982	35,876,824.34 AUD
10,000.01 - 20,000.00	1,938	19.71%	44,707,083.71 AUD	19.12%	26.32%	1,266	32,810,398.69 AUD	672	11,896,685.02 AUD
20,000.01 - 30,000.00	684	6.95%	17,304,240.69 AUD	7.40%	35.59%	428	12,747,725.97 AUD	256	4,556,514.72 AUD
30,000.01 - 40,000.00	303	3.08%	8,513,243.89 AUD	3.64%	41.49%	200	6,703,018.22 AUD	103	1,810,225.67 AUD
40,000.01 - 50,000.00	138	1.40%	5,440,321.41 AUD	2.33%	42.41%	101	4,487,635.04 AUD	37	952,686.37 AUD
50,000.01 - 60,000.00	70	0.71%	2,960,397.55 AUD	1.27%	44.89%	52	2,607,149.36 AUD	18	353,248.19 AUD
60,000.01 - 70,000.00	40	0.41%	2,316,050.92 AUD	0.99%	45.79%	34	2,232,541.59 AUD	6	83,509.33 AUD
70,000.01 - 80,000.00	18	0.18%	796,850.78 AUD	0.34%	49.43%	13	713,129.54 AUD	5	83,721.24 AUD
80,000.01 - 90,000.00	12	0.12%	684,362.68 AUD	0.29%	50.17%	9	596,511.37 AUD	3	87,851.31 AUD
90,000.01 - 100,000.00	10	0.10%	923,207.57 AUD	0.39%	46.35%	8	834,334.59 AUD	2	88,872.98 AUD
100,000.01 - 110,000.00	6	0.06%	558,021.11 AUD	0.24%	39.93%	6	558,021.11 AUD	-	- AUD
110,000.01 - 120,000.00	5	0.05%	568,269.79 AUD	0.24%	48.81%	5	568,269.79 AUD	-	- AUD
120,000.01 - 130,000.00	3	0.03%	318,067.45 AUD	0.14%	50.90%	2	283,771.46 AUD	1	34,295.99 AUD
130,000.01 - 140,000.00	3	0.03%	382,481.96 AUD	0.16%	44.71%	3	382,481.96 AUD	-	- AUD
140,000.01 - 150,000.00	-	0.00%	- AUD	0.00%	0.00%	-	- AUD	-	- AUD
> 150,000.00	8	0.08%	765,485.34 AUD	0.33%	64.86%	7	692,100.59 AUD	1	73,384.75 AUD
Total	9,835	100.00%	233,867,152.85 AUD	100.00%	19.04%	6,254	168,295,452.35 AUD	3,581	65,571,700.50 AUD

Statistics Down Payments	
Minimum Down Payment	- AUD
Maximum Down Payment	301,000.00 AUD
Weighted Average Down Payment (Customers that made a Down Payment)	15,882.29 AUD
Weighted Average Down Payment	13,067.42 AUD

Type of Payment

Total Portfolio				
Type of Payment	Number of Contracts	Percentage of Contracts	Outstanding Discounted Receivables Balance	Percentage of Balance
Direct Debit	9,600	97.61%	228,256,052.86 AUD	97.60%
Other	235	2.39%	5,611,099.99 AUD	2.40%
Total	9,835	100.00%	233,867,152.85 AUD	100.00%

Product Type			
Chattel Mortgage		Consumer Loan	
Number of Contracts	Outstanding Discounted Receivables Balance	Number of Contracts	Outstanding Discounted Receivables Balance
6,094	163,885,322	3,506	64,370,731
160	4,410,131	75	1,200,969
6,254	168,295,452.35 AUD	3,581	65,571,700.50 AUD

Pool Data I

Down Payments

Total Portfolio						Balloon				Vehicle Status			
Down Payment	Number of Contracts	Percentage of Contracts	Outstanding Discounted Receivables Balance	Percentage of Balance	Down Payment/ Purchase Price in %	Balloon		No Balloon		New		Used	
						Number of Contracts	Outstanding Discounted Receivables Balance	Number of Contracts	Outstanding Discounted Receivables Balance	Number of Contracts	Outstanding Discounted Receivables Balance	Number of Contracts	Outstanding Discounted Receivables Balance
No Down Payment	1,625	16.52%	41,449,096.15 AUD	17.72%	0.00%	578	23,517,909.30 AUD	1,047	17,931,186.85 AUD	1,184	34,029,542.27 AUD	441	7,419,553.88 AUD
0.01 - 10,000.00	4,972	50.55%	106,179,971.85 AUD	45.40%	10.76%	1,334	48,043,762.52 AUD	3,638	58,136,209.33 AUD	3,436	82,218,973.32 AUD	1,536	23,960,998.53 AUD
10,000.01 - 20,000.00	1,938	19.71%	44,707,083.71 AUD	19.12%	26.32%	544	21,575,621.57 AUD	1,394	23,131,462.14 AUD	1,493	36,002,928.24 AUD	445	8,704,155.47 AUD
20,000.01 - 30,000.00	684	6.95%	17,304,240.69 AUD	7.40%	35.59%	205	9,746,132.00 AUD	479	7,558,108.69 AUD	568	15,000,372.02 AUD	116	2,303,868.67 AUD
30,000.01 - 40,000.00	303	3.08%	8,513,243.89 AUD	3.64%	41.49%	85	4,786,943.82 AUD	218	3,726,300.07 AUD	260	7,490,419.10 AUD	43	1,022,824.79 AUD
40,000.01 - 50,000.00	138	1.40%	5,440,321.41 AUD	2.33%	42.41%	50	3,673,648.56 AUD	88	1,766,672.85 AUD	114	4,510,220.46 AUD	24	930,100.95 AUD
50,000.01 - 60,000.00	70	0.71%	2,960,397.55 AUD	1.27%	44.89%	29	2,141,565.10 AUD	41	818,832.45 AUD	65	2,794,283.92 AUD	5	166,113.63 AUD
60,000.01 - 70,000.00	40	0.41%	2,316,050.92 AUD	0.99%	45.79%	20	1,851,977.52 AUD	20	464,073.40 AUD	35	1,962,541.69 AUD	5	353,509.23 AUD
70,000.01 - 80,000.00	18	0.18%	796,850.78 AUD	0.34%	49.43%	7	443,042.54 AUD	11	353,808.24 AUD	18	796,850.78 AUD	-	- AUD
80,000.01 - 90,000.00	12	0.12%	684,362.68 AUD	0.29%	50.17%	5	518,434.48 AUD	7	165,928.20 AUD	11	640,433.91 AUD	1	43,928.77 AUD
90,000.01 - 100,000.00	10	0.10%	923,207.57 AUD	0.39%	46.35%	6	923,207.57 AUD	4	177,614.78 AUD	10	923,207.57 AUD	-	- AUD
100,000.01 - 110,000.00	6	0.06%	558,021.11 AUD	0.24%	39.93%	2	331,093.25 AUD	4	226,927.86 AUD	4	443,511.44 AUD	2	114,509.67 AUD
110,000.01 - 120,000.00	5	0.05%	568,269.79 AUD	0.24%	48.81%	4	543,344.81 AUD	1	24,924.98 AUD	4	464,656.88 AUD	1	103,612.91 AUD
120,000.01 - 130,000.00	3	0.03%	318,067.45 AUD	0.14%	50.90%	2	283,771.46 AUD	1	34,295.99 AUD	2	151,567.81 AUD	1	166,499.64 AUD
130,000.01 - 140,000.00	3	0.03%	382,481.96 AUD	0.16%	44.71%	3	382,481.96 AUD	-	- AUD	3	382,481.96 AUD	-	- AUD
140,000.01 - 150,000.00	-	0.00%	- AUD	0.00%	-	-	- AUD	-	- AUD	-	- AUD	-	- AUD
> 150,000.00	8	0.08%	765,485.34 AUD	0.33%	64.86%	5	647,233.08 AUD	3	118,252.26 AUD	7	760,643.43 AUD	1	4,841.91 AUD
Total	9,835	100.00%	233,867,152.85 AUD	100.00%	19.04%	2,879	119,232,554.76 AUD	6,956	114,634,598.09 AUD	7,214	188,572,634.80 AUD	2,621	45,294,518.05 AUD

Statistics Down Payments	
Minimum Down Payment	- AUD
Maximum Down Payment	301,000.00 AUD
Weighted Average Down Payment (Customers that made a Down Payment)	15,882.29 AUD
Weighted Average Down Payment	13,067.42 AUD

Type of Payment

Total Portfolio				
Type of Payment	Number of Contracts	Percentage of Contracts	Outstanding Discounted Receivables Balance	Percentage of Balance
Direct Debit	9,600	97.61%	228,256,052.86 AUD	97.60%
Other	235	2.39%	5,611,099.99 AUD	2.40%
Total	9,835	100.00%	233,867,152.85 AUD	100.00%

Balloon				Vehicle Status			
Balloon		No Balloon		New		Used	
Number of Contracts	Outstanding Discounted Receivables Balance	Number of Contracts	Outstanding Discounted Receivables Balance	Number of Contracts	Outstanding Discounted Receivables Balance	Number of Contracts	Outstanding Discounted Receivables Balance
2,805	116,293,370	6,795	111,962,682	7,060	184,451,427	2,540	43,804,626
74	2,939,184	161	2,671,916	154	4,121,208	81	1,489,892
2,879	119,232,554.76 AUD	6,956	114,634,598.09 AUD	7,214	188,572,634.80 AUD	2,621	45,294,518.05 AUD

Pool Data II

Distribution of Contracts and Vehicles per Borrower

Number of Contracts Per Borrower	Number of Customers	Percentage of Customers	Number of Contracts	Percentage of Contracts	Outstanding Discounted Receivables Balance	Percentage of Balance
1	11,664	99.26%	9,697	98.40%	279,376,973.79 AUD	98.47%
2	83	0.71%	146	1.48%	4,170,297.55 AUD	1.47%
3	4	0.03%	12	0.12%	172,468.99 AUD	0.06%
4	-	0.00%	-	0.00%	- AUD	0.00%
5	-	0.00%	-	0.00%	- AUD	0.00%
6 - 10	-	0.00%	-	0.00%	- AUD	0.00%
> 10	-	0.00%	-	0.00%	- AUD	0.00%
Total	11,751	100.00%	9,855	100.00%	283,719,740.33 AUD	100.00%

Top 20 Borrower

Ranking	Outstanding Discounted Receivables Balance	Percentage of Overall Balance	Number of Contracts
1	324,592.33 AUD	0.13879 %	1
2	324,592.33 AUD	0.13879 %	1
3	303,926.89 AUD	0.12996 %	1
4	301,190.98 AUD	0.12879 %	1
5	297,962.83 AUD	0.12741 %	1
6	297,962.83 AUD	0.12741 %	1
7	256,242.25 AUD	0.10957 %	1
8	245,124.00 AUD	0.10481 %	1
9	222,927.89 AUD	0.09532 %	1
10	219,549.64 AUD	0.09388 %	1
11	219,513.63 AUD	0.09386 %	1
12	215,179.47 AUD	0.09201 %	1
13	208,951.86 AUD	0.08935 %	1
14	204,131.87 AUD	0.08729 %	1
15	201,278.40 AUD	0.08607 %	1
16	183,431.68 AUD	0.07843 %	1
17	177,677.09 AUD	0.07597 %	1
18	177,611.82 AUD	0.07595 %	1
19	176,560.62 AUD	0.07550 %	2
20	173,970.10 AUD	0.07439 %	1
	4,732,378.51 AUD	2.02353 %	21

Pool Data III

Distribution by Outstanding Discounted Receivables Balance

Total Portfolio					Product Type			
Distribution by Outstanding Discounted Receivables Balance	Number of Contracts	Percentage of Contracts	Outstanding Discounted Receivables Balance	Percentage of Balance	Chattel Mortgage		Consumer Loan	
					Number of Contracts	Outstanding Discounted Receivables Balance	Number of Contracts	Outstanding Discounted Receivables Balance
0.00 - 10,000.00	2,088	21.23%	12,352,225.31 AUD	5.28%	1,105	6,563,860.41 AUD	983	5,788,364.90 AUD
10,000.01 - 20,000.00	3,199	32.53%	47,303,256.59 AUD	20.23%	1,827	27,263,562.21 AUD	1,372	20,039,694.38 AUD
20,000.01 - 30,000.00	2,127	21.63%	52,174,853.59 AUD	22.31%	1,418	34,755,077.11 AUD	709	17,419,776.48 AUD
30,000.01 - 40,000.00	1,106	11.25%	38,006,744.50 AUD	16.25%	806	27,728,626.61 AUD	300	10,278,117.89 AUD
40,000.01 - 50,000.00	528	5.37%	23,417,524.52 AUD	10.01%	418	18,579,184.34 AUD	110	4,838,340.18 AUD
50,000.01 - 60,000.00	269	2.74%	14,723,469.81 AUD	6.30%	219	12,007,959.23 AUD	50	2,715,510.58 AUD
60,000.01 - 70,000.00	164	1.67%	10,623,772.58 AUD	4.54%	145	9,383,300.90 AUD	19	1,240,471.68 AUD
70,000.01 - 80,000.00	121	1.23%	8,969,293.17 AUD	3.84%	102	7,569,808.77 AUD	19	1,399,484.40 AUD
80,000.01 - 90,000.00	72	0.73%	6,111,452.55 AUD	2.61%	59	5,037,322.36 AUD	13	1,074,130.19 AUD
90,000.01 - 100,000.00	57	0.58%	5,419,843.50 AUD	2.32%	55	5,233,631.16 AUD	2	186,212.34 AUD
100,000.01 - 110,000.00	30	0.31%	3,115,566.57 AUD	1.33%	28	2,906,891.05 AUD	2	208,675.52 AUD
110,000.01 - 120,000.00	19	0.19%	2,190,835.59 AUD	0.94%	19	2,190,835.59 AUD	-	- AUD
120,000.01 - 130,000.00	9	0.09%	1,126,254.42 AUD	0.48%	9	1,126,254.42 AUD	-	- AUD
130,000.01 - 140,000.00	6	0.06%	808,626.04 AUD	0.35%	6	808,626.04 AUD	-	- AUD
140,000.01 - 150,000.00	8	0.08%	1,162,298.37 AUD	0.50%	8	1,162,298.37 AUD	-	- AUD
> 150,000.00	32	0.33%	6,361,135.74 AUD	2.72%	30	5,978,213.78 AUD	2	382,921.96 AUD
Total	9,835	100.00%	233,867,152.85 AUD	100.00%	6,254	168,295,452.35 AUD	3,581	65,571,700.50 AUD

Statistics Outstanding Discounted Receivables Balance	
Minimum Outstanding Discounted Receivables Balance	- AUD
Maximum Outstanding Discounted Receivables Balance	324,592.33 AUD
Average Outstanding Discounted Receivables Balance	23,779.07 AUD

Distribution by Original Balance

Total Portfolio					Product Type			
Distribution by Original Balance	Number of Contracts	Percentage of Contracts	Outstanding Discounted Receivables Balance	Percentage of Balance	Chattel Mortgage		Consumer Loan	
					Number of Contracts	Outstanding Discounted Receivables Balance	Number of Contracts	Outstanding Discounted Receivables Balance
0.00 - 10,000.00	39	0.40%	83,440.16 AUD	0.04%	11	18,755.83 AUD	28	64,684.33 AUD
10,000.01 - 20,000.00	805	8.19%	5,048,885.02 AUD	2.16%	353	2,232,138.87 AUD	452	2,816,746.15 AUD
20,000.01 - 30,000.00	1,968	20.01%	21,358,575.05 AUD	9.13%	999	10,739,469.23 AUD	969	10,619,105.82 AUD
30,000.01 - 40,000.00	2,056	20.90%	33,205,564.98 AUD	14.20%	1,201	19,264,386.60 AUD	855	13,941,178.38 AUD
40,000.01 - 50,000.00	1,615	16.42%	35,588,871.38 AUD	15.22%	1,067	23,459,999.54 AUD	548	12,128,871.84 AUD
50,000.01 - 60,000.00	1,225	12.46%	32,625,844.84 AUD	13.95%	902	23,838,863.40 AUD	323	8,786,981.44 AUD
60,000.01 - 70,000.00	789	8.02%	25,125,866.31 AUD	10.74%	578	18,216,996.55 AUD	211	6,908,869.76 AUD
70,000.01 - 80,000.00	402	4.09%	15,744,205.72 AUD	6.73%	325	12,733,028.08 AUD	77	3,011,177.64 AUD
80,000.01 - 90,000.00	239	2.43%	11,440,589.91 AUD	4.89%	203	9,724,122.48 AUD	36	1,716,467.43 AUD
90,000.01 - 100,000.00	158	1.61%	8,525,286.60 AUD	3.65%	139	7,522,550.54 AUD	19	1,002,736.06 AUD
100,000.01 - 110,000.00	168	1.71%	10,272,457.24 AUD	4.39%	147	8,987,743.83 AUD	21	1,284,713.41 AUD
110,000.01 - 120,000.00	77	0.78%	5,346,553.69 AUD	2.29%	68	4,739,815.90 AUD	9	606,737.79 AUD
120,000.01 - 130,000.00	78	0.79%	5,918,753.51 AUD	2.53%	59	4,561,801.72 AUD	19	1,356,951.79 AUD
130,000.01 - 140,000.00	54	0.55%	4,527,005.94 AUD	1.94%	48	4,049,542.19 AUD	6	477,463.75 AUD
140,000.01 - 150,000.00	38	0.39%	3,309,951.98 AUD	1.42%	36	3,133,850.60 AUD	2	176,101.38 AUD
> 150,000.00	124	1.26%	15,745,300.52 AUD	6.73%	118	15,072,386.99 AUD	6	672,913.53 AUD
Total	9,835	100.00%	233,867,152.85 AUD	100.00%	6,254	168,295,452.35 AUD	3,581	65,571,700.50 AUD

Statistics	
Minimum Original Balance	5,898.00 AUD
Maximum Original Balance	471,296.41 AUD
Weighted Average Original Receivables Balance (by ODRB)	72,066.97 AUD

Pool Data III

Distribution by Outstanding Discounted Receivables Balance

Total Portfolio					Balloon				Vehicle Status			
Distribution by Outstanding Discounted Receivables Balance	Number of Contracts	Percentage of Contracts	Outstanding Discounted Receivables Balance	Percentage of Balance	Balloon		No Balloon		New		Used	
					Number of Contracts	Outstanding Discounted Receivables Balance	Number of Contracts	Outstanding Discounted Receivables Balance	Number of Contracts	Outstanding Discounted Receivables Balance	Number of Contracts	Outstanding Discounted Receivables Balance
0.00 - 10,000.00	2,088	21.23%	12,352,225.31 AUD	5.28%	41	284,372.55 AUD	2,047	12,067,852.76 AUD	1,172	7,046,331.81 AUD	916	5,305,893.50 AUD
10,000.01 - 20,000.00	3,199	32.53%	47,303,256.59 AUD	20.23%	345	5,599,948.88 AUD	2,854	41,703,307.71 AUD	2,268	33,803,246.00 AUD	931	13,500,010.59 AUD
20,000.01 - 30,000.00	2,127	21.63%	52,174,853.59 AUD	22.31%	765	19,203,220.44 AUD	1,362	32,971,633.15 AUD	1,694	41,677,093.12 AUD	433	10,497,760.47 AUD
30,000.01 - 40,000.00	1,106	11.25%	38,006,744.50 AUD	16.25%	661	22,919,923.35 AUD	445	15,086,821.15 AUD	936	32,218,888.36 AUD	170	5,787,856.14 AUD
40,000.01 - 50,000.00	528	5.37%	23,417,524.52 AUD	10.01%	376	16,713,460.49 AUD	152	6,704,064.03 AUD	456	20,238,111.05 AUD	72	3,179,413.47 AUD
50,000.01 - 60,000.00	269	2.74%	14,723,469.81 AUD	6.30%	211	11,580,469.76 AUD	58	3,143,000.05 AUD	215	11,768,535.54 AUD	54	2,954,934.27 AUD
60,000.01 - 70,000.00	164	1.67%	10,623,772.58 AUD	4.54%	149	9,662,479.77 AUD	15	961,292.81 AUD	147	9,525,583.10 AUD	17	1,098,189.48 AUD
70,000.01 - 80,000.00	121	1.23%	8,969,293.17 AUD	3.84%	113	8,387,979.93 AUD	8	581,313.24 AUD	117	8,666,779.68 AUD	4	302,513.49 AUD
80,000.01 - 90,000.00	72	0.73%	6,111,452.55 AUD	2.61%	66	5,613,312.32 AUD	6	498,140.23 AUD	64	5,437,601.95 AUD	8	673,850.60 AUD
90,000.01 - 100,000.00	57	0.58%	5,419,843.50 AUD	2.32%	53	5,040,921.15 AUD	4	378,922.35 AUD	52	4,943,148.71 AUD	5	476,694.79 AUD
100,000.01 - 110,000.00	30	0.31%	3,115,566.57 AUD	1.33%	27	2,804,305.09 AUD	3	311,261.48 AUD	28	2,906,375.96 AUD	2	209,190.61 AUD
110,000.01 - 120,000.00	19	0.19%	2,190,835.59 AUD	0.94%	17	1,963,846.46 AUD	2	226,989.13 AUD	16	1,849,734.30 AUD	3	341,101.29 AUD
120,000.01 - 130,000.00	9	0.09%	1,126,254.42 AUD	0.48%	9	1,126,254.42 AUD	-	- AUD	9	1,126,254.42 AUD	-	- AUD
130,000.01 - 140,000.00	6	0.06%	808,626.04 AUD	0.35%	6	808,626.04 AUD	-	- AUD	4	540,741.11 AUD	2	267,884.93 AUD
140,000.01 - 150,000.00	8	0.08%	1,162,298.37 AUD	0.50%	8	1,162,298.37 AUD	-	- AUD	8	1,162,298.37 AUD	-	- AUD
> 150,000.00	32	0.33%	6,361,135.74 AUD	2.72%	32	6,361,135.74 AUD	-	- AUD	28	5,661,911.32 AUD	4	699,224.42 AUD
Total	9,835	100.00%	233,867,152.85 AUD	100.00%	2,879	119,232,554.76 AUD	6,956	114,634,598.09 AUD	7,214	188,572,634.80 AUD	2,621	45,294,518.05 AUD

Statistics Outstanding Discounted Receivables Balance	
Minimum Outstanding Discounted Receivables Balance	- AUD
Maximum Outstanding Discounted Receivables Balance	324,592.33 AUD
Average Outstanding Discounted Receivables Balance	23,779.07 AUD

Distribution by Original Balance

Total Portfolio					Balloon				Vehicle Status			
Distribution by Original Balance	Number of Contracts	Percentage of Contracts	Outstanding Discounted Receivables Balance	Percentage of Balance	Balloon		No Balloon		New		Used	
					Number of Contracts	Outstanding Discounted Receivables Balance	Number of Contracts	Outstanding Discounted Receivables Balance	Number of Contracts	Outstanding Discounted Receivables Balance	Number of Contracts	Outstanding Discounted Receivables Balance
0.00 - 10,000.00	39	0.40%	83,440.16 AUD	0.04%	-	- AUD	39	83,440.16 AUD	9	17,166.20 AUD	30	66,273.96 AUD
10,000.01 - 20,000.00	805	8.19%	5,048,885.02 AUD	2.16%	29	302,870.14 AUD	776	4,746,014.88 AUD	284	1,839,898.24 AUD	521	3,208,986.78 AUD
20,000.01 - 30,000.00	1,968	20.01%	21,358,575.05 AUD	9.13%	169	2,627,969.67 AUD	1,799	18,730,605.38 AUD	1,208	13,226,733.94 AUD	760	8,131,841.11 AUD
30,000.01 - 40,000.00	2,056	20.90%	33,205,564.98 AUD	14.20%	405	8,603,391.76 AUD	1,651	24,602,173.22 AUD	1,507	24,249,097.80 AUD	549	8,956,467.18 AUD
40,000.01 - 50,000.00	1,615	16.42%	35,588,871.38 AUD	15.22%	509	13,779,997.80 AUD	1,106	21,808,873.58 AUD	1,271	27,887,399.08 AUD	344	7,701,472.30 AUD
50,000.01 - 60,000.00	1,225	12.46%	32,625,844.84 AUD	13.95%	496	16,208,124.40 AUD	729	16,417,720.44 AUD	1,060	27,932,296.22 AUD	165	4,693,548.62 AUD
60,000.01 - 70,000.00	789	8.02%	25,125,866.31 AUD	10.74%	349	13,455,547.88 AUD	440	11,670,318.43 AUD	700	21,996,662.51 AUD	89	3,129,203.80 AUD
70,000.01 - 80,000.00	402	4.09%	15,744,205.72 AUD	6.73%	226	10,362,786.94 AUD	176	5,381,418.78 AUD	346	13,359,870.17 AUD	56	2,384,335.55 AUD
80,000.01 - 90,000.00	239	2.43%	11,440,589.91 AUD	4.89%	162	8,535,536.79 AUD	77	2,905,053.12 AUD	194	9,259,459.83 AUD	45	2,181,130.08 AUD
90,000.01 - 100,000.00	158	1.61%	8,525,286.60 AUD	3.65%	110	6,581,291.96 AUD	48	1,943,994.64 AUD	141	7,582,384.89 AUD	17	942,901.71 AUD
100,000.01 - 110,000.00	168	1.71%	10,272,457.24 AUD	4.39%	122	8,092,833.63 AUD	46	2,179,623.61 AUD	155	9,452,537.57 AUD	13	819,919.67 AUD
110,000.01 - 120,000.00	77	0.78%	5,346,553.69 AUD	2.29%	62	4,553,057.58 AUD	15	793,496.11 AUD	70	4,870,271.39 AUD	7	476,282.30 AUD
120,000.01 - 130,000.00	78	0.79%	5,918,753.51 AUD	2.53%	60	4,883,786.97 AUD	18	1,034,966.54 AUD	72	5,501,302.04 AUD	6	417,451.47 AUD
130,000.01 - 140,000.00	54	0.55%	4,527,005.94 AUD	1.94%	46	4,120,377.93 AUD	8	406,628.01 AUD	50	4,106,579.64 AUD	4	420,426.30 AUD
140,000.01 - 150,000.00	38	0.39%	3,309,951.98 AUD	1.42%	34	3,114,256.33 AUD	4	195,695.65 AUD	36	3,106,858.26 AUD	2	203,093.72 AUD
> 150,000.00	124	1.26%	15,745,300.52 AUD	6.73%	100	14,010,724.98 AUD	24	1,734,575.54 AUD	111	14,184,117.02 AUD	13	1,561,183.50 AUD
Total	9,835	100.00%	233,867,152.85 AUD	100.00%	2,879	119,232,554.76 AUD	6,956	114,634,598.09 AUD	7,214	188,572,634.80 AUD	2,621	45,294,518.05 AUD

Statistics	
Minimum Original Balance	5,898.00 AUD
Maximum Original Balance	471,296.41 AUD
Weighted Average Original Receivables Balance (by ODRB)	72,066.97 AUD

Pool Data IV

Interest Rate paid by the Receivable Debtor

Total Portfolio					Product Type			
Interest Rate paid by the Receivable Debtor	Number of Contracts	Percentage of Contracts	Outstanding Discounted Receivables Balance	Percentage of Balance	Chattel Mortgage		Consumer Loan	
					Number of Contracts	Outstanding Discounted Receivables Balance	Number of Contracts	Outstanding Discounted Receivables Balance
0.00%	-	0.00%	- AUD	0.00%	-	- AUD	-	- AUD
0.01% - 1.00%	-	0.00%	- AUD	0.00%	-	- AUD	-	- AUD
1.01% - 2.00%	443	4.50%	7,408,472.77 AUD	3.17%	265	4,696,815.37 AUD	178	2,711,657.40 AUD
2.01% - 3.00%	651	6.62%	20,547,896.86 AUD	8.79%	450	17,431,624.36 AUD	201	3,116,272.50 AUD
3.01% - 4.00%	913	9.28%	29,292,214.34 AUD	12.53%	906	29,116,410.95 AUD	7	175,803.39 AUD
4.01% - 5.00%	1,055	10.73%	30,801,133.23 AUD	13.17%	863	26,368,834.89 AUD	192	4,432,298.34 AUD
5.01% - 6.00%	1,383	14.06%	36,359,882.55 AUD	15.55%	893	26,100,830.31 AUD	490	10,259,052.24 AUD
6.01% - 7.00%	1,784	18.14%	38,690,042.40 AUD	16.54%	790	20,649,461.99 AUD	994	18,040,580.41 AUD
7.01% - 8.00%	1,409	14.33%	27,795,896.50 AUD	11.89%	510	12,454,794.66 AUD	899	15,341,101.84 AUD
8.01% - 9.00%	1,406	14.30%	28,683,511.17 AUD	12.26%	970	20,720,224.31 AUD	436	7,963,286.86 AUD
9.01% - 10.00%	629	6.40%	11,730,727.87 AUD	5.02%	505	9,280,826.89 AUD	124	2,449,900.98 AUD
10.01% - 11.00%	136	1.38%	2,220,047.08 AUD	0.95%	97	1,433,178.04 AUD	39	786,869.04 AUD
11.01% - 12.00%	14	0.14%	224,934.53 AUD	0.10%	5	42,450.58 AUD	9	182,483.95 AUD
12.01% - 13.00%	4	0.04%	29,091.10 AUD	0.01%	-	- AUD	4	29,091.10 AUD
13.01% - 14.00%	5	0.05%	57,017.28 AUD	0.02%	-	- AUD	5	57,017.28 AUD
14.01% - 15.00%	3	0.03%	26,285.17 AUD	0.01%	-	- AUD	3	26,285.17 AUD
15.01% - 16.00%	-	0.00%	- AUD	0.00%	-	- AUD	-	- AUD
> 16.00%	-	0.00%	- AUD	0.00%	-	- AUD	-	- AUD
Total	9,835	100.00%	233,867,152.85 AUD	100.00%	6,254	168,295,452.35 AUD	3,581	65,571,700.50 AUD

Statistics Interest Rate	
Minimum Interest Rate Debtor	1.40%
Maximum Interest Rate Debtor	14.99%
Weighted Average Interest Rate Debtor	5.91%

Pool Data IV

Interest Rate paid by the Receivable Debtor

Total Portfolio					Balloon				Vehicle Status			
Interest Rate paid by the Receivable Debtor	Number of Contracts	Percentage of Contracts	Outstanding Discounted Receivables Balance	Percentage of Balance	Balloon		No Balloon		New		Used	
					Number of Contracts	Outstanding Discounted Receivables Balance	Number of Contracts	Outstanding Discounted Receivables Balance	Number of Contracts	Outstanding Discounted Receivables Balance	Number of Contracts	Outstanding Discounted Receivables Balance
0.00%	-	0.00%	- AUD	0.00%	-	- AUD	-	- AUD	-	- AUD	-	- AUD
0.01% - 1.00%	-	0.00%	- AUD	0.00%	-	- AUD	-	- AUD	-	- AUD	-	- AUD
1.01% - 2.00%	443	4.50%	7,408,472.77 AUD	3.17%	139	4,386,421.59 AUD	304	3,022,051.18 AUD	443	7,408,472.77 AUD	-	- AUD
2.01% - 3.00%	651	6.62%	20,547,896.86 AUD	8.79%	301	14,874,179.85 AUD	350	5,673,717.01 AUD	651	20,547,896.86 AUD	-	- AUD
3.01% - 4.00%	913	9.28%	29,292,214.34 AUD	12.53%	421	20,195,555.15 AUD	492	9,096,659.19 AUD	856	27,733,365.44 AUD	57	1,558,848.90 AUD
4.01% - 5.00%	1,055	10.73%	30,801,133.23 AUD	13.17%	451	19,495,214.06 AUD	604	11,305,919.17 AUD	859	26,059,296.25 AUD	196	4,741,836.98 AUD
5.01% - 6.00%	1,383	14.06%	36,359,882.55 AUD	15.55%	497	21,219,428.63 AUD	886	15,140,453.92 AUD	1,105	30,757,030.04 AUD	278	5,602,852.51 AUD
6.01% - 7.00%	1,784	18.14%	38,690,042.40 AUD	16.54%	459	17,465,977.07 AUD	1,325	21,224,065.33 AUD	1,323	30,708,539.08 AUD	461	7,981,503.32 AUD
7.01% - 8.00%	1,409	14.33%	27,795,896.50 AUD	11.89%	273	9,681,343.13 AUD	1,136	18,114,553.37 AUD	807	18,391,133.12 AUD	602	9,404,763.38 AUD
8.01% - 9.00%	1,406	14.30%	28,683,511.17 AUD	12.26%	246	8,808,644.50 AUD	1,160	19,874,866.67 AUD	901	20,990,423.93 AUD	505	7,693,087.24 AUD
9.01% - 10.00%	629	6.40%	11,730,727.87 AUD	5.02%	83	2,870,991.80 AUD	546	8,859,736.07 AUD	242	5,490,681.91 AUD	387	6,240,045.96 AUD
10.01% - 11.00%	136	1.38%	2,220,047.08 AUD	0.95%	7	191,642.45 AUD	129	2,028,404.63 AUD	18	412,489.33 AUD	118	1,807,557.75 AUD
11.01% - 12.00%	14	0.14%	224,934.53 AUD	0.10%	1	22,251.19 AUD	13	202,683.34 AUD	4	34,787.33 AUD	10	190,147.20 AUD
12.01% - 13.00%	4	0.04%	29,091.10 AUD	0.01%	-	- AUD	4	29,091.10 AUD	1	- AUD	3	29,091.10 AUD
13.01% - 14.00%	5	0.05%	57,017.28 AUD	0.02%	1	20,905.34 AUD	4	36,111.94 AUD	3	33,387.19 AUD	2	23,630.09 AUD
14.01% - 15.00%	3	0.03%	26,285.17 AUD	0.01%	-	- AUD	3	26,285.17 AUD	1	5,131.55 AUD	2	21,153.62 AUD
15.01% - 16.00%	-	0.00%	- AUD	0.00%	-	- AUD	-	- AUD	-	- AUD	-	- AUD
> 16.00%	-	0.00%	- AUD	0.00%	-	- AUD	-	- AUD	-	- AUD	-	- AUD
Total	9,835	100.00%	233,867,152.85 AUD	100.00%	2,879	119,232,554.76 AUD	6,956	114,634,598.09 AUD	7,214	188,572,634.80 AUD	2,621	45,294,518.05 AUD

Statistics Interest Rate	
Minimum Interest Rate Debtor	1.40%
Maximum Interest Rate Debtor	14.99%
Weighted Average Interest Rate Debtor	5.91%

Pool Data V

Original Term

Total Portfolio					Product Type			
Length of Original Term (months)	Number of Contracts	Percentage of Contracts	Outstanding Discounted Receivables Balance	Percentage of Balance	Chattel Mortgage		Consumer Loan	
					Number of Contracts	Outstanding Discounted Receivables Balance	Number of Contracts	Outstanding Discounted Receivables Balance
0 - 11	-	0.00%	- AUD	0.00%	-	- AUD	-	- AUD
12 - 23	-	0.00%	- AUD	0.00%	-	- AUD	-	- AUD
24 - 35	9	0.09%	25,196.12 AUD	0.01%	8	24,291.10 AUD	1	905.02 AUD
36 - 47	835	8.49%	8,901,779.66 AUD	3.81%	609	7,468,029.08 AUD	226	1,433,750.58 AUD
48 - 59	1,549	15.75%	29,657,626.62 AUD	12.68%	1,021	22,453,426.22 AUD	528	7,204,200.40 AUD
60 - 71	6,961	70.78%	183,029,282.06 AUD	78.26%	4,616	138,349,705.95 AUD	2,345	44,679,576.11 AUD
> 71	481	4.89%	12,253,268.39 AUD	5.24%	-	- AUD	481	12,253,268.39 AUD
Total	9,835	100.00%	233,867,152.85 AUD	100.00%	6,254	168,295,452.35 AUD	3,581	65,571,700.50 AUD

Statistics Original Term	
Minimum Original Term in months	24
Maximum Original Term in months	84
Weighted Average Original Term month (by ODRB)	58.81

Remaining Term

Total Portfolio					Product Type			
Length of Remaining Term (months)	Number of Contracts	Percentage of Contracts	Outstanding Discounted Receivables Balance	Percentage of Balance	Chattel Mortgage		Consumer Loan	
					Number of Contracts	Outstanding Discounted Receivables Balance	Number of Contracts	Outstanding Discounted Receivables Balance
0 - 11	1,527	15.53%	17,271,533.81 AUD	7.39%	1,005	13,533,844.75 AUD	522	3,737,689.06 AUD
12 - 23	3,072	31.24%	62,024,955.28 AUD	26.52%	2,020	45,812,964.90 AUD	1,052	16,111,990.38 AUD
24 - 35	4,773	48.53%	141,234,208.70 AUD	60.39%	3,197	107,465,396.03 AUD	1,576	33,768,812.67 AUD
36 - 47	202	2.05%	5,539,365.98 AUD	2.37%	32	1,383,246.67 AUD	170	4,156,119.31 AUD
48 - 59	257	2.61%	7,619,019.36 AUD	3.26%	-	- AUD	257	7,619,019.36 AUD
60 - 71	4	0.04%	178,069.72 AUD	0.08%	-	- AUD	4	178,069.72 AUD
> 71	-	0.00%	- AUD	0.00%	-	- AUD	-	- AUD
Total	9,835	100.00%	233,867,152.85 AUD	100.00%	6,254	168,295,452.35 AUD	3,581	65,571,700.50 AUD

Statistics Remaining Term	
Minimum Remaining Term in months	0
Maximum Remaining Term in months	64
Weighted Average Remaining Term in months (by ODRB)	25.64

Distribution by Seasoning

Total Portfolio					Product Type			
Seasoning (months)	Number of Contracts	Percentage of Contracts	Outstanding Discounted Receivables Balance	Percentage of Balance	Chattel Mortgage		Consumer Loan	
					Number of Contracts	Outstanding Discounted Receivables Balance	Number of Contracts	Outstanding Discounted Receivables Balance
0 - 11	-	0.00%	- AUD	0.00%	-	- AUD	-	- AUD
12 - 23	35	0.36%	1,317,893.49 AUD	0.56%	27	1,122,267.99 AUD	8	195,625.50 AUD
24 - 35	6,358	64.65%	168,063,495.20 AUD	71.86%	4,185	123,578,264.07 AUD	2,173	44,485,231.13 AUD
36 - 47	3,211	32.65%	62,134,423.63 AUD	26.57%	1,952	42,445,723.11 AUD	1,259	19,688,700.52 AUD
48 - 59	186	1.89%	2,134,540.64 AUD	0.91%	88	1,149,197.18 AUD	98	985,343.46 AUD
60 - 71	11	0.11%	43,450.29 AUD	0.02%	2	- AUD	9	43,450.29 AUD
> 71	34	0.35%	173,349.60 AUD	0.07%	-	- AUD	34	173,349.60 AUD
Total	9,835	100.00%	233,867,152.85 AUD	100.00%	6,254	168,295,452.35 AUD	3,581	65,571,700.50 AUD

Statistics Seasoning	
Minimum Seasoning in months	13
Maximum Seasoning in months	80
Weighted Average Seasoning Term in months (by ODRB)	33.22

Pool Data V

Original Term

Total Portfolio					Balloon				Vehicle Status			
Length of Original Term (months)	Number of Contracts	Percentage of Contracts	Outstanding Discounted Receivables Balance	Percentage of Balance	Balloon		No Balloon		New		Used	
					Number of Contracts	Outstanding Discounted Receivables Balance	Number of Contracts	Outstanding Discounted Receivables Balance	Number of Contracts	Outstanding Discounted Receivables Balance	Number of Contracts	Outstanding Discounted Receivables Balance
0 - 11	-	0.00%	- AUD	0.00%	-	- AUD	-	- AUD	-	- AUD	-	- AUD
12 - 23	-	0.00%	- AUD	0.00%	-	- AUD	-	- AUD	-	- AUD	-	- AUD
24 - 35	9	0.09%	25,196.12 AUD	0.01%	-	- AUD	9	25,196.12 AUD	1	1,430.20 AUD	8	23,765.92 AUD
36 - 47	835	8.49%	8,901,779.66 AUD	3.81%	175	5,325,710.98 AUD	660	3,576,068.68 AUD	594	7,611,093.36 AUD	241	1,290,686.30 AUD
48 - 59	1,549	15.75%	29,657,626.62 AUD	12.68%	482	17,295,876.70 AUD	1,067	12,361,749.92 AUD	1,265	26,897,066.69 AUD	284	2,760,559.93 AUD
60 - 71	6,961	70.78%	183,029,282.06 AUD	78.26%	2,222	96,610,967.08 AUD	4,739	86,418,314.98 AUD	5,028	145,624,677.33 AUD	1,933	37,404,604.73 AUD
> 71	481	4.89%	12,253,268.39 AUD	5.24%	-	- AUD	481	12,253,268.39 AUD	326	8,438,367.22 AUD	155	3,814,901.17 AUD
Total	9,835	100.00%	233,867,152.85 AUD	100.00%	2,879	119,232,554.76 AUD	6,956	114,634,598.09 AUD	7,214	188,572,634.80 AUD	2,621	45,294,518.05 AUD

Statistics Original Term	
Minimum Original Term in months	24
Maximum Original Term in months	84
Weighted Average Original Term month (by ODRB)	58.81

Remaining Term

Total Portfolio					Balloon				Vehicle Status			
Length of Remaining Term (months)	Number of Contracts	Percentage of Contracts	Outstanding Discounted Receivables Balance	Percentage of Balance	Balloon		No Balloon		New		Used	
					Number of Contracts	Outstanding Discounted Receivables Balance	Number of Contracts	Outstanding Discounted Receivables Balance	Number of Contracts	Outstanding Discounted Receivables Balance	Number of Contracts	Outstanding Discounted Receivables Balance
0 - 11	1,527	15.53%	17,271,533.81 AUD	7.39%	382	11,167,596.00 AUD	1,145	6,103,937.81 AUD	1,131	15,156,812.48 AUD	396	2,114,721.33 AUD
12 - 23	3,072	31.24%	62,024,955.28 AUD	26.52%	901	32,750,152.02 AUD	2,171	29,274,803.26 AUD	2,256	51,365,610.97 AUD	816	10,659,344.31 AUD
24 - 35	4,773	48.53%	141,234,208.70 AUD	60.39%	1,580	74,487,426.94 AUD	3,193	66,746,781.76 AUD	3,517	112,952,978.81 AUD	1,256	28,281,229.89 AUD
36 - 47	202	2.05%	5,539,365.98 AUD	2.37%	16	827,379.80 AUD	186	4,711,986.18 AUD	128	3,621,297.70 AUD	74	1,918,068.26 AUD
48 - 59	257	2.61%	7,619,019.36 AUD	3.26%	-	- AUD	257	7,619,019.36 AUD	180	5,403,404.12 AUD	77	2,215,615.24 AUD
60 - 71	4	0.04%	178,069.72 AUD	0.08%	-	- AUD	4	178,069.72 AUD	2	72,530.72 AUD	2	105,539.00 AUD
> 71	-	0.00%	- AUD	0.00%	-	- AUD	-	- AUD	-	- AUD	-	- AUD
Total	9,835	100.00%	233,867,152.85 AUD	100.00%	2,879	119,232,554.76 AUD	6,956	114,634,598.09 AUD	7,214	188,572,634.80 AUD	2,621	45,294,518.05 AUD

Statistics Remaining Term	
Minimum Remaining Term in months	0
Maximum Remaining Term in months	64
Weighted Average Remaining Term in months (by ODRB)	25.64

Distribution by Seasoning

Total Portfolio					Balloon				Vehicle Status			
Seasoning (months)	Number of Contracts	Percentage of Contracts	Outstanding Discounted Receivables Balance	Percentage of Balance	Balloon		No Balloon		New		Used	
					Number of Contracts	Outstanding Discounted Receivables Balance	Number of Contracts	Outstanding Discounted Receivables Balance	Number of Contracts	Outstanding Discounted Receivables Balance	Number of Contracts	Outstanding Discounted Receivables Balance
0 - 11	-	0.00%	- AUD	0.00%	-	- AUD	-	- AUD	-	- AUD	-	- AUD
12 - 23	35	0.36%	1,317,893.49 AUD	0.56%	11	645,221.46 AUD	24	672,672.03 AUD	19	880,555.13 AUD	16	437,338.36 AUD
24 - 35	6,358	64.65%	168,063,495.20 AUD	71.86%	1,894	85,064,486.27 AUD	4,464	82,999,008.93 AUD	4,701	135,656,527.44 AUD	1,657	32,406,967.76 AUD
36 - 47	3,211	32.85%	62,134,423.63 AUD	26.57%	926	32,204,068.38 AUD	2,285	29,930,355.25 AUD	2,346	50,152,569.22 AUD	865	11,981,854.41 AUD
48 - 59	186	1.89%	2,134,540.64 AUD	0.91%	48	1,318,778.65 AUD	138	815,761.99 AUD	119	1,728,506.77 AUD	67	406,033.87 AUD
60 - 71	11	0.11%	43,450.29 AUD	0.02%	-	- AUD	11	43,450.29 AUD	7	36,069.12 AUD	4	7,381.17 AUD
> 71	34	0.35%	173,349.60 AUD	0.07%	-	- AUD	34	173,349.60 AUD	22	118,407.12 AUD	12	54,942.48 AUD
Total	9,835	100.00%	233,867,152.85 AUD	100.00%	2,879	119,232,554.76 AUD	6,956	114,634,598.09 AUD	7,214	188,572,634.80 AUD	2,621	45,294,518.05 AUD

Statistics Seasoning	
Minimum Seasoning in months	13
Maximum Seasoning in months	80
Weighted Average Seasoning Term in months (by ODRB)	33.22

Pool Data VI

Product Type

Total Portfolio					Balloon				Vehicle Status			
Product Type	Number of Contracts	Percentage of Contracts	Outstanding Discounted Receivables Balance	Percentage of Balance	Balloon		No Balloon		New		Used	
					Number of Contracts	Outstanding Discounted Receivables Balance	Number of Contracts	Outstanding Discounted Receivables Balance	Number of Contracts	Outstanding Discounted Receivables Balance	Number of Contracts	Outstanding Discounted Receivables Balance
Chattel Mortgage	6,254	63.59%	168,295,452.35 AUD	71.96%	2,293	99,905,099.17 AUD	3,961	68,390,353.18 AUD	4,766	139,223,670.23 AUD	1,488	29,071,782.12 AUD
Consumer Loan	3,581	36.41%	65,571,700.50 AUD	28.04%	586	19,327,455.59 AUD	2,995	46,244,244.91 AUD	2,448	49,348,964.57 AUD	1,133	16,222,735.93 AUD
Total	9,835	100.00%	233,867,152.85 AUD	100.00%	2,879	119,232,554.76 AUD	6,956	114,634,598.09 AUD	7,214	188,572,634.80 AUD	2,621	45,294,518.05 AUD

Vehicle Status

Total Portfolio					Product Type			
Type of Car	Number of Contracts	Percentage of Contracts	Outstanding Discounted Receivables Balance	Percentage of Balance	Chattel Mortgage		Consumer Loan	
					Number of Contracts	Outstanding Discounted Receivables Balance	Number of Contracts	Outstanding Discounted Receivables Balance
New Vehicles	7,214	73.35%	188,572,634.80 AUD	80.63%	4,766	139,223,670.23 AUD	2,448	49,348,964.57 AUD
Used Vehicles	2,621	26.65%	45,294,518.05 AUD	19.37%	1,488	29,071,782.12 AUD	1,133	16,222,735.93 AUD
Total	9,835	100.00%	233,867,152.85 AUD	100.00%	6,254	168,295,452.35 AUD	3,581	65,571,700.50 AUD

Balloon

Total Portfolio				
Balloon	Number of Contracts	Percentage of Contracts	Outstanding Discounted Receivables Balance	Percentage of Balance
Balloon	2,879	29.27%	119,232,554.76 AUD	50.98%
No Balloon	6,956	70.73%	114,634,598.09 AUD	49.02%
Total	9,835	100.00%	233,867,152.85 AUD	100.00%

Pool Data VII

Distribution by Vehicle Brand and Models

Total Portfolio						Product Type			
Make	Model	Number of Contracts	Percentage of Contracts	Outstanding Discounted Receivables Balance	Percentage of Balance	Chattel Mortgage		Consumer Loan	
						Number of Contracts	Outstanding Discounted Receivables Balance	Number of Contracts	Outstanding Discounted Receivables Balance
Volkswagen Group Vehicles									
AUDI	A1	38	0.39%	589,265.38 AUD	0.25%	18	264,140.02 AUD	20	325,125.36 AUD
	A3	180	1.83%	4,475,016.97 AUD	1.91%	79	2,292,969.07 AUD	101	2,182,047.90 AUD
	A4	87	0.88%	2,231,128.22 AUD	0.95%	53	1,585,114.33 AUD	34	646,013.89 AUD
	A5	55	0.56%	1,882,596.05 AUD	0.80%	39	1,440,129.01 AUD	16	442,467.04 AUD
	A6	22	0.22%	797,073.06 AUD	0.34%	15	675,480.98 AUD	7	121,592.08 AUD
	A7	8	0.08%	566,158.15 AUD	0.24%	8	566,158.15 AUD	-	- AUD
	A8	1	0.01%	23,477.11 AUD	0.01%	1	23,477.11 AUD	-	- AUD
	E-TRON	5	0.05%	403,869.34 AUD	0.17%	4	342,790.46 AUD	1	61,078.88 AUD
	Q2	70	0.71%	1,402,411.02 AUD	0.60%	28	634,698.85 AUD	42	767,712.17 AUD
	Q3	200	2.03%	5,258,337.37 AUD	2.25%	114	3,249,747.39 AUD	86	2,008,589.98 AUD
	Q5	210	2.14%	7,079,058.24 AUD	3.03%	145	5,013,148.86 AUD	65	2,065,909.38 AUD
	Q7	166	1.69%	8,200,168.11 AUD	3.51%	132	6,802,751.49 AUD	34	1,397,416.62 AUD
	Q8	15	0.15%	964,887.02 AUD	0.41%	13	892,804.73 AUD	2	72,082.29 AUD
	R8	5	0.05%	670,137.05 AUD	0.29%	5	670,137.05 AUD	-	- AUD
	TT	4	0.04%	73,020.31 AUD	0.03%	2	41,262.25 AUD	2	31,758.06 AUD
	SubTotal	1,066	10.84%	34,616,603.40 AUD	14.80%	656	24,494,809.75 AUD	410	10,121,793.65 AUD
BENTLEY	BENTAYGA	2	0.02%	422,741.89 AUD	0.18%	2	422,741.89 AUD	-	- AUD
	CONTINENTAL	2	0.02%	256,740.74 AUD	0.11%	2	256,740.74 AUD	-	- AUD
	SubTotal	4	0.04%	679,482.63 AUD	0.29%	4	679,482.63 AUD	-	- AUD
LAMBORGHINI	AVENTADOR	-	0.00%	- AUD	0.00%	-	- AUD	-	- AUD
	HURACAN	-	0.00%	- AUD	0.00%	-	- AUD	-	- AUD
	URUS	2	0.02%	506,914.69 AUD	0.22%	1	297,962.83 AUD	1	208,951.86 AUD
	SubTotal	2	0.02%	506,914.69 AUD	0.22%	1	297,962.83 AUD	1	208,951.86 AUD
PORSCHE	BOXSTER	7	0.07%	672,257.09 AUD	0.29%	7	672,257.09 AUD	-	- AUD
	CARRERA / 911	17	0.17%	2,807,572.59 AUD	1.20%	16	2,722,211.53 AUD	1	85,361.06 AUD
	CAYENNE	68	0.69%	4,987,956.96 AUD	2.13%	63	4,782,826.50 AUD	5	205,130.46 AUD
	CAYMAN	1	0.01%	59,532.12 AUD	0.03%	-	- AUD	1	59,532.12 AUD
	MACAN	85	0.86%	4,812,544.96 AUD	2.06%	79	4,417,545.00 AUD	6	394,999.96 AUD
	PANAMERA	-	0.00%	- AUD	0.00%	-	- AUD	-	- AUD
	TAYCAN	11	0.11%	1,624,193.70 AUD	0.69%	11	1,624,193.70 AUD	-	- AUD
	SubTotal	189	1.92%	14,964,057.42 AUD	6.40%	176	14,219,033.82 AUD	13	745,023.60 AUD
SKODA	FABIA	33	0.34%	305,974.81 AUD	0.13%	8	99,296.83 AUD	25	206,677.98 AUD
	KAROQ	44	0.45%	683,852.55 AUD	0.29%	16	227,658.55 AUD	28	456,194.00 AUD
	KODIAQ	81	0.82%	1,848,261.81 AUD	0.79%	33	818,708.83 AUD	48	1,029,552.98 AUD
	KAMIQ	61	0.62%	888,338.78 AUD	0.38%	15	180,488.51 AUD	46	707,850.27 AUD
	SCALA	37	0.38%	506,166.06 AUD	0.22%	11	179,379.63 AUD	26	326,786.43 AUD
	OCTAVIA	78	0.79%	1,284,553.75 AUD	0.55%	17	272,542.14 AUD	61	1,012,011.61 AUD
	RAPID	-	0.00%	- AUD	0.00%	-	- AUD	-	- AUD
	SUPERB	16	0.16%	385,559.32 AUD	0.16%	9	255,242.52 AUD	7	130,316.80 AUD
	SubTotal	350	3.56%	5,902,707.08 AUD	2.52%	109	2,033,317.01 AUD	241	3,869,390.07 AUD
VOLKSWAGEN	AMAROK	557	5.66%	11,334,528.31 AUD	4.85%	431	8,971,936.49 AUD	126	2,362,591.82 AUD
	ARTEON	6	0.06%	172,250.78 AUD	0.07%	2	64,593.43 AUD	4	107,657.35 AUD
	CADDY	74	0.75%	998,145.64 AUD	0.43%	70	974,192.06 AUD	4	23,953.58 AUD
	CARAVELLE	1	0.01%	38,655.10 AUD	0.02%	1	38,655.10 AUD	-	- AUD
	CRAFTER	100	1.02%	1,869,036.18 AUD	0.80%	98	1,832,894.13 AUD	2	36,142.05 AUD
	GOLF	289	2.94%	3,804,406.63 AUD	1.63%	105	1,566,017.24 AUD	184	2,238,389.39 AUD
	JETTA	2	0.02%	11,902.82 AUD	0.01%	-	- AUD	2	11,902.82 AUD
	MULTIVAN	30	0.31%	866,450.77 AUD	0.37%	20	635,271.25 AUD	10	231,179.52 AUD
	NEW BEETLE	3	0.03%	21,078.41 AUD	0.01%	1	8,789.41 AUD	2	12,289.00 AUD
	PASSAT	26	0.26%	505,721.08 AUD	0.22%	12	187,748.77 AUD	14	317,972.31 AUD
	POLO	124	1.26%	1,177,446.51 AUD	0.50%	35	341,877.50 AUD	89	835,569.01 AUD
	SCIROCCO	1	0.01%	13,830.47 AUD	0.01%	-	- AUD	1	13,830.47 AUD
	T-CROSS	132	1.34%	1,867,036.58 AUD	0.80%	39	563,755.27 AUD	93	1,303,281.31 AUD
	T-ROC	85	0.86%	1,492,228.72 AUD	0.64%	27	495,383.15 AUD	58	996,845.57 AUD
	TIGUAN	407	4.14%	7,740,329.53 AUD	3.31%	197	4,099,335.37 AUD	210	3,640,994.16 AUD
	TOUAREG	67	0.68%	2,789,892.41 AUD	1.19%	52	2,260,239.90 AUD	15	529,652.51 AUD

Pool Data VII

Distribution by Vehicle Brand and Models

Total Portfolio						Balloon				Vehicle Status			
Make	Model	Number of Contracts	Percentage of Contracts	Outstanding Discounted Receivables Balance	Percentage of Balance	Balloon		No Balloon		New		Used	
						Number of Contracts	Outstanding Discounted Receivables Balance	Number of Contracts	Outstanding Discounted Receivables Balance	Number of Contracts	Outstanding Discounted Receivables Balance	Number of Contracts	Outstanding Discounted Receivables Balance
Volkswagen Group Vehicles													
AUDI	A1	38	0.39%	589,265.38 AUD	0.25%	11	285,991.40 AUD	27	303,273.98 AUD	22	462,086.44 AUD	16	127,178.94 AUD
	A3	180	1.83%	4,475,016.97 AUD	1.91%	72	2,630,513.86 AUD	108	1,844,503.11 AUD	118	3,377,881.73 AUD	62	1,097,135.24 AUD
	A4	87	0.88%	2,231,128.22 AUD	0.95%	34	1,236,223.41 AUD	53	994,904.81 AUD	58	1,768,525.58 AUD	29	462,602.64 AUD
	A5	55	0.56%	1,882,596.05 AUD	0.80%	27	1,305,108.94 AUD	28	577,487.11 AUD	39	1,599,208.25 AUD	16	283,387.80 AUD
	A6	22	0.22%	797,073.06 AUD	0.34%	8	468,689.60 AUD	14	328,383.46 AUD	11	565,765.73 AUD	11	231,307.33 AUD
	A7	8	0.08%	566,158.15 AUD	0.24%	7	546,979.99 AUD	1	19,178.16 AUD	6	512,396.60 AUD	2	53,761.55 AUD
	A8	1	0.01%	23,477.11 AUD	0.01%	-	- AUD	1	23,477.11 AUD	1	23,477.11 AUD	-	- AUD
	E-TRON	5	0.05%	403,869.34 AUD	0.17%	4	366,823.90 AUD	1	37,045.44 AUD	5	403,869.34 AUD	-	- AUD
	Q2	70	0.71%	1,402,411.02 AUD	0.60%	31	813,431.80 AUD	39	588,979.22 AUD	56	1,224,893.44 AUD	14	177,517.58 AUD
	Q3	200	2.03%	5,258,337.37 AUD	2.25%	83	3,011,025.34 AUD	117	2,247,312.03 AUD	171	4,892,881.70 AUD	29	365,455.67 AUD
	Q5	210	2.14%	7,079,058.24 AUD	3.03%	110	4,884,180.50 AUD	100	2,194,877.74 AUD	157	5,958,226.47 AUD	53	1,120,831.77 AUD
	Q7	166	1.69%	8,200,168.11 AUD	3.51%	89	5,857,895.02 AUD	77	2,342,273.09 AUD	109	6,509,051.67 AUD	57	1,691,116.44 AUD
	Q8	15	0.15%	964,887.02 AUD	0.41%	8	639,426.87 AUD	7	325,460.15 AUD	13	851,538.69 AUD	2	113,348.33 AUD
	R8	5	0.05%	670,137.05 AUD	0.29%	5	670,137.05 AUD	-	- AUD	3	478,777.84 AUD	2	191,359.21 AUD
	TT	4	0.04%	73,020.31 AUD	0.03%	1	25,360.45 AUD	3	47,659.86 AUD	-	- AUD	4	73,020.31 AUD
	SubTotal	1,066	10.84%	34,616,603.40 AUD	14.80%	490	22,741,788.13 AUD	576	11,874,815.27 AUD	769	28,628,580.59 AUD	297	5,988,022.81 AUD
BENTLEY	BENTAYGA	2	0.02%	422,741.89 AUD	0.18%	2	422,741.89 AUD	-	- AUD	1	256,242.25 AUD	1	166,499.64 AUD
	CONTINENTAL	2	0.02%	256,740.74 AUD	0.11%	1	159,731.19 AUD	1	97,009.55 AUD	-	- AUD	2	256,740.74 AUD
	SubTotal	4	0.04%	679,482.63 AUD	0.29%	3	582,473.08 AUD	1	97,009.55 AUD	1	256,242.25 AUD	3	423,240.38 AUD
LAMBORGHINI	AVENTADOR	-	0.00%	- AUD	0.00%	-	- AUD	-	- AUD	-	- AUD	-	- AUD
	HURACAN	-	0.00%	- AUD	0.00%	-	- AUD	-	- AUD	-	- AUD	-	- AUD
	URUS	2	0.02%	506,914.69 AUD	0.22%	2	506,914.69 AUD	-	- AUD	2	506,914.69 AUD	-	- AUD
	SubTotal	2	0.02%	506,914.69 AUD	0.22%	2	506,914.69 AUD	-	- AUD	2	506,914.69 AUD	-	- AUD
PORSCHE	BOXSTER	7	0.07%	672,257.09 AUD	0.29%	6	635,718.03 AUD	1	36,539.06 AUD	6	635,718.03 AUD	1	36,539.06 AUD
	CARRERA / 911	17	0.17%	2,807,572.59 AUD	1.20%	15	2,785,230.56 AUD	2	22,342.03 AUD	12	2,385,794.53 AUD	5	421,778.06 AUD
	CAYENNE	68	0.69%	4,987,956.96 AUD	2.13%	49	4,289,011.73 AUD	19	698,945.23 AUD	57	4,532,524.86 AUD	11	455,432.10 AUD
	CAYMAN	1	0.01%	59,532.12 AUD	0.03%	-	- AUD	1	59,532.12 AUD	-	- AUD	1	59,532.12 AUD
	MACAN	85	0.86%	4,812,544.96 AUD	2.06%	59	3,903,222.11 AUD	26	909,322.85 AUD	75	4,470,463.68 AUD	10	342,081.28 AUD
	PANAMERA	-	0.00%	- AUD	0.00%	-	- AUD	-	- AUD	-	- AUD	-	- AUD
	TAYCAN	11	0.11%	1,624,193.70 AUD	0.69%	11	1,624,193.70 AUD	-	- AUD	11	1,624,193.70 AUD	-	- AUD
	SubTotal	189	1.92%	14,964,057.42 AUD	6.40%	140	13,237,376.13 AUD	49	1,726,681.29 AUD	161	13,648,694.80 AUD	28	1,315,362.62 AUD
SKODA	FABIA	33	0.34%	305,974.81 AUD	0.13%	1	16,472.97 AUD	32	289,501.84 AUD	30	295,840.49 AUD	3	10,134.32 AUD
	KAROQ	44	0.45%	683,852.55 AUD	0.29%	6	119,757.20 AUD	38	564,095.35 AUD	44	683,852.55 AUD	-	- AUD
	KODIAQ	81	0.82%	1,848,261.81 AUD	0.79%	22	668,352.61 AUD	59	1,179,909.20 AUD	77	1,790,517.40 AUD	4	57,744.41 AUD
	KAMIQ	61	0.62%	888,338.78 AUD	0.38%	5	109,209.07 AUD	56	779,129.71 AUD	61	888,338.78 AUD	-	- AUD
	SCALA	37	0.38%	506,166.06 AUD	0.22%	8	152,844.88 AUD	29	353,321.18 AUD	37	506,166.06 AUD	-	- AUD
	OCTAVIA	78	0.79%	1,284,553.75 AUD	0.55%	23	614,170.64 AUD	55	670,383.11 AUD	72	1,219,803.15 AUD	6	64,750.60 AUD
	RAPID	-	0.00%	- AUD	0.00%	-	- AUD	-	- AUD	-	- AUD	-	- AUD
	SUPERB	16	0.16%	385,559.32 AUD	0.16%	7	235,975.48 AUD	9	149,583.84 AUD	13	360,113.79 AUD	3	25,445.53 AUD
	SubTotal	350	3.56%	5,902,707.08 AUD	2.52%	72	1,916,782.85 AUD	278	3,985,924.23 AUD	334	5,744,632.22 AUD	16	158,074.86 AUD
VOLKSWAGEN	AMAROK	557	5.66%	11,334,528.31 AUD	4.85%	202	6,301,778.57 AUD	355	5,032,749.74 AUD	456	9,536,113.86 AUD	101	1,798,414.45 AUD
	ARTEON	6	0.06%	172,250.78 AUD	0.07%	5	156,134.52 AUD	1	16,116.26 AUD	2	55,904.13 AUD	4	116,346.65 AUD
	CADDY	74	0.75%	998,145.64 AUD	0.43%	19	404,356.63 AUD	55	593,789.01 AUD	62	867,792.06 AUD	12	130,353.58 AUD
	CARAVELLE	1	0.01%	38,655.10 AUD	0.02%	-	- AUD	1	38,655.10 AUD	1	38,655.10 AUD	-	- AUD
	CRAFTER	100	1.02%	1,869,036.18 AUD	0.80%	30	927,261.26 AUD	70	941,774.92 AUD	99	1,860,312.43 AUD	1	8,723.75 AUD
	GOLF	289	2.94%	3,804,406.63 AUD	1.63%	76	1,621,791.62 AUD	213	2,182,615.01 AUD	198	2,866,494.11 AUD	91	937,912.52 AUD
	JETTA	2	0.02%	11,902.82 AUD	0.01%	-	- AUD	2	11,902.82 AUD	-	- AUD	2	11,902.82 AUD
	MULTIVAN	30	0.31%	866,450.77 AUD	0.37%	11	455,774.24 AUD	19	410,676.53 AUD	22	695,342.43 AUD	8	171,108.34 AUD
	NEW BEETLE	3	0.03%	21,078.41 AUD	0.01%	-	- AUD	3	21,078.41 AUD	-	- AUD	3	21,078.41 AUD
	PASSAT	26	0.26%	505,721.08 AUD	0.22%	10	277,743.87 AUD	16	227,977.21 AUD	15	386,809.59 AUD	11	118,911.49 AUD
	POLO	124	1.26%	1,177,446.51 AUD	0.50%	16	259,808.39 AUD	108	917,638.12 AUD	109	1,112,789.61 AUD	15	64,656.90 AUD
	SCIROCCO	1	0.01%	13,830.47 AUD	0.01%	-	- AUD	1	13,830.47 AUD	-	- AUD	1	13,830.47 AUD
	T-CROSS	132	1.34%	1,867,036.58 AUD	0.80%	22	418,160.25 AUD	110	1,448,876.33 AUD	132	1,867,036.58 AUD	-	- AUD
	T-ROC	85	0.86%	1,492,228.72 AUD	0.64%	17	441,906.27 AUD	68	1,050,322.45 AUD	85	1,492,228.72 AUD	-	- AUD
	TIGUAN	407	4.14%	7,740,329.53 AUD	3.31%	125	3,423,849.68 AUD	282	4,316,479.85 AUD	360	7,035,384.27 AUD	47	704,945.26 AUD
	TOUAREG	67	0.68%	2,789,892.41 AUD	1.19%	32	1,890,522.83 AUD	35	899,369.58 AUD	52	2,534,521.00 AUD	15	255,371.41 AUD

Pool Data VII

Distribution by Vehicle Brand and Models

Total Portfolio						Product Type			
Make	Model	Number of Contracts	Percentage of Contracts	Outstanding Discounted Receivables Balance	Percentage of Balance	Chattel Mortgage		Consumer Loan	
						Number of Contracts	Outstanding Discounted Receivables Balance	Number of Contracts	Outstanding Discounted Receivables Balance
	TRANSPORTER	89	0.90%	2,187,907.18 AUD	0.94%	76	1,797,307.24 AUD	13	390,599.94 AUD
	UP!	-	0.00%	- AUD	0.00%	-	- AUD	-	- AUD
	SubTotal	1,993	20.26%	36,890,847.12 AUD	15.77%	1,166	23,837,996.31 AUD	827	13,052,850.81 AUD
Volkswagen Group Vehicles	SubTotal	3,604	36.64%	93,560,612.34 AUD	40.01%	2,112	65,562,602.35 AUD	1,492	27,998,009.99 AUD

Pool Data VII

Distribution by Vehicle Brand and Models

Total Portfolio						Balloon				Vehicle Status			
Make	Model	Number of Contracts	Percentage of Contracts	Outstanding Discounted Receivables Balance	Percentage of Balance	Balloon		No Balloon		New		Used	
						Number of Contracts	Outstanding Discounted Receivables Balance	Number of Contracts	Outstanding Discounted Receivables Balance	Number of Contracts	Outstanding Discounted Receivables Balance	Number of Contracts	Outstanding Discounted Receivables Balance
	TRANSPORTER	89	0.90%	2,187,907.18 AUD	0.94%	33	1,053,321.53 AUD	56	1,134,585.65 AUD	77	2,006,250.42 AUD	12	181,656.76 AUD
	UP!	-	0.00%	- AUD	0.00%	-	- AUD	-	- AUD	-	- AUD	-	- AUD
	SubTotal	1,993	20.26%	36,890,847.12 AUD	15.77%	598	17,632,409.66 AUD	1,395	19,258,437.46 AUD	1,670	32,355,634.31 AUD	323	4,535,212.81 AUD
Volkswagen Group Vehicles	SubTotal	3,604	36.64%	93,560,612.34 AUD	40.01%	1,305	56,617,744.54 AUD	2,299	36,942,867.80 AUD	2,937	81,140,698.86 AUD	667	12,419,913.48 AUD

Pool Data VII

Distribution by Vehicle Brand and Models

Total Portfolio						Product Type			
Make	Model	Number of Contracts	Percentage of Contracts	Outstanding Discounted Receivables Balance	Percentage of Balance	Chattel Mortgage		Consumer Loan	
						Number of Contracts	Outstanding Discounted Receivables Balance	Number of Contracts	Outstanding Discounted Receivables Balance
Other Vehicles									
ABARTH		12	0.12%	217,686.08 AUD	0.09%	10	182,857.17 AUD	2	34,828.91 AUD
ALFA ROMEO		26	0.26%	746,704.59 AUD	0.32%	14	360,684.73 AUD	12	386,019.86 AUD
ASTON MARTIN		6	0.06%	770,152.72 AUD	0.33%	6	770,152.72 AUD	-	- AUD
BMW		102	1.04%	3,575,710.57 AUD	1.53%	81	3,047,850.11 AUD	21	527,860.46 AUD
CHEVROLET		20	0.20%	1,086,666.40 AUD	0.46%	18	966,408.26 AUD	2	120,258.14 AUD
CHRYSLER		5	0.05%	99,842.52 AUD	0.04%	2	71,322.90 AUD	3	28,519.62 AUD
CITROEN		2	0.02%	24,399.46 AUD	0.01%	2	24,399.46 AUD	-	- AUD
DODGE		2	0.02%	6,595.27 AUD	0.00%	1	1,065.44 AUD	1	5,529.83 AUD
FERRARI		-	0.00%	- AUD	0.00%	-	- AUD	-	- AUD
FIAT		11	0.11%	136,187.59 AUD	0.06%	8	106,072.21 AUD	3	30,115.38 AUD
FORD		690	7.02%	16,933,748.62 AUD	7.24%	549	14,049,306.94 AUD	141	2,884,441.68 AUD
GENESIS		3	0.03%	157,170.59 AUD	0.07%	3	157,170.59 AUD	-	- AUD
GM		1	0.01%	56,600.19 AUD	0.02%	1	56,600.19 AUD	-	- AUD
GREAT WALL		10	0.10%	72,261.39 AUD	0.03%	7	45,442.19 AUD	3	26,819.20 AUD
GWM		46	0.47%	899,167.68 AUD	0.38%	33	620,679.59 AUD	13	268,488.09 AUD
HAVAL		49	0.50%	765,244.10 AUD	0.33%	28	399,277.24 AUD	21	365,966.86 AUD
HINO		1	0.01%	34,637.50 AUD	0.01%	1	34,637.50 AUD	-	- AUD
HOLDEN		210	2.14%	2,900,654.34 AUD	1.24%	110	1,551,658.36 AUD	100	1,348,995.98 AUD
HONDA		183	1.86%	2,685,284.57 AUD	1.15%	100	1,609,688.25 AUD	83	1,075,596.32 AUD
HYUNDAI		501	5.09%	7,573,593.51 AUD	3.24%	263	4,274,332.85 AUD	238	3,299,260.66 AUD
INFINITI		1	0.01%	12,602.47 AUD	0.01%	1	12,602.47 AUD	-	- AUD
ISUZU		219	2.23%	5,102,686.36 AUD	2.18%	156	3,505,896.06 AUD	63	1,596,790.30 AUD
JAGUAR		62	0.63%	2,441,986.08 AUD	1.04%	45	1,960,767.95 AUD	17	481,218.13 AUD
JEEP		96	0.98%	2,347,989.18 AUD	1.00%	64	1,735,450.17 AUD	32	612,539.01 AUD
KIA		282	2.87%	4,578,958.63 AUD	1.96%	166	3,084,090.24 AUD	116	1,494,868.39 AUD
LAND ROVER		435	4.42%	21,785,960.44 AUD	9.32%	329	17,688,366.50 AUD	106	4,097,593.94 AUD
LDV		190	1.93%	3,150,352.19 AUD	1.35%	166	2,668,947.72 AUD	24	481,404.47 AUD
LEXUS		9	0.09%	238,126.63 AUD	0.10%	9	238,126.63 AUD	-	- AUD
MAHINDRA		2	0.02%	9,814.78 AUD	0.00%	2	9,814.78 AUD	-	- AUD
MASERATI		17	0.17%	1,564,013.10 AUD	0.67%	15	1,447,438.02 AUD	2	116,575.08 AUD
MAZDA		417	4.24%	7,428,109.36 AUD	3.18%	269	5,252,881.17 AUD	148	2,175,228.19 AUD
MERCEDES-BENZ		236	2.40%	7,814,271.72 AUD	3.34%	194	6,676,391.97 AUD	42	1,137,879.75 AUD
MG		171	1.74%	2,072,996.68 AUD	0.89%	66	735,433.02 AUD	105	1,337,563.66 AUD
MINI		10	0.10%	217,508.13 AUD	0.09%	8	156,638.37 AUD	2	60,869.76 AUD
MITSUBISHI		633	6.44%	10,353,087.52 AUD	4.43%	353	5,794,902.14 AUD	280	4,558,185.38 AUD
NISSAN		287	2.92%	5,551,510.15 AUD	2.37%	196	4,052,494.38 AUD	91	1,499,015.77 AUD
OPEL		1	0.01%	7,161.83 AUD	0.00%	-	- AUD	1	7,161.83 AUD
PEUGEOT		55	0.56%	1,072,525.49 AUD	0.46%	44	799,986.64 AUD	11	272,538.85 AUD
RAM		1	0.01%	75,583.51 AUD	0.03%	1	75,583.51 AUD	-	- AUD
RENAULT		120	1.22%	2,417,074.91 AUD	1.03%	108	2,194,956.80 AUD	12	222,118.11 AUD
ROLLS-ROYCE		1	0.01%	92,877.50 AUD	0.04%	1	92,877.50 AUD	-	- AUD
SSANGYONG		24	0.24%	477,261.28 AUD	0.20%	17	305,547.13 AUD	7	171,714.15 AUD
SUBARU		290	2.95%	4,994,026.60 AUD	2.14%	156	2,779,344.28 AUD	134	2,214,682.32 AUD
SUZUKI		106	1.08%	1,143,773.05 AUD	0.49%	32	339,749.39 AUD	74	804,023.66 AUD
TESLA		14	0.14%	585,755.97 AUD	0.25%	14	585,755.97 AUD	-	- AUD
TOYOTA		531	5.40%	11,187,617.24 AUD	4.78%	396	8,675,377.07 AUD	135	2,512,240.17 AUD
VOLVO		141	1.43%	4,850,602.02 AUD	2.07%	97	3,533,823.42 AUD	44	1,316,778.60 AUD
Other Vehicles	SubTotal	6,231	63.36%	140,306,540.51 AUD	59.99%	4,142	102,732,850.00 AUD	2,089	37,573,690.51 AUD
Total		9,835	100.00%	233,867,152.85 AUD	100.00%	6,254	168,295,452.35 AUD	3,581	65,571,700.50 AUD

Pool Data VII

Distribution by Vehicle Brand and Models

Total Portfolio						Balloon				Vehicle Status			
Make	Model	Number of Contracts	Percentage of Contracts	Outstanding Discounted Receivables Balance	Percentage of Balance	Balloon		No Balloon		New		Used	
						Number of Contracts	Outstanding Discounted Receivables Balance	Number of Contracts	Outstanding Discounted Receivables Balance	Number of Contracts	Outstanding Discounted Receivables Balance	Number of Contracts	Outstanding Discounted Receivables Balance
Other Vehicles													
ABARTH		12	0.12%	217,686.08 AUD	0.09%	7	148,727.11 AUD	5	68,958.97 AUD	7	148,727.11 AUD	5	68,958.97 AUD
ALFA ROMEO		26	0.26%	746,704.59 AUD	0.32%	16	581,149.46 AUD	10	165,555.13 AUD	20	608,637.38 AUD	6	138,067.21 AUD
ASTON MARTIN		6	0.06%	770,152.72 AUD	0.33%	5	748,395.24 AUD	1	21,757.48 AUD	2	412,734.59 AUD	4	357,418.13 AUD
BMW		102	1.04%	3,575,710.57 AUD	1.53%	52	2,543,078.84 AUD	50	1,032,631.73 AUD	48	2,221,726.49 AUD	54	1,353,984.08 AUD
CHEVROLET		20	0.20%	1,086,666.40 AUD	0.46%	12	752,471.04 AUD	8	334,195.36 AUD	19	1,037,709.61 AUD	1	48,956.79 AUD
CHRYSLER		5	0.05%	99,842.52 AUD	0.04%	1	46,536.27 AUD	4	53,306.25 AUD	2	71,322.90 AUD	3	28,519.62 AUD
CITROEN		2	0.02%	24,399.46 AUD	0.01%	-	- AUD	2	24,399.46 AUD	1	13,648.54 AUD	1	10,750.92 AUD
DODGE		2	0.02%	6,595.27 AUD	0.00%	-	- AUD	2	6,595.27 AUD	-	- AUD	2	6,595.27 AUD
FERRARI		-	0.00%	- AUD	0.00%	-	- AUD	-	- AUD	-	- AUD	-	- AUD
FIAT		11	0.11%	136,187.59 AUD	0.06%	3	59,793.64 AUD	8	76,393.95 AUD	7	101,688.24 AUD	4	34,499.35 AUD
FORD		690	7.02%	16,933,748.62 AUD	7.24%	197	6,812,926.80 AUD	493	10,120,821.82 AUD	472	12,987,644.36 AUD	218	3,946,104.26 AUD
GENESIS		3	0.03%	157,170.59 AUD	0.07%	2	122,531.95 AUD	1	34,638.64 AUD	3	157,170.59 AUD	-	- AUD
GM		1	0.01%	56,600.19 AUD	0.02%	1	56,600.19 AUD	-	- AUD	1	56,600.19 AUD	-	- AUD
GREAT WALL		10	0.10%	72,261.39 AUD	0.03%	-	- AUD	10	72,261.39 AUD	9	65,485.82 AUD	1	6,775.57 AUD
GWM		46	0.47%	899,167.68 AUD	0.38%	8	189,792.06 AUD	38	699,375.62 AUD	46	899,167.68 AUD	-	- AUD
HAVAL		49	0.50%	765,244.10 AUD	0.33%	3	75,903.66 AUD	46	689,340.44 AUD	49	765,244.10 AUD	-	- AUD
HINO		1	0.01%	34,637.50 AUD	0.01%	1	34,637.50 AUD	-	- AUD	1	34,637.50 AUD	-	- AUD
HOLDEN		210	2.14%	2,900,654.34 AUD	1.24%	15	344,182.16 AUD	195	2,556,472.18 AUD	52	789,114.45 AUD	158	2,111,539.89 AUD
HONDA		183	1.86%	2,685,284.57 AUD	1.15%	30	725,315.15 AUD	153	1,959,969.42 AUD	135	2,187,454.70 AUD	48	497,829.87 AUD
HYUNDAI		501	5.09%	7,573,593.51 AUD	3.24%	77	1,852,668.76 AUD	424	5,720,924.75 AUD	354	6,032,202.39 AUD	147	1,541,391.12 AUD
INFINITI		1	0.01%	12,602.47 AUD	0.01%	-	- AUD	1	12,602.47 AUD	-	- AUD	1	12,602.47 AUD
ISUZU		219	2.23%	5,102,686.36 AUD	2.18%	48	1,441,710.62 AUD	171	3,660,975.74 AUD	181	4,504,274.72 AUD	38	598,411.64 AUD
JAGUAR		62	0.63%	2,441,986.08 AUD	1.04%	37	1,860,643.82 AUD	25	581,342.26 AUD	44	1,954,612.49 AUD	18	487,373.59 AUD
JEEP		96	0.98%	2,347,989.18 AUD	1.00%	24	996,707.84 AUD	72	1,351,281.34 AUD	53	1,609,860.06 AUD	43	738,129.12 AUD
KIA		282	2.87%	4,578,958.63 AUD	1.96%	52	1,468,584.26 AUD	230	3,110,374.37 AUD	219	3,877,732.50 AUD	63	701,226.13 AUD
LAND ROVER		435	4.42%	21,785,960.44 AUD	9.32%	255	16,487,004.82 AUD	180	5,298,955.62 AUD	327	18,164,554.57 AUD	108	3,621,405.87 AUD
LDV		190	1.93%	3,150,352.19 AUD	1.35%	40	893,256.31 AUD	150	2,257,095.88 AUD	185	3,093,712.99 AUD	5	56,639.20 AUD
LEXUS		9	0.09%	238,126.63 AUD	0.10%	6	192,218.40 AUD	3	45,908.23 AUD	5	147,882.25 AUD	4	90,244.38 AUD
MAHINDRA		2	0.02%	9,814.78 AUD	0.00%	-	- AUD	2	9,814.78 AUD	2	9,814.78 AUD	-	- AUD
MASERATI		17	0.17%	1,564,013.10 AUD	0.67%	13	1,382,690.03 AUD	4	181,323.07 AUD	14	1,359,585.02 AUD	3	204,428.08 AUD
MAZDA		417	4.24%	7,428,109.36 AUD	3.18%	100	2,885,704.93 AUD	317	4,542,404.43 AUD	305	6,189,448.68 AUD	112	1,238,660.68 AUD
MERCEDES-BENZ		236	2.40%	7,814,271.72 AUD	3.34%	91	4,435,882.03 AUD	145	3,378,389.69 AUD	116	5,057,267.22 AUD	120	2,757,004.50 AUD
MG		171	1.74%	2,072,996.68 AUD	0.89%	12	245,102.18 AUD	159	1,827,894.50 AUD	165	2,011,216.59 AUD	6	61,780.09 AUD
MINI		10	0.10%	217,508.13 AUD	0.09%	5	153,711.63 AUD	5	63,796.50 AUD	4	136,235.77 AUD	6	81,272.36 AUD
MITSUBISHI		633	6.44%	10,353,087.52 AUD	4.43%	87	2,273,872.44 AUD	546	8,079,215.08 AUD	466	8,293,223.95 AUD	167	2,059,863.57 AUD
NISSAN		287	2.92%	5,551,510.15 AUD	2.37%	53	1,594,843.09 AUD	234	3,956,667.06 AUD	170	4,053,616.17 AUD	117	1,497,893.98 AUD
OPEL		1	0.01%	7,161.83 AUD	0.00%	-	- AUD	1	7,161.83 AUD	-	- AUD	1	7,161.83 AUD
PEUGEOT		55	0.56%	1,072,525.49 AUD	0.46%	18	509,596.16 AUD	37	562,929.33 AUD	52	1,040,624.70 AUD	3	31,900.79 AUD
RAM		1	0.01%	75,583.51 AUD	0.03%	1	75,583.51 AUD	-	- AUD	-	- AUD	1	75,583.51 AUD
RENAULT		120	1.22%	2,417,074.91 AUD	1.03%	41	1,112,882.53 AUD	79	1,304,192.38 AUD	102	2,167,958.02 AUD	18	249,116.89 AUD
ROLLS-ROYCE		1	0.01%	92,877.50 AUD	0.04%	-	- AUD	1	92,877.50 AUD	-	- AUD	1	92,877.50 AUD
SSANGYONG		24	0.24%	477,261.28 AUD	0.20%	5	135,415.55 AUD	19	341,845.73 AUD	23	447,417.20 AUD	1	29,844.08 AUD
SUBARU		290	2.95%	4,994,026.60 AUD	2.14%	64	1,653,375.04 AUD	226	3,340,651.56 AUD	217	4,157,133.29 AUD	73	836,893.31 AUD
SUZUKI		106	1.08%	1,143,773.05 AUD	0.49%	5	80,359.67 AUD	101	1,063,413.38 AUD	83	983,572.55 AUD	23	160,200.50 AUD
TESLA		14	0.14%	585,755.97 AUD	0.25%	9	424,453.10 AUD	5	161,302.87 AUD	14	585,755.97 AUD	-	- AUD
TOYOTA		531	5.40%	11,187,617.24 AUD	4.78%	98	3,726,872.88 AUD	433	7,460,744.36 AUD	181	4,669,346.53 AUD	350	6,518,270.71 AUD
VOLVO		141	1.43%	4,850,602.02 AUD	2.07%	80	3,489,629.55 AUD	61	1,360,972.47 AUD	121	4,336,173.28 AUD	20	514,428.74 AUD
Other Vehicles	SubTotal	6,231	63.36%	140,306,540.51 AUD	59.99%	1,574	62,614,810.22 AUD	4,657	77,691,730.29 AUD	4,277	107,431,935.94 AUD	1,954	32,874,604.57 AUD
Total		9,835	100.00%	233,867,152.85 AUD	100.00%	2,879	119,232,554.76 AUD	6,956	114,634,598.09 AUD	7,214	188,572,634.80 AUD	2,621	45,294,518.05 AUD

Pool Data VIII

Region

Region	Total Portfolio				Product Type			
	Number of Contracts	Percentage of Contracts	Outstanding Discounted Receivables Balance	Percentage of Balance	Chattel Mortgage		Consumer Loan	
					Number of Contracts	Outstanding Discounted Receivables Balance	Number of Contracts	Outstanding Discounted Receivables Balance
Australian Capital Territory	276	2.81%	5,962,728.55 AUD	2.55%	108	3,174,658.27 AUD	168	2,788,070.28 AUD
New South Wales	3,518	35.77%	87,717,177.82 AUD	37.51%	2,336	65,756,352.44 AUD	1,182	21,960,825.38 AUD
Northern Territory	85	0.86%	1,283,694.83 AUD	0.55%	32	516,782.92 AUD	53	766,911.91 AUD
Queensland	2,091	21.26%	48,239,661.08 AUD	20.63%	1,433	35,927,756.23 AUD	658	12,311,904.85 AUD
South Australia	425	4.32%	11,131,362.38 AUD	4.76%	289	8,375,569.34 AUD	136	2,755,793.04 AUD
Tasmania	345	3.51%	6,255,838.10 AUD	2.67%	149	3,229,653.21 AUD	196	3,026,184.89 AUD
Victoria	1,956	19.89%	49,674,732.87 AUD	21.24%	1,232	36,035,175.54 AUD	724	13,639,557.33 AUD
Western Australia	1,139	11.58%	23,601,957.22 AUD	10.09%	675	15,279,504.40 AUD	464	8,322,452.82 AUD
Total	9,835	100.00%	233,867,152.85 AUD	100.00%	6,254	168,295,452.35 AUD	3,581	65,571,700.50 AUD

Pool Data VIII

Region

Region	Total Portfolio				Balloon				Vehicle Status			
	Number of Contracts	Percentage of Contracts	Outstanding Discounted Receivables Balance	Percentage of Balance	Balloon		No Balloon		New		Used	
					Number of Contracts	Outstanding Discounted Receivables Balance	Number of Contracts	Outstanding Discounted Receivables Balance	Number of Contracts	Outstanding Discounted Receivables Balance	Number of Contracts	Outstanding Discounted Receivables Balance
Australian Capital Territory	276	2.81%	5,962,728.55 AUD	2.55%	55	2,446,277.82 AUD	221	3,516,450.73 AUD	180	4,550,981.80 AUD	96	1,411,746.75 AUD
New South Wales	3,518	35.77%	87,717,177.82 AUD	37.51%	1,090	47,190,093.67 AUD	2,428	40,527,084.15 AUD	2,675	72,280,981.98 AUD	843	15,436,195.84 AUD
Northern Territory	85	0.86%	1,283,694.83 AUD	0.55%	3	87,947.89 AUD	82	1,195,746.94 AUD	69	1,070,598.00 AUD	16	213,096.83 AUD
Queensland	2,091	21.26%	48,239,661.08 AUD	20.63%	627	24,224,511.96 AUD	1,464	24,015,149.12 AUD	1,654	41,129,632.78 AUD	437	7,110,028.30 AUD
South Australia	425	4.32%	11,131,362.38 AUD	4.76%	156	6,746,986.36 AUD	269	4,384,376.02 AUD	322	9,441,117.43 AUD	103	1,690,244.95 AUD
Tasmania	345	3.51%	6,255,838.10 AUD	2.67%	61	1,905,811.99 AUD	284	4,350,026.11 AUD	187	3,730,613.68 AUD	158	2,525,224.42 AUD
Victoria	1,956	19.89%	49,674,732.87 AUD	21.24%	720	29,420,256.53 AUD	1,236	20,254,476.34 AUD	1,530	41,941,459.69 AUD	426	7,733,273.18 AUD
Western Australia	1,139	11.58%	23,601,957.22 AUD	10.09%	167	7,210,668.54 AUD	972	16,391,288.68 AUD	597	14,427,249.44 AUD	542	9,174,707.78 AUD
Total	9,835	100.00%	233,867,152.85 AUD	100.00%	2,879	119,232,554.76 AUD	6,956	114,634,598.09 AUD	7,214	188,572,634.80 AUD	2,621	45,294,518.05 AUD

Pool Data IX

Current COVID-19 Extensions

Total Portfolio					Product Type			
Current COVID-19 Extensions	Number of Contracts	Percentage of Contracts	Outstanding Discounted Receivables Balance	Percentage of Balance	Chattel Mortgage		Consumer Loan	
					Number of Contracts	Outstanding Discounted Receivables Balance	Number of Contracts	Outstanding Discounted Receivables Balance
Current COVID-19 Extension	17	0.17%	538,264.97 AUD	0.23%	15	484,244.56 AUD	2	54,020.41 AUD
No Current Extension	9,818	99.83%	233,328,887.88 AUD	99.77%	6,239	167,811,207.79 AUD	3,579	65,517,680.09 AUD
Total	9,835	100.00%	233,867,152.85 AUD	100.00%	6,254	168,295,452.35 AUD	3,581	65,571,700.50 AUD

* Representing contracts which are currently in a COVID-19 extension as at the Reporting Date

Pool Data IX

Current COVID-19 Extensions

Total Portfolio					Balloon				Vehicle Status			
Current COVID-19 Extensions	Number of Contracts	Percentage of Contracts	Outstanding Discounted Receivables Balance	Percentage of Balance	Balloon		No Balloon		New		Used	
					Number of Contracts	Outstanding Discounted Receivables Balance	Number of Contracts	Outstanding Discounted Receivables Balance	Number of Contracts	Outstanding Discounted Receivables Balance	Number of Contracts	Outstanding Discounted Receivables Balance
Current COVID-19 Extension	17	0.17%	538,264.97 AUD	0.23%	4	148,047.73 AUD	13	390,217.24 AUD	10	351,439.40 AUD	7	186,825.57 AUD
No Current Extension	9,818	99.83%	233,328,887.88 AUD	99.77%	2,875	119,084,507.03 AUD	6,943	114,244,380.85 AUD	7,204	188,221,195.40 AUD	2,614	45,107,692.48 AUD
Total	9,835	100.00%	233,867,152.85 AUD	100.00%	2,879	119,232,554.76 AUD	6,956	114,634,598.09 AUD	7,214	188,572,634.80 AUD	2,621	45,294,518.05 AUD

* Representing contracts which are currently in a COVID-19 extension as at the Reporting Date

Individual Hardship Extensions*

Individual Extensions Approved For After Poolcut*	Number of Contracts	Percentage of Contracts	Outstanding Discounted Receivables Balance	Percentage of Balance
None	9,695	98.58%	229,893,260.51 AUD	98.30%
1	111	1.13%	3,024,804.95 AUD	1.29%
2	22	0.22%	741,885.05 AUD	0.32%
3	6	0.06%	164,135.37 AUD	0.07%
4	1	0.01%	43,066.97 AUD	0.02%
5	-	0.00%	0.00 AUD	0.00%
Total	9,835	100.00%	233,867,152.85 AUD	100.00%

*Individual Hardship Extensions Approved For After Poolcut For Contracts Active At End of Reporting Period

Engine Type

Engine Type	Total Portfolio				Product Type			
	Number of Contracts	Percentage of Contracts	Outstanding Discounted Receivables Balance	Percentage of Balance	Chattel Mortgage		Consumer Loan	
					Number of Contracts	Outstanding Discounted Receivables Balance	Number of Contracts	Outstanding Discounted Receivables Balance
EA 189 (Unfixed)	1	0.01%	9,067.97 AUD	0.00%	1	9,067.97 AUD	-	- AUD
Other	9,834	99.99%	233,858,084.88 AUD	100.00%	6,253	168,286,384.38 AUD	3,581	65,571,700.50 AUD
Total	9,835	100.00%	233,867,152.85 AUD	100.00%	6,254	168,295,452.35 AUD	3,581	65,571,700.50 AUD

Engine Type

Engine Type	Total Portfolio				Balloon				Vehicle Status			
	Number of Contracts	Percentage of Contracts	Outstanding Discounted Receivables Balance	Percentage of Balance	Balloon		No Balloon		New		Used	
					Number of Contracts	Outstanding Discounted Receivables Balance	Number of Contracts	Outstanding Discounted Receivables Balance	Number of Contracts	Outstanding Discounted Receivables Balance	Number of Contracts	Outstanding Discounted Receivables Balance
EA 189 (Unfixed)	1	0.01%	9,067.97 AUD	0.00%	-	- AUD	1	9,067.97 AUD	-	- AUD	1	9,067.97 AUD
Other	9,834	99.99%	233,858,084.88 AUD	100.00%	2,879	119,232,554.76 AUD	6,955	114,625,530.12 AUD	7,214	188,572,634.80 AUD	2,620	45,285,450.08 AUD
Total	9,835	100.00%	233,867,152.85 AUD	100.00%	2,879	119,232,554.76 AUD	6,956	114,634,598.09 AUD	7,214	188,572,634.80 AUD	2,621	45,294,518.05 AUD

Contract Level Data Net Salvage Recoveries By Contract By Month

No.	Month / Year of Origination	Month / Year of Net Salvage	Outstanding Discounted Receivables Balance at Poolcut	ABS Gross Salvage Loss	ABS Net Salvage Loss	ABS Recoveries After Net Salvage	ABS Net Salvage Loss After Recoveries	Loss Percentage on Poolcut Balance	Geographical Location of Borrower	Vehicle Type (New/Used)	Vehicle Manufacturer	Product Type
1	02/2021	07/2022	69,286.66 AUD	68,260.06 AUD	23,440.30 AUD	- AUD	23,440.30 AUD	33.83%	Queensland	New	HYUNDAI	Chattel Mortgage
2	04/2017	08/2022	4,908.02 AUD	1,802.96 AUD	1,802.96 AUD	2,382.04 AUD	(579.08) AUD	-11.80%	Western Australia	Used	TOYOTA	Consumer Loan
3	09/2020	08/2022	22,898.44 AUD	24,043.02 AUD	23,946.41 AUD	24,792.94 AUD	(846.53) AUD	-3.70%	New South Wales	New	HYUNDAI	Chattel Mortgage
4	11/2020	08/2022	85,150.75 AUD	89,297.47 AUD	26,227.05 AUD	3,403.41 AUD	22,823.64 AUD	26.89%	New South Wales	Used	AUDI	Consumer Loan
5	03/2021	08/2022	29,185.09 AUD	28,877.00 AUD	5,729.99 AUD	- AUD	5,729.99 AUD	19.63%	Queensland	Used	AUDI	Chattel Mortgage
6	08/2021	09/2022	58,243.78 AUD	60,601.34 AUD	60,349.38 AUD	58,209.38 AUD	2,140.01 AUD	3.67%	New South Wales	New	VOLVO	Consumer Loan
7	05/2017	10/2022	10,198.36 AUD	5,937.71 AUD	5,937.71 AUD	1,300.00 AUD	4,637.71 AUD	45.48%	Western Australia	New	VOLKSWAGEN	Consumer Loan
8	04/2021	11/2022	112,349.37 AUD	113,836.61 AUD	113,836.61 AUD	- AUD	113,836.61 AUD	101.32%	New South Wales	Used	MERCEDES-BENZ	Chattel Mortgage
9	06/2021	11/2022	42,591.10 AUD	36,679.72 AUD	30,861.92 AUD	5,000.00 AUD	25,861.92 AUD	60.72%	Victoria	Used	FORD	Chattel Mortgage
10	02/2020	12/2022	6,960.28 AUD	6,286.99 AUD	364.85 AUD	(135.89) AUD	500.74 AUD	7.19%	Queensland	Used	NISSAN	Chattel Mortgage
11	08/2021	12/2022	68,340.09 AUD	61,509.66 AUD	25,863.78 AUD	- AUD	25,863.78 AUD	37.85%	Victoria	New	FIAT	Chattel Mortgage
12	06/2021	01/2023	137,878.86 AUD	126,630.77 AUD	16,307.35 AUD	8,000.00 AUD	8,307.35 AUD	6.03%	Western Australia	New	BMW	Chattel Mortgage
13	07/2021	01/2023	21,033.51 AUD	17,507.31 AUD	5,149.55 AUD	- AUD	5,149.55 AUD	43.50%	Western Australia	Used	NISSAN	Chattel Mortgage
14	07/2020	02/2023	34,078.73 AUD	31,217.40 AUD	31,217.40 AUD	(630.38) AUD	31,847.78 AUD	93.45%	Western Australia	Used	LAND ROVER	Chattel Mortgage
15	04/2021	02/2023	134,870.02 AUD	127,011.64 AUD	30,825.00 AUD	- AUD	30,825.00 AUD	22.86%	New South Wales	New	LAND ROVER	Chattel Mortgage
16	06/2021	02/2023	21,670.84 AUD	17,957.85 AUD	6,220.30 AUD	(450.03) AUD	6,670.33 AUD	30.78%	Western Australia	Used	NISSAN	Chattel Mortgage
17	11/2017	03/2023	59,857.70 AUD	47,352.50 AUD	47,352.50 AUD	43,535.00 AUD	3,817.50 AUD	6.38%	New South Wales	Used	MASERATI	Chattel Mortgage
18	04/2020	04/2023	34,408.76 AUD	36,349.31 AUD	36,218.47 AUD	35,130.08 AUD	1,088.39 AUD	3.16%	New South Wales	Used	FORD	Chattel Mortgage
19	10/2020	04/2023	34,889.55 AUD	34,632.58 AUD	34,501.40 AUD	(1,506.75) AUD	36,008.15 AUD	103.21%	Victoria	Used	TOYOTA	Chattel Mortgage
20	04/2021	04/2023	20,917.22 AUD	18,794.44 AUD	3,489.95 AUD	- AUD	3,489.95 AUD	16.68%	Western Australia	Used	HYUNDAI	Chattel Mortgage
21	04/2021	04/2023	56,000.23 AUD	50,928.95 AUD	10,215.56 AUD	- AUD	10,215.56 AUD	18.24%	Queensland	New	HYUNDAI	Chattel Mortgage
22	06/2021	04/2023	63,143.63 AUD	51,309.14 AUD	11,590.66 AUD	- AUD	11,590.66 AUD	18.36%	Queensland	New	VOLKSWAGEN	Chattel Mortgage
23	06/2021	04/2023	33,941.35 AUD	29,675.05 AUD	11,530.95 AUD	- AUD	11,530.95 AUD	33.97%	Queensland	New	LDV	Chattel Mortgage
24	06/2021	04/2023	42,351.38 AUD	35,639.27 AUD	12,219.31 AUD	- AUD	12,219.31 AUD	28.85%	New South Wales	Used	LAND ROVER	Chattel Mortgage
25	08/2021	04/2023	35,197.90 AUD	34,507.33 AUD	33,592.55 AUD	10,237.37 AUD	23,355.18 AUD	66.35%	Victoria	Used	SUBARU	Chattel Mortgage
26	11/2021	05/2023	19,855.82 AUD	642.26 AUD	642.26 AUD	677.26 AUD	(36.00) AUD	-0.18%	Victoria	New	HOLDEN	Chattel Mortgage
27	12/2017	05/2023	9,408.39 AUD	1,716.06 AUD	1,216.06 AUD	1,592.55 AUD	(374.49) AUD	-3.98%	New South Wales	New	SUBARU	Consumer Loan
28	04/2021	05/2023	192,785.53 AUD	119,022.20 AUD	20,425.55 AUD	- AUD	20,425.55 AUD	11.58%	Queensland	New	LAND ROVER	Chattel Mortgage
29	04/2021	05/2023	11,040.86 AUD	8,366.08 AUD	3,240.63 AUD	(35.00) AUD	3,275.63 AUD	29.67%	New South Wales	Used	FORD	Chattel Mortgage
30	08/2021	05/2023	34,554.47 AUD	31,687.17 AUD	10,165.17 AUD	- AUD	10,165.17 AUD	29.42%	Queensland	New	TOYOTA	Chattel Mortgage
31	08/2021	05/2023	159,445.98 AUD	143,686.80 AUD	143,686.80 AUD	139,272.72 AUD	4,414.08 AUD	2.77%	Queensland	Used	LAMBORGHINI	Chattel Mortgage
32	12/2017	06/2023	12,248.43 AUD	907.44 AUD	907.44 AUD	1,093.81 AUD	(186.37) AUD	-1.52%	New South Wales	Used	NISSAN	Consumer Loan
33	04/2020	06/2023	48,890.19 AUD	44,991.21 AUD	11,439.01 AUD	- AUD	11,439.01 AUD	23.40%	New South Wales	New	AUDI	Chattel Mortgage
34	07/2020	06/2023	147,698.03 AUD	134,108.56 AUD	134,108.56 AUD	- AUD	134,108.56 AUD	90.80%	Queensland	New	LAND ROVER	Chattel Mortgage
35	05/2021	06/2023	59,548.77 AUD	55,108.73 AUD	55,108.73 AUD	950.00 AUD	54,158.73 AUD	90.95%	New South Wales	Used	MERCEDES-BENZ	Chattel Mortgage
36	08/2021	06/2023	36,259.44 AUD	31,326.62 AUD	31,326.62 AUD	- AUD	31,326.62 AUD	86.40%	Victoria	New	LDV	Chattel Mortgage
37	12/2016	07/2023	17,330.41 AUD	8,000.44 AUD	8,000.44 AUD	4,609.78 AUD	3,390.66 AUD	19.56%	Australian Capital Territory	New	HYUNDAI	Consumer Loan
38	01/2020	07/2023	22,880.78 AUD	19,563.72 AUD	19,563.72 AUD	- AUD	19,563.72 AUD	85.50%	South Australia	Used	VOLKSWAGEN	Chattel Mortgage
39	08/2020	07/2023	166,961.45 AUD	171,370.95 AUD	171,370.95 AUD	(2,142.25) AUD	173,513.20 AUD	103.92%	Victoria	New	MASERATI	Chattel Mortgage
40	08/2020	07/2023	47,069.88 AUD	31,692.48 AUD	19,881.05 AUD	- AUD	19,881.05 AUD	42.24%	Tasmania	Used	VOLKSWAGEN	Chattel Mortgage
41	12/2020	07/2023	47,370.40 AUD	38,620.03 AUD	12,692.63 AUD	25.00 AUD	12,667.63 AUD	26.74%	Victoria	Used	FORD	Consumer Loan
42	04/2021	07/2023	48,298.51 AUD	32,546.11 AUD	32,546.11 AUD	(1,291.50) AUD	33,837.61 AUD	70.06%	Victoria	New	VOLKSWAGEN	Chattel Mortgage
43	05/2021	07/2023	38,024.39 AUD	32,550.77 AUD	32,550.77 AUD	768.75 AUD	31,782.02 AUD	83.58%	Victoria	New	LDV	Chattel Mortgage
44	06/2021	07/2023	45,449.19 AUD	36,413.10 AUD	36,413.10 AUD	(891.28) AUD	37,304.38 AUD	82.08%	South Australia	Used	AUDI	Consumer Loan
45	06/2020	09/2023	13,851.23 AUD	9,151.69 AUD	9,151.69 AUD	8,928.37 AUD	223.32 AUD	1.61%	New South Wales	Used	TOYOTA	Chattel Mortgage
46	07/2020	09/2023	25,345.08 AUD	18,861.59 AUD	18,861.59 AUD	- AUD	18,861.59 AUD	74.42%	Western Australia	New	NISSAN	Chattel Mortgage
47	07/2021	09/2023	21,534.44 AUD	3,617.68 AUD	3,617.68 AUD	4,323.93 AUD	(706.25) AUD	-3.23%	Tasmania	Used	MERCEDES-BENZ	Chattel Mortgage
48	01/2021	10/2023	42,125.67 AUD	32,763.57 AUD	32,763.57 AUD	- AUD	32,763.57 AUD	77.78%	Victoria	New	NISSAN	Consumer Loan
49	07/2021	10/2023	65,350.21 AUD	59,488.11 AUD	59,488.11 AUD	(379.25) AUD	59,867.36 AUD	91.61%	Victoria	New	JEEP	Chattel Mortgage
50	07/2021	10/2023	49,864.50 AUD	40,545.58 AUD	40,545.58 AUD	- AUD	40,545.58 AUD	81.64%	Western Australia	Used	MERCEDES-BENZ	Chattel Mortgage
51	11/2017	11/2023	7,247.02 AUD	3,937.01 AUD	3,937.01 AUD	- AUD	3,937.01 AUD	54.33%	New South Wales	Used	CITROEN	Chattel Mortgage
52	04/2019	11/2023	67,494.24 AUD	57,815.27 AUD	57,815.27 AUD	- AUD	57,815.27 AUD	85.66%	New South Wales	New	JAGUAR	Chattel Mortgage
53	03/2021	11/2023	81,405.56 AUD	70,104.49 AUD	19,990.61 AUD	- AUD	19,990.61 AUD	24.56%	Queensland	New	LAND ROVER	Consumer Loan
54	06/2021	11/2023	39,854.92 AUD	32,740.68 AUD	12,247.68 AUD	40.06 AUD	12,287.74 AUD	30.63%	Queensland	New	KIA	Chattel Mortgage
55	09/2020	12/2023	6,548.23 AUD	1,206.50 AUD	1,206.50 AUD	- AUD	1,206.50 AUD	18.42%	Victoria	Used	SUBARU	Chattel Mortgage
56	01/2021	12/2023	43,828.36 AUD	42,643.31 AUD	42,643.31 AUD	- AUD	42,643.31 AUD	97.30%	Queensland	New	NISSAN	Chattel Mortgage
57	06/2021	12/2023	28,058.74 AUD	19,267.65 AUD	19,267.65 AUD	- AUD	19,267.65 AUD	68.67%	New South Wales	New	LDV	Chattel Mortgage
58	07/2021	12/2023	75,988.06 AUD	65,832.49 AUD	65,832.49 AUD	- AUD	65,832.49 AUD	86.64%	New South Wales	New	MERCEDES-BENZ	Chattel Mortgage
Total		58	2,914,068.80 AUD	2,558,137.43 AUD	1,745,447.26 AUD	346,810.12 AUD	1,398,637.14 AUD					

Contract Level Data **Net Salvage Recoveries By Contract By Month**

No.	Month / Year of Origination	Month / Year of Net Salvage	Nov-21	Dec-21	Jan-22	Feb-22	Mar-22	Apr-22	May-22	Jun-22	Jul-22	Aug-22	Sep-22	Oct-22
1	02/2021	07/2022	- AUD	- AUD	- AUD	- AUD	- AUD	- AUD	- AUD	- AUD	- AUD	- AUD	- AUD	- AUD
2	04/2017	08/2022	- AUD	- AUD	- AUD	- AUD	- AUD	- AUD	- AUD	- AUD	- AUD	- AUD	- AUD	- AUD
3	09/2020	08/2022	- AUD	- AUD	- AUD	- AUD	- AUD	- AUD	- AUD	- AUD	- AUD	- AUD	(871.25) AUD	21,718.38 AUD
4	11/2020	08/2022	- AUD	- AUD	- AUD	- AUD	- AUD	- AUD	- AUD	- AUD	- AUD	- AUD	- AUD	- AUD
5	03/2021	08/2022	- AUD	- AUD	- AUD	- AUD	- AUD	- AUD	- AUD	- AUD	- AUD	- AUD	- AUD	- AUD
6	08/2021	09/2022	- AUD	- AUD	- AUD	- AUD	- AUD	- AUD	- AUD	- AUD	- AUD	- AUD	- AUD	(656.00) AUD
7	05/2017	10/2022	- AUD	- AUD	- AUD	- AUD	- AUD	- AUD	- AUD	- AUD	- AUD	- AUD	- AUD	- AUD
8	04/2021	11/2022	- AUD	- AUD	- AUD	- AUD	- AUD	- AUD	- AUD	- AUD	- AUD	- AUD	- AUD	- AUD
9	06/2021	11/2022	- AUD	- AUD	- AUD	- AUD	- AUD	- AUD	- AUD	- AUD	- AUD	- AUD	- AUD	- AUD
10	02/2020	12/2022	- AUD	- AUD	- AUD	- AUD	- AUD	- AUD	- AUD	- AUD	- AUD	- AUD	- AUD	- AUD
11	08/2021	12/2022	- AUD	- AUD	- AUD	- AUD	- AUD	- AUD	- AUD	- AUD	- AUD	- AUD	- AUD	- AUD
12	06/2021	01/2023	- AUD	- AUD	- AUD	- AUD	- AUD	- AUD	- AUD	- AUD	- AUD	- AUD	- AUD	- AUD
13	07/2021	01/2023	- AUD	- AUD	- AUD	- AUD	- AUD	- AUD	- AUD	- AUD	- AUD	- AUD	- AUD	- AUD
14	07/2020	02/2023	- AUD	- AUD	- AUD	- AUD	- AUD	- AUD	- AUD	- AUD	- AUD	- AUD	- AUD	- AUD
15	04/2021	02/2023	- AUD	- AUD	- AUD	- AUD	- AUD	- AUD	- AUD	- AUD	- AUD	- AUD	- AUD	- AUD
16	06/2021	02/2023	- AUD	- AUD	- AUD	- AUD	- AUD	- AUD	- AUD	- AUD	- AUD	- AUD	- AUD	- AUD
17	11/2017	03/2023	- AUD	- AUD	- AUD	- AUD	- AUD	- AUD	- AUD	- AUD	- AUD	- AUD	- AUD	- AUD
18	06/2020	04/2023	- AUD	- AUD	- AUD	- AUD	- AUD	- AUD	- AUD	- AUD	- AUD	- AUD	- AUD	- AUD
19	10/2020	04/2023	- AUD	- AUD	- AUD	- AUD	- AUD	- AUD	- AUD	- AUD	- AUD	- AUD	- AUD	- AUD
20	04/2021	04/2023	- AUD	- AUD	- AUD	- AUD	- AUD	- AUD	- AUD	- AUD	- AUD	- AUD	- AUD	- AUD
21	04/2021	04/2023	- AUD	- AUD	- AUD	- AUD	- AUD	- AUD	- AUD	- AUD	- AUD	- AUD	- AUD	- AUD
22	06/2021	04/2023	- AUD	- AUD	- AUD	- AUD	- AUD	- AUD	- AUD	- AUD	- AUD	- AUD	- AUD	- AUD
23	06/2021	04/2023	- AUD	- AUD	- AUD	- AUD	- AUD	- AUD	- AUD	- AUD	- AUD	- AUD	- AUD	- AUD
24	06/2021	04/2023	- AUD	- AUD	- AUD	- AUD	- AUD	- AUD	- AUD	- AUD	- AUD	- AUD	- AUD	- AUD
25	08/2021	04/2023	- AUD	- AUD	- AUD	- AUD	- AUD	- AUD	- AUD	- AUD	- AUD	- AUD	- AUD	- AUD
26	11/2017	05/2023	- AUD	- AUD	- AUD	- AUD	- AUD	- AUD	- AUD	- AUD	- AUD	- AUD	- AUD	- AUD
27	12/2017	05/2023	- AUD	- AUD	- AUD	- AUD	- AUD	- AUD	- AUD	- AUD	- AUD	- AUD	- AUD	- AUD
28	04/2021	05/2023	- AUD	- AUD	- AUD	- AUD	- AUD	- AUD	- AUD	- AUD	- AUD	- AUD	- AUD	- AUD
29	04/2021	05/2023	- AUD	- AUD	- AUD	- AUD	- AUD	- AUD	- AUD	- AUD	- AUD	- AUD	- AUD	- AUD
30	08/2021	05/2023	- AUD	- AUD	- AUD	- AUD	- AUD	- AUD	- AUD	- AUD	- AUD	- AUD	- AUD	- AUD
31	08/2021	05/2023	- AUD	- AUD	- AUD	- AUD	- AUD	- AUD	- AUD	- AUD	- AUD	- AUD	- AUD	- AUD
32	12/2017	06/2023	- AUD	- AUD	- AUD	- AUD	- AUD	- AUD	- AUD	- AUD	- AUD	- AUD	- AUD	- AUD
33	04/2020	06/2023	- AUD	- AUD	- AUD	- AUD	- AUD	- AUD	- AUD	- AUD	- AUD	- AUD	- AUD	- AUD
34	07/2020	06/2023	- AUD	- AUD	- AUD	- AUD	- AUD	- AUD	- AUD	- AUD	- AUD	- AUD	- AUD	- AUD
35	05/2021	06/2023	- AUD	- AUD	- AUD	- AUD	- AUD	- AUD	- AUD	- AUD	- AUD	- AUD	- AUD	- AUD
36	08/2021	06/2023	- AUD	- AUD	- AUD	- AUD	- AUD	- AUD	- AUD	- AUD	- AUD	- AUD	- AUD	- AUD
37	12/2016	07/2023	- AUD	- AUD	- AUD	- AUD	- AUD	- AUD	- AUD	- AUD	- AUD	- AUD	- AUD	- AUD
38	01/2020	07/2023	- AUD	- AUD	- AUD	- AUD	- AUD	- AUD	- AUD	- AUD	- AUD	- AUD	- AUD	- AUD
39	08/2020	07/2023	- AUD	- AUD	- AUD	- AUD	- AUD	- AUD	- AUD	- AUD	- AUD	- AUD	- AUD	- AUD
40	08/2020	07/2023	- AUD	- AUD	- AUD	- AUD	- AUD	- AUD	- AUD	- AUD	- AUD	- AUD	- AUD	- AUD
41	12/2020	07/2023	- AUD	- AUD	- AUD	- AUD	- AUD	- AUD	- AUD	- AUD	- AUD	- AUD	- AUD	- AUD
42	04/2021	07/2023	- AUD	- AUD	- AUD	- AUD	- AUD	- AUD	- AUD	- AUD	- AUD	- AUD	- AUD	- AUD
43	05/2021	07/2023	- AUD	- AUD	- AUD	- AUD	- AUD	- AUD	- AUD	- AUD	- AUD	- AUD	- AUD	- AUD
44	06/2021	07/2023	- AUD	- AUD	- AUD	- AUD	- AUD	- AUD	- AUD	- AUD	- AUD	- AUD	- AUD	- AUD
45	06/2020	09/2023	- AUD	- AUD	- AUD	- AUD	- AUD	- AUD	- AUD	- AUD	- AUD	- AUD	- AUD	- AUD
46	07/2020	09/2023	- AUD	- AUD	- AUD	- AUD	- AUD	- AUD	- AUD	- AUD	- AUD	- AUD	- AUD	- AUD
47	07/2021	09/2023	- AUD	- AUD	- AUD	- AUD	- AUD	- AUD	- AUD	- AUD	- AUD	- AUD	- AUD	- AUD
48	01/2021	10/2023	- AUD	- AUD	- AUD	- AUD	- AUD	- AUD	- AUD	- AUD	- AUD	- AUD	- AUD	- AUD
49	07/2021	10/2023	- AUD	- AUD	- AUD	- AUD	- AUD	- AUD	- AUD	- AUD	- AUD	- AUD	- AUD	- AUD
50	07/2021	10/2023	- AUD	- AUD	- AUD	- AUD	- AUD	- AUD	- AUD	- AUD	- AUD	- AUD	- AUD	- AUD
51	11/2017	11/2023	- AUD	- AUD	- AUD	- AUD	- AUD	- AUD	- AUD	- AUD	- AUD	- AUD	- AUD	- AUD
52	04/2019	11/2023	- AUD	- AUD	- AUD	- AUD	- AUD	- AUD	- AUD	- AUD	- AUD	- AUD	- AUD	- AUD
53	03/2021	11/2023	- AUD	- AUD	- AUD	- AUD	- AUD	- AUD	- AUD	- AUD	- AUD	- AUD	- AUD	- AUD
54	06/2021	11/2023	- AUD	- AUD	- AUD	- AUD	- AUD	- AUD	- AUD	- AUD	- AUD	- AUD	- AUD	- AUD
55	09/2020	12/2023	- AUD	- AUD	- AUD	- AUD	- AUD	- AUD	- AUD	- AUD	- AUD	- AUD	- AUD	- AUD
56	01/2021	12/2023	- AUD	- AUD	- AUD	- AUD	- AUD	- AUD	- AUD	- AUD	- AUD	- AUD	- AUD	- AUD
57	06/2021	12/2023	- AUD	- AUD	- AUD	- AUD	- AUD	- AUD	- AUD	- AUD	- AUD	- AUD	- AUD	- AUD
58	07/2021	12/2023	- AUD	- AUD	- AUD	- AUD	- AUD	- AUD	- AUD	- AUD	- AUD	- AUD	- AUD	- AUD
Total	53		- AUD	- AUD	- AUD	- AUD	- AUD	- AUD	- AUD	- AUD	- AUD	- AUD	(871.25) AUD	21,062.38 AUD

Contract Level Data **Net Salvage Recoveries By Contract By Month**

No.	Month / Year of Origination	Month / Year of Net Salvage	Nov-22	Dec-22	Jan-23	Feb-23	Mar-23	Apr-23	May-23	Jun-23	Jul-23	Aug-23	Sep-23	Oct-23
1	02/2021	07/2022	- AUD	- AUD	- AUD	- AUD	- AUD	- AUD	- AUD	- AUD	- AUD	- AUD	- AUD	- AUD
2	04/2017	08/2022	100.00 AUD	- AUD	2,282.04 AUD	- AUD	- AUD	- AUD	- AUD	- AUD	- AUD	- AUD	- AUD	- AUD
3	09/2020	08/2022	- AUD	- AUD	3,074.56 AUD	- AUD	- AUD	- AUD	- AUD	- AUD	- AUD	- AUD	- AUD	- AUD
4	11/2020	08/2022	- AUD	- AUD	- AUD	- AUD	- AUD	- AUD	- AUD	- AUD	- AUD	- AUD	- AUD	- AUD
5	03/2021	08/2022	- AUD	- AUD	- AUD	- AUD	- AUD	- AUD	- AUD	- AUD	- AUD	- AUD	- AUD	- AUD
6	08/2021	09/2022	- AUD	- AUD	- AUD	- AUD	- AUD	- AUD	- AUD	36,865.38 AUD	- AUD	- AUD	- AUD	- AUD
7	05/2017	10/2022	- AUD	- AUD	- AUD	- AUD	- AUD	- AUD	(1,296.63) AUD	- AUD	- AUD	- AUD	1,796.63 AUD	400.00 AUD
8	04/2021	11/2022	- AUD	- AUD	- AUD	- AUD	- AUD	- AUD	- AUD	- AUD	- AUD	- AUD	- AUD	- AUD
9	06/2021	11/2022	- AUD	- AUD	- AUD	1,000.00 AUD	1,000.00 AUD	1,000.00 AUD	1,000.00 AUD	1,000.00 AUD	- AUD	- AUD	- AUD	- AUD
10	02/2020	12/2022	- AUD	- AUD	(135.89) AUD	- AUD	- AUD	- AUD	- AUD	- AUD	- AUD	- AUD	- AUD	- AUD
11	08/2021	12/2022	- AUD	- AUD	- AUD	- AUD	- AUD	- AUD	- AUD	- AUD	- AUD	- AUD	- AUD	- AUD
12	06/2021	01/2023	- AUD	- AUD	- AUD	8,000.00 AUD	- AUD	- AUD	- AUD	- AUD	- AUD	- AUD	- AUD	- AUD
13	07/2021	01/2023	- AUD	- AUD	- AUD	- AUD	- AUD	- AUD	- AUD	- AUD	- AUD	- AUD	- AUD	- AUD
14	07/2020	02/2023	- AUD	- AUD	- AUD	- AUD	- AUD	- AUD	- AUD	(630.39) AUD	- AUD	- AUD	- AUD	- AUD
15	04/2021	02/2023	- AUD	- AUD	- AUD	- AUD	- AUD	- AUD	- AUD	- AUD	- AUD	- AUD	- AUD	- AUD
16	06/2021	02/2023	- AUD	- AUD	- AUD	- AUD	(450.03) AUD	- AUD	- AUD	- AUD	- AUD	- AUD	- AUD	- AUD
17	11/2017	03/2023	- AUD	- AUD	- AUD	- AUD	- AUD	(2,665.00) AUD	- AUD	- AUD	- AUD	- AUD	- AUD	46,200.00 AUD
18	06/2020	04/2023	- AUD	- AUD	- AUD	- AUD	- AUD	(2,902.61) AUD	- AUD	- AUD	26,308.18 AUD	8,821.90 AUD	- AUD	- AUD
19	10/2020	04/2023	- AUD	- AUD	- AUD	- AUD	- AUD	- AUD	(1,230.00) AUD	- AUD	- AUD	(276.75) AUD	- AUD	- AUD
20	04/2021	04/2023	- AUD	- AUD	- AUD	- AUD	- AUD	- AUD	- AUD	- AUD	- AUD	- AUD	- AUD	- AUD
21	04/2021	04/2023	- AUD	- AUD	- AUD	- AUD	- AUD	- AUD	- AUD	- AUD	- AUD	- AUD	- AUD	- AUD
22	06/2021	04/2023	- AUD	- AUD	- AUD	- AUD	- AUD	- AUD	- AUD	- AUD	- AUD	- AUD	- AUD	- AUD
23	06/2021	04/2023	- AUD	- AUD	- AUD	- AUD	- AUD	- AUD	- AUD	- AUD	- AUD	- AUD	- AUD	- AUD
24	06/2021	04/2023	- AUD	- AUD	- AUD	- AUD	- AUD	- AUD	- AUD	- AUD	- AUD	- AUD	- AUD	- AUD
25	08/2021	04/2023	- AUD	- AUD	- AUD	- AUD	- AUD	- AUD	- AUD	- AUD	(2,665.00) AUD	- AUD	- AUD	- AUD
26	11/2017	05/2023	- AUD	- AUD	- AUD	- AUD	- AUD	- AUD	677.26 AUD	- AUD	- AUD	- AUD	- AUD	- AUD
27	12/2017	05/2023	- AUD	- AUD	- AUD	- AUD	- AUD	500.00 AUD	300.00 AUD	300.00 AUD	492.55 AUD	- AUD	- AUD	- AUD
28	04/2021	05/2023	- AUD	- AUD	- AUD	- AUD	- AUD	- AUD	- AUD	- AUD	- AUD	- AUD	- AUD	- AUD
29	04/2021	05/2023	- AUD	- AUD	- AUD	- AUD	- AUD	- AUD	- AUD	- AUD	- AUD	- AUD	(35.00) AUD	- AUD
30	08/2021	05/2023	- AUD	- AUD	- AUD	- AUD	- AUD	- AUD	- AUD	- AUD	- AUD	- AUD	- AUD	- AUD
31	08/2021	05/2023	- AUD	- AUD	- AUD	- AUD	- AUD	- AUD	- AUD	- AUD	- AUD	- AUD	53,965.68 AUD	85,307.04 AUD
32	12/2017	06/2023	- AUD	- AUD	- AUD	- AUD	- AUD	- AUD	- AUD	- AUD	- AUD	- AUD	- AUD	1,093.61 AUD
33	04/2020	06/2023	- AUD	- AUD	- AUD	- AUD	- AUD	- AUD	- AUD	- AUD	- AUD	- AUD	- AUD	- AUD
34	07/2020	06/2023	- AUD	- AUD	- AUD	- AUD	- AUD	- AUD	- AUD	- AUD	- AUD	- AUD	- AUD	- AUD
35	05/2021	06/2023	- AUD	- AUD	- AUD	- AUD	- AUD	- AUD	- AUD	- AUD	- AUD	- AUD	(126.25) AUD	- AUD
36	08/2021	06/2023	- AUD	- AUD	- AUD	- AUD	- AUD	- AUD	- AUD	- AUD	- AUD	- AUD	- AUD	- AUD
37	12/2016	07/2023	- AUD	- AUD	- AUD	- AUD	- AUD	- AUD	- AUD	- AUD	- AUD	400.00 AUD	1,790.28 AUD	804.50 AUD
38	01/2020	07/2023	- AUD	- AUD	- AUD	- AUD	- AUD	- AUD	- AUD	- AUD	- AUD	- AUD	- AUD	- AUD
39	08/2020	07/2023	- AUD	- AUD	- AUD	- AUD	- AUD	- AUD	- AUD	- AUD	- AUD	- AUD	- AUD	- AUD
40	08/2020	07/2023	- AUD	- AUD	- AUD	- AUD	- AUD	- AUD	- AUD	- AUD	- AUD	- AUD	- AUD	- AUD
41	12/2020	07/2023	- AUD	- AUD	- AUD	- AUD	- AUD	- AUD	- AUD	- AUD	- AUD	- AUD	- AUD	- AUD
42	04/2021	07/2023	- AUD	- AUD	- AUD	- AUD	- AUD	- AUD	- AUD	- AUD	- AUD	(307.50) AUD	- AUD	- AUD
43	05/2021	07/2023	- AUD	- AUD	- AUD	- AUD	- AUD	- AUD	- AUD	- AUD	- AUD	- AUD	- AUD	768.75 AUD
44	06/2021	07/2023	- AUD	- AUD	- AUD	- AUD	- AUD	- AUD	- AUD	- AUD	- AUD	- AUD	(891.28) AUD	- AUD
45	06/2020	09/2023	- AUD	- AUD	- AUD	- AUD	- AUD	- AUD	- AUD	- AUD	- AUD	- AUD	- AUD	8,467.12 AUD
46	07/2020	09/2023	- AUD	- AUD	- AUD	- AUD	- AUD	- AUD	- AUD	- AUD	- AUD	- AUD	- AUD	- AUD
47	07/2021	09/2023	- AUD	- AUD	- AUD	- AUD	- AUD	- AUD	- AUD	- AUD	- AUD	- AUD	- AUD	502.62 AUD
48	01/2021	10/2023	- AUD	- AUD	- AUD	- AUD	- AUD	- AUD	- AUD	- AUD	- AUD	- AUD	- AUD	- AUD
49	07/2021	10/2023	- AUD	- AUD	- AUD	- AUD	- AUD	- AUD	- AUD	- AUD	- AUD	- AUD	- AUD	- AUD
50	07/2021	10/2023	- AUD	- AUD	- AUD	- AUD	- AUD	- AUD	- AUD	- AUD	- AUD	- AUD	- AUD	- AUD
51	11/2017	11/2023	- AUD	- AUD	- AUD	- AUD	- AUD	- AUD	- AUD	- AUD	- AUD	- AUD	- AUD	- AUD
52	04/2019	11/2023	- AUD	- AUD	- AUD	- AUD	- AUD	- AUD	- AUD	- AUD	- AUD	- AUD	- AUD	- AUD
53	03/2021	11/2023	- AUD	- AUD	- AUD	- AUD	- AUD	- AUD	- AUD	- AUD	- AUD	- AUD	- AUD	- AUD
54	06/2021	11/2023	- AUD	- AUD	- AUD	- AUD	- AUD	- AUD	- AUD	- AUD	- AUD	- AUD	- AUD	- AUD
55	09/2020	12/2023	- AUD	- AUD	- AUD	- AUD	- AUD	- AUD	- AUD	- AUD	- AUD	- AUD	- AUD	- AUD
56	01/2021	12/2023	- AUD	- AUD	- AUD	- AUD	- AUD	- AUD	- AUD	- AUD	- AUD	- AUD	- AUD	- AUD
57	06/2021	12/2023	- AUD	- AUD	- AUD	- AUD	- AUD	- AUD	- AUD	- AUD	- AUD	- AUD	- AUD	- AUD
58	07/2021	12/2023	- AUD	- AUD	- AUD	- AUD	- AUD	- AUD	- AUD	- AUD	- AUD	- AUD	- AUD	- AUD
Total	53		100.00 AUD	- AUD	5,220.71 AUD	9,000.00 AUD	549.97 AUD	(1,665.00) AUD	(2,699.24) AUD	36,982.26 AUD	26,608.18 AUD	6,465.20 AUD	56,500.06 AUD	143,543.84 AUD

Contract Level Data

Net Salvage Recoveries By Contract By Month

#REF!

No.	Month / Year of Origination	Month / Year of Net Salvage	Nov-23	Dec-23	Jan-24	Feb-24	Mar-24	Apr-24	May-24	Jun-24	Jul-24	Aug-24	Sep-24	Oct-24
1	02/2021	07/2022	- AUD	- AUD	- AUD	- AUD	- AUD	- AUD	- AUD	- AUD	- AUD	- AUD	- AUD	- AUD
2	04/2017	08/2022	- AUD	- AUD	- AUD	- AUD	- AUD	- AUD	- AUD	- AUD	- AUD	- AUD	- AUD	- AUD
3	09/2020	08/2022	- AUD	871.25 AUD	- AUD	- AUD	- AUD	- AUD	- AUD	- AUD	- AUD	- AUD	- AUD	- AUD
4	11/2020	08/2022	3,403.41 AUD	- AUD	- AUD	- AUD	- AUD	- AUD	- AUD	- AUD	- AUD	- AUD	- AUD	- AUD
5	03/2021	08/2022	- AUD	- AUD	- AUD	- AUD	- AUD	- AUD	- AUD	- AUD	- AUD	- AUD	- AUD	- AUD
6	08/2021	09/2022	22,000.00 AUD	- AUD	- AUD	- AUD	- AUD	- AUD	- AUD	- AUD	- AUD	- AUD	- AUD	- AUD
7	05/2017	10/2022	200.00 AUD	200.00 AUD	- AUD	- AUD	- AUD	- AUD	- AUD	- AUD	- AUD	- AUD	- AUD	- AUD
8	04/2021	11/2022	- AUD	- AUD	- AUD	- AUD	- AUD	- AUD	- AUD	- AUD	- AUD	- AUD	- AUD	- AUD
9	06/2021	11/2022	- AUD	- AUD	- AUD	- AUD	- AUD	- AUD	- AUD	- AUD	- AUD	- AUD	- AUD	- AUD
10	02/2020	12/2022	- AUD	- AUD	- AUD	- AUD	- AUD	- AUD	- AUD	- AUD	- AUD	- AUD	- AUD	- AUD
11	08/2021	12/2022	- AUD	- AUD	- AUD	- AUD	- AUD	- AUD	- AUD	- AUD	- AUD	- AUD	- AUD	- AUD
12	06/2021	01/2023	- AUD	- AUD	- AUD	- AUD	- AUD	- AUD	- AUD	- AUD	- AUD	- AUD	- AUD	- AUD
13	07/2021	01/2023	- AUD	- AUD	- AUD	- AUD	- AUD	- AUD	- AUD	- AUD	- AUD	- AUD	- AUD	- AUD
14	07/2020	02/2023	- AUD	- AUD	- AUD	- AUD	- AUD	- AUD	- AUD	- AUD	- AUD	- AUD	- AUD	- AUD
15	04/2021	02/2023	- AUD	- AUD	- AUD	- AUD	- AUD	- AUD	- AUD	- AUD	- AUD	- AUD	- AUD	- AUD
16	06/2021	02/2023	- AUD	- AUD	- AUD	- AUD	- AUD	- AUD	- AUD	- AUD	- AUD	- AUD	- AUD	- AUD
17	11/2017	03/2023	- AUD	- AUD	- AUD	- AUD	- AUD	- AUD	- AUD	- AUD	- AUD	- AUD	- AUD	- AUD
18	06/2020	04/2023	- AUD	2,902.61 AUD	- AUD	- AUD	- AUD	- AUD	- AUD	- AUD	- AUD	- AUD	- AUD	- AUD
19	10/2020	04/2023	- AUD	- AUD	- AUD	- AUD	- AUD	- AUD	- AUD	- AUD	- AUD	- AUD	- AUD	- AUD
20	04/2021	04/2023	- AUD	- AUD	- AUD	- AUD	- AUD	- AUD	- AUD	- AUD	- AUD	- AUD	- AUD	- AUD
21	04/2021	04/2023	- AUD	- AUD	- AUD	- AUD	- AUD	- AUD	- AUD	- AUD	- AUD	- AUD	- AUD	- AUD
22	06/2021	04/2023	- AUD	- AUD	- AUD	- AUD	- AUD	- AUD	- AUD	- AUD	- AUD	- AUD	- AUD	- AUD
23	06/2021	04/2023	- AUD	- AUD	- AUD	- AUD	- AUD	- AUD	- AUD	- AUD	- AUD	- AUD	- AUD	- AUD
24	06/2021	04/2023	- AUD	- AUD	- AUD	- AUD	- AUD	- AUD	- AUD	- AUD	- AUD	- AUD	- AUD	- AUD
25	08/2021	04/2023	(1,985.01) AUD	14,887.38 AUD	- AUD	- AUD	- AUD	- AUD	- AUD	- AUD	- AUD	- AUD	- AUD	- AUD
26	11/2017	05/2023	- AUD	- AUD	- AUD	- AUD	- AUD	- AUD	- AUD	- AUD	- AUD	- AUD	- AUD	- AUD
27	12/2017	05/2023	- AUD	- AUD	- AUD	- AUD	- AUD	- AUD	- AUD	- AUD	- AUD	- AUD	- AUD	- AUD
28	04/2021	05/2023	- AUD	- AUD	- AUD	- AUD	- AUD	- AUD	- AUD	- AUD	- AUD	- AUD	- AUD	- AUD
29	04/2021	05/2023	- AUD	- AUD	- AUD	- AUD	- AUD	- AUD	- AUD	- AUD	- AUD	- AUD	- AUD	- AUD
30	08/2021	05/2023	- AUD	- AUD	- AUD	- AUD	- AUD	- AUD	- AUD	- AUD	- AUD	- AUD	- AUD	- AUD
31	08/2021	05/2023	- AUD	- AUD	- AUD	- AUD	- AUD	- AUD	- AUD	- AUD	- AUD	- AUD	- AUD	- AUD
32	12/2017	06/2023	- AUD	- AUD	- AUD	- AUD	- AUD	- AUD	- AUD	- AUD	- AUD	- AUD	- AUD	- AUD
33	04/2020	06/2023	- AUD	- AUD	- AUD	- AUD	- AUD	- AUD	- AUD	- AUD	- AUD	- AUD	- AUD	- AUD
34	07/2020	06/2023	- AUD	- AUD	- AUD	- AUD	- AUD	- AUD	- AUD	- AUD	- AUD	- AUD	- AUD	- AUD
35	05/2021	06/2023	- AUD	1,076.25 AUD	- AUD	- AUD	- AUD	- AUD	- AUD	- AUD	- AUD	- AUD	- AUD	- AUD
36	08/2021	06/2023	- AUD	- AUD	- AUD	- AUD	- AUD	- AUD	- AUD	- AUD	- AUD	- AUD	- AUD	- AUD
37	12/2016	07/2023	809.00 AUD	806.00 AUD	- AUD	- AUD	- AUD	- AUD	- AUD	- AUD	- AUD	- AUD	- AUD	- AUD
38	01/2020	07/2023	- AUD	- AUD	- AUD	- AUD	- AUD	- AUD	- AUD	- AUD	- AUD	- AUD	- AUD	- AUD
39	08/2020	07/2023	(2,142.25) AUD	- AUD	- AUD	- AUD	- AUD	- AUD	- AUD	- AUD	- AUD	- AUD	- AUD	- AUD
40	08/2020	07/2023	- AUD	- AUD	- AUD	- AUD	- AUD	- AUD	- AUD	- AUD	- AUD	- AUD	- AUD	- AUD
41	12/2020	07/2023	(35.00) AUD	60.00 AUD	- AUD	- AUD	- AUD	- AUD	- AUD	- AUD	- AUD	- AUD	- AUD	- AUD
42	06/2021	07/2023	(984.00) AUD	- AUD	- AUD	- AUD	- AUD	- AUD	- AUD	- AUD	- AUD	- AUD	- AUD	- AUD
43	05/2021	07/2023	- AUD	- AUD	- AUD	- AUD	- AUD	- AUD	- AUD	- AUD	- AUD	- AUD	- AUD	- AUD
44	06/2021	07/2023	- AUD	- AUD	- AUD	- AUD	- AUD	- AUD	- AUD	- AUD	- AUD	- AUD	- AUD	- AUD
45	06/2020	09/2023	- AUD	461.25 AUD	- AUD	- AUD	- AUD	- AUD	- AUD	- AUD	- AUD	- AUD	- AUD	- AUD
46	07/2020	09/2023	- AUD	- AUD	- AUD	- AUD	- AUD	- AUD	- AUD	- AUD	- AUD	- AUD	- AUD	- AUD
47	07/2021	09/2023	3,262.68 AUD	558.63 AUD	- AUD	- AUD	- AUD	- AUD	- AUD	- AUD	- AUD	- AUD	- AUD	- AUD
48	01/2021	10/2023	- AUD	- AUD	- AUD	- AUD	- AUD	- AUD	- AUD	- AUD	- AUD	- AUD	- AUD	- AUD
49	07/2021	10/2023	- AUD	(379.25) AUD	- AUD	- AUD	- AUD	- AUD	- AUD	- AUD	- AUD	- AUD	- AUD	- AUD
50	07/2021	10/2023	- AUD	- AUD	- AUD	- AUD	- AUD	- AUD	- AUD	- AUD	- AUD	- AUD	- AUD	- AUD
51	11/2017	11/2023	- AUD	- AUD	- AUD	- AUD	- AUD	- AUD	- AUD	- AUD	- AUD	- AUD	- AUD	- AUD
52	04/2019	11/2023	- AUD	- AUD	- AUD	- AUD	- AUD	- AUD	- AUD	- AUD	- AUD	- AUD	- AUD	- AUD
53	03/2021	11/2023	- AUD	- AUD	- AUD	- AUD	- AUD	- AUD	- AUD	- AUD	- AUD	- AUD	- AUD	- AUD
54	06/2021	11/2023	- AUD	40.06 AUD	- AUD	- AUD	- AUD	- AUD	- AUD	- AUD	- AUD	- AUD	- AUD	- AUD
55	09/2020	12/2023	- AUD	- AUD	- AUD	- AUD	- AUD	- AUD	- AUD	- AUD	- AUD	- AUD	- AUD	- AUD
56	01/2021	12/2023	- AUD	- AUD	- AUD	- AUD	- AUD	- AUD	- AUD	- AUD	- AUD	- AUD	- AUD	- AUD
57	06/2021	12/2023	- AUD	- AUD	- AUD	- AUD	- AUD	- AUD	- AUD	- AUD	- AUD	- AUD	- AUD	- AUD
58	07/2021	12/2023	- AUD	- AUD	- AUD	- AUD	- AUD	- AUD	- AUD	- AUD	- AUD	- AUD	- AUD	- AUD
Total	53		24,528.83 AUD	21,484.18 AUD	- AUD	- AUD	- AUD	- AUD	- AUD	- AUD	- AUD	- AUD	- AUD	- AUD

Contract Level Data **Net Salvage Recoveries By Contract By Month**

No.	Month / Year of Origination	Month / Year of Net Salvage	Nov-24	Dec-24	Jan-25	Feb-25	Mar-25	Apr-25	May-25	Jun-25	Jul-25	Aug-25
1	02/2021	07/2022	- AUD	- AUD	- AUD	- AUD	- AUD	- AUD	- AUD	- AUD	- AUD	- AUD
2	04/2017	08/2022	- AUD	- AUD	- AUD	- AUD	- AUD	- AUD	- AUD	- AUD	- AUD	- AUD
3	09/2020	08/2022	- AUD	- AUD	- AUD	- AUD	- AUD	- AUD	- AUD	- AUD	- AUD	- AUD
4	11/2020	08/2022	- AUD	- AUD	- AUD	- AUD	- AUD	- AUD	- AUD	- AUD	- AUD	- AUD
5	03/2021	08/2022	- AUD	- AUD	- AUD	- AUD	- AUD	- AUD	- AUD	- AUD	- AUD	- AUD
6	08/2021	09/2022	- AUD	- AUD	- AUD	- AUD	- AUD	- AUD	- AUD	- AUD	- AUD	- AUD
7	05/2017	10/2022	- AUD	- AUD	- AUD	- AUD	- AUD	- AUD	- AUD	- AUD	- AUD	- AUD
8	04/2021	11/2022	- AUD	- AUD	- AUD	- AUD	- AUD	- AUD	- AUD	- AUD	- AUD	- AUD
9	06/2021	11/2022	- AUD	- AUD	- AUD	- AUD	- AUD	- AUD	- AUD	- AUD	- AUD	- AUD
10	02/2020	12/2022	- AUD	- AUD	- AUD	- AUD	- AUD	- AUD	- AUD	- AUD	- AUD	- AUD
11	08/2021	12/2022	- AUD	- AUD	- AUD	- AUD	- AUD	- AUD	- AUD	- AUD	- AUD	- AUD
12	06/2021	01/2023	- AUD	- AUD	- AUD	- AUD	- AUD	- AUD	- AUD	- AUD	- AUD	- AUD
13	07/2021	01/2023	- AUD	- AUD	- AUD	- AUD	- AUD	- AUD	- AUD	- AUD	- AUD	- AUD
14	07/2020	02/2023	- AUD	- AUD	- AUD	- AUD	- AUD	- AUD	- AUD	- AUD	- AUD	- AUD
15	04/2021	02/2023	- AUD	- AUD	- AUD	- AUD	- AUD	- AUD	- AUD	- AUD	- AUD	- AUD
16	06/2021	02/2023	- AUD	- AUD	- AUD	- AUD	- AUD	- AUD	- AUD	- AUD	- AUD	- AUD
17	11/2017	03/2023	- AUD	- AUD	- AUD	- AUD	- AUD	- AUD	- AUD	- AUD	- AUD	- AUD
18	06/2020	04/2023	- AUD	- AUD	- AUD	- AUD	- AUD	- AUD	- AUD	- AUD	- AUD	- AUD
19	10/2020	04/2023	- AUD	- AUD	- AUD	- AUD	- AUD	- AUD	- AUD	- AUD	- AUD	- AUD
20	04/2021	04/2023	- AUD	- AUD	- AUD	- AUD	- AUD	- AUD	- AUD	- AUD	- AUD	- AUD
21	04/2021	04/2023	- AUD	- AUD	- AUD	- AUD	- AUD	- AUD	- AUD	- AUD	- AUD	- AUD
22	06/2021	04/2023	- AUD	- AUD	- AUD	- AUD	- AUD	- AUD	- AUD	- AUD	- AUD	- AUD
23	06/2021	04/2023	- AUD	- AUD	- AUD	- AUD	- AUD	- AUD	- AUD	- AUD	- AUD	- AUD
24	06/2021	04/2023	- AUD	- AUD	- AUD	- AUD	- AUD	- AUD	- AUD	- AUD	- AUD	- AUD
25	08/2021	04/2023	- AUD	- AUD	- AUD	- AUD	- AUD	- AUD	- AUD	- AUD	- AUD	- AUD
26	11/2017	05/2023	- AUD	- AUD	- AUD	- AUD	- AUD	- AUD	- AUD	- AUD	- AUD	- AUD
27	12/2017	05/2023	- AUD	- AUD	- AUD	- AUD	- AUD	- AUD	- AUD	- AUD	- AUD	- AUD
28	04/2021	05/2023	- AUD	- AUD	- AUD	- AUD	- AUD	- AUD	- AUD	- AUD	- AUD	- AUD
29	04/2021	05/2023	- AUD	- AUD	- AUD	- AUD	- AUD	- AUD	- AUD	- AUD	- AUD	- AUD
30	08/2021	05/2023	- AUD	- AUD	- AUD	- AUD	- AUD	- AUD	- AUD	- AUD	- AUD	- AUD
31	08/2021	05/2023	- AUD	- AUD	- AUD	- AUD	- AUD	- AUD	- AUD	- AUD	- AUD	- AUD
32	12/2017	06/2023	- AUD	- AUD	- AUD	- AUD	- AUD	- AUD	- AUD	- AUD	- AUD	- AUD
33	04/2020	06/2023	- AUD	- AUD	- AUD	- AUD	- AUD	- AUD	- AUD	- AUD	- AUD	- AUD
34	07/2020	06/2023	- AUD	- AUD	- AUD	- AUD	- AUD	- AUD	- AUD	- AUD	- AUD	- AUD
35	05/2021	06/2023	- AUD	- AUD	- AUD	- AUD	- AUD	- AUD	- AUD	- AUD	- AUD	- AUD
36	08/2021	06/2023	- AUD	- AUD	- AUD	- AUD	- AUD	- AUD	- AUD	- AUD	- AUD	- AUD
37	12/2016	07/2023	- AUD	- AUD	- AUD	- AUD	- AUD	- AUD	- AUD	- AUD	- AUD	- AUD
38	01/2020	07/2023	- AUD	- AUD	- AUD	- AUD	- AUD	- AUD	- AUD	- AUD	- AUD	- AUD
39	08/2020	07/2023	- AUD	- AUD	- AUD	- AUD	- AUD	- AUD	- AUD	- AUD	- AUD	- AUD
40	08/2020	07/2023	- AUD	- AUD	- AUD	- AUD	- AUD	- AUD	- AUD	- AUD	- AUD	- AUD
41	12/2020	07/2023	- AUD	- AUD	- AUD	- AUD	- AUD	- AUD	- AUD	- AUD	- AUD	- AUD
42	04/2021	07/2023	- AUD	- AUD	- AUD	- AUD	- AUD	- AUD	- AUD	- AUD	- AUD	- AUD
43	05/2021	07/2023	- AUD	- AUD	- AUD	- AUD	- AUD	- AUD	- AUD	- AUD	- AUD	- AUD
44	06/2021	07/2023	- AUD	- AUD	- AUD	- AUD	- AUD	- AUD	- AUD	- AUD	- AUD	- AUD
45	06/2020	09/2023	- AUD	- AUD	- AUD	- AUD	- AUD	- AUD	- AUD	- AUD	- AUD	- AUD
46	07/2020	09/2023	- AUD	- AUD	- AUD	- AUD	- AUD	- AUD	- AUD	- AUD	- AUD	- AUD
47	07/2021	09/2023	- AUD	- AUD	- AUD	- AUD	- AUD	- AUD	- AUD	- AUD	- AUD	- AUD
48	01/2021	10/2023	- AUD	- AUD	- AUD	- AUD	- AUD	- AUD	- AUD	- AUD	- AUD	- AUD
49	07/2021	10/2023	- AUD	- AUD	- AUD	- AUD	- AUD	- AUD	- AUD	- AUD	- AUD	- AUD
50	07/2021	10/2023	- AUD	- AUD	- AUD	- AUD	- AUD	- AUD	- AUD	- AUD	- AUD	- AUD
51	11/2017	11/2023	- AUD	- AUD	- AUD	- AUD	- AUD	- AUD	- AUD	- AUD	- AUD	- AUD
52	04/2019	11/2023	- AUD	- AUD	- AUD	- AUD	- AUD	- AUD	- AUD	- AUD	- AUD	- AUD
53	03/2021	11/2023	- AUD	- AUD	- AUD	- AUD	- AUD	- AUD	- AUD	- AUD	- AUD	- AUD
54	06/2021	11/2023	- AUD	- AUD	- AUD	- AUD	- AUD	- AUD	- AUD	- AUD	- AUD	- AUD
55	09/2020	12/2023	- AUD	- AUD	- AUD	- AUD	- AUD	- AUD	- AUD	- AUD	- AUD	- AUD
56	01/2021	12/2023	- AUD	- AUD	- AUD	- AUD	- AUD	- AUD	- AUD	- AUD	- AUD	- AUD
57	06/2021	12/2023	- AUD	- AUD	- AUD	- AUD	- AUD	- AUD	- AUD	- AUD	- AUD	- AUD
58	07/2021	12/2023	- AUD	- AUD	- AUD	- AUD	- AUD	- AUD	- AUD	- AUD	- AUD	- AUD
Total	53		- AUD	- AUD	- AUD	- AUD	- AUD	- AUD	- AUD	- AUD	- AUD	- AUD