



ASX/MEDIA RELEASE

31 January 2024

Quarterly Activities Report – End December 2023

- **Highlights**
- ***Corporate/Oil Production/ Development – Naccowlah Block and Surat Basins, Queensland***
 - Cooper Basin (Naccowlah): Watkins North 1 and 2 came online this quarter boosting Bounty production by 75% quarter on quarter with strong oil revenues.
 - Cash and current assets at \$1.30 million; nil debt.
 - Oil business revenue for the six months to December 2023 was \$833,000.
 - Surat Basin: During period Bounty took 100% ownership of additional proved oil reserves adjoining Alton.
 - With oil price near \$130/bbl, Bounty will continue field operations to bring Surat Basin fields back into production in 2024.
- ***Gas Exploration - PEP 11 – Sydney Basin NSW (BUY 15%)***
 - NOPTA has made a recommendation to Joint Authority on Bounty and Asset Energy's applications for extension, their decision is awaited.
 - Asset Energy as major holder of PEP 11 is actively preparing to drill Seablue 1.
 - Polling conducted discovers a majority of voters in the Hunter region do not oppose drilling offshore Newcastle.

Oil Business - Production:

Bounty continues to produce oil from the Naccowlah Block in SW Queensland.

Bounty expects to commence oil production from the Alton area, Surat Basin, SE Queensland in 2024.

Bounty's unaudited petroleum revenue production and sales for the quarter and year to date 31 December 2023 are summarised below.

Revenue:

		QTR 2 (\$)	YTD (\$)
ATP 1189P ⁽²⁾	Bounty Share (2% Interest) (10% in Watkins North 2) - Oil	560,000	833,000
	Total Revenue⁽¹⁾	560,000	833,000

(1) GST exclusive rounded to nearest \$1,000 (2) Naccowlah Block

Production:

		QTR 2 (Bbls)	YTD (Bbls)
ATP 1189P	Bounty Share (2% Interest) bbls	3,946	6,198
	Total Production bbls	3,946	6,198

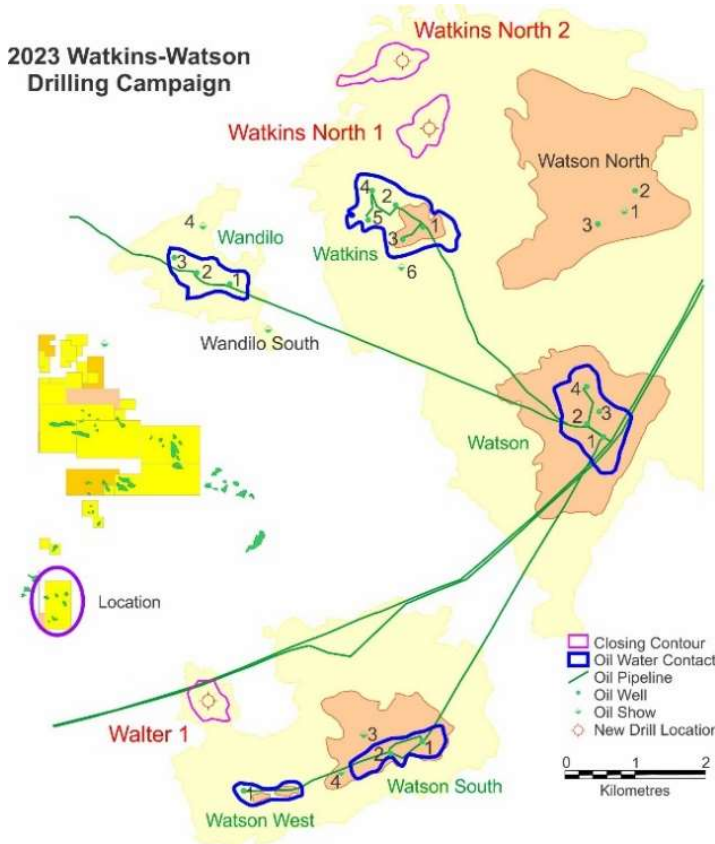
Sales:

		QTR 2 (Bbls)	YTD (Bbls)
ATP 1189P	Bounty Share (2% Interest) bbls	3,395	6,143
	Total Sales bbls	3,395	6,143

Oil Business – Production and Development:

SW Queensland

ATP 1189P Naccowlah Block and Associated PL's - Bounty 2%



Location: Surrounding Jackson, Naccowlah and Watson Oilfields

Background - Summary

The Naccowlah Block comprises 1,804 km² approximately 6% of which is covered by ATP 1189 (N) and 1 Potential Commercial Area (PCA) application and the remainder in 23 petroleum production leases (PL's) and 3 PL applications.

Activities during the Quarter

Principal activities during the quarter were continued oil production and bringing the Watkins North wells online. Production averaged 43 bopd net to Bounty in this Quarter.

The operator has identified additional development and NFE (near field exploration) targets in the Naccowlah Block which will be subject to future drilling campaigns.

Significant Activities Next Quarter

Commencement lifting oil from Watkins North discoveries after tie-in. Ongoing production and production optimisation programmes.

Oil Business – Development:

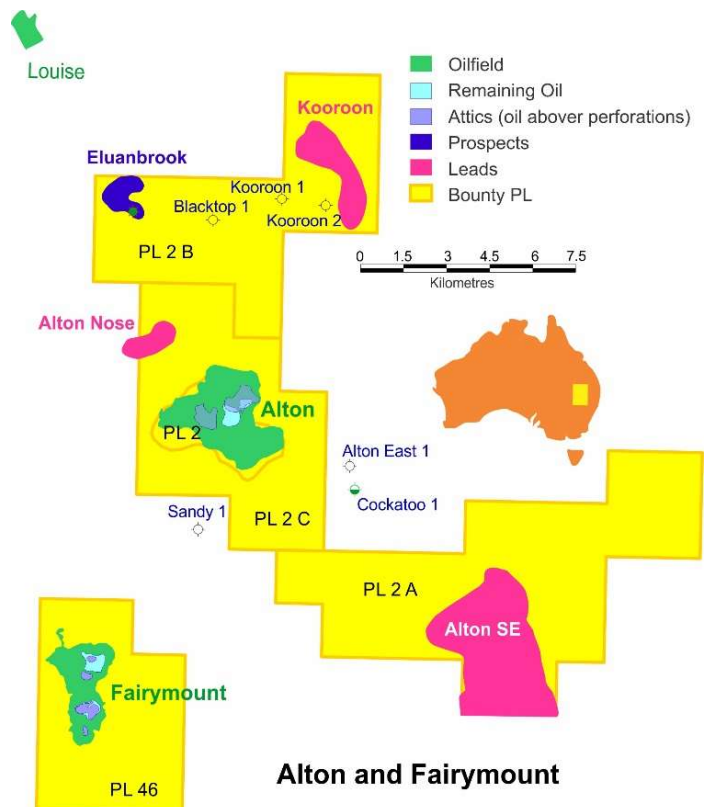
Southern Surat Basin Onshore Queensland

**PL 2 Alton Oilfield and PL 46 Fairymount Oilfield
Bounty - 100%;**

Location: 70 km northeast of St. George and 440 km west of Brisbane, SE Queensland.

Background

The location of Bounty group Southern Surat Basin interests is shown below. Alton has had historical production of over 2 million barrels from the early Jurassic age Evergreen Formation and Fairymount 1.17 million barrels from the Showgrounds Formation.



Bounty’s oil resources in the Southern Surat Basin are light oils (high API) derived from Permian coals (Cooper Basin equivalent) and offer 445,000 bbls 2C recoverable oil in proven pools for development alongside more than 100,000 bbls in oil available from existing wells.

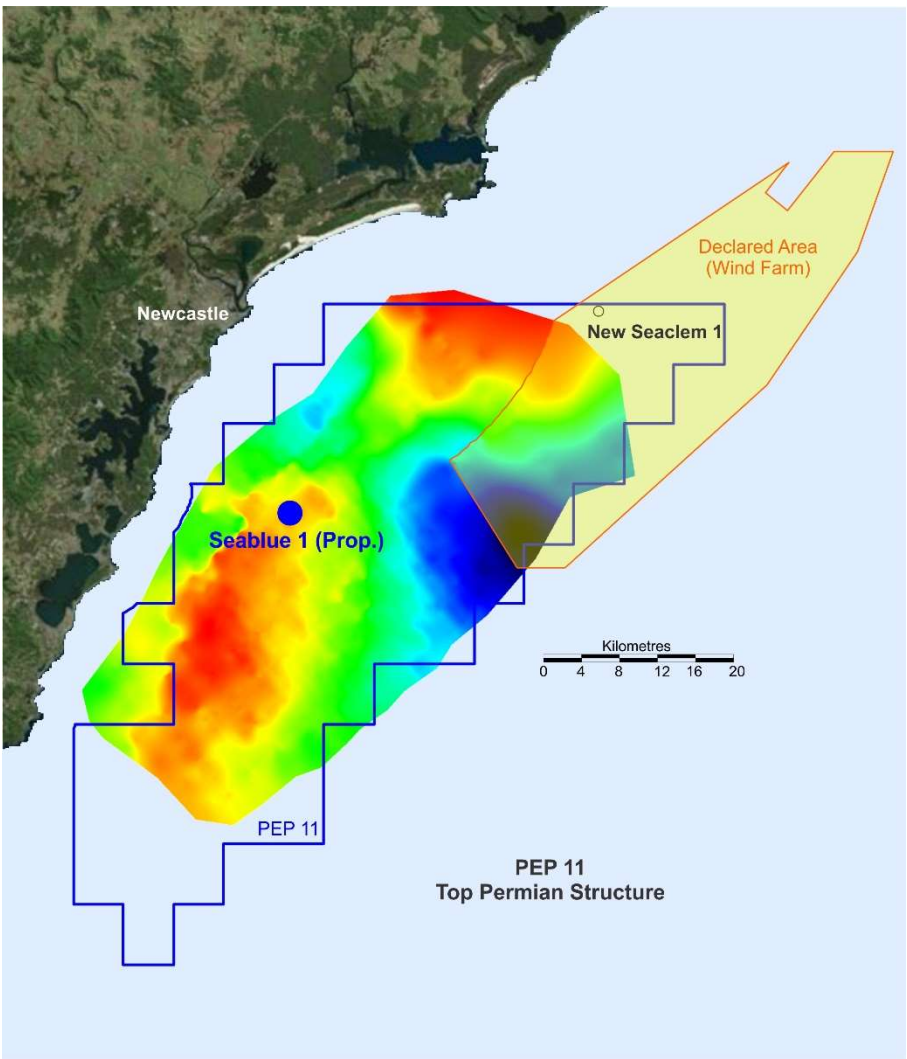
Activities during the Quarter and Next Quarter

With acquisitions Bounty re-evaluated the targets at Alton and Fairymount and lifted Alton area reserves/resources to 461,000 bbls.

2024 Plans

Underwritten by higher oil prices anticipated at \$135 per bbl, Bounty commenced field work to bring 2 wells at Alton back into production while it generates a full field development plan aimed at commercialising 200,000 bbls of 2C contingent resource from the Evergreen Formation. Further development will move on to include drilling an up-dip appraisal well at Eluanbrook in the northwest section of PL 2 B and up to 3 attic oil locations within the Alton and Fairymount Pools. Initial production of 100 bopd is expected from the Evergreen Formation at Alton.

Major Growth Projects:



Gas Growth Projects:

PEP 11 - Offshore Sydney Basin, New South Wales – Bounty 15%

Background

PEP 11 covers 4,576 sq. km immediately adjacent to the largest gas market in Australia and is a high impact exploration project. PEP 11 remains one of the most significant untested gas plays in Australia. The PEP 11 JV has demonstrated considerable gas generation and migration in the offshore Sydney Basin, with the previously observed mapped prospects and leads being highly prospective for gas. In 2010 it drilled New Seaclem 1 and demonstrated capacity to drill in this permit.

On 14 July 2023; the Minister for Climate Change and Energy, gazetted/designated an area off the Hunter Region of NSW as suitable for offshore wind energy developments (see

Location Map). At its closest point the Declared Area is 25 km from the Baleen Prospect and not expected to have any impact on the Baleen Prospect or other gas prospective areas in PEP 11 (see map below).

Activities this Quarter

Bounty and Asset Energy (Operator) have committed to drill an exploration well for gas, most likely the proposed Seablue 1 well on the Baleen Prospect. NOPTA has made a recommendation on the joint venture applications to the Joint Authority (see definition). The joint venture anticipates a decision shortly.

In the meantime, work continued in securing a rig and contractors in preparation for the drilling of the Seablue 1 well.

Cerberus Project Offshore Carnarvon Basin WA – Bounty right to earn 25% with options to earn up to 50%

Location: 70 km. East of Barrow Island WA

Titles: EP 475, 490 and 491, TP 27 totalling 3,759 km² - Bounty right to earn 25% - 50%

Main Points

During the year ended 30 June 2023 Bounty assisted in obtaining an extension of the permit term and suspensions of the current work programs for EP 475 which was approved by the West Australia state regulator on 13 July 2023; contingent on a firm drill commencement by May 2024.

- The Farmin Agreement (FIA) with Coastal continues and both the FIA and notice of option exercise have been registered by Bounty against the key Cerberus Permits.
- Bounty continued minor expenditure on this project during the period.
- Seismic interpretation on the re-processed 3D seismic data demonstrated deeper gas potential in the Permian age sequences
- Potential funding options for drilling were explored.

Activities Next Quarter

Drill timing is dependent on progress by the operator to obtain drill funding. Until that point Bounty will monitor progress

Rough Range Project Onshore Carnarvon Basin – WA

L 16 – Bounty 100%

Location: Exmouth Gulf – WA

Background. The principal undrilled prospect is the 3 million bbls potential Bee Eater prospect in the southern section of L 16.

Activities during the Quarter and next Quarter

Bounty continued re-mapping regional seismic data sets and analysing the geological database attempting to image the principal structures in the region. This is challenging due to poor surface statics. The targets are relatively shallow at around 1100 metre depth to target. Seismic re-processing for L 16 is planned for 2024.

During the quarter Bounty was updating compliance documentation.

Summary

Oil revenue is expected to be stronger at \$2.0 - \$2.5 million in 2024.

Australia confronts the challenge of finding more domestic oil and gas and producing those reserves. Bounty maintained its oil reserves in the year to 31 December 2022 and with the Watkins North discoveries is well placed for additional reserve growth which will be calculated for the year ended 2023.

Bounty expects resolution of the PEP 11 extension later in 2023 and Bounty is looking forward to participation in further NFE and development drilling programs in Naccowlah Block: The joint venture has at least 9 sites for additional appraisal and NFE wells in the Jackson and Watson areas of the Block. Bounty also expects oil production growth from its 100% operated projects in the Surat Basin.

Payments to Related Parties during the quarter

\$38,000 was paid to directors as remuneration and super contributions, \$75,000 was paid to entities related to the CEO towards management fees and office rent (rounded ex-GST figures).

Current Assets (unaudited) – 31 December 2023

At the end of the quarter cash, receivables and held for sale investments were around \$ 1.30 million.

Appendix 5B is attached.

Bounty's schedule of permits: See table on Bounty's website: www.bountyoil.com

For further information, please contact:

Philip F Kelso Chief Executive Officer Tel: +612 9299 7200 Email: corporate@bountyoil.com

Website: www.bountyoil.com

Bounty Oil and Gas NL is an independent Australian oil and gas explorer and producer in operation since 1999. From its inception, it has pursued an active programme of land acquisition, exploration and oil development. The company has oil production at Naccowlah in SW Queensland and two undeveloped proved oil and gas discoveries in the Surat Basin and onshore Carnarvon Basin. The management team and directors are experienced professionals well versed in the oil and gas business and cover all aspects from finance to technical operations management. Bounty oil revenue in 2024 will be approximately \$2.4 million from Naccowlah Block; Cooper Basin. Bounty has material offshore exploration interests including PEP 11 Sydney Basin.

ABBREVIATIONS

AVO:	Amplitude versus offset analysis of seismic data
ATP:	Authority to Prospect for petroleum
BCF:	Billion cubic feet (of natural gas)
BBLs:	Barrels of oil
Bopd; boepd	barrels of oil per day; barrels of oil equivalent per day
DST	Drill stem test with a drill rig to test if hydrocarbons flow to the surface from a reservoir.
DMIRS	Department of Mines Innovation and Resources (West Australia)
DR	Department of Resources (Queensland)
EOR	Enhanced oil recovery
JOA	Joint operating agreement
Joint Authority	Minister for Resources (Commonwealth), Minister for Finance and Natural Resources (NSW) administering offshore petroleum titles
JV	joint venture
MDRT	Measured Depth below drilling rig Rotary Table
MMbbls:	Million barrels of oil.
MMBOE:	Million barrels of oil equivalent.
MMcf/d	Millions of cubic feet per day of natural gas
Mscf	Thousand standard cubic feet of gas
NOPSEMA:	National Offshore Petroleum Safety and Environmental Management Authority
NOPTA	National Offshore Petroleum Titles Authority
P&A	Petroleum well plugged and abandoned
PCA	Potential Commercial Area application Queensland
PL:	Petroleum production lease
P_{mean}	The average (mean) probability of occurrence
P90	90% probability of occurrence
P10	10% probability of occurrence
PSA:	Production Sharing Agreement
TCF:	Trillion cubic feet (of natural gas)

INFORMATION REQUIRED UNDER CHAPTER 5 OF ASX LISTING RULES

Estimates of oil volumes presented in this announcement are:

- Reported at the date of this release
- Determined as an estimate of recoverable resources in place unadjusted for risk
- Best Estimate Prospective Resources unless specified as 2C in which case they are Proved and Probable Contingent Resources
- Estimated using probabilistic methods unless indicated with an "*" in which case they are deterministic
- If specified as " boe" then they are converted from gas to oil equivalent at the rate of 182 bbls \equiv 1 million standard cu ft of gas
- Reported at 100% project equity unless specifically stated as net to Bounty

The estimated quantities of petroleum that may potentially be recovered by the application of a future development project relate to undiscovered accumulations. These estimates have both an associated risk of discovery and a risk of development. Further exploration, appraisal and evaluation is required to determine the existence of a significant quantity of potentially moveable hydrocarbons.

QUALIFIED PERSON'S STATEMENT

1. The petroleum Reserve and Resources estimates used in this report and;
2. The information in this report that relates to or refers to petroleum or hydrocarbon production, development and exploration;
3. Is based on information and reports prepared by, reviewed and/or compiled by the CEO of Bounty, Mr Philip F Kelso. Mr Kelso is a Bachelor of Science (Geology) and has practised geology and petroleum geology for in excess of 45 years. He is a member of the Petroleum Exploration Society of Australia and a Fellow of the Australasian Institute of Mining and Metallurgy.
4. Mr Kelso is a qualified person as defined in the ASX Listing Rules: Chapter 19 and consents to the reporting of that information in the form and context in which it appears.

Appendix 5B

Mining exploration entity or oil and gas exploration entity quarterly cash flow report

Name of entity

BOUNTY OIL & GAS NL

ABN

82 090 625 353

Quarter ended ("current quarter")

31 December 2023

Consolidated statement of cash flows	Current quarter \$A'000	Year to date (6 months) \$A'000
1. Cash flows from operating activities		
1.1 Receipts from customers	346	698
1.2 Payments for		
(a) exploration & evaluation	(17)	(70)
(b) development	(6)	(68)
(c) production	(214)	(303)
(d) staff costs	(109)	(245)
(e) administration and corporate costs	(135)	(284)
1.3 Dividends received (see note 3)	-	-
1.4 Interest received	-	2
1.5 Interest and other costs of finance paid	-	-
1.6 Income taxes paid	-	-
1.7 Government grants and tax incentives	-	-
1.8 Other (provide details if material)	14	(17)
1.9 Net cash from / (used in) operating activities	(121)	(287)

2. Cash flows from investing activities		
2.1 Payments to acquire or for:		
(a) entities	1	(249)
(b) tenements	-	-
(c) property, plant and equipment	-	-
(d) exploration & evaluation	-	-
(e) investments	-	-
(f) other non-current assets	-	-

Mining exploration entity or oil and gas exploration entity quarterly cash flow report

Consolidated statement of cash flows		Current quarter \$A'000	Year to date (6 months) \$A'000
2.2	Proceeds from the disposal of:		
	(a) entities	-	-
	(b) tenements	-	-
	(c) property, plant and equipment	-	-
	(d) investments	85	85
	(e) other non-current assets	-	-
2.3	Cash flows from loans to other entities	158	158
2.4	Dividends received (see note 3)	-	-
2.5	Other (provide details if material)	-	-
2.6	Net cash from / (used in) investing activities	244	(6)

3.	Cash flows from financing activities		
3.1	Proceeds from issues of equity securities (excluding convertible debt securities)	-	-
3.2	Proceeds from issue of convertible debt securities	-	-
3.3	Proceeds from exercise of options	-	-
3.4	Transaction costs related to issues of equity securities or convertible debt securities	-	-
3.5	Proceeds from borrowings	-	-
3.6	Repayment of borrowings	-	-
3.7	Transaction costs related to loans and borrowings	-	-
3.8	Dividends paid	-	-
3.9	Other (provide details if material)	-	-
3.10	Net cash from / (used in) financing activities	-	-

4.	Net increase / (decrease) in cash and cash equivalents for the period		
4.1	Cash and cash equivalents at beginning of period	833	1,238
4.2	Net cash from / (used in) operating activities (item 1.9 above)	(121)	(287)
4.3	Net cash from / (used in) investing activities (item 2.6 above)	244	(6)
4.4	Net cash from / (used in) financing activities (item 3.10 above)	-	-

Mining exploration entity or oil and gas exploration entity quarterly cash flow report

Consolidated statement of cash flows		Current quarter \$A'000	Year to date (6 months) \$A'000
4.5	Effect of movement in exchange rates on cash held	(8)	3
4.6	Cash and cash equivalents at end of period	948	948

5.	Reconciliation of cash and cash equivalents at the end of the quarter (as shown in the consolidated statement of cash flows) to the related items in the accounts	Current quarter \$A'000	Previous quarter \$A'000
5.1	Bank balances	879	764
5.2	Call deposits	69	69
5.3	Bank overdrafts	-	-
5.4	Other (provide details)	-	-
5.5	Cash and cash equivalents at end of quarter (should equal item 4.6 above)	948	833

6.	Payments to related parties of the entity and their associates	Current quarter \$A'000
6.1	Aggregate amount of payments to related parties and their associates included in item 1	(114)
6.2	Aggregate amount of payments to related parties and their associates included in item 2	-
<i>Note: if any amounts are shown in items 6.1 or 6.2, your quarterly activity report must include a description of, and an explanation for, such payments.</i>		

Mining exploration entity or oil and gas exploration entity quarterly cash flow report

7. Financing facilities	Total facility amount at quarter end \$A'000	Amount drawn at quarter end \$A'000
<i>Note: the term "facility" includes all forms of financing arrangements available to the entity. Add notes as necessary for an understanding of the sources of finance available to the entity.</i>		
7.1 Loan facilities	-	-
7.2 Credit standby arrangements	-	-
7.3 Other (please specify)	-	-
7.4 Total financing facilities	-	-
7.5 Unused financing facilities available at quarter end		-
7.6 Include in the box below a description of each facility above, including the lender, interest rate, maturity date and whether it is secured or unsecured. If any additional financing facilities have been entered into or are proposed to be entered into after quarter end, include a note providing details of those facilities as well.	n/a	

8. Estimated cash available for future operating activities	\$A'000
8.1 Net cash from / (used in) operating activities (item 1.9)	(121)
8.2 (Payments for exploration & evaluation classified as investing activities) (item 2.1(d))	-
8.3 Total relevant outgoings (item 8.1 + item 8.2)	(121)
8.4 Cash and cash equivalents at quarter end (item 4.6)	948
8.5 Unused finance facilities available at quarter end (item 7.5)	-
8.6 Total available funding (item 8.4 + item 8.5)	948
8.7 Estimated quarters of funding available (item 8.6 divided by item 8.3)	8
<i>Note: if the entity has reported positive relevant outgoings (ie a net cash inflow) in item 8.3, answer item 8.7 as "N/A". Otherwise, a figure for the estimated quarters of funding available must be included in item 8.7.</i>	
8.8 If item 8.7 is less than 2 quarters, please provide answers to the following questions:	
8.8.1 Does the entity expect that it will continue to have the current level of net operating cash flows for the time being and, if not, why not?	
8.8.2 Has the entity taken any steps, or does it propose to take any steps, to raise further cash to fund its operations and, if so, what are those steps and how likely does it believe that they will be successful?	
8.8.3 Does the entity expect to be able to continue its operations and to meet its business objectives and, if so, on what basis?	
<i>Note: where item 8.7 is less than 2 quarters, all of questions 8.8.1, 8.8.2 and 8.8.3 above must be answered.</i>	

Compliance statement

- 1 This statement has been prepared in accordance with accounting standards and policies which comply with Listing Rule 19.11A.
- 2 This statement gives a true and fair view of the matters disclosed.

Date:**31/01/2024**.....

Authorised by: "By order of the Board of Bounty Oil and Gas NL....."

(Name of body or officer authorising release – see note 4)

Notes

1. This quarterly cash flow report and the accompanying activity report provide a basis for informing the market about the entity's activities for the past quarter, how they have been financed and the effect this has had on its cash position. An entity that wishes to disclose additional information over and above the minimum required under the Listing Rules is encouraged to do so.
2. If this quarterly cash flow report has been prepared in accordance with Australian Accounting Standards, the definitions in, and provisions of, *AASB 6: Exploration for and Evaluation of Mineral Resources* and *AASB 107: Statement of Cash Flows* apply to this report. If this quarterly cash flow report has been prepared in accordance with other accounting standards agreed by ASX pursuant to Listing Rule 19.11A, the corresponding equivalent standards apply to this report.
3. Dividends received may be classified either as cash flows from operating activities or cash flows from investing activities, depending on the accounting policy of the entity.
4. If this report has been authorised for release to the market by your board of directors, you can insert here: "By the board". If it has been authorised for release to the market by a committee of your board of directors, you can insert here: "By the [name of board committee – eg *Audit and Risk Committee*]". If it has been authorised for release to the market by a disclosure committee, you can insert here: "By the Disclosure Committee".
5. If this report has been authorised for release to the market by your board of directors and you wish to hold yourself out as complying with recommendation 4.2 of the ASX Corporate Governance Council's *Corporate Governance Principles and Recommendations*, the board should have received a declaration from its CEO and CFO that, in their opinion, the financial records of the entity have been properly maintained, that this report complies with the appropriate accounting standards and gives a true and fair view of the cash flows of the entity, and that their opinion has been formed on the basis of a sound system of risk management and internal control which is operating effectively.