

ASX Announcement 8 February 2024
Visionflex Group Limited (ASX: VFX)

Business Overview and Webinar Presentation

Visionflex Group Limited (“Visionflex” or the “Company”), a leader in virtual healthcare solutions, is pleased to provide a comprehensive business update following the successful group restructure.

The Company invites new and prospective shareholders to attend the ShareCafe Small Cap “Hidden Gems” Webinar series to be held on 9 February 2024 from 12.30pm AEDT.

To access further details of the event and to register at no cost, please copy and paste the following link into your internet browser:

https://us02web.zoom.us/webinar/register/WN_m606Po1mQPOw5hpl70Hm4w#/registration

A copy of the presentation is attached to this announcement and a recorded copy of the webinar will be made available following the event.

Key highlights of the business update include:

- **Corporate History:** Gain insight into the milestones achieved during the transformative phase, positioning Visionflex for enhanced market presence and growth.
- **Visionflex Positioned for Growth:** We will outline our analysis of the trends, challenges, and opportunities shaping virtual healthcare and how Visionflex is strategically positioned to capitalise.
- **Product Overview:** An overview of Visionflex’s proprietary hardware and software solutions, showcasing its unique capabilities and transformative impact on healthcare delivery.
- **Industry Verticals and Case Studies:** Insight into Visionflex’s distinguished client portfolio and key industries, including their use in multiple healthcare settings through compelling case studies.
- **Business Model and Financial Overview:** An overview of Visionflex’s strategic initiatives, key focus areas and financial highlights.

As we navigate this exciting phase of growth and transformation, we remain steadfast in our commitment to delivering value to our shareholders. We are excited to share our progress and strategic vision.

For more information, please contact:

Joshua Munday – CEO

E: jmunday@visionflex.com

W: <https://www.visionflex.com.au>

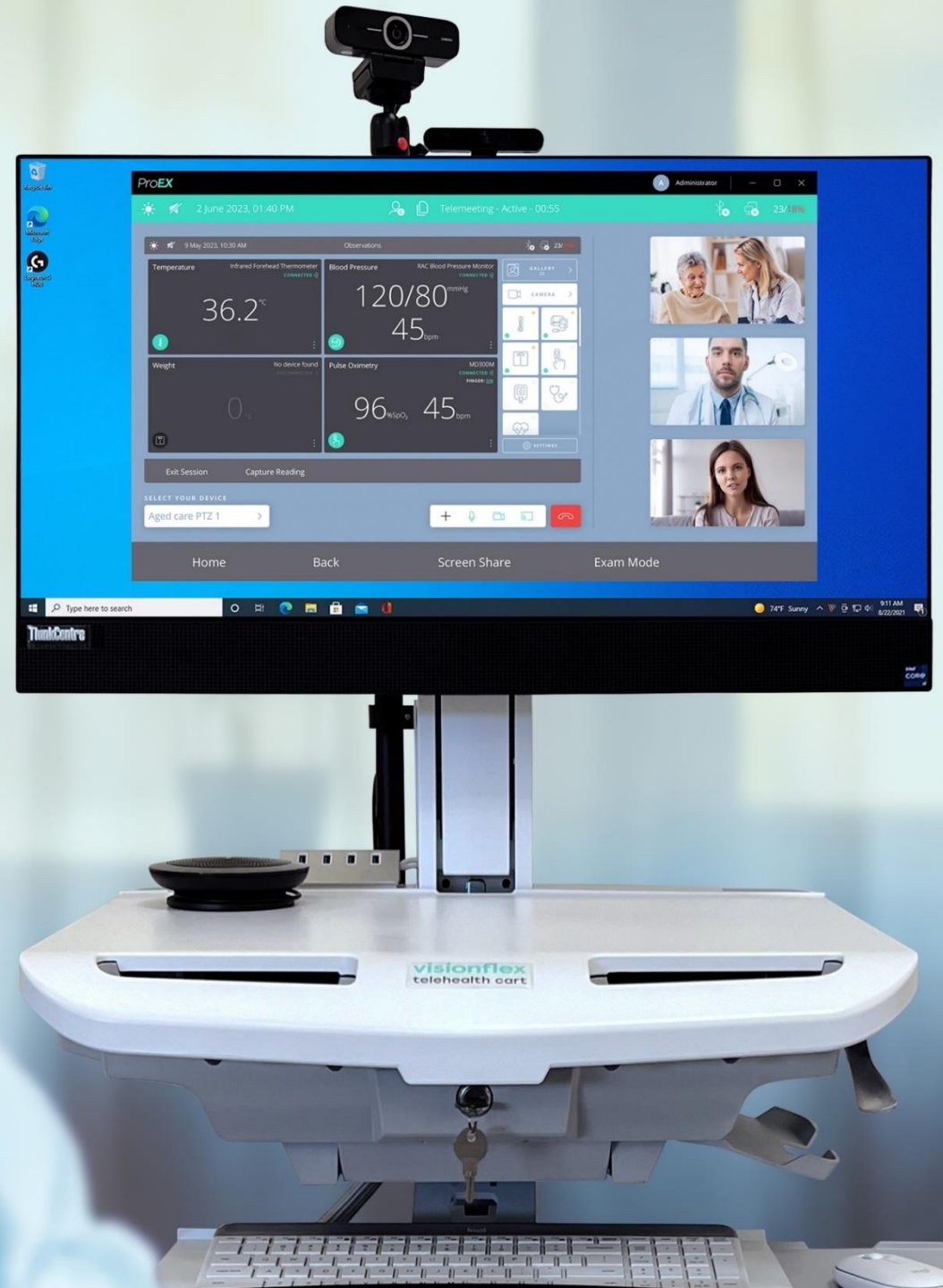
This announcement was approved for release by the Board of Directors.

Visionflex Group

ASX:VFX

Enabling delivery
of virtual care
at scale

BUSINESS OVERVIEW / FEBRUARY 2024



The Visionflex mission

Empowering health practitioners globally with cutting edge technologies to elevate patient outcomes



Corporate history

- Incorporation of Visionflex Pty Ltd (2014)
- R&D and patents related to ISO 14971 Medical Device Risk Management (2015-2016)
- GEIS® camera launch (2019)
- Vision Video Conferencing Software and ProEX hardware development (2020)
- Launch ProEX Software (2022)
- Reinstatement to ASX and company renamed to Visionflex Group Limited
- New Board and Management
- Strategic restructure and cost reduction
- Accelerated growth of **Visionflex**

PRE-MERGER (2014-2022)

MERGER WITH 1ST GROUP (2022)

LISTED (2023+)

- 1st Group Established (2009)
- Listed on ASX (2015)
- Merger with **Visionflex** (2022)
- MyHealth1st (MH1) divested (2023)
- Gobookings and PetYeti exits planned (2024)

Company highlights



In-demand product suite

Vision, the ProEX Software, ProEX Mobile and GEIS® General Examination Camera HD.



Accelerating revenue growth

Revenue of \$4.1M¹ in 1H FY24, exceeding 1H FY23 revenue of \$3.1M with shift to increasing ARR.



Improved underlying financials

After-tax loss of \$0.5M¹ in 1H FY24 versus \$3.3M in 1H FY23 attributed to improved sales performance and diligent cost reduction.



Highly experienced team

Committed leadership team with strong industry track record supported by experienced Board.



Strong sales pipeline

Large health providers, government, strategic partnerships with \$1M+ initial sales in 7 countries.



Established key verticals

Aged care, primary care, hospitals, indigenous healthcare, resource sector, and correctional facilities.



High quality clients

Underpinned by Government and large enterprise clients, fuelled by growing healthcare expenditure.



Accelerated growth strategy

Targeting key verticals, new geographies and strategic partnerships aligned to growth in the global virtual care market to ~A\$500B² in 2030.

1. Reflects the preliminary unaudited results for 1H FY24.
2. [Fortune Business Insights](#).

Capital structure

COMPANY PROFILE

As at 6 February 2024 *

Shares on Issue	1,416,991,197
Share Price	\$0.008
Market capitalisation	\$11.3M
52 week High / Low	\$0.004 - \$0.015
Options on Issue	15,645,611
Performance Rights on Issue	87,880,082
Converting Notes	\$6.25M
Undrawn Facilities	\$2.15M
Cash Balance (@ 31 Dec)	\$1.8M

SHAREHOLDERS

UNITS

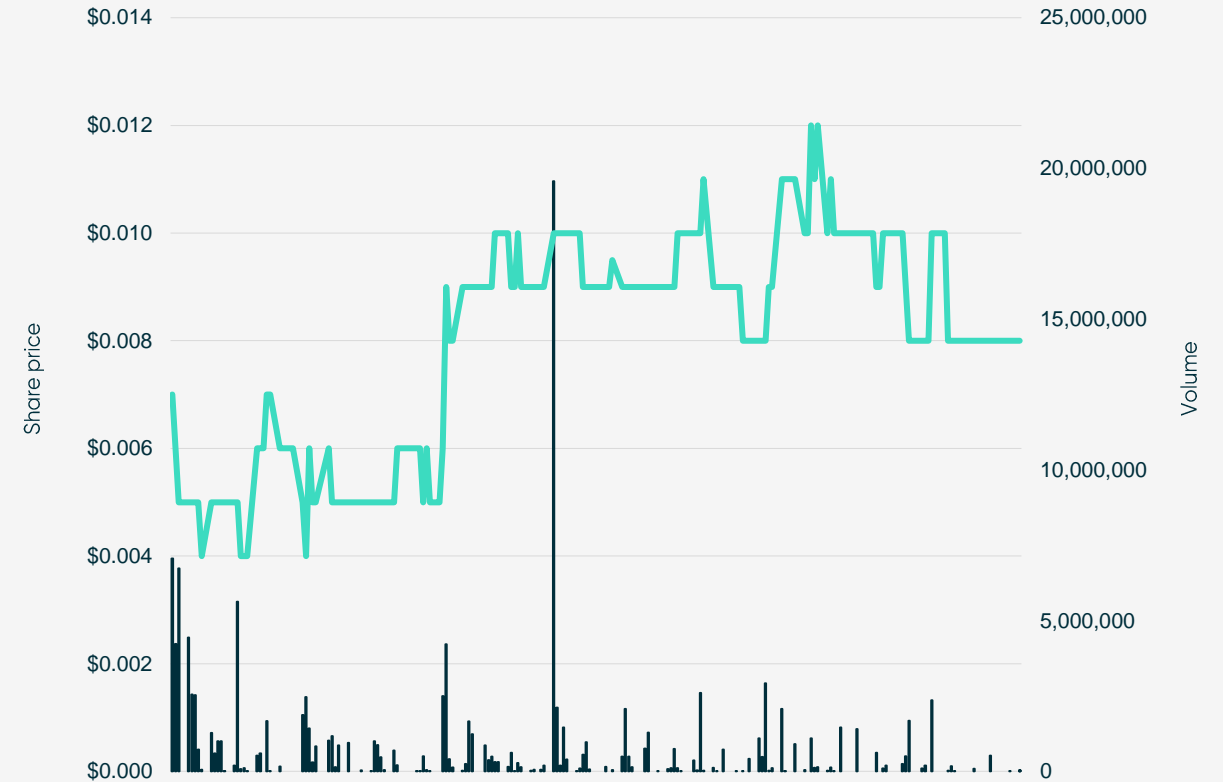
% HELD

Board and Management	510,207,898	36.00
Top 20 Holders	1,193,758,807	84.25

(*) As at 6 February 2024 unless otherwise outlined.

VISIONFLEX GROUP STOCK CHART

(April 2023 to January 2024)**



(**) <https://www.asx.com.au/markets/company/vfx>

Executive management team

Committed leadership team with strong industry track record and proven capabilities to execute profitable growth and accelerated expansion of [Visionflex](#).



Joshua Munday

CHIEF EXECUTIVE OFFICER

- Former Co-Founder & Chief Growth Officer at Credabl, growing company to 100 staff and \$2b in originations in 4 years.
- 15+ years' experience with domain expertise across key health verticals with proven success in healthcare at Credabl & Investec Bank.
- Experienced leader with track record in growing profitable businesses.



Michael Kafrouni

CHIEF OPERATING OFFICER

- 15+ years' experience as a senior executive for multinational organisations in health, pharmaceutical, legal and accounting sectors including Althea Group Holdings Limited (ASX:AGH), CPA Australia Ltd and DLA Piper LLC.
- Qualified lawyer with extensive multi-jurisdictional experience with startups and listed entities.



James Aulsebrook

CHIEF FINANCIAL OFFICER

- CA with 10+ years' experience transforming financial operations for ASX-listed companies.
- Former CFO of Jcurve Solutions Limited (ASX: JCS), overseeing multiple acquisitions and international expansion.
- Previously, an auditor at PwC, and a former finalist in the prestigious CEO Magazine Awards, CFO of the Year award.

Board of Directors

The Board of Directors chaired by Chris Whitehead, with Brook Adcock, John Nantes and Geoff Neate as Non-Executive Directors.



Chris Whitehead

CHAIRMAN


- 20 years' experience as a Board Director across a wide range of business sectors and ranging from significant national corporates to start-ups.
- Healthcare industry experience including as a Director of CUA Health Insurance and Director of the WA Cancer Support Agency.
- Member of the ASX Corporate Governance Council for five years.



Brook Adcock

NON-EXECUTIVE DIRECTOR

- Brook is a leading Entrepreneur and Private Investor in Australia, as Executive Chairman of Adcock Private Equity.
- He has been actively involved in many other successful businesses, both directly at the executive or board level, and through investment of his own capital.



John Nantes

NON-EXECUTIVE DIRECTOR

- 25+ years' experience in Financial Services, Private Equity, Tax and Accounting, Corporate Finance, Capital Markets, M&A and tech-based companies.
- Chair of Income Asset Management (ASX:IAM) and Director of Thinxtra (public unlisted).
- Previous Chair of Wisr (ASX:WZR) and held senior executive roles in WHK/Crowe Horwath, St George Bank, Colonial State Bank.



Geoff Neate

NON-EXECUTIVE DIRECTOR

- 30+ years' experience in the telecommunications industry after leading Spirit telecom (ASX: ST1) for 15 years as the industry transformed.
- Chair of Thinxtra (public unlisted).
- Geoff has been a senior executive with several established organisations including Primus telecom, RACV, Telstra, Lend Lease.

Visionflex Group

Visionflex positioned
for growth



Drivers of virtual health



Increasing Healthcare Needs: The rising prevalence of chronic diseases and an aging population necessitate scalable and efficient healthcare solutions.



Technological Advancements: Virtual care, remote patient monitoring and digital health platforms have increased the range of solutions to healthcare providers and consumers.

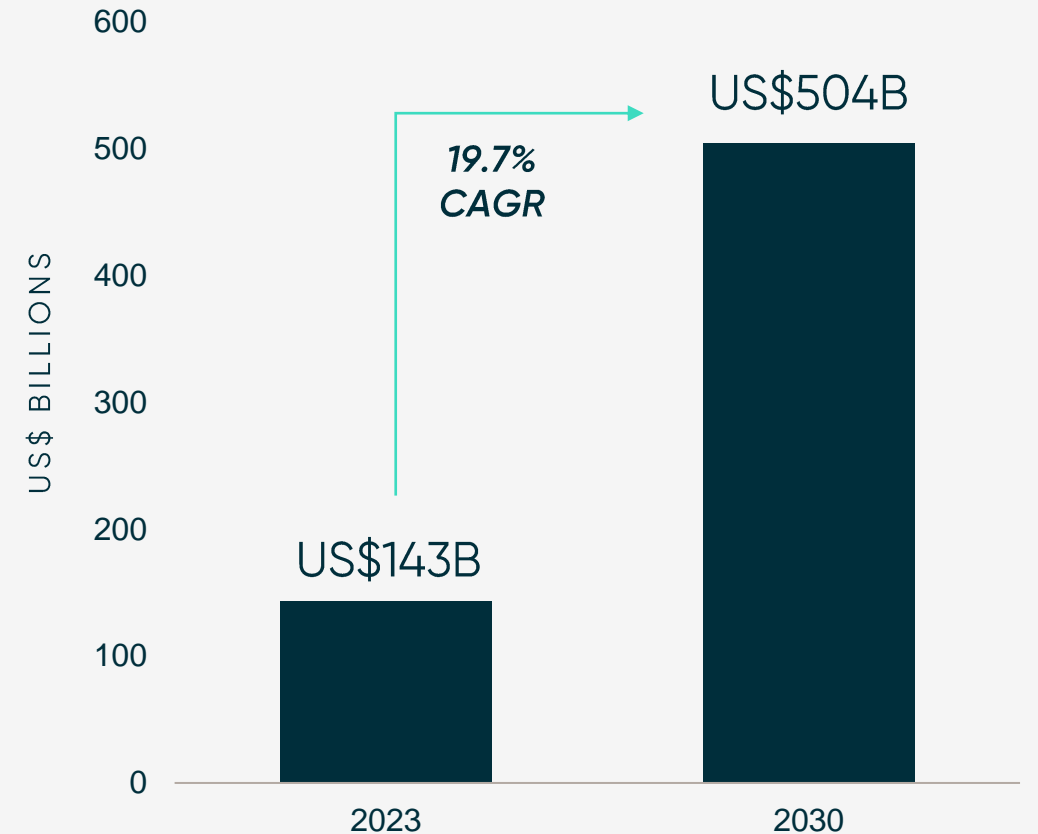


Global Connectivity: Improved internet infrastructure has powered remote consultations, diagnostics, and treatment options (for example, Starlink for more rural and remote areas).



Pandemic-Driven Acceleration: COVID-19 accelerated the acceptance and integration of virtual health technologies becoming integral components of modern healthcare delivery.

GLOBAL TELEHEALTH MARKET



Source: [Fortune Business Insights](#)

Problems driving virtual care



Global healthcare systems experiencing increased demand and constrained supply.

- Global shortage of over 10M healthcare workers expected by 2030 (32% of current workforce at risk of leaving in the immediate future).¹
- Healthcare payers driving the adaption to optimise resources, maximise staff efficiency and streamline workflows to meet the rising demand.



Surge in expenditure driving efficient utilisation of technology and resources to deliver sustainable healthcare.

- Healthcare spend is rising (at 10%) faster than GDP (7%) in OECD countries.¹
- 20% of global healthcare expenditure (US\$1.8T) is estimated to be wasteful today.¹



Healthcare is shifting to virtual care to deliver on patients' expectations of convenience and personalisation.

- Consumer expectations are being shaped by interactions with other industries where services are convenient, seamless and personalised.²
- Consumers demand convenient, timely care and are open to virtual consultations with unfamiliar medical providers to fulfill this need.³



Accessibility issues faced by mobility or geographic limitations.

- Poor accessibility to healthcare services for underserved populations and those in remote areas.
- Suboptimal access to timely care impacting patient outcomes and exacerbating health conditions.
- Labour shortages in remote areas with payers funding salaries in excess of \$500K to work in rural locations with low success rates.⁴

1. https://www3.weforum.org/docs/WEF_Transforming_Healthcare_2024.pdf

2. [Forbes, 2023](#)

3. [Health NSW, 2022](#) and [PwC, 2022](#)

4. <https://www.abc.net.au/news/2022-10-20/julia-creek-doctor-500k-salary-desperate-for-gp/101550688>

The Visionflex solution



MORE CONSULTATIONS

Facilitating increased and more immediate patient consultations.

- Cost-effective alternative, optimises healthcare resources and enables efficient allocation of healthcare personnel.
- Aligns with cost-saving strategies for governments & enterprise, curbing the forecasted surge in healthcare expenditure.
- Reduces costs associated with physical facilities, staff, and related expenses.



INCREASED EFFICIENCY

Increasing efficiency and reducing strain on healthcare system.

- Reduces healthcare costs by minimising the need for physical infrastructure and streamlining administrative processes.
- Reduces reliance on the need for substantial increase in healthcare workforce.
- Reduces the need for patients to physically see healthcare practitioners.



BETTER PATIENT OUTCOMES

More regular, timely and personalised access to healthcare.

- Allows for the early detection, treatment or prevention of chronic conditions.
- Patient-centered care fosters active participation, leading to stronger engagement and improved treatment outcomes.
- Leads to longer and healthier lives, in turn reducing impact on the healthcare system.



MAKING HEALTHCARE EQUITABLE

Increasing access for individuals with mobility issues and regional areas.

- Tackles accessibility issues, reducing the burden of travel and associated costs.
- Fosters more equitable healthcare services.
- Reduces need to attract healthcare practitioners to rural and regional areas.

Solving the challenges of overstretched health systems and escalating costs, delivering accessible, cost-effective solutions, for superior outcomes.

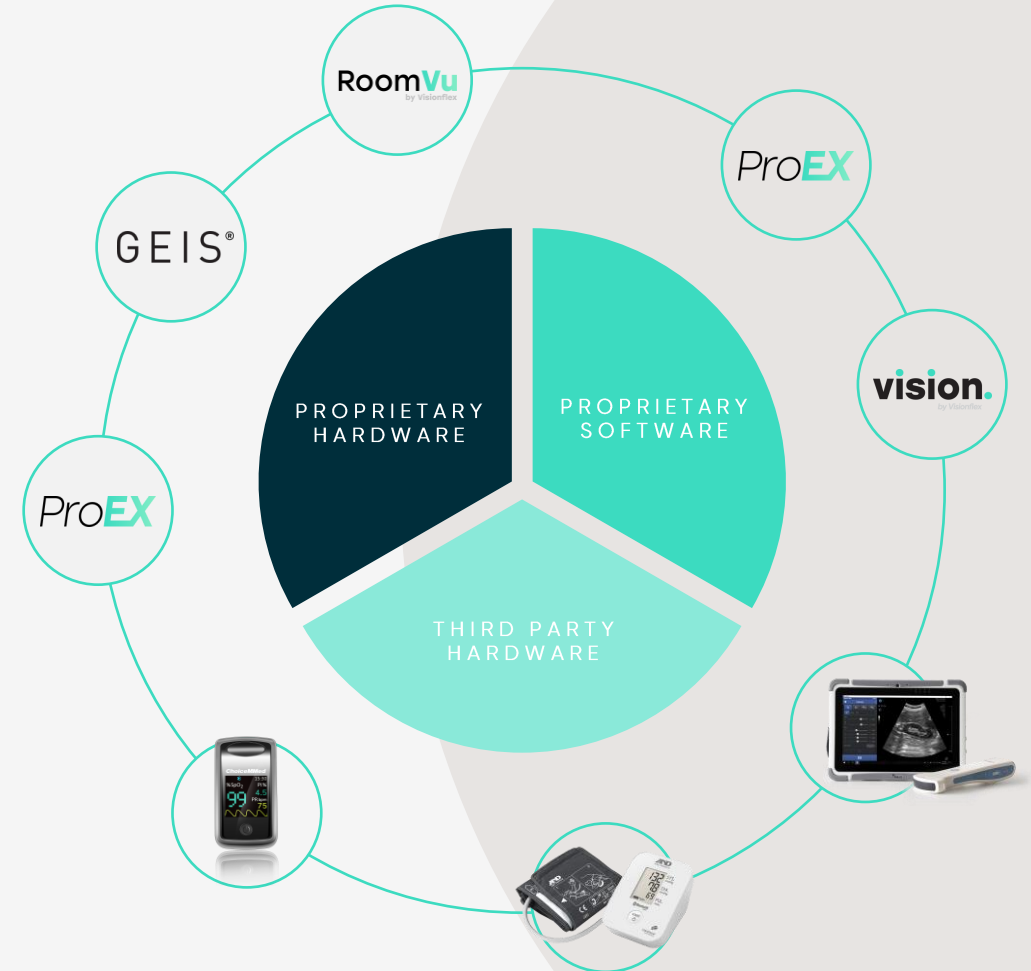
Visionflex Group

Visionflex products



Product ecosystem

Visionflex proprietary hardware and software connect a range of third-party medical devices to empower practitioners deliver world class virtual care.



Proprietary Hardware

Visionflex hardware serves as a foundational step for establishing long term software subscriptions.



GEIS®

Performs a wide range of medical examinations.

Developed specifically for virtual health applications, can capture medical grade quality images and video in full HD 1080p resolution.



ProEX

Enables health practitioners virtually conduct medical examinations with confidence.

Developed to allow collaborative, clinical, evidence-based consultations between clinicians and patients in any location.



ProEX Mobile

Ruggedised, state-of-the-art tablet for diverse virtual health scenarios.

Designed to connect patients and first responders on the move to clinicians back at base.



RoomVu
by Visionflex

Allows PTZ (pan, tilt and zoom) ceiling cameras to join Vision calls as participants.

Complete 'remote' control enables precise observation of designated areas in the room or swift navigation to any of ten preset locations.

ProEX Software

A virtual healthcare platform connecting a range of peripheral medical devices allowing practitioners to virtually examine, diagnose, monitor, and treat patients.



Perform in-depth consultations on any internet connected device



Connects with peripheral diagnostic devices providing real time clinical data



Collaborative, clinical, evidence-based consultations between clinicians and patients in any location.



Capture and securely transfer sensitive patient data of video, images and information.

e.g. general imaging, wound management, dental, ophthalmology, dermatology and others.

e.g. ECG, pulse oximeter, blood pressure monitor, thermometer, blood glucose meter and more.



User-friendly video conferencing platform that delivers health services and medical expertise to patients via any internet connected device.



Enhanced video conferencing: Captures images and video from multiple camera feeds for storing and sending.



Real time data access: Integrates seamlessly with ProEX, meaning patient health data can be collected, viewed, and shared real time.



Stethoscope audio transition: Digitally transmits stethoscope audio with unparalleled quality, unattainable through conventional video conferencing platforms due to its unique frequency type.



Image capture and sharing: Capture, annotate and instantly share clinical images while conducting video consultations for live discussion and collaboration.



Visionflex Group

Industry verticals & case studies



Strong momentum in key verticals



PRIMARY HEALTH NETWORKS



AGED CARE



RESOURCE SECTOR



LOCAL HEALTH DISTRICTS



INDIGENOUS HEALTH ORGANISATIONS



CORRECTIONAL FACILITIES

Primary Health Networks (PHNs)

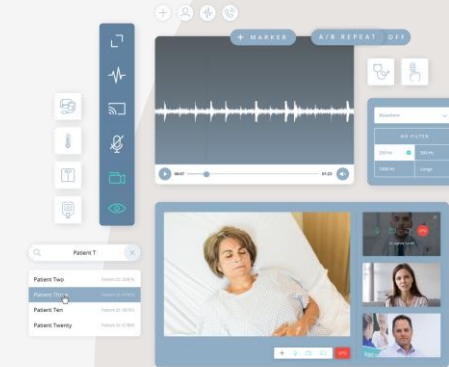
PHNs, independent organisations funded by the Australian Government, collaborate closely with Local Hospital Districts (LHDs), sharing overlapping geographic boundaries.

Their mission is to enhance medical services, ensure effective allocation of government funds, and optimise health programs.

Visionflex is a leading solutions provider of virtual healthcare software and hardware to PHNs around Australia, reducing costs for ambulance transfers and hospital admissions.

Our technology facilitates timely, high-quality care within facilities, eliminating the need for residents to seek external medical attention.

- ✓ WAPHA commissioned and Visionflex has deployed virtual healthcare to an initial **150** residential aged care homes across Western Australia.
- ✓ GPs and health care providers provide care remotely to residents using Visionflex hardware and software including monitoring vital signs, managing wounds and skin conditions.
- ✓ Residents receive regular, timely and improved quality of care without the stress and burden of travelling to the GP clinic, specialists and hospital.
- ✓ The Visionflex solution has improved the quality and accessibility of care, reduced the need for travel and unnecessary hospitalisations, and allowed for early detection and treatment of chronic conditions.



ProEX
SOFTWARE



MEDICAL
HARDWARE



vision.
by Visionflex
SOFTWARE



GEIS®
CAMERA SYSTEM

Local Health Districts (LHDs)

LHDs oversee individual or clusters of public hospital services, managing budgets and directly ensuring hospital performance.

LHDs are fundamentally tasked with delivering care and treatment to sick and injured patients while concurrently safeguarding and promoting community health.

Visionflex is a leading provider of virtual healthcare software and hardware solutions to LHDs around Australia.

- ✔ Western NSW LHD commissioned Visionflex to deploy virtual care technology underpinning its virtual care (vCare) and Virtual Rural Generalist Service (VRGS).
- ✔ vCare and VRGS use Visionflex to facilitate comprehensive care across a vast area and population.
- ✔ ProEX Hardware & GEIS® camera seamlessly integrate into the vCare & VRGS platform.
- ✔ This model improves access, patient outcomes, and clinician support while reducing disruptions and costs for patients. It emphasises timely, high-quality care close to home and in rural communities, resulting in better health outcomes for residents.



Other key industry verticals



INDIGENOUS HEALTH

- NACCHO is the national peak body representing 145 Aboriginal Health Organisations delivering healthcare to First Nations people right across the country.¹
- Government funding of over circa \$1B per annum.²
- **Visionflex** collaborates with 20+ organisations in the Indigenous Health sector fostering impactful healthcare solutions.

AGED/HOME CARE

- Residential Aged Care: There are 886 organisations operating 2,695 residential aged care services.³
- Home Care Services: There are 873 organisations operating 2,599 home care services.³
- Home Support Outlets: 1,456 organization's operating 3,542 home support outlets.³
- **Visionflex** collaborates with 80+ organisations in Aged/Home care, providing patients, loved ones, and caregivers access to safe, high-quality care anytime, anywhere.

RESOURCE SECTOR

- Global operations in remote and challenging environments where workforce health and well-being is critical to operations.
- Significant employee healthcare management programs in place to manage staff health & productivity and costly evacuations.
- After successful trials with ExxonMobil, virtual care services were implemented across Melbourne, the Longford Gas Plant, and offshore platforms in Bass Strait.

CORRECTIONAL FACILITIES

- There are 116 custodial correctional facilities across Australia⁴ which ensure that inmates are supervised and managed in a secure, safe and humane manner.
- Correctional facilities are often located in remote areas, with reduced access to hospitals, physicians and medical personnel
- Justice Health is a key customer of **Visionflex**.

1. <https://www.naccho.org.au/>

2. https://www.health.gov.au/sites/default/files/documents/2022/03/budget-2022-23-investing-in-the-health-of-aboriginal-and-torres-strait-islander-peoples_0.pdf

3. https://www.aph.gov.au/About_Parliament/Parliamentary_departments/Parliamentary_Library/pubs/rp/rp1819/Quick_Guides/AgedCare2019

4. <https://www.aihw.gov.au/reports/australias-welfare/adults-in-prison>

Visionflex Group

Business model & financial overview



Distribution model: multiple channels to market

BUSINESS DEVELOPMENT

- Four senior specialists with deep domain expertise in key verticals.
- Direct relationships with enterprise & government clients leveraging extensive network within medical industry.
- Consultation lead value proposition with niche industry expertise rather than generic sales approach.
- Domain expertise allows us to serve target markets in a manner which is difficult for general focused participants to do.
- Variable remuneration linked to volume and margin, aligning activity to strategic objectives.
- Regular attendance at medical trade & scientific events to expand opportunities.

CLIENT SUCCESS

- Two client success specialists who manage enterprise clients.
- Activity driving high satisfaction & referrals.
- Key pillar of expansion opportunities and increased recurring revenue working with BD team.
- Critical feedback loop to product development strategy & valuable enhancements.

DIGITAL MARKETING

- Underutilised to date with new content led strategy launching in Q4 FY24.
- Targeted sponsorship of key vertical digital publications & website facilitates lead gen.
- Digital lead gen from web & social progressed by BD team.

STRATEGIC PARTNERSHIPS

- Strategic partnership opportunities exist across health ecosystem.
- Well placed to grow market share through an established pipeline of opportunities.
- Initial focus to progress established pipeline in corporate, pharmacy & retail.

AGENCY PARTNERSHIPS

- Underutilised to date with new agency relationships for software & proprietary hardware.
- Capital light distribution model to significantly grow international market share without risk of direct operations.
- Initial focus on Americas, Europe, Asia.

Extensive industry relationships with deep domain expertise

Tailored solutions for key verticals offers unique value proposition

Untapped growth opportunities through strategic partnerships

International expansion



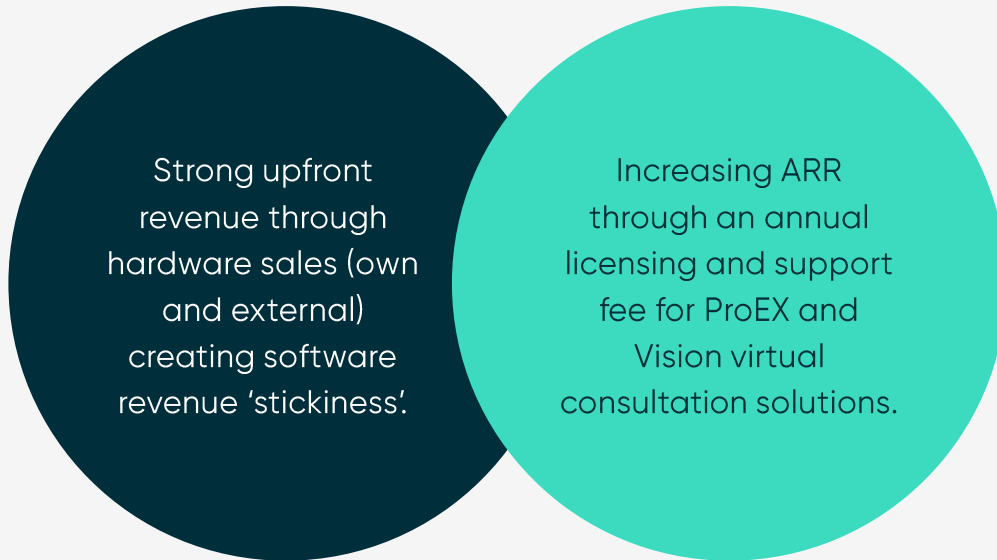
Over \$1M in revenue generated from Americas, Europe and Asia.

Untapped growth opportunities through strategic partnerships.

Initial focus on accelerating growth in the Americas, Europe and Asia.

Visionflex revenue model

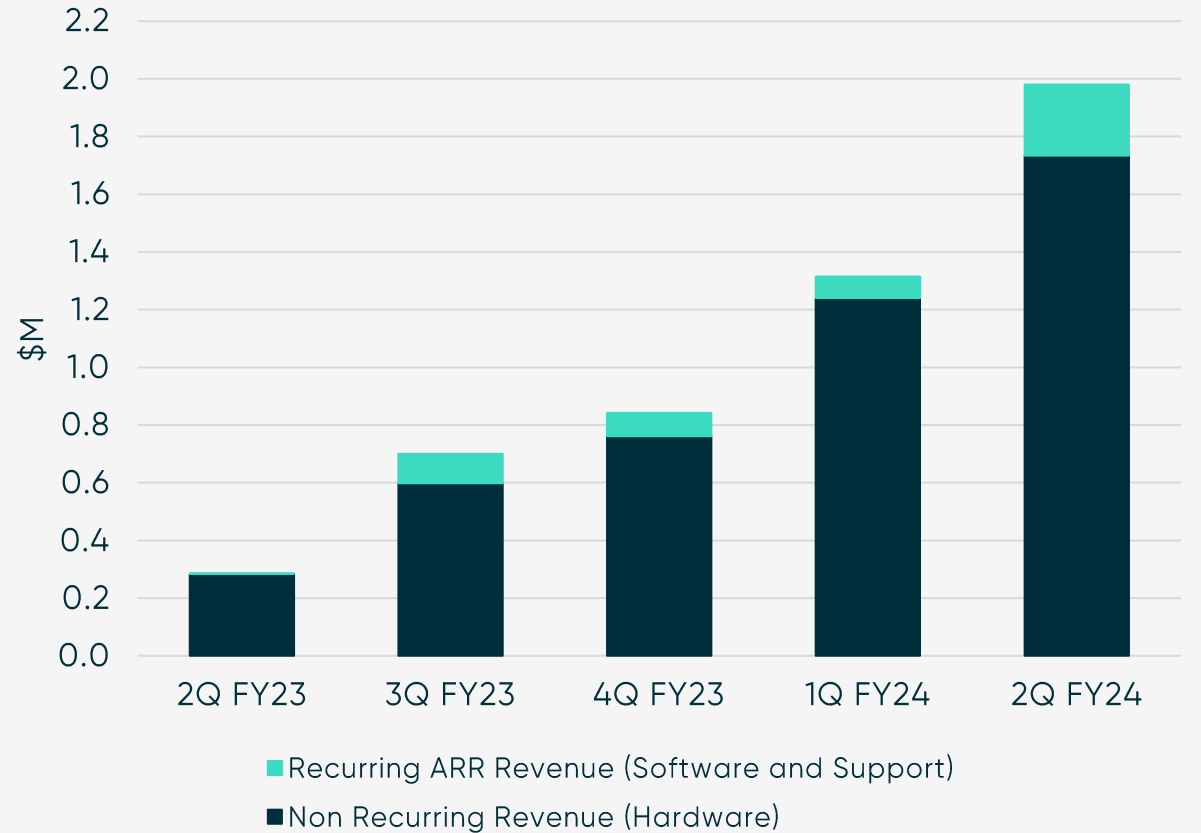
REVENUE STREAMS



Strategic focus is to substantially increase ARR over the next 12 months.

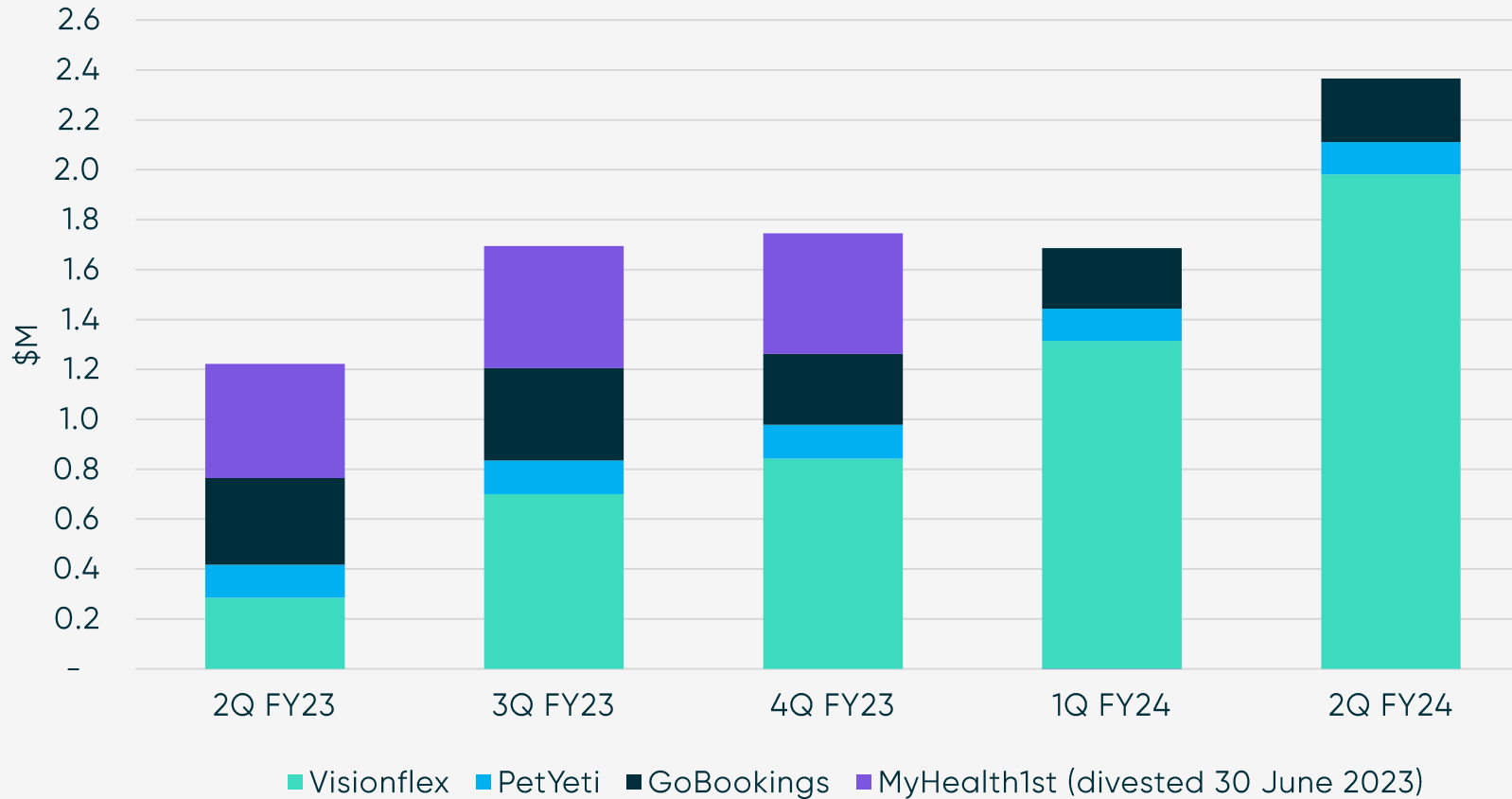
1. Reflects the preliminary unaudited results for 1H FY24.

REVENUE MIX BY STREAM¹



Divisional revenue contribution

REVENUE MIX BY DIVISION¹



1. Reflects the preliminary unaudited results for 1H FY24.

Consolidated revenue for 2Q FY24 increased by \$1.2M or 94% from 2Q FY23.

Consolidated revenue for 2Q FY24 increased by \$0.7M or 40% from 1Q FY24.

Swift acceleration in the Visionflex division's contribution to the Company's overall revenue composition.

Revenue contribution from loss making MyHeath1st already more than replaced by the contribution from Visionflex.

Declining revenue contribution over the past 6 months from the PetiYeti and Gobookings businesses.

1H FY24 unaudited results summary

	1H FY24 (\$M)*	1H FY23 (\$M)	CHANGE (%)
Revenue	4.1	3.1	30%
Operating expenses	(4.5)	(6.3)	(28%**
Loss before tax/non-cash items/non operating activities	(0.4)	(3.2)	(86%**
Non-cash expenses/non operating activities			
Share based payment expense	(0.3)	0.1	(357%)
Depreciation/amortisation expense	-	-	-
Finance costs	(0.4)	(0.3)	32%
Other non operating income/(expense)	0.3	-	4,201%
Net loss before tax benefit	(0.8)	(3.4)	(74%**
Income tax benefit	0.3	0.1	335%
Net loss after tax benefit	(0.5)	(3.3)	(84%**

(*) Reflects the preliminary unaudited results for 1H FY24.

(**) Improvement on comparative period (1H FY23) results.

The Company is committed to concentrating on products with high gross margins, consistently refining its revenue mix and pricing strategy to attain this objective.

During 1H FY24, the company successfully achieved robust top-line revenue growth of 30% while concurrently implementing measures to reduce operating costs which decreased by 28%.

The reported financial results encompass both the results derived from ongoing operations and the influence of the discontinued operation, MyHealth1st, divested on 30 June 2023.

Finance costs reflect the interest payable on converting notes.

Other non-operating income for 1H FY24 includes \$0.3M from the divestment of MH1 in FY23.

The company continues to carry forward significant unutilised tax losses and has accrued the anticipated refundable R&D tax offset in both periods. In November 2023, the company received a \$0.6M refund related to its FY23 R&D tax return.

Financial highlights



Revenue growth

Consolidated revenue of \$4.1M¹ for 1H FY24 which reflects growth of 30% from the \$3.1M of revenue generated in the comparative 1H FY23 period.



Increasing SaaS contribution

Recurring revenue continues to grow quarter on quarter, as new clients purchase the [Visionflex](#) solution and existing clients upgrade to new products.



High quality clients

Underpinned by Government and large enterprise clients, fuelled by growing healthcare expenditure.



Operating efficiency

Strong top line revenue growth during 1H FY24, whilst reducing operating costs by 28% with the operating ratio improving from 200% in 1H FY23 to 111% in 1H FY24.



Improving bottom line

Improved after-tax loss for 1H FY24 of \$0.5M¹ compared with \$3.3M in 1H FY23.



Financial position

Targeting key verticals, new geographies and strategic partnerships aligned to growth in the global virtual care market to ~A\$500B² in 2030.

1. Reflects the preliminary unaudited results for 1H FY24.
2. [Fortune Business Insights](#)

Important notices

This business update presentation (Presentation) has been prepared by Visionflex Group Limited ACN 138 897 533 (ASX:VFX) (**Company**) and is dated **8 February 2024**.

Acceptance

The information in this Presentation remains subject to change without notice. By accepting this Presentation, you agree to be bound by the following limitations and conditions.

Summary information

This Presentation contains summary information about the Company, its subsidiaries and their activities which is current as at the date of this Presentation (unless otherwise noted) and the information in this Presentation remains subject to change without notice. The information in this Presentation is of a general nature and does not purport to be complete nor does it contain all the information which a prospective investor may require in evaluating a possible investment in the Company or that would be required in a prospectus or product disclosure statement prepared in accordance with the requirements of the *Corporations Act 2001 (Cth)* or the securities laws of any other jurisdiction.

This Presentation should be read in conjunction with the Company's other periodic and continuous disclosure announcements lodged on the Australian Securities Exchange (ASX) which are available at www.asx.com.au or www.visionflex.com.au

Not an offer

This Presentation is not a prospectus, product disclosure document or other offering document in relation to securities under Australian law. It has not been and will not be filed with or approved by any regulatory authority in Australia, including the Australian Securities and Investments Commission (ASIC), or any other jurisdiction. This Presentation does not constitute and should not be considered as an offer, invitation or recommendation to subscribe for or purchase any security in the Company in any jurisdiction. The distribution of this document in jurisdictions outside Australia may be restricted by law. If you are outside Australia, you may not be a person to whom an offer of securities in the Company may lawfully be made under the applicable laws in the jurisdiction in which you are situated without registration, lodgement or approval of a formal disclosure document or other filing in accordance with the laws of that foreign jurisdiction. Any such restrictions should be observed.

Not investment advice

This Presentation does not constitute investment or financial product advice (nor tax, accounting or legal advice) or any recommendation to acquire any securities in the Company. Neither this Presentation nor anything contained in it forms the basis of any contract or commitment and no agreement to subscribe for securities will be entered into on the basis of this Presentation. This Presentation does not take into account any recipient's individual investment objectives, financial situation or particular needs. Before making an investment decision, prospective investors should consider the appropriateness of the information having regard to their own investment objectives, financial situation and needs and seek legal, accounting and taxation advice appropriate to their jurisdiction. An investment in the Company is considered speculative in nature and is subject to known and unknown risks, some of which are beyond the control of the Company. Before making any investment decision in connection with the acquisition of securities in the Company, investors should consult their own legal, tax, and/or financial advisers in relation to the information in, and action taken on the basis of, this Presentation and the Company more generally. The Company does not guarantee any particular rate of return or the performance of the Company, or the repayment of capital and nor does it guarantee any particular tax treatment.

Financial information

The historical financial information in this Presentation is, or is based upon, information that has been lodged with the Australian Securities Exchange (ASX). This Presentation should be read in conjunction with the Company's 1H FY23 interim report and its accompanying notes.

In this Presentation, all dollar values are in Australian dollars (A\$), unless otherwise stated.

A number of figures, amounts, percentages, estimates, calculations of values and fractions in this Presentation are subject to the effect of rounding. Accordingly, the actual calculations of these figures may differ from the figures set out in this Presentation.

Past performance

Statements about past performance in this presentation is given for illustrative purposes only and cannot be relied upon as an indicator of, and provides no guidance as to, future performance of the Company.

Forward-looking statements

This Presentation may contain certain forward-looking statements and comments about future events, including the outcome and effects. Forward-looking statements can generally be identified by the use of words such as 'project', 'foresee', 'plan', 'expect', 'aim', 'intend', 'anticipate', 'believe', 'estimate', 'may', 'should', 'will' or similar expressions. Forward-looking statements involve known and unknown risks, significant uncertainties, assumptions, contingencies, and other factors, many of which are outside the control of the Company, are subject to change without notice, and may involve significant elements of subjective judgement and assumptions as to future events which may or may not be correct, and which may cause the actual results or performance of the Company to be materially different from any results or performance expressed or implied by such forward-looking statements. Such forward-looking statements speak only as of the date of this Presentation. Forward looking statements should not be relied on as an indication or guarantee of future performance.

No representation, warranty or undertaking is made that any projection, forecast, assumption or estimate contained in this Presentation should or will be achieved. Recipients of this Presentation must conduct their own independent investigation, evaluation and analysis of the matters and data set out in this Presentation and other publicly available information about the Company, and rely entirely on such investigation and analysis.

Disclaimer

To the maximum extent permitted by law, no representation, warranty or undertaking (express or implied) is made, and no responsibility is accepted by the Company or any of its affiliates, related bodies corporate, partners, shareholders, directors, officers, employees, representatives, consultants or advisers or any other person (Parties) as to the adequacy, accuracy, completeness or reasonableness of any statement or any of the information contained in or referred to in this Presentation or as to any other related matter. To the maximum extent permitted by law, none of the Parties takes any responsibility for any loss, damage or cost suffered as a result of any inadequacy, incompleteness or inaccuracy in any such statement or information.

Except as required by law or regulation (including the ASX Listing Rules), the Company does not undertake to provide any additional or updated information, whether as a result of new information, future events, results or otherwise, in relation to any information in this Presentation, including any forward-looking statement.

To the maximum extent permitted by law, the Parties do not accept any liability to any person for any direct, indirect or consequential loss, damage or cost arising from the use of this material. This Presentation is not a recommendation by any of the Parties that any recipient invest in the Company.

Photographs and Diagrams

Photographs used in this Presentation which do not have descriptions are for illustration only and should not be interpreted to mean that any person shown endorses this Presentation or its contents or that the assets shown in them are owned by the Company. The photographs contained in this Presentation are the property of or are licensed to the Company and are protected under copyright laws. No permission is granted for the reproduction of these photographs outside of their appearance in this Presentation. Diagrams in this Presentation have been prepared by the Company and are illustrative only and may not be drawn to scale. Unless otherwise stated, all data contained in charts, graphs and tables is based on information available at the date of this Presentation.

Visionflex Group

Visionflex Group Limited
Unit 1, 8 Prosperity Parade,
Warriewood NSW 2102

VISIONFLEX.COM.AU

Joshua Munday

CHIEF EXECUTIVE OFFICER

E: jmunday@visionflex.com

