

Deal Name: **Driver Australia Seven**

Issuer: Perpetual Corporate Trust Limited (ABN 99 000 341 533)
of Level 18, 123 Pitt Street,
Sydney NSW 2000 Australia
in its capacity as trustee of the Driver Australia Seven Trust.

Originator of the Receivables: Volkswagen Financial Services Australia Pty Ltd

Seller of the Receivables: Volkswagen Financial Services Australia Pty Ltd

Servicer name: Volkswagen Financial Services Australia Pty Ltd

Reporting Entity: Volkswagen Financial Services Australia Pty Ltd
ABS Operations
(Physical Address)
Level 1, 24 Muir Road,
Chullora NSW 2190
(Postal Address)
Locked Bag 4002
Chullora NSW 2190

Contact: Phone: +61 2 9751 6257
Fax: +61 2 9695 6399
Email: ABSOperations.Australia@vwfs.com.au

Corporate Service Provider: Perpetual Corporate Trust Limited
(ABN 99 000 341 533)
of Level 18, 123 Pitt Street,
Sydney NSW 2000 Australia in its personal capacity.



Contents

Page	Table of Contents
1	Cover
2	Contents
3	Reporting Details
4	Parties Overview
5	Transaction Events I
6	Transaction Events II
7	Transaction Events III
8	Information regarding the Notes I
9	Information regarding the Notes II
10	Cash Collateral Account
11	Credit Enhancement
12	Swap Fixing / Waterfall
13	Retention of Net Economic Interest
14	Amortisation Profile I
15	Amortisation Profile II
16	Run Out Schedule I
18	Run Out Schedule II
19	Outstanding Contracts I
21	Outstanding Contracts II
22	Arrears
24	Net Salvage Loss
25	Net Salvage After Recoveries
26	Prepayments
27	Pool Data I
29	Pool Data II
30	Pool Data III
32	Pool Data IV
34	Pool Data V
36	Pool Data VI
37	Pool Data VII
43	Pool Data VIII
45	Pool Data IX
47	Hardship Extensions
48	Engine Type
50	Contract Level Data

Reporting Details

Deal Overview

Pool Cut Date	31/10/2021	Publication Date:	16/02/2024 (16th of each month)
Scheduled Date of Clean-Up-Call	09/2025	Payment Date:	21/02/2024 (21st of each month)
Legal Maturity Date	21/01/2030	Reporting Date:	31/01/2024
Issue Date	22/11/2021	Asset Collection Period:	from 01/01/2024 until 31/01/2024
Period No.:	27	Interest Accrual Period	from 22/01/2024 until 21/02/2024
Reporting frequency:	Monthly	Note Payment Period:	from 22/01/2024 until 21/02/2024
Next Payment Date:	21/03/2024	Days accrued:	30

Vehicle Type at Pool Cut	Number of Contracts	Percentage of Contracts	Outstanding Discounted Receivables Balance	Percentage Outstanding Discounted Receivables Balance
New	10,680	70.07%	463,158,976.27 AUD	77.19%
Used	4,561	29.93%	136,866,121.79 AUD	22.81%
Total	15,241	100.00%	600,025,098.06 AUD	100.00%

Credit Type at Pool Cut	Number of Contracts	Percentage of Contracts	Outstanding Discounted Receivables Balance	Percentage Outstanding Discounted Receivables Balance
Chattel Mortgage	9,371	61.49%	414,965,143.56 AUD	69.16%
Consumer Loan	5,870	38.51%	185,059,954.50 AUD	30.84%
Total	15,241	100.00%	600,025,098.06 AUD	100.00%

Parties Overview

<p>Lead Managers:</p> <p>Australia and New Zealand Banking Group Limited (ABN 11 005 357 522) ANZ Tower 242 Pitt Street Sydney, NSW 2000 Australia</p> <p>Bank of America Merrill Lynch (which is the trading name of Merrill Lynch International) (ARBN 125 336 567) Merrill Lynch Financial Centre 2 King Edward Street London EC1A 1HQ United Kingdom</p>	<p>Security Trustee:</p> <p>P.T. Limited (ABN 67 004 454 666) Level 18 123 Pitt Street Sydney NSW 2000 Australia</p>
<p>Trustee:</p> <p>Perpetual Corporate Trust Limited (ABN 99 000 341 533) of Level 18, 123 Pitt Street, Sydney NSW 2000 Australia in its capacity as trustee of the Driver Australia Seven Trust.</p>	<p>Trust Manager:</p> <p>Perpetual Nominees Limited (ABN 37 000 733 700) of Level 18, 123 Pitt Street, Sydney NSW 2000 Australia in its capacity as the trust manager for the Driver Australia Seven Trust</p>
<p>Sub Trust Manager:</p> <p>Volkswagen Financial Services Australia Pty Limited (ABN 20 097 071 460) Level 1, 24 Muir Road, Chullora, NSW 2190</p>	<p>Account Bank:</p> <p>Australia and New Zealand Banking Group Limited (ABN 11 005 357 522) ANZ Tower 242 Pitt Street Sydney, NSW 2000 Australia</p>
<p>Clearing Systems:</p> <p>Austraclear Limited 30-32 Grosvenor Street. Sydney, NSW 2000</p>	<p>Swap Counterparty:</p> <p>ING Bank N.V. (ID 26 300 892 1) Bijlmerdreef 106 1102 CT Amsterdam The Netherlands</p>
<p>Servicer:</p> <p>Volkswagen Financial Services Australia Pty Limited (ABN 20 097 071 460) Level 1, 24 Muir Road, Chullora, NSW 2190 email: ABSOperations.Australia@vwfs.com.au phone: +61 2 9751 6257</p>	<p>Rating Agencies:</p> <p>Fitch Ratings Attn.: Australia Surveillance Suite 15.01, Level 15, 135 King Street Sydney, NSW 2000 Australia email: australia.surveillance@fitchratings.com</p> <p>Moody's Attn.: Monitor Sydney Level 10, 1 O'Connell Street Sydney, NSW 2000 Australia email: Monitor.Sydney@moodys.com</p>

Transaction Events (I)

Clean-Up Call Condition

Percentage of Current Outstanding Discounted Receivables Balance	37.28%	
Min. Percentage of Outstanding Discounted Receivables Balance	10.00%	The Clean-Up-Call Condition is expected to be reached in 09/2025.

Clean-Up Call

VWFS Australia will have the right at its option to exercise a Clean-Up Call and to repurchase all (but not only some) of the Purchased Receivables from the Issuer at any time when the then outstanding Aggregate Discounted Receivables Balance is less than ten (10) per cent. of the Aggregate Cut-off Date Discounted Receivables Balance and, assuming the Transaction Documents are given full effect, all payment obligations under the Notes, including principal and accrued interest, will thereby be fulfilled in accordance with the Order of Priority (the Clean-up Call Conditions).

Repurchase of Receivables	Number of contracts	% of Contracts	Outstanding Discounted Receivables Balance	% of Outstanding Discounted Receivables Balance	Interest Compensation Payment	Re-Purchase Price
Current Period	-	0.00%	- AUD	0.00%	- AUD	- AUD
Previous Periods	-	0.00%	- AUD	0.00%	- AUD	- AUD
Total	-	0.00%	- AUD	0.00%	- AUD	- AUD

If a repurchase of receivables occurred, it would only result from non-eligibility as of the respective Pool Cut Date (which has been discovered at a later stage), a Legitimate Repudiation of a Receivables Contract, a Reloaded Contract or a Flat-Cancelled Contract.

Transaction Party Replacements

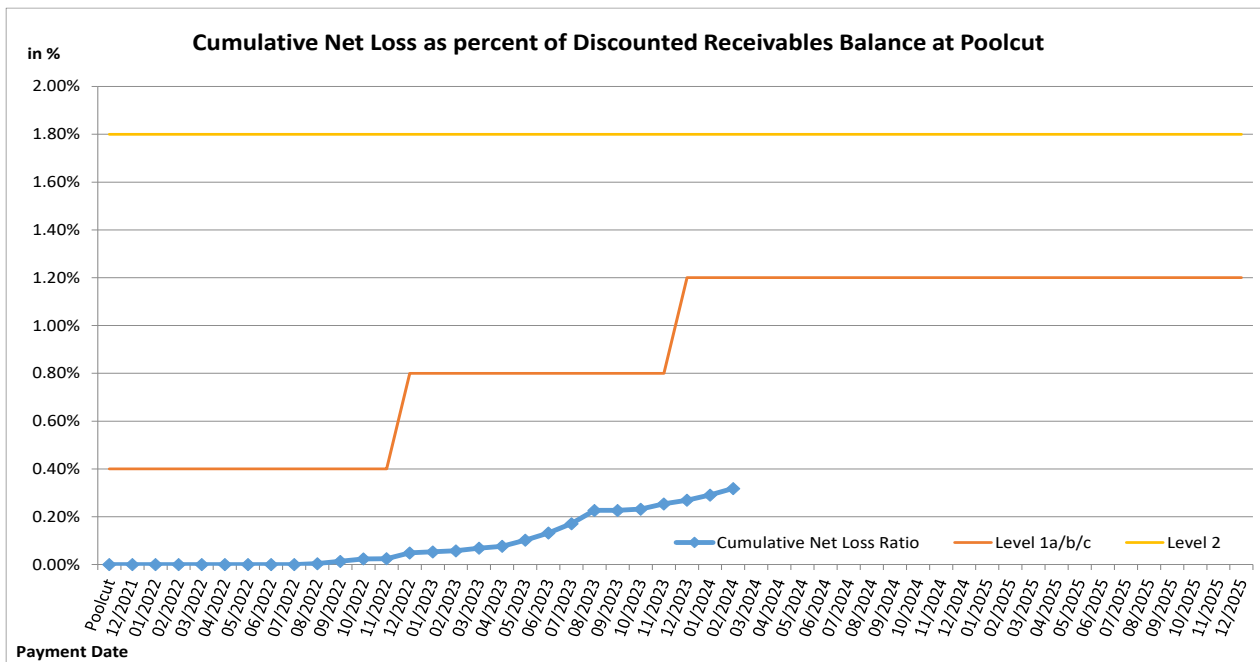
Capacity of Transaction Party	Date of Replacement	Reason for Replacement	Replaced Party	Replaced by

Transaction Events (II)

Credit Enhancement Increase Conditions

Level 1a Credit Enhancement Increase Condition - Cumulative Net Losses do not amount to 0.4% for any Payment Date prior to or during Nov 2022	NO
Level 1b Credit Enhancement Increase Condition - Cumulative Net Losses do not amount to 0.8% for any Payment Date from Dec 2022 but prior to or during Nov 2023	NO
Level 1c Credit Enhancement Increase Condition - Cumulative Net Losses do not amount to 1.2% for any Payment Date after Nov 2023	NO
Level 2 Credit Enhancement Increase Condition - Cumulative Net Losses do not amount to 1.8% for any Payment Date	NO

Net losses	Net Loss Amount
Net Salvage Loss registered in current Period	162,393.21 AUD
Cumulative Net Salvage Loss incl. current Period	1,907,840.47 AUD
Cumulative Net Salvage Loss as of the End of the Monthly Period	1,907,840.47 AUD
Discounted Balance as of Pool Cut Date	600,025,098.06 AUD
Cumulative Net Loss as percentage of Discounted Receivables Balance at Pool Cut	0.31796%



Transaction Events (III)

Account Bank:

Australia and New Zealand Banking Group Limited

Current Rating *

Minimum required Rating (if no short term Rating available, the higher long term rating is applicable)

or

Fitch			Moody's		
Long Term	Short Term	Outlook	Long Term	Short Term	Outlook
A+	F1	Stable	Aa3	P-1	Stable
-	F1	-	A2	P-1	-
A	-	-	A2	P-1	-

If the Account Bank ceases to have the Account Bank Required Rating it shall, at its own cost,

(i) transfer the accounts to an Eligible Collateral Bank, or

(ii) provide a guarantee from an Eligible Guarantor, or

If none of the measures is taken within a given timespan, the Issuer may enter into new banking arrangements at its own initiative with another Account Bank.

(Please refer to the Prospectus for a complete description of the mechanism)

Required Rating:

Fulfilled

Swap Counterparty

ING Bank N.V.

Current Rating *

Minimum required Rating for Class A Notes

Minimum required Rating for Class B Notes

Fitch			Moody's		
Long Term	Short Term	Outlook	Long Term	Short Term	Outlook
AA-	F1+	Stable	A1	P-1	Stable
A	F1	-	A3	-	-
-	-	-	A3	-	-

If the Swap Bank falls below the above mentioned Minimum Rating (Level I) it shall provide Eligible Credit Support by means of Cash or certain types of Prime Debt Obligations

If the Swap Bank ceases to have the even lower Rating as an Eligible Swap Counterparty (Level II) it shall, at its own cost,

(i) transfer all rights and obligations under the Swap Agreement to another Eligible Swap Partner or

(ii) provide a guarantee from an Eligible Guarantor.

If none of the measures is taken within a given timespan, the Issuer may enter into new arrangements at its own initiative with another Swap Bank.

(Please refer to the Prospectus for a complete description of the mechanism)

Required Rating:

Fulfilled

Servicer

Volkswagen Financial Services Australia Pty Ltd

If the Monthly Remittance Condition is satisfied, VWFS Australia, as the Servicer, is required to pay collections of the Purchased Receivables (including proceeds from the disposition of any Financed Objects) received by it during each Monthly Period into the Distribution Account in a single deposit no later than the Payment Date for that Monthly Period.

If the Monthly Remittance Condition is not met, the Servicer must remit collections received by it in respect of the Purchased Receivables in accordance with the procedure outlined in detail in "ADMINISTRATION OF THE PURCHASED RECEIVABLES UNDER THE SERVICING AGREEMENT - Commingling".

Monthly
Remittance
Condition:

Fulfilled

Information regarding the Notes I

Rating at Issue Date	Class A	Class B
Moody's	Aaa (sf)	Aa2 (sf)
Fitch	AAAsf	NRsf

Current Rating	Class A	Class B
Moody's	Aaa (sf)	Aa1 (sf)
Fitch	AAAsf	NRsf

Information on Notes	Class A	Class B
Legal maturity date	21/01/2030	21/01/2030
Scheduled Clean Up Call	Sep 2025	Sep 2025
ISIN:	AU3FN0063434	AU3FN0063442
Common Code:	239718256	239718272
Nominal Amount	100,000.00 AUD	100,000.00 AUD

Information on Interest	Class A	Class B
Spread/ Margin	70 bps	100 bps
Index Rate	1-Month-BBSW	1-Month-BBSW
Fixed/Floating	floating	floating
Current Coupon	1-Month-BBSW + 70	1-Month-BBSW + 100
Day Count Convention	actual/365	actual/365

Information regarding the Notes II

Monthly Period:	01/2024
Payment Date:	21/02/2024
Interest Accrual Period (from/until)	from 22/01/2024 until 21/02/2024
Days accrued	30
Index Rate	1-Month-BBSW
Base Interest Rate:	4.3039%
Day Count Convention	actual/365

Interest Payments	Class A	Class B
Total Interest Amount of the Reporting Period	711,767.24 AUD	81,561.02 AUD
Paid Interest	711,767.24 AUD	81,561.02 AUD

Unpaid Interest	Class A	Class B
Unpaid Interest in the Reporting Period	- AUD	- AUD
Cumulative unpaid Interest	- AUD	- AUD

Note Balance	Class A	Class B
Note Balance as of Poolcut	526,200,000.00 AUD	33,000,000.00 AUD
Note Balance as of the Beginning of the Period	173,061,707.52 AUD	18,709,359.90 AUD
Redemption Amount per Class	7,513,451.94 AUD	812,258.70 AUD
Class Balance as of the End of the Period	165,548,255.58 AUD	17,897,101.20 AUD

Payments to Investors per note	Class A	Class B
Interest Per Note	135.27 AUD	247.15 AUD
Principal Repayment by note	1,427.87 AUD	2,461.39 AUD
Number of Notes	5,262	330
Note Factor	0.3146109	0.5423364

Overcollateralisation Percentage	Class A	Class B
Initial OC Percentage at Poolcut	12.3037%	6.8039%
Current OC Percentage	26.0000%	18.0000%
Target OC Percentage	26.0000%	18.0000%

Subordinated Loan	
Balance as of the Beginning of the Period	33,391,578.51 AUD
Regular Redemption from Waterfall	1,687,324.39 AUD
Redemption from Cash Collateral Account	- AUD
Balance as of the End of the Period	31,704,254.12 AUD

Cash Collateral Account

Cash collateral account (CCA)	Value
CCA Opening Balance - Initial balance at poolcut	7,200,000.00 AUD
Balance as of the beginning of the period	6,000,000.00 AUD
Specified General Cash Collateral Account Balance	6,000,000.00 AUD
the greater of: 1.20 per cent of the Aggregate Discounted Receivables Balance as of the end of the Monthly Period; and	2,684,566.16 AUD
the lesser of: \$6,000,000; and	6,000,000.00 AUD
the aggregate outstanding principal amount of the Class A Notes and Class B Notes as of the end of the Monthly Period	191,771,067.42 AUD
Payments	- AUD
General payment from CCA	- AUD
General payment to CCA	- AUD
Balance as of the end of the period	6,000,000.00 AUD

Credit Enhancement

Credit Enhancement as of Poolcut Date	% of Aggregate Discounted Receivables Balance	Value
Class B Note	5.50%	33,000,000.00 AUD
Subordinated Loan	5.80%	34,825,098.06 AUD
Overcollateralisation	1.00%	6,000,000.00 AUD
Cash Collateral Account	1.20%	7,200,000.00 AUD

Cash Collateral Account (CCA)	Value	in % of Outstanding Discounted Receivables Balance as of Poolcut Date
Initial Balance at Poolcut	7,200,000.00 AUD	1.20%
Initial Targeted Balance at Poolcut	7,200,000.00 AUD	1.20%
Current Targeted Balance	6,000,000.00 AUD	1.00%
Balance as of the Beginning of the Period	6,000,000.00 AUD	1.00%
Payment from CCA	- AUD	0.00%
Payment to CCA	- AUD	0.00%
Balance as of the End of the Period	6,000,000.00 AUD	1.00%

Calculation of Credit Enhancement

Initially, Driver Australia Seven's Credit Enhancement consists of the respective Note Issue in comparison to the Discounted Receivables Balance as of Poolcut, minus any Senior Debt Issuance. This 'Overcollateralisation' (i.e. Credit Enhancement excluding the Cash Collateral Account) is specific for each Note Series and increases with its seniority.

Subsequently, the 'Overcollateralisation' is calculated (as an Overcollateralisation Percentage) on a monthly basis, all on end of month figures. Considering the seniority of the respective Note Series, redemption is made until a Target Overcollateralisation Percentage has been reached. All remaining funds will be used to perform payments in the more junior positions of the Order of Priority.

The Target OC percentages for each Note Class are determined subject to 3 items:

- They will increase in 2 steps in case the Cumulative Net Loss Ratio exceeds a certain level and Credit Enhancement Increase Condition is met.
- They will increase to 100% if the Aggregate Discounted Receivables Balance falls below 10.00% of the Aggregate Discounted Receivables Balance at Cut-Off Date (without a Clean-Up Call being exercised).
- A Foreclosure Event causes the transaction to switch into sequential payment mode, in which case the OC Percentages will not determine the maximum redemption amount and may be exceeded.

In addition, there is the 'General Cash Reserve', in the form of a Cash Collateral Account, which is in principle to the benefit of all Tranches over the entire lifetime of the transaction.

Swap Fixing / Waterfall

Amortising Interest Rate Swap	Class A	Class B
Initial Principal	526,200,000.00 AUD	33,000,000.00 AUD
Underlying Principal for Reporting Period	173,061,707.52 AUD	18,709,359.90 AUD
Paying Leg	Fixed Interest Rate	Fixed Interest Rate
Receiving Leg	Floating Interest Rate	Floating Interest Rate
Net Swap Payments - Net Swap Receipts	(494,719.02 AUD)	(51,438.95 AUD)

Available Distribution Amount Calculation	Payment to waterfall position	Remaining Amount
1) i) Available Collections Amount from Contracts	11,168,992.73 AUD	11,168,992.73 AUD
1) ii) Available Collections - Interest on Trust Account	26,160.51 AUD	11,195,153.24 AUD
2) Drawings From Cash Collateral Account as provided for in clause 12.1 of the Issue Supplement	- AUD	11,195,153.24 AUD
3) i) Net Swap Receipts - Class A	494,719.02 AUD	11,689,872.26 AUD
3) ii) Net Swap Receipts - Class B	51,438.95 AUD	11,741,311.21 AUD
4) Damages and Indemnity Payments to Issuer	- AUD	11,741,311.21 AUD
5) Other Reimbursement Amounts	- AUD	11,741,311.21 AUD
6) Buffer Release Amount	(547,888.34 AUD)	11,193,422.87 AUD
Remaining Rounding Amount (M-1)	16.49 AUD	11,193,439.36 AUD

Waterfall	Payment to waterfall position	Remaining Amount
Available Distribution Amount	- AUD	11,193,439.36 AUD
1) Trust Beneficiary \$1	(1.00 AUD)	11,193,438.36 AUD
2) Taxes	- AUD	11,193,438.36 AUD
3) Trust Fees & Expenses and Servicer Fees	(203,622.82 AUD)	10,989,815.54 AUD
4. a) Net Swap Payments - Class A Notes	- AUD	10,989,815.54 AUD
4. b) Net Swap Payments - Class B Notes	- AUD	10,989,815.54 AUD
5. a) Interest accrued in prev. month - Class A	(711,767.24 AUD)	10,278,048.30 AUD
5. b) Interest Shortfalls from prior months - Class A	- AUD	10,278,048.30 AUD
6. a) Interest accrued in prev. month - Class B	(81,561.02 AUD)	10,196,487.28 AUD
6. b) Interest Shortfalls from prior months - Class B	- AUD	10,196,487.28 AUD
7) Payment to Cash Collateral Account	- AUD	10,196,487.28 AUD
8) Principal Payment - Class A	(7,513,451.94 AUD)	2,683,035.34 AUD
9) Principal Payment - Class B	(812,258.70 AUD)	1,870,776.64 AUD
Remaining Rounding Amount (Current Period)	(11.73 AUD)	1,870,764.91 AUD
10) Penalties, Costs, Expenses, Damages, Losses or Liabilities	- AUD	1,870,764.91 AUD
11) Other Payment to Swap Counterparties	- AUD	1,870,764.91 AUD
12) Subordinated Loan Accrued and Unpaid Interest	(183,440.52 AUD)	1,687,324.39 AUD
Interest Accrued this period on the Subordinated Loan	(183,440.52 AUD)	1,687,324.39 AUD
Unpaid Interest on the Subordinated Loan	- AUD	1,687,324.39 AUD
13) Subordinated Loan Principal	(1,687,324.39 AUD)	- AUD
14) Surplus Income Distribution to Beneficiary of the Trust	- AUD	- AUD

Distribution of Cash Collateral Account surplus	Payment	Remaining Amount
Payment from CCA	- AUD	- AUD
Payment of Interest Accrued this period on the Subordinated Loan	- AUD	- AUD
Payment of Unpaid Interest on the Subordinated Loan	- AUD	- AUD
Payment in respect of regular redemption to subordinated lender	- AUD	- AUD
Distribution to Beneficiary of the Trust	- AUD	- AUD

Retention of Net Economic Interest

Period	Poolcut	Balance as at Current Period
Total Assets	684,926,843.21 AUD	241,030,961.03 AUD
Nominal Receivables Balance	684,926,843.21 AUD	241,030,961.03 AUD
First loss piece	48,025,098.06 AUD	46,268,489.78 AUD
Subordinated Loan balance	34,825,098.06 AUD	31,704,254.12 AUD
Overcollateralisation	6,000,000.00 AUD	8,564,235.66 AUD
General Cash Collateral Account balance	7,200,000.00 AUD	6,000,000.00 AUD
Actual retention	7.01%	19.20%

In its capacity as originator and original lender, VWFSA complies with the retention requirement of a material net economic interest in accordance with Article 6 (3) (d) of the European Securitisation Regulation.

By adhering to Article 6 (3) (d) of the European Securitisation Regulation, VWFSA will keep the exposures designated for retention on its balance sheet on an ongoing basis.

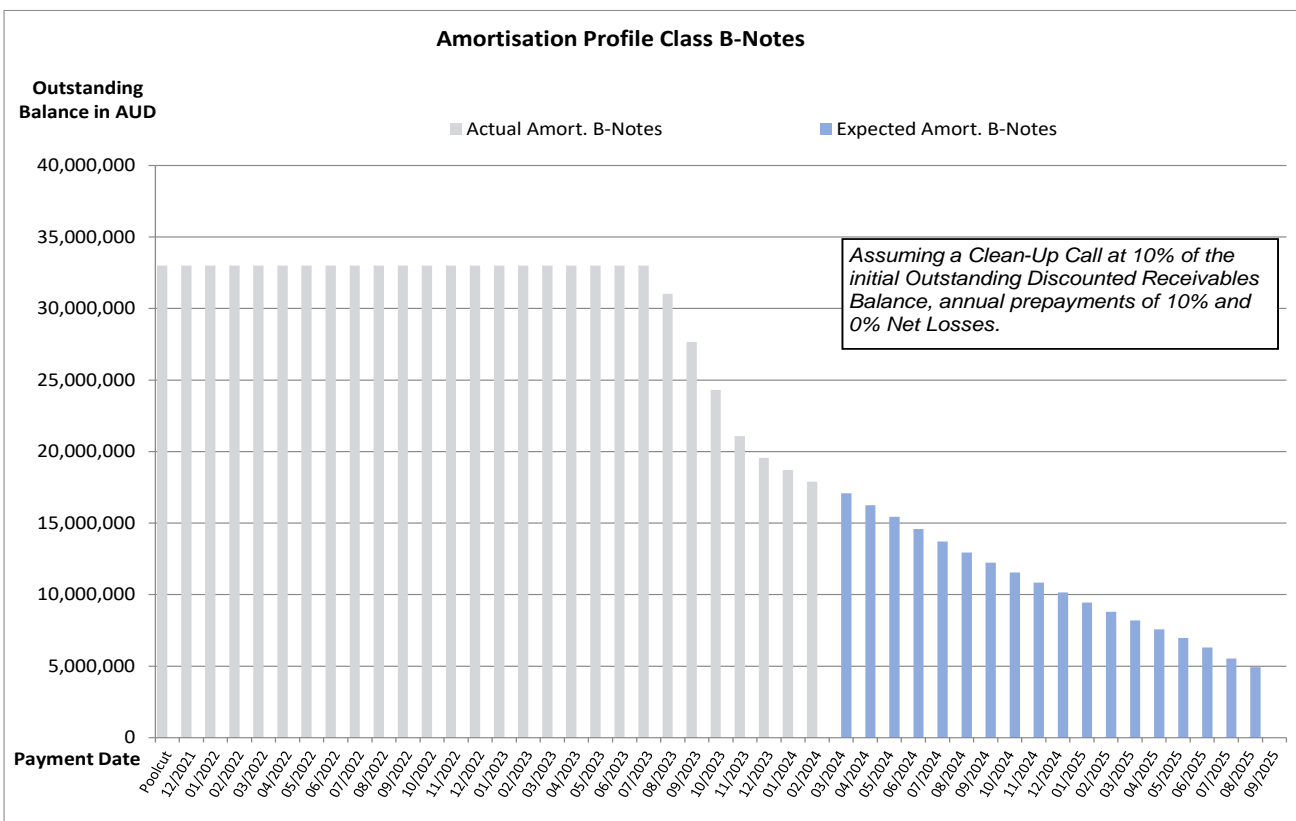
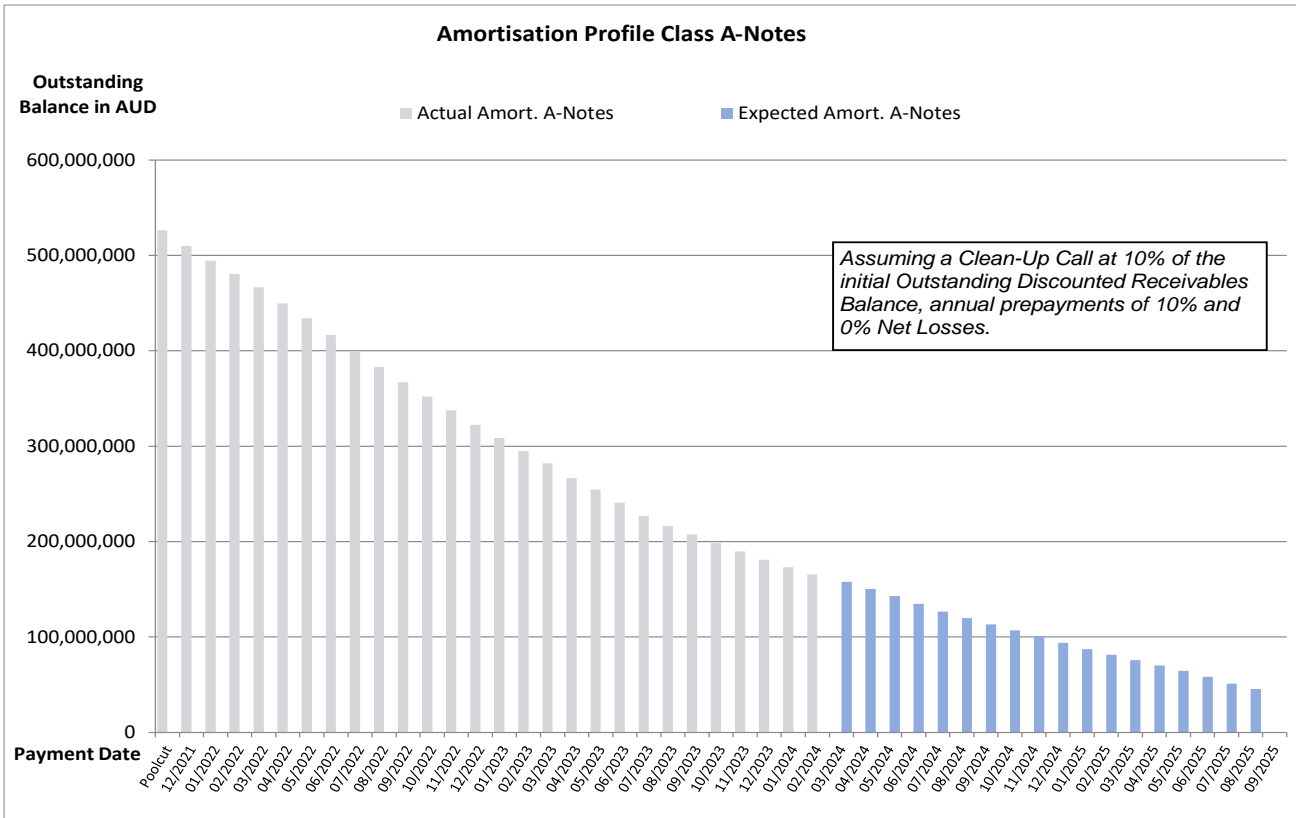
The latest end of month level of retention will be published on a monthly basis in the investor report.

Amortisation Profile I

Note Class	Class A		Class B	
	At Closing: 1.85 yrs	Current: 1.02 yrs	At Closing: 2.84 yrs	Current: 1.02 yrs
WAL	Actual Note Balance	Forecasted Note Balance	Actual Note Balance	Forecasted Note Balance
Payment Date	Actual Note Balance	Forecasted Note Balance	Actual Note Balance	Forecasted Note Balance
Poolcut	526,200,000.00 AUD	- AUD	33,000,000.00 AUD	- AUD
12/2021	510,049,185.54 AUD	- AUD	33,000,000.00 AUD	- AUD
01/2022	494,276,866.74 AUD	- AUD	33,000,000.00 AUD	- AUD
02/2022	480,766,050.30 AUD	- AUD	33,000,000.00 AUD	- AUD
03/2022	466,604,640.18 AUD	- AUD	33,000,000.00 AUD	- AUD
04/2022	449,793,707.82 AUD	- AUD	33,000,000.00 AUD	- AUD
05/2022	434,204,927.58 AUD	- AUD	33,000,000.00 AUD	- AUD
06/2022	416,766,133.38 AUD	- AUD	33,000,000.00 AUD	- AUD
07/2022	399,553,605.18 AUD	- AUD	33,000,000.00 AUD	- AUD
08/2022	382,999,405.80 AUD	- AUD	33,000,000.00 AUD	- AUD
09/2022	367,050,704.76 AUD	- AUD	33,000,000.00 AUD	- AUD
10/2022	352,075,000.14 AUD	- AUD	33,000,000.00 AUD	- AUD
11/2022	337,754,730.24 AUD	- AUD	33,000,000.00 AUD	- AUD
12/2022	322,389,374.52 AUD	- AUD	33,000,000.00 AUD	- AUD
01/2023	308,497,905.00 AUD	- AUD	33,000,000.00 AUD	- AUD
02/2023	295,031,605.08 AUD	- AUD	33,000,000.00 AUD	- AUD
03/2023	282,007,734.12 AUD	- AUD	33,000,000.00 AUD	- AUD
04/2023	266,550,924.84 AUD	- AUD	33,000,000.00 AUD	- AUD
05/2023	254,648,386.08 AUD	- AUD	33,000,000.00 AUD	- AUD
06/2023	240,840,950.70 AUD	- AUD	33,000,000.00 AUD	- AUD
07/2023	227,003,048.34 AUD	- AUD	33,000,000.00 AUD	- AUD
08/2023	216,117,548.94 AUD	- AUD	31,022,277.00 AUD	- AUD
09/2023	207,506,075.46 AUD	- AUD	27,654,914.10 AUD	- AUD
10/2023	198,541,679.64 AUD	- AUD	24,302,025.00 AUD	- AUD
11/2023	189,750,982.44 AUD	- AUD	21,078,129.60 AUD	- AUD
12/2023	180,980,280.84 AUD	- AUD	19,565,386.50 AUD	- AUD
01/2024	173,061,707.52 AUD	- AUD	18,709,359.90 AUD	- AUD
02/2024	165,548,255.58 AUD	- AUD	17,897,101.20 AUD	- AUD
03/2024	-	157,997,362.65 AUD	-	17,080,795.96 AUD
04/2024	-	150,351,914.17 AUD	-	16,254,260.99 AUD
05/2024	-	142,794,996.72 AUD	-	15,437,296.94 AUD
06/2024	-	134,880,548.84 AUD	-	14,581,680.95 AUD
07/2024	-	126,780,582.72 AUD	-	13,706,008.94 AUD
08/2024	-	119,738,635.43 AUD	-	12,944,717.35 AUD
09/2024	-	113,097,315.64 AUD	-	12,226,736.83 AUD
10/2024	-	106,908,788.23 AUD	-	11,557,706.84 AUD
11/2024	-	100,328,114.90 AUD	-	10,846,282.69 AUD
12/2024	-	93,987,217.12 AUD	-	10,160,780.23 AUD
01/2025	-	87,361,334.72 AUD	-	9,444,468.62 AUD
02/2025	-	81,480,311.60 AUD	-	8,808,682.34 AUD
03/2025	-	75,847,934.46 AUD	-	8,199,776.70 AUD
04/2025	-	70,016,730.18 AUD	-	7,569,376.24 AUD
05/2025	-	64,418,471.08 AUD	-	6,964,159.04 AUD
06/2025	-	58,379,969.42 AUD	-	6,311,348.05 AUD
07/2025	-	51,151,410.03 AUD	-	5,529,882.17 AUD
08/2025	-	45,573,370.53 AUD	-	4,926,850.87 AUD
09/2025	-	- AUD	-	- AUD

*Based on the following assumptions: CPR of 10%, Net Losses of 0% and Clean Up Call at 10% of the original outstanding discounted receivables balance

Amortisation Profile II

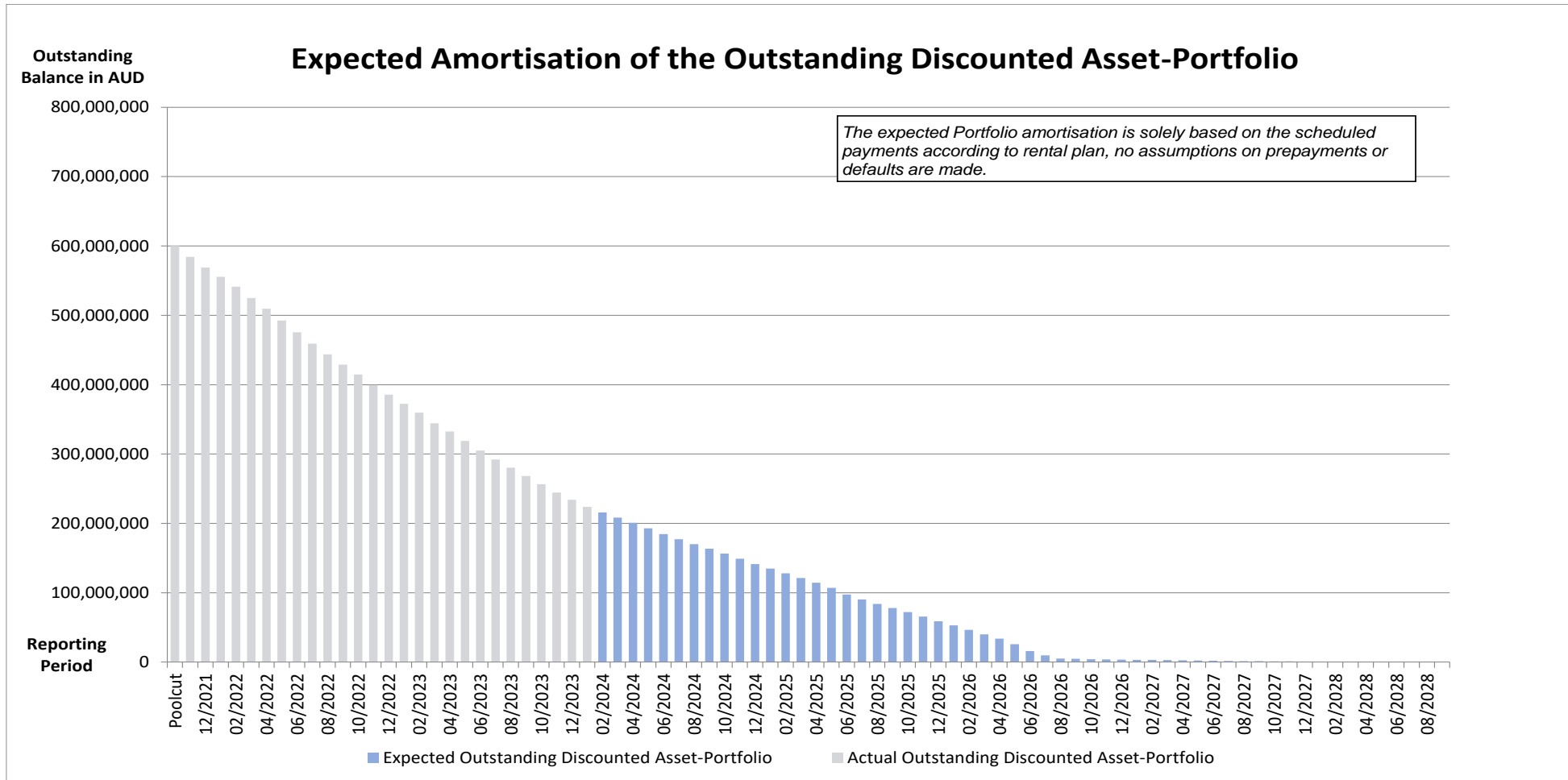


Run Out Schedule I

End of Collection Period	Interest	Principal	Nominal Instalments
arrears	79,533.67 AUD	942,142.75 AUD	1,021,676.42 AUD
02/2024	891,799.06 AUD	6,924,423.28 AUD	7,816,222.34 AUD
03/2024	1,026,576.98 AUD	7,437,716.55 AUD	8,464,293.53 AUD
04/2024	999,977.47 AUD	7,399,411.55 AUD	8,399,389.02 AUD
05/2024	967,481.27 AUD	8,134,532.57 AUD	9,102,013.84 AUD
06/2024	930,724.93 AUD	8,491,092.98 AUD	9,421,817.91 AUD
07/2024	890,841.08 AUD	7,333,250.74 AUD	8,224,091.82 AUD
08/2024	855,894.59 AUD	7,077,816.97 AUD	7,933,711.56 AUD
09/2024	822,376.15 AUD	6,518,912.17 AUD	7,341,288.32 AUD
10/2024	791,260.34 AUD	7,170,535.65 AUD	7,961,795.99 AUD
11/2024	757,197.42 AUD	7,303,907.33 AUD	8,061,104.75 AUD
12/2024	722,192.33 AUD	7,606,847.28 AUD	8,329,039.61 AUD
01/2025	685,435.94 AUD	6,705,694.34 AUD	7,391,130.28 AUD
02/2025	653,056.17 AUD	6,684,501.79 AUD	7,337,557.96 AUD
03/2025	620,983.24 AUD	6,802,265.69 AUD	7,423,248.93 AUD
04/2025	588,063.30 AUD	6,907,676.33 AUD	7,495,739.63 AUD
05/2025	554,591.63 AUD	7,422,298.06 AUD	7,976,889.69 AUD
06/2025	518,568.10 AUD	9,439,800.49 AUD	9,958,368.59 AUD
07/2025	472,733.81 AUD	7,033,588.39 AUD	7,506,322.20 AUD
08/2025	438,587.15 AUD	6,551,416.47 AUD	6,990,003.62 AUD
09/2025	406,760.32 AUD	6,005,335.20 AUD	6,412,095.52 AUD
10/2025	377,832.79 AUD	5,908,730.95 AUD	6,286,563.74 AUD
11/2025	349,130.16 AUD	6,206,848.13 AUD	6,555,978.29 AUD
12/2025	319,066.64 AUD	6,858,129.03 AUD	7,177,195.67 AUD
01/2026	285,778.93 AUD	6,084,884.73 AUD	6,370,663.66 AUD
02/2026	256,246.70 AUD	6,315,819.66 AUD	6,572,066.36 AUD
03/2026	225,522.75 AUD	6,369,856.18 AUD	6,595,378.93 AUD
04/2026	194,601.99 AUD	6,179,704.66 AUD	6,374,306.65 AUD
05/2026	164,564.98 AUD	8,317,966.57 AUD	8,482,531.55 AUD
06/2026	124,192.05 AUD	9,809,418.80 AUD	9,933,610.85 AUD
07/2026	76,520.50 AUD	5,985,246.19 AUD	6,061,766.69 AUD
08/2026	47,562.91 AUD	4,848,755.36 AUD	4,896,318.27 AUD
09/2026	23,979.78 AUD	343,998.04 AUD	367,977.82 AUD
10/2026	22,306.40 AUD	382,477.48 AUD	404,783.88 AUD
11/2026	20,449.40 AUD	324,258.58 AUD	344,707.98 AUD
12/2026	18,872.55 AUD	333,886.46 AUD	352,759.01 AUD
01/2027	17,255.04 AUD	266,429.30 AUD	283,684.34 AUD
02/2027	15,958.69 AUD	260,651.51 AUD	276,610.20 AUD
03/2027	14,690.74 AUD	282,405.22 AUD	297,095.96 AUD
04/2027	13,323.95 AUD	260,726.61 AUD	274,050.56 AUD
05/2027	12,055.60 AUD	290,106.49 AUD	302,162.09 AUD
06/2027	10,655.33 AUD	259,030.39 AUD	269,685.72 AUD
07/2027	9,395.23 AUD	224,784.43 AUD	234,179.66 AUD
08/2027	8,301.78 AUD	291,242.67 AUD	299,544.45 AUD
09/2027	6,884.97 AUD	198,145.69 AUD	205,030.66 AUD
10/2027	5,921.07 AUD	187,419.26 AUD	193,340.33 AUD
11/2027	5,009.39 AUD	171,498.36 AUD	176,507.75 AUD
12/2027	4,175.06 AUD	158,342.59 AUD	162,517.65 AUD
01/2028	3,404.70 AUD	144,654.90 AUD	148,059.60 AUD
02/2028	2,701.13 AUD	130,138.70 AUD	132,839.83 AUD

03/2028	2,068.04 AUD	116,347.59 AUD	118,415.63 AUD
04/2028	1,502.09 AUD	102,609.66 AUD	104,111.75 AUD
05/2028	1,002.87 AUD	80,485.05 AUD	81,487.92 AUD
06/2028	611.34 AUD	56,211.80 AUD	56,823.14 AUD
07/2028	337.96 AUD	34,767.81 AUD	35,105.77 AUD
08/2028	168.77 AUD	15,049.88 AUD	15,218.65 AUD
09/2028	95.60 AUD	4,680.12 AUD	4,775.72 AUD
10/2028	72.83 AUD	3,117.28 AUD	3,190.11 AUD
11/2028	57.67 AUD	2,580.49 AUD	2,638.16 AUD
12/2028	45.11 AUD	1,362.01 AUD	1,407.12 AUD
01/2029	38.49 AUD	1,368.63 AUD	1,407.12 AUD
02/2029	31.82 AUD	1,325.89 AUD	1,357.71 AUD
03/2029	25.38 AUD	906.08 AUD	931.46 AUD
04/2029	20.97 AUD	910.49 AUD	931.46 AUD
05/2029	16.54 AUD	914.92 AUD	931.46 AUD
06/2029	12.09 AUD	919.37 AUD	931.46 AUD
07/2029	7.62 AUD	923.84 AUD	931.46 AUD
08/2029	3.12 AUD	642.13 AUD	645.25 AUD
09/2029	- AUD	- AUD	- AUD
Total	17,317,114.47 AUD	223,713,846.56 AUD	241,030,961.03 AUD

Run Out Schedule II



Outstanding Contracts I - Overview

Total Portfolio as of Poolcut Date			Product Type			
Contract Status Development	Number of Contracts	Outstanding Discounted Receivables Balance	Chattel Mortgage		Consumer Loan	
			Number of Contracts	Outstanding Discounted Receivables Balance	Number of Contracts	Outstanding Discounted Receivables Balance
Normal	15,241	600,025,098.06 AUD	9,371	414,965,143.56 AUD	5,870	185,059,954.50 AUD
In Advance	-	- AUD	-	- AUD	-	- AUD
In Arrears	-	- AUD	-	- AUD	-	- AUD
Paid out/Matured	-	- AUD	-	- AUD	-	- AUD
Early Payout	-	- AUD	-	- AUD	-	- AUD
Gross Salvage	-	- AUD	-	- AUD	-	- AUD
Net Salvage	-	- AUD	-	- AUD	-	- AUD
Total	15,241	600,025,098.06 AUD	9,371	414,965,143.56 AUD	5,870	185,059,954.50 AUD

Total Portfolio as of Previous Month			Product Type			
Contract Status Development	Number of Contracts	Outstanding Discounted Receivables Balance	Chattel Mortgage		Consumer Loan	
			Number of Contracts	Outstanding Discounted Receivables Balance	Number of Contracts	Outstanding Discounted Receivables Balance
Normal	7,399	179,787,791.56 AUD	5,125	139,232,539.54 AUD	2,274	40,555,252.02 AUD
In Advance	1,287	26,432,885.77 AUD	539	13,224,329.88 AUD	748	13,208,555.89 AUD
In Arrears	1,144	27,567,890.97 AUD	586	15,772,238.24 AUD	558	11,795,652.73 AUD
Paid out/Matured	860	- AUD	597	- AUD	263	- AUD
Early Payout	4,488	- AUD	2,473	- AUD	2,015	- AUD
Gross Salvage	5	78,584.55 AUD	4	66,344.69 AUD	1	12,239.86 AUD
Net Salvage	58	1,687,476.88 AUD	47	1,485,933.36 AUD	11	201,543.52 AUD
Total	15,241	235,554,629.73 AUD	9,371	169,781,385.71 AUD	5,870	65,773,244.02 AUD

Total Portfolio as of Current Reporting Period			Product Type			
Contract Status Development	Number of Contracts	Outstanding Discounted Receivables Balance	Chattel Mortgage		Consumer Loan	
			Number of Contracts	Outstanding Discounted Receivables Balance	Number of Contracts	Outstanding Discounted Receivables Balance
Normal	6,637	162,539,296.77 AUD	4,679	127,659,962.24 AUD	1,958	34,879,334.53 AUD
In Advance	1,822	35,027,596.09 AUD	882	18,869,081.02 AUD	940	16,158,515.07 AUD
In Arrears	1,160	26,093,961.53 AUD	577	14,876,105.37 AUD	583	11,217,856.16 AUD
Paid out/Matured	905	- AUD	628	- AUD	277	- AUD
Early Payout	4,651	- AUD	2,551	- AUD	2,100	- AUD
Gross Salvage	4	52,992.17 AUD	3	40,752.31 AUD	1	12,239.86 AUD
Net Salvage	62	1,843,324.78 AUD	51	1,641,781.26 AUD	11	201,543.52 AUD
Total	15,241	225,557,171.34 AUD	9,371	163,087,682.20 AUD	5,870	62,469,489.14 AUD

Outstanding Contracts I - Overview

Total Portfolio as of Poolcut Date			Balloon				Type of Car			
Contract Status Development	Number of Contracts	Outstanding Discounted Receivables Balance	Balloon		No Balloon		New Vehicle		Used Vehicle	
			Number of Contracts	Outstanding Discounted Receivables Balance	Number of Contracts	Outstanding Discounted Receivables Balance	Number of Contracts	Outstanding Discounted Receivables Balance	Number of Contracts	Outstanding Discounted Receivables Balance
Normal	15,241	600,025,098.06 AUD	4,261	251,558,699.25 AUD	10,980	348,466,398.81 AUD	10,680	463,158,976.27 AUD	4,561	136,866,121.79 AUD
In Advance	-	- AUD	-	- AUD	-	- AUD	-	- AUD	-	- AUD
In Arrears	-	- AUD	-	- AUD	-	- AUD	-	- AUD	-	- AUD
Paid out/Matured	-	- AUD	-	- AUD	-	- AUD	-	- AUD	-	- AUD
Early Payout	-	- AUD	-	- AUD	-	- AUD	-	- AUD	-	- AUD
Gross Salvage	-	- AUD	-	- AUD	-	- AUD	-	- AUD	-	- AUD
Net Salvage	-	- AUD	-	- AUD	-	- AUD	-	- AUD	-	- AUD
Total	15,241	600,025,098.06 AUD	4,261	251,558,699.25 AUD	10,980	348,466,398.81 AUD	10,680	463,158,976.27 AUD	4,561	136,866,121.79 AUD

Total Portfolio as of Previous Month			Balloon				Type of Car			
Contract Status Development	Number of Contracts	Outstanding Discounted Receivables Balance	Balloon		No Balloon		New Vehicle		Used Vehicle	
			Number of Contracts	Outstanding Discounted Receivables Balance	Number of Contracts	Outstanding Discounted Receivables Balance	Number of Contracts	Outstanding Discounted Receivables Balance	Number of Contracts	Outstanding Discounted Receivables Balance
Normal	7,399	179,787,791.56 AUD	2,323	97,878,498.83 AUD	5,076	81,909,292.73 AUD	5,531	147,896,123.40 AUD	1,868	31,891,668.16 AUD
In Advance	1,287	26,432,885.77 AUD	265	9,878,786.28 AUD	1,022	16,554,099.49 AUD	879	20,204,699.97 AUD	408	6,228,185.80 AUD
In Arrears	1,144	27,567,890.97 AUD	288	11,412,042.26 AUD	856	16,155,848.71 AUD	800	20,396,344.18 AUD	344	7,171,546.79 AUD
Paid out/Matured	860	- AUD	139	- AUD	721	- AUD	520	- AUD	340	- AUD
Early Payout	4,488	- AUD	1,219	- AUD	3,269	- AUD	2,916	- AUD	1,572	- AUD
Gross Salvage	5	78,584.55 AUD	3	63,227.39 AUD	2	15,357.16 AUD	4	75,467.25 AUD	1	3,117.30 AUD
Net Salvage	58	1,687,476.88 AUD	24	986,879.80 AUD	34	700,597.08 AUD	30	969,555.81 AUD	28	717,921.07 AUD
Total	15,241	235,554,629.73 AUD	4,261	120,219,434.56 AUD	10,980	115,335,195.17 AUD	10,680	189,542,190.61 AUD	4,561	46,012,439.12 AUD

Total Portfolio as of Current Reporting Period			Balloon				Type of Car			
Contract Status Development	Number of Contracts	Outstanding Discounted Receivables Balance	Balloon		No Balloon		New Vehicle		Used Vehicle	
			Number of Contracts	Outstanding Discounted Receivables Balance	Number of Contracts	Outstanding Discounted Receivables Balance	Number of Contracts	Outstanding Discounted Receivables Balance	Number of Contracts	Outstanding Discounted Receivables Balance
Normal	6,637	162,539,296.77 AUD	2,194	92,636,726.06 AUD	4,443	69,902,570.71 AUD	4,992	134,744,285.60 AUD	1,645	27,795,011.17 AUD
In Advance	1,822	35,027,596.09 AUD	369	12,479,979.74 AUD	1,453	22,547,616.35 AUD	1,279	26,503,943.65 AUD	543	8,523,652.44 AUD
In Arrears	1,160	26,093,961.53 AUD	269	10,630,511.21 AUD	891	15,463,450.32 AUD	792	19,465,576.35 AUD	368	6,628,385.18 AUD
Paid out/Matured	905	- AUD	145	- AUD	760	- AUD	554	- AUD	351	- AUD
Early Payout	4,651	- AUD	1,256	- AUD	3,395	- AUD	3,028	- AUD	1,623	- AUD
Gross Salvage	4	52,992.17 AUD	2	37,875.48 AUD	2	15,116.69 AUD	3	50,115.34 AUD	1	2,876.83 AUD
Net Salvage	62	1,843,324.78 AUD	26	1,126,593.67 AUD	36	716,731.11 AUD	32	993,888.75 AUD	30	849,436.03 AUD
Total	15,241	225,557,171.34 AUD	4,261	116,911,686.16 AUD	10,980	108,645,485.18 AUD	10,680	181,757,809.69 AUD	4,561	43,799,361.65 AUD

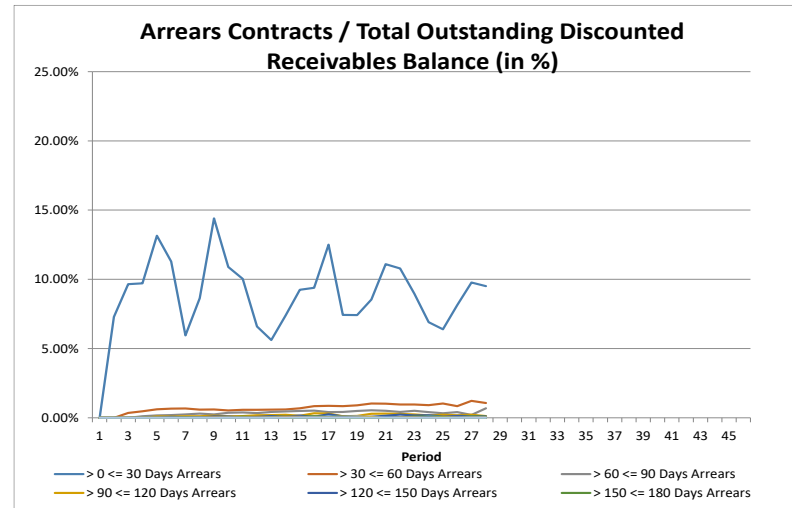
Outstanding Contracts II - Collections

Collections This Reporting Month by Status	Change in Contract Statuses From Last Month	Number of Contracts This Month	Collections
Normal	(762)	6,637	5,845,445.65 AUD
In Advance	535	1,822	1,788,200.91 AUD
In Arrears	16	1,160	773,818.12 AUD
Paid out/Matured	45	905	86,009.22 AUD
Early Payout	163	4,651	2,652,441.67 AUD
Gross Salvage	(1)	4	21,427.16 AUD
Net Salvage	4	62	1,650.00 AUD
Total	-	15,241	11,168,992.73 AUD

Development of Pool within Reporting Period	Number of Active Contracts	Total Number of Contracts	Collection Variations	Outstanding Nominal Balance
Beginning of Period	9,835	15,241		252,508,835.84 AUD
Scheduled Collections For Contracts Active This Period			8,018,039.31 AUD	8,018,039.31 AUD
Collections Variations From Normal Contracts This Period			86,451.97 AUD	
Collection Variations From Contracts Paying Out Early This Period			2,490,234.32 AUD	
Collection Variations From Contracts Paying Out/Maturing This Period			36,531.92 AUD	
Collection Variations from Contracts in Advance This Period			815,549.12 AUD	
Collection Variations from Contract In Arrears This Period			(289,885.03 AUD)	
Collection Variations from Contracts Going Into Gross Salvage This Period			18,392.11 AUD	
Collection Variations from Contracts Going Into Net Salvage This Period			(1,000.97 AUD)	
Other Variations From Scheduled Collections This Period			- AUD	
<i>Instalment Collection Variations</i>			3,156,273.44 AUD	3,156,273.44 AUD
Contract Fees Collected This Period			57,070.22 AUD	
Interest Compensation Collections This Period			(62,390.24 AUD)	
<i>Non Instalment Collection Variations</i>			(5,320.02 AUD)	
Actual Collections For Contracts Active This Period			11,168,992.73 AUD	
Number of Contracts Paid Out Early This Month	163			
Number of Contracts Paid Out/Matured This Month	45			
Number of Contracts Into Net Salvage This Month	4			
Repurchased Contracts	-	-		
Less Recoveries After Net Salvage				(1,650.00 AUD)
Reduced Nominal Balance Due to Unpaid Rental At Net Salvage				178,648.39 AUD
Reduced Nominal Balance Due to Unpaid Rental At Early Payout				128,276.78 AUD
Reduced Nominal Balance Due to Other				(1,713.11 AUD)
End of Period	9,623	15,241		241,030,961.03 AUD

Arrears Contracts

Total Portfolio					Chattel Mortgage		Consumer Loan	
Days in Arrears	Number of Contracts	Number of Contracts (%)	Outstanding Discounted Receivables Balance	Outstanding Discounted Receivables Balance (%)	Number of Contracts	Outstanding Discounted Receivables Balance	Number of Contracts	Outstanding Discounted Receivables Balance
> 0 <= 30	982	10.20%	21,271,113.23 AUD	9.51%	438	10,849,977.11 AUD	544	10,421,136.12 AUD
> 30 <= 60	98	1.02%	2,400,797.37 AUD	1.07%	76	2,047,526.37 AUD	22	353,271.00 AUD
> 60 <= 90	52	0.54%	1,546,638.05 AUD	0.69%	42	1,334,762.75 AUD	10	211,875.30 AUD
> 90 <= 120	11	0.11%	292,797.41 AUD	0.13%	8	223,747.62 AUD	3	69,049.79 AUD
> 120 <= 150	9	0.09%	233,102.41 AUD	0.10%	7	193,068.95 AUD	2	40,033.46 AUD
> 150 <= 180	4	0.04%	188,635.93 AUD	0.08%	2	66,145.44 AUD	2	122,490.49 AUD
> 180 <= 210	1	0.01%	28,571.60 AUD	0.01%	1	28,571.60 AUD	-	- AUD
> 210 <= 240	1	0.01%	44,272.45 AUD	0.02%	1	44,272.45 AUD	-	- AUD
> 240 <= 270	2	0.02%	88,033.08 AUD	0.04%	2	88,033.08 AUD	-	- AUD
> 270 <= 300	-	0.00%	- AUD	0.00%	-	- AUD	-	- AUD
> 300 <= 330	-	0.00%	- AUD	0.00%	-	- AUD	-	- AUD
> 330 <= 360	-	0.00%	- AUD	0.00%	-	- AUD	-	- AUD
> 360	-	0.00%	- AUD	0.00%	-	- AUD	-	- AUD
Total	1,160	12.05%	26,093,961.53 AUD	11.66%	577	14,876,105.37 AUD	583	11,217,856.16 AUD



Arrears Contracts

Total Portfolio					Balloon				Vehicle Status			
Days in Arrears	Number of Contracts	Number of Contracts (%)	Outstanding Discounted Receivables Balance	Outstanding Discounted Receivables Balance (%)	Balloon		No Balloon		New		Used	
					Number of Contracts	Outstanding Discounted Receivables Balance	Number of Contracts	Outstanding Discounted Receivables Balance	Number of Contracts	Outstanding Discounted Receivables Balance	Number of Contracts	Outstanding Discounted Receivables Balance
> 0 <= 30	982	10.20%	21,271,113.23 AUD	9.51%	211	8,256,030.51 AUD	771	13,015,082.72 AUD	681	15,977,023.29 AUD	301	5,294,089.94 AUD
> 30 <= 60	98	1.02%	2,400,797.37 AUD	1.07%	27	1,219,858.43 AUD	71	1,180,938.94 AUD	60	1,764,783.04 AUD	38	636,014.33 AUD
> 60 <= 90	52	0.54%	1,546,638.05 AUD	0.69%	17	655,579.42 AUD	35	891,058.63 AUD	34	1,154,059.49 AUD	18	392,578.56 AUD
> 90 <= 120	11	0.11%	292,797.41 AUD	0.13%	5	195,874.82 AUD	6	96,922.59 AUD	6	207,742.05 AUD	5	85,055.36 AUD
> 120 <= 150	9	0.09%	233,102.41 AUD	0.10%	4	120,417.91 AUD	5	112,684.50 AUD	6	180,782.13 AUD	3	52,320.28 AUD
> 150 <= 180	4	0.04%	188,635.93 AUD	0.08%	2	66,145.44 AUD	2	122,490.49 AUD	3	108,342.30 AUD	1	80,293.63 AUD
> 180 <= 210	1	0.01%	28,571.60 AUD	0.01%	1	28,571.60 AUD	-	- AUD	1	28,571.60 AUD	-	- AUD
> 210 <= 240	1	0.01%	44,272.45 AUD	0.02%	-	- AUD	1	44,272.45 AUD	1	44,272.45 AUD	-	- AUD
> 240 <= 270	2	0.02%	88,033.08 AUD	0.04%	2	88,033.08 AUD	-	- AUD	-	- AUD	2	88,033.08 AUD
> 270 <= 300	-	0.00%	- AUD	0.00%	-	- AUD	-	- AUD	-	- AUD	-	- AUD
> 300 <= 330	-	0.00%	- AUD	0.00%	-	- AUD	-	- AUD	-	- AUD	-	- AUD
> 330 <= 360	-	0.00%	- AUD	0.00%	-	- AUD	-	- AUD	-	- AUD	-	- AUD
> 360	-	0.00%	- AUD	0.00%	-	- AUD	-	- AUD	-	- AUD	-	- AUD
Total	1,160	12.05%	26,093,961.53 AUD	11.66%	269	10,630,511.21 AUD	891	15,463,450.32 AUD	792	19,465,576.35 AUD	368	6,628,385.18 AUD

Net Salvage Loss

Net Salvage Loss This Period			
Product Type	Type of Car	Number of Contracts	Net Salvage Loss
Chattel Mortgage	New	2	24,902.78 AUD
	Used	2	137,490.43 AUD
Total Chattel Mortgage		4	162,393.21 AUD
Consumer Loan	New	-	- AUD
	Used	-	- AUD
Total Consumer Loan		-	- AUD
Total		4	162,393.21 AUD

Cumulative Net Salvage Loss as of the End of the Monthly Period	1,907,840.47 AUD
Outstanding Discounted Receivables Balance at Poolcut	600,025,098.06 AUD
Cumulative Net Loss Ratio	0.31796%

Monthly Period	Per Period		Cumulative Net Salvage Loss	
	Number of Contracts	Net Salvage Loss	Number of Contracts	Net Salvage Loss
11/2021	-	- AUD	-	- AUD
12/2021	-	- AUD	-	- AUD
01/2022	-	- AUD	-	- AUD
02/2022	-	- AUD	-	- AUD
03/2022	-	- AUD	-	- AUD
04/2022	-	- AUD	-	- AUD
05/2022	-	- AUD	-	- AUD
06/2022	-	- AUD	-	- AUD
07/2022	1	23,440.30 AUD	1	23,440.30 AUD
08/2022	4	57,706.41 AUD	5	81,146.71 AUD
09/2022	1	60,349.39 AUD	6	141,496.10 AUD
10/2022	1	5,937.71 AUD	7	147,433.81 AUD
11/2022	2	144,698.53 AUD	9	292,132.34 AUD
12/2022	2	26,228.63 AUD	11	318,360.97 AUD
01/2023	2	25,455.90 AUD	13	343,816.87 AUD
02/2023	3	68,262.70 AUD	16	412,079.57 AUD
03/2023	1	47,352.50 AUD	17	459,432.07 AUD
04/2023	8	153,358.85 AUD	25	612,790.92 AUD
05/2023	6	179,378.47 AUD	31	792,169.39 AUD
06/2023	5	232,890.36 AUD	36	1,025,059.75 AUD
07/2023	8	333,018.77 AUD	44	1,358,078.52 AUD
08/2023	-	- AUD	44	1,358,078.52 AUD
09/2023	3	31,630.96 AUD	47	1,389,709.48 AUD
10/2023	3	132,797.26 AUD	50	1,522,506.74 AUD
11/2023	4	93,990.57 AUD	54	1,616,497.31 AUD
12/2023	4	128,949.95 AUD	58	1,745,447.26 AUD
01/2024	4	162,393.21 AUD	62	1,907,840.47 AUD
02/2024	-	- AUD	-	- AUD
03/2024	-	- AUD	-	- AUD
04/2024	-	- AUD	-	- AUD
05/2024	-	- AUD	-	- AUD
06/2024	-	- AUD	-	- AUD
07/2024	-	- AUD	-	- AUD
08/2024	-	- AUD	-	- AUD
09/2024	-	- AUD	-	- AUD
10/2024	-	- AUD	-	- AUD
11/2024	-	- AUD	-	- AUD
12/2024	-	- AUD	-	- AUD
01/2025	-	- AUD	-	- AUD
02/2025	-	- AUD	-	- AUD
03/2025	-	- AUD	-	- AUD
04/2025	-	- AUD	-	- AUD
05/2025	-	- AUD	-	- AUD
06/2025	-	- AUD	-	- AUD
07/2025	-	- AUD	-	- AUD
08/2025	-	- AUD	-	- AUD
09/2025	-	- AUD	-	- AUD
10/2025	-	- AUD	-	- AUD
11/2025	-	- AUD	-	- AUD
Total	62	1,907,840.47 AUD		

Net Salvage After Recoveries

Net Salvaged Contracts						
Product Type	Vehicle Status	Number of Contracts	Gross Salvage Loss	Net Salvage Loss	Recoveries After Net Salvage	Net Salvage Loss After Recoveries
Chattel Mortgage	New	26	1,491,934.04 AUD	899,353.89 AUD	30,466.01 AUD	868,887.88 AUD
	Used	25	914,005.01 AUD	802,183.62 AUD	246,119.42 AUD	556,064.20 AUD
Total Chattel Mortgage		51	2,405,939.05 AUD	1,701,537.51 AUD	276,585.43 AUD	1,424,952.08 AUD
Consumer Loan	New	6	179,125.61 AUD	128,259.78 AUD	65,801.71 AUD	62,458.07 AUD
	Used	5	166,234.00 AUD	78,043.18 AUD	6,072.98 AUD	71,970.20 AUD
Total Consumer Loan		11	345,359.61 AUD	206,302.96 AUD	71,874.69 AUD	134,428.27 AUD
Total		62	2,751,298.66 AUD	1,907,840.47 AUD	348,460.12 AUD	1,559,380.35 AUD

Prepayments

Period Number	Reporting Period	Unscheduled Payments	Opening Outstanding Discounted Receivables Balance	Periodic CPR	Annualised CPR
0	Poolcut	- AUD	- AUD		
1	11/2021	5,188,258.11 AUD	600,025,098.06 AUD	0.86%	10.03%
2	12/2021	4,579,685.92 AUD	584,284,031.03 AUD	0.78%	8.85%
3	01/2022	2,741,342.02 AUD	568,933,158.93 AUD	0.48%	5.53%
4	02/2022	3,337,851.56 AUD	555,556,298.45 AUD	0.60%	7.56%
5	03/2022	5,445,824.85 AUD	541,478,701.09 AUD	1.01%	11.22%
6	04/2022	4,593,099.08 AUD	524,992,591.30 AUD	0.87%	10.14%
7	05/2022	6,363,116.33 AUD	509,466,787.17 AUD	1.25%	13.76%
8	06/2022	6,297,060.40 AUD	492,432,848.37 AUD	1.28%	14.49%
9	07/2022	5,980,710.84 AUD	475,580,922.30 AUD	1.26%	13.84%
10	08/2022	5,404,312.88 AUD	459,209,842.01 AUD	1.18%	13.01%
11	09/2022	4,751,296.31 AUD	443,615,516.21 AUD	1.07%	12.28%
12	10/2022	4,429,370.71 AUD	428,807,300.51 AUD	1.03%	11.51%
13	11/2022	3,951,482.72 AUD	414,561,296.17 AUD	0.95%	11.00%
14	12/2022	3,173,581.07 AUD	399,393,166.38 AUD	0.79%	8.97%
15	01/2023	3,259,724.76 AUD	385,740,376.49 AUD	0.85%	9.51%
16	02/2023	3,041,283.55 AUD	372,465,449.19 AUD	0.82%	10.14%
17	03/2023	5,189,122.89 AUD	359,589,767.53 AUD	1.44%	15.73%
18	04/2023	2,751,056.77 AUD	344,346,328.06 AUD	0.80%	9.30%
19	05/2023	4,318,938.46 AUD	332,395,481.37 AUD	1.30%	14.27%
20	06/2023	4,323,534.14 AUD	318,787,791.09 AUD	1.36%	15.31%
21	07/2023	3,783,712.22 AUD	305,076,532.83 AUD	1.24%	13.67%
22	08/2023	3,087,662.04 AUD	292,050,711.71 AUD	1.06%	11.76%
23	09/2023	3,722,876.22 AUD	280,413,576.44 AUD	1.33%	15.01%
24	10/2023	3,447,140.76 AUD	268,299,515.69 AUD	1.28%	14.12%
25	11/2023	3,392,275.62 AUD	256,420,228.21 AUD	1.32%	14.96%
26	12/2023	2,681,401.18 AUD	244,567,885.88 AUD	1.10%	12.17%
27	01/2024	2,211,118.36 AUD	233,867,152.85 AUD	0.95%	10.61%

The annualised Constant Prepayment Rate (CPR) of the underlying receivables is based upon the most recent periodic CPR. Periodic CPR is equal to the total unscheduled principal received in the most recent period divided by the start of period principal balance. This is then annualised as follows:

$$1 - ((1 - \text{Periodic CPR})^{\text{number of periods in a year}})$$

Pool Data I

Down Payments

Total Portfolio						Product Type			
Down Payment	Number of Contracts	Percentage of Contracts	Outstanding Discounted Receivables Balance	Percentage of Balance	Down Payment/ Purchase Price in %	Chattel Mortgage		Consumer Loan	
						Number of Contracts	Outstanding Discounted Receivables Balance	Number of Contracts	Outstanding Discounted Receivables Balance
No Down Payment	1,593	16.55%	39,753,316.91 AUD	17.77%	0.00%	1,111	30,579,442.40 AUD	482	9,173,874.51 AUD
0.01 - 10,000.00	4,876	50.67%	101,283,769.32 AUD	45.27%	10.73%	2,939	67,173,350.24 AUD	1,937	34,110,419.08 AUD
10,000.01 - 20,000.00	1,884	19.58%	42,718,708.71 AUD	19.10%	26.21%	1,237	31,455,762.65 AUD	647	11,262,946.06 AUD
20,000.01 - 30,000.00	669	6.95%	16,646,489.63 AUD	7.44%	35.44%	422	12,325,565.58 AUD	247	4,320,924.05 AUD
30,000.01 - 40,000.00	293	3.04%	8,078,657.65 AUD	3.61%	41.38%	196	6,376,698.20 AUD	97	1,701,959.45 AUD
40,000.01 - 50,000.00	136	1.41%	5,259,705.73 AUD	2.35%	42.32%	99	4,336,755.73 AUD	37	922,950.00 AUD
50,000.01 - 60,000.00	70	0.73%	2,886,903.55 AUD	1.29%	44.89%	52	2,545,739.12 AUD	18	341,164.43 AUD
60,000.01 - 70,000.00	39	0.41%	2,267,482.07 AUD	1.01%	45.47%	33	2,191,085.02 AUD	6	76,397.05 AUD
70,000.01 - 80,000.00	18	0.19%	774,263.20 AUD	0.35%	49.43%	13	693,840.01 AUD	5	80,423.19 AUD
80,000.01 - 90,000.00	11	0.11%	666,411.66 AUD	0.30%	48.65%	9	581,935.14 AUD	2	84,476.52 AUD
90,000.01 - 100,000.00	10	0.10%	906,151.15 AUD	0.41%	46.35%	8	818,191.63 AUD	2	87,959.52 AUD
100,000.01 - 110,000.00	6	0.06%	536,923.66 AUD	0.24%	39.93%	6	536,923.66 AUD	-	- AUD
110,000.01 - 120,000.00	5	0.05%	562,363.79 AUD	0.25%	48.81%	5	562,363.79 AUD	-	- AUD
120,000.01 - 130,000.00	3	0.03%	315,117.26 AUD	0.14%	50.90%	2	281,925.29 AUD	1	33,191.97 AUD
130,000.01 - 140,000.00	2	0.02%	302,508.42 AUD	0.14%	35.52%	2	302,508.42 AUD	-	- AUD
140,000.01 - 150,000.00	-	0.00%	- AUD	0.00%	0.00%	-	- AUD	-	- AUD
> 150,000.00	8	0.08%	755,073.85 AUD	0.34%	64.86%	7	683,814.06 AUD	1	71,259.79 AUD
Total	9,623	100.00%	223,713,846.56 AUD	100.00%	18.96%	6,141	161,445,900.94 AUD	3,482	62,267,945.62 AUD

Statistics Down Payments	
Minimum Down Payment	- AUD
Maximum Down Payment	301,000.00 AUD
Weighted Average Down Payment (Customers that made a Down Payment)	15,951.68 AUD
Weighted Average Down Payment	13,117.12 AUD

Type of Payment

Total Portfolio				
Type of Payment	Number of Contracts	Percentage of Contracts	Outstanding Discounted Receivables Balance	Percentage of Balance
Direct Debit	9,387	97.55%	218,362,783.95 AUD	97.61%
Other	236	2.45%	5,351,062.61 AUD	2.39%
Total	9,623	100.00%	223,713,846.56 AUD	100.00%

Product Type			
Chattel Mortgage		Consumer Loan	
Number of Contracts	Outstanding Discounted Receivables Balance	Number of Contracts	Outstanding Discounted Receivables Balance
5,983	157,384,777	3,404	60,978,007
158	4,061,124	78	1,289,938
6,141	161,445,900.94 AUD	3,482	62,267,945.62 AUD

Pool Data I

Down Payments

Total Portfolio						Balloon				Vehicle Status			
Down Payment	Number of Contracts	Percentage of Contracts	Outstanding Discounted Receivables Balance	Percentage of Balance	Down Payment/ Purchase Price in %	Balloon		No Balloon		New		Used	
						Number of Contracts	Outstanding Discounted Receivables Balance	Number of Contracts	Outstanding Discounted Receivables Balance	Number of Contracts	Outstanding Discounted Receivables Balance	Number of Contracts	Outstanding Discounted Receivables Balance
No Down Payment	1,593	16.55%	39,753,316.91 AUD	17.77%	0.00%	573	22,932,654.04 AUD	1,020	16,820,662.87 AUD	1,164	32,681,535.47 AUD	429	7,071,781.44 AUD
0.01 - 10,000.00	4,876	50.67%	101,283,769.32 AUD	45.27%	10.73%	1,310	46,413,078.17 AUD	3,566	54,870,691.15 AUD	3,370	78,643,141.92 AUD	1,506	22,640,627.40 AUD
10,000.01 - 20,000.00	1,884	19.58%	42,718,708.71 AUD	19.10%	26.21%	533	20,943,183.91 AUD	1,351	21,775,524.80 AUD	1,457	34,484,662.61 AUD	427	8,234,046.10 AUD
20,000.01 - 30,000.00	669	6.95%	16,646,489.63 AUD	7.44%	35.44%	203	9,563,418.66 AUD	466	7,083,070.97 AUD	556	14,459,983.48 AUD	113	2,186,506.15 AUD
30,000.01 - 40,000.00	293	3.04%	8,078,657.65 AUD	3.61%	41.38%	83	4,590,791.15 AUD	210	3,487,866.50 AUD	251	7,091,806.97 AUD	42	986,850.68 AUD
40,000.01 - 50,000.00	136	1.41%	5,259,705.73 AUD	2.35%	42.32%	50	3,618,998.60 AUD	86	1,640,706.13 AUD	112	4,355,672.40 AUD	24	904,033.33 AUD
50,000.01 - 60,000.00	70	0.73%	2,886,903.55 AUD	1.29%	44.89%	29	2,111,660.40 AUD	41	775,243.15 AUD	65	2,725,191.51 AUD	5	161,712.04 AUD
60,000.01 - 70,000.00	39	0.41%	2,267,482.07 AUD	1.01%	45.47%	20	1,833,520.91 AUD	19	433,961.16 AUD	34	1,920,093.55 AUD	5	347,388.52 AUD
70,000.01 - 80,000.00	18	0.19%	774,263.20 AUD	0.35%	49.43%	7	437,940.17 AUD	11	336,323.03 AUD	18	774,263.20 AUD	-	- AUD
80,000.01 - 90,000.00	11	0.11%	666,411.66 AUD	0.30%	48.65%	5	512,903.63 AUD	6	153,508.03 AUD	10	624,139.63 AUD	1	42,272.03 AUD
90,000.01 - 100,000.00	10	0.10%	906,151.15 AUD	0.41%	46.35%	6	735,865.10 AUD	4	170,286.05 AUD	10	906,151.15 AUD	-	- AUD
100,000.01 - 110,000.00	6	0.06%	536,923.66 AUD	0.24%	39.93%	2	325,970.51 AUD	4	210,953.15 AUD	4	434,265.60 AUD	2	102,658.06 AUD
110,000.01 - 120,000.00	5	0.05%	562,363.79 AUD	0.25%	48.81%	4	538,465.63 AUD	1	23,898.16 AUD	4	459,683.66 AUD	1	102,680.13 AUD
120,000.01 - 130,000.00	3	0.03%	315,117.26 AUD	0.14%	50.90%	2	281,925.29 AUD	1	33,191.97 AUD	2	149,907.78 AUD	1	165,209.48 AUD
130,000.01 - 140,000.00	2	0.02%	302,508.42 AUD	0.14%	35.52%	2	302,508.42 AUD	-	- AUD	2	302,508.42 AUD	-	- AUD
140,000.01 - 150,000.00	-	0.00%	- AUD	0.00%	0.00%	-	- AUD	-	- AUD	-	- AUD	-	- AUD
> 150,000.00	8	0.08%	755,073.85 AUD	0.34%	64.86%	5	642,206.90 AUD	3	112,866.95 AUD	7	750,913.59 AUD	1	4,160.26 AUD
Total	9,623	100.00%	223,713,846.56 AUD	100.00%	18.96%	2,834	115,785,092.49 AUD	6,789	107,928,754.07 AUD	7,066	180,763,920.94 AUD	2,557	42,949,925.62 AUD

Statistics Down Payments	
Minimum Down Payment	- AUD
Maximum Down Payment	301,000.00 AUD
Weighted Average Down Payment (Customers that made a Down Payment)	15,951.68 AUD
Weighted Average Down Payment	13,117.12 AUD

Type of Payment

Total Portfolio				
Type of Payment	Number of Contracts	Percentage of Contracts	Outstanding Discounted Receivables Balance	Percentage of Balance
Direct Debit	9,387	97.55%	218,362,783.95 AUD	97.61%
Other	236	2.45%	5,351,062.61 AUD	2.39%
Total	9,623	100.00%	223,713,846.56 AUD	100.00%

Balloon				Vehicle Status			
Balloon		No Balloon		New		Used	
Number of Contracts	Outstanding Discounted Receivables Balance	Number of Contracts	Outstanding Discounted Receivables Balance	Number of Contracts	Outstanding Discounted Receivables Balance	Number of Contracts	Outstanding Discounted Receivables Balance
2,763	113,144,573	6,624	105,218,211	6,911	176,786,364	2,476	41,576,420
71	2,640,520	165	2,710,543	155	3,977,557	81	1,373,505
2,834	115,785,092.49 AUD	6,789	107,928,754.07 AUD	7,066	180,763,920.94 AUD	2,557	42,949,925.62 AUD

Pool Data II

Distribution of Contracts and Vehicles per Borrower

Number of Contracts Per Borrower	Number of Customers	Percentage of Customers	Number of Contracts	Percentage of Contracts	Outstanding Discounted Receivables Balance	Percentage of Balance
1	11,421	99.28%	9,492	98.44%	267,302,838.26 AUD	98.53%
2	79	0.69%	138	1.43%	3,825,654.56 AUD	1.41%
3	4	0.03%	12	0.12%	166,985.83 AUD	0.06%
4	-	0.00%	-	0.00%	- AUD	0.00%
5	-	0.00%	-	0.00%	- AUD	0.00%
6 - 10	-	0.00%	-	0.00%	- AUD	0.00%
> 10	-	0.00%	-	0.00%	- AUD	0.00%
Total	11,504	100.00%	9,642	100.00%	271,295,478.65 AUD	100.00%

Top 20 Borrower

Ranking	Outstanding Discounted Receivables Balance	Percentage of Overall Balance	Number of Contracts
1	320,795.00 AUD	0.14340 %	1
2	320,795.00 AUD	0.14340 %	1
3	300,132.44 AUD	0.13416 %	1
4	297,533.37 AUD	0.13300 %	1
5	296,073.90 AUD	0.13234 %	1
6	296,073.90 AUD	0.13234 %	1
7	252,435.87 AUD	0.11284 %	1
8	240,678.04 AUD	0.10758 %	1
9	220,897.67 AUD	0.09874 %	1
10	216,891.26 AUD	0.09695 %	1
11	216,653.17 AUD	0.09684 %	1
12	212,146.15 AUD	0.09483 %	1
13	204,331.52 AUD	0.09134 %	1
14	200,685.30 AUD	0.08971 %	1
15	198,401.33 AUD	0.08869 %	1
16	180,528.02 AUD	0.08070 %	1
17	176,041.94 AUD	0.07869 %	1
18	175,885.47 AUD	0.07862 %	1
19	172,224.78 AUD	0.07698 %	1
20	172,136.73 AUD	0.07695 %	1
	4,671,340.86 AUD	2.08809 %	20

Pool Data III

Distribution by Outstanding Discounted Receivables Balance

Total Portfolio					Product Type			
Distribution by Outstanding Discounted Receivables Balance	Number of Contracts	Percentage of Contracts	Outstanding Discounted Receivables Balance	Percentage of Balance	Chattel Mortgage		Consumer Loan	
					Number of Contracts	Outstanding Discounted Receivables Balance	Number of Contracts	Outstanding Discounted Receivables Balance
0.00 - 10,000.00	2,179	22.64%	12,737,863.79 AUD	5.69%	1,165	6,730,617.93 AUD	1,014	6,007,245.86 AUD
10,000.01 - 20,000.00	3,139	32.62%	46,268,208.76 AUD	20.68%	1,815	27,004,720.91 AUD	1,324	19,263,487.85 AUD
20,000.01 - 30,000.00	2,032	21.12%	49,784,731.95 AUD	22.25%	1,367	33,496,325.92 AUD	665	16,288,406.03 AUD
30,000.01 - 40,000.00	1,033	10.73%	35,537,810.60 AUD	15.89%	756	26,054,966.28 AUD	277	9,482,844.32 AUD
40,000.01 - 50,000.00	487	5.06%	21,590,619.38 AUD	9.65%	385	17,092,763.97 AUD	102	4,497,855.41 AUD
50,000.01 - 60,000.00	260	2.70%	14,205,269.79 AUD	6.35%	216	11,830,233.91 AUD	44	2,375,035.88 AUD
60,000.01 - 70,000.00	161	1.67%	10,440,720.72 AUD	4.67%	140	9,075,026.83 AUD	21	1,365,693.89 AUD
70,000.01 - 80,000.00	112	1.16%	8,311,106.96 AUD	3.72%	90	6,668,068.55 AUD	22	1,643,038.41 AUD
80,000.01 - 90,000.00	70	0.73%	5,954,552.91 AUD	2.66%	62	5,284,667.50 AUD	8	669,885.41 AUD
90,000.01 - 100,000.00	52	0.54%	4,939,930.16 AUD	2.21%	51	4,846,865.27 AUD	1	93,064.89 AUD
100,000.01 - 110,000.00	28	0.29%	2,894,848.15 AUD	1.29%	26	2,689,515.65 AUD	2	205,332.50 AUD
110,000.01 - 120,000.00	18	0.19%	2,072,956.89 AUD	0.93%	18	2,072,956.89 AUD	-	- AUD
120,000.01 - 130,000.00	8	0.08%	1,000,122.21 AUD	0.45%	8	1,000,122.21 AUD	-	- AUD
130,000.01 - 140,000.00	4	0.04%	540,619.03 AUD	0.24%	4	540,619.03 AUD	-	- AUD
140,000.01 - 150,000.00	10	0.10%	1,448,424.24 AUD	0.65%	10	1,448,424.24 AUD	-	- AUD
> 150,000.00	30	0.31%	5,986,061.02 AUD	2.68%	28	5,610,005.85 AUD	2	376,055.17 AUD
Total	9,623	100.00%	223,713,846.56 AUD	100.00%	6,141	161,445,900.94 AUD	3,482	62,267,945.62 AUD

Statistics Outstanding Discounted Receivables Balance	
Minimum Outstanding Discounted Receivables Balance	- AUD
Maximum Outstanding Discounted Receivables Balance	320,795.00 AUD
Average Outstanding Discounted Receivables Balance	23,247.83 AUD

Distribution by Original Balance

Total Portfolio					Product Type			
Distribution by Original Balance	Number of Contracts	Percentage of Contracts	Outstanding Discounted Receivables Balance	Percentage of Balance	Chattel Mortgage		Consumer Loan	
					Number of Contracts	Outstanding Discounted Receivables Balance	Number of Contracts	Outstanding Discounted Receivables Balance
0.00 - 10,000.00	35	0.36%	76,449.15 AUD	0.03%	11	16,664.41 AUD	24	59,784.74 AUD
10,000.01 - 20,000.00	778	8.08%	4,727,152.63 AUD	2.11%	348	2,102,984.11 AUD	430	2,624,168.52 AUD
20,000.01 - 30,000.00	1,927	20.02%	20,181,486.24 AUD	9.02%	975	10,122,788.41 AUD	952	10,058,697.83 AUD
30,000.01 - 40,000.00	2,005	20.84%	31,225,330.17 AUD	13.96%	1,179	18,153,278.08 AUD	826	13,072,052.09 AUD
40,000.01 - 50,000.00	1,583	16.45%	34,033,574.21 AUD	15.21%	1,046	22,462,103.78 AUD	537	11,571,470.43 AUD
50,000.01 - 60,000.00	1,198	12.45%	31,001,611.73 AUD	13.86%	885	22,732,359.83 AUD	313	8,269,251.90 AUD
60,000.01 - 70,000.00	774	8.04%	24,006,027.73 AUD	10.73%	568	17,404,894.42 AUD	206	6,601,133.31 AUD
70,000.01 - 80,000.00	396	4.12%	15,216,642.18 AUD	6.80%	319	12,293,969.64 AUD	77	2,922,672.54 AUD
80,000.01 - 90,000.00	239	2.48%	11,164,777.27 AUD	4.99%	203	9,490,369.74 AUD	36	1,674,407.53 AUD
90,000.01 - 100,000.00	154	1.60%	8,124,523.56 AUD	3.63%	136	7,183,240.27 AUD	18	941,283.29 AUD
100,000.01 - 110,000.00	165	1.71%	9,954,083.19 AUD	4.45%	144	8,698,036.44 AUD	21	1,256,046.75 AUD
110,000.01 - 120,000.00	77	0.80%	5,244,730.56 AUD	2.34%	68	4,652,514.66 AUD	9	592,215.90 AUD
120,000.01 - 130,000.00	77	0.80%	5,712,458.50 AUD	2.55%	58	4,383,891.05 AUD	19	1,328,567.45 AUD
130,000.01 - 140,000.00	53	0.55%	4,316,014.73 AUD	1.93%	47	3,849,268.87 AUD	6	466,745.86 AUD
140,000.01 - 150,000.00	38	0.39%	3,251,442.04 AUD	1.45%	36	3,078,512.73 AUD	2	172,929.31 AUD
> 150,000.00	124	1.29%	15,477,542.67 AUD	6.92%	118	14,821,024.50 AUD	6	656,518.17 AUD
Total	9,623	100.00%	223,713,846.56 AUD	100.00%	6,141	161,445,900.94 AUD	3,482	62,267,945.62 AUD

Statistics	
Minimum Original Balance	6,220.74 AUD
Maximum Original Balance	471,296.41 AUD
Weighted Average Original Receivables Balance (by ODRB)	72,643.57 AUD

Pool Data III

Distribution by Outstanding Discounted Receivables Balance

Total Portfolio					Balloon				Vehicle Status			
Distribution by Outstanding Discounted Receivables Balance	Number of Contracts	Percentage of Contracts	Outstanding Discounted Receivables Balance	Percentage of Balance	Balloon		No Balloon		New		Used	
					Number of Contracts	Outstanding Discounted Receivables Balance	Number of Contracts	Outstanding Discounted Receivables Balance	Number of Contracts	Outstanding Discounted Receivables Balance	Number of Contracts	Outstanding Discounted Receivables Balance
0.00 - 10,000.00	2,179	22.64%	12,737,863.79 AUD	5.69%	42	312,655.03 AUD	2,137	12,425,208.76 AUD	1,249	7,439,179.34 AUD	930	5,298,684.45 AUD
10,000.01 - 20,000.00	3,139	32.62%	46,268,208.76 AUD	20.68%	360	5,826,624.30 AUD	2,779	40,441,584.46 AUD	2,233	33,206,913.62 AUD	906	13,061,295.14 AUD
20,000.01 - 30,000.00	2,032	21.12%	49,784,731.95 AUD	22.25%	768	19,229,735.70 AUD	1,264	30,554,996.25 AUD	1,625	39,939,150.69 AUD	407	9,845,581.26 AUD
30,000.01 - 40,000.00	1,033	10.73%	35,537,810.60 AUD	15.89%	642	22,268,783.49 AUD	391	13,269,027.11 AUD	880	30,324,821.71 AUD	153	5,212,988.89 AUD
40,000.01 - 50,000.00	487	5.06%	21,590,619.38 AUD	9.65%	354	15,736,778.39 AUD	133	5,853,840.99 AUD	420	18,634,645.47 AUD	67	2,955,973.91 AUD
50,000.01 - 60,000.00	260	2.70%	14,205,269.79 AUD	6.35%	211	11,581,383.01 AUD	49	2,623,886.78 AUD	207	11,326,760.82 AUD	53	2,878,508.97 AUD
60,000.01 - 70,000.00	161	1.67%	10,440,720.72 AUD	4.67%	144	9,352,758.04 AUD	17	1,087,962.68 AUD	147	9,539,659.32 AUD	14	901,061.40 AUD
70,000.01 - 80,000.00	112	1.16%	8,311,106.96 AUD	3.72%	106	7,863,889.22 AUD	6	447,217.74 AUD	106	7,855,870.31 AUD	6	455,236.65 AUD
80,000.01 - 90,000.00	70	0.73%	5,954,552.91 AUD	2.66%	65	5,532,817.33 AUD	5	421,735.58 AUD	62	5,269,467.63 AUD	8	685,085.28 AUD
90,000.01 - 100,000.00	52	0.54%	4,939,930.16 AUD	2.21%	49	4,663,587.20 AUD	3	276,342.96 AUD	49	4,652,648.27 AUD	3	287,281.89 AUD
100,000.01 - 110,000.00	28	0.29%	2,894,848.15 AUD	1.29%	24	2,483,367.37 AUD	4	411,480.78 AUD	25	2,579,649.10 AUD	3	315,199.05 AUD
110,000.01 - 120,000.00	18	0.19%	2,072,956.89 AUD	0.93%	17	1,957,486.91 AUD	1	115,469.98 AUD	16	1,847,057.20 AUD	2	225,899.69 AUD
120,000.01 - 130,000.00	8	0.08%	1,000,122.21 AUD	0.45%	8	1,000,122.21 AUD	-	- AUD	8	1,000,122.21 AUD	-	- AUD
130,000.01 - 140,000.00	4	0.04%	540,619.03 AUD	0.24%	4	540,619.03 AUD	-	- AUD	3	406,143.41 AUD	1	134,475.62 AUD
140,000.01 - 150,000.00	10	0.10%	1,448,424.24 AUD	0.65%	10	1,448,424.24 AUD	-	- AUD	9	1,300,436.97 AUD	1	147,987.27 AUD
> 150,000.00	30	0.31%	5,986,061.02 AUD	2.68%	30	5,986,061.02 AUD	-	- AUD	27	5,441,394.87 AUD	3	544,666.15 AUD
Total	9,623	100.00%	223,713,846.56 AUD	100.00%	2,834	115,785,092.49 AUD	6,789	107,928,754.07 AUD	7,066	180,763,920.94 AUD	2,557	42,949,925.62 AUD

Statistics Outstanding Discounted Receivables Balance	
Minimum Outstanding Discounted Receivables Balance	- AUD
Maximum Outstanding Discounted Receivables Balance	320,795.00 AUD
Average Outstanding Discounted Receivables Balance	23,247.83 AUD

Distribution by Original Balance

Total Portfolio					Balloon				Vehicle Status			
Distribution by Original Balance	Number of Contracts	Percentage of Contracts	Outstanding Discounted Receivables Balance	Percentage of Balance	Balloon		No Balloon		New		Used	
					Number of Contracts	Outstanding Discounted Receivables Balance	Number of Contracts	Outstanding Discounted Receivables Balance	Number of Contracts	Outstanding Discounted Receivables Balance	Number of Contracts	Outstanding Discounted Receivables Balance
0.00 - 10,000.00	35	0.36%	76,449.15 AUD	0.03%	-	- AUD	35	76,449.15 AUD	8	15,272.31 AUD	27	61,176.84 AUD
10,000.01 - 20,000.00	778	8.08%	4,727,152.63 AUD	2.11%	29	295,893.68 AUD	749	4,431,258.95 AUD	275	1,725,074.77 AUD	503	3,002,077.86 AUD
20,000.01 - 30,000.00	1,927	20.02%	20,181,486.24 AUD	9.02%	164	2,502,617.04 AUD	1,763	17,678,869.20 AUD	1,181	12,461,156.36 AUD	746	7,720,329.88 AUD
30,000.01 - 40,000.00	2,005	20.84%	31,225,330.17 AUD	13.96%	395	8,207,483.72 AUD	1,610	23,017,846.45 AUD	1,468	22,806,330.77 AUD	537	8,418,999.40 AUD
40,000.01 - 50,000.00	1,583	16.45%	34,033,574.21 AUD	15.21%	503	13,384,305.68 AUD	1,080	20,649,268.53 AUD	1,247	26,711,005.89 AUD	336	7,322,568.32 AUD
50,000.01 - 60,000.00	1,198	12.45%	31,001,611.73 AUD	13.86%	486	15,626,927.33 AUD	712	15,374,684.40 AUD	1,040	26,629,493.11 AUD	158	4,372,118.62 AUD
60,000.01 - 70,000.00	774	8.04%	24,006,027.73 AUD	10.73%	342	12,965,348.72 AUD	432	11,040,679.01 AUD	685	20,971,975.48 AUD	89	3,034,052.25 AUD
70,000.01 - 80,000.00	396	4.12%	15,216,642.18 AUD	6.80%	224	10,126,613.41 AUD	172	5,090,028.77 AUD	341	12,935,302.37 AUD	55	2,281,339.81 AUD
80,000.01 - 90,000.00	239	2.48%	11,164,777.27 AUD	4.99%	162	8,376,560.10 AUD	77	2,788,217.17 AUD	194	9,040,084.02 AUD	45	2,124,693.25 AUD
90,000.01 - 100,000.00	154	1.60%	8,124,523.56 AUD	3.63%	108	6,358,200.16 AUD	46	1,766,323.40 AUD	137	7,203,348.46 AUD	17	921,175.10 AUD
100,000.01 - 110,000.00	165	1.71%	9,954,083.19 AUD	4.45%	121	7,933,125.65 AUD	44	2,020,957.54 AUD	152	9,152,027.74 AUD	13	802,055.45 AUD
110,000.01 - 120,000.00	77	0.80%	5,244,730.56 AUD	2.34%	62	4,479,105.26 AUD	15	765,625.30 AUD	70	4,776,655.44 AUD	7	468,075.12 AUD
120,000.01 - 130,000.00	77	0.80%	5,712,458.50 AUD	2.55%	59	4,714,600.23 AUD	18	997,858.27 AUD	71	5,304,187.31 AUD	6	408,271.19 AUD
130,000.01 - 140,000.00	53	0.55%	4,316,014.73 AUD	1.93%	45	3,930,347.60 AUD	8	385,667.13 AUD	50	4,029,958.35 AUD	3	286,056.38 AUD
140,000.01 - 150,000.00	38	0.39%	3,251,442.04 AUD	1.45%	34	3,067,968.61 AUD	4	183,473.43 AUD	36	3,050,947.46 AUD	2	200,494.58 AUD
> 150,000.00	124	1.29%	15,477,542.67 AUD	6.92%	100	13,815,995.30 AUD	24	1,661,547.37 AUD	111	13,951,101.10 AUD	13	1,526,441.57 AUD
Total	9,623	100.00%	223,713,846.56 AUD	100.00%	2,834	115,785,092.49 AUD	6,789	107,928,754.07 AUD	7,066	180,763,920.94 AUD	2,557	42,949,925.62 AUD

Statistics	
Minimum Original Balance	6,220.74 AUD
Maximum Original Balance	471,296.41 AUD
Weighted Average Original Receivables Balance (by ODRB)	72,643.57 AUD

Pool Data IV

Interest Rate paid by the Receivable Debtor

Total Portfolio					Product Type			
Interest Rate paid by the Receivable Debtor	Number of Contracts	Percentage of Contracts	Outstanding Discounted Receivables Balance	Percentage of Balance	Chattel Mortgage		Consumer Loan	
					Number of Contracts	Outstanding Discounted Receivables Balance	Number of Contracts	Outstanding Discounted Receivables Balance
0.00%	-	0.00%	- AUD	0.00%	-	- AUD	-	- AUD
0.01% - 1.00%	-	0.00%	- AUD	0.00%	-	- AUD	-	- AUD
1.01% - 2.00%	422	4.39%	6,774,926.11 AUD	3.03%	252	4,192,633.21 AUD	170	2,582,292.90 AUD
2.01% - 3.00%	632	6.57%	19,466,203.85 AUD	8.70%	444	16,704,023.30 AUD	188	2,762,180.55 AUD
3.01% - 4.00%	905	9.40%	28,371,198.89 AUD	12.68%	898	28,199,407.93 AUD	7	171,790.96 AUD
4.01% - 5.00%	1,032	10.72%	29,563,572.98 AUD	13.21%	844	25,313,253.36 AUD	188	4,250,319.62 AUD
5.01% - 6.00%	1,360	14.13%	35,035,514.09 AUD	15.66%	880	25,207,723.87 AUD	480	9,827,790.22 AUD
6.01% - 7.00%	1,746	18.14%	36,926,324.24 AUD	16.51%	772	19,839,799.14 AUD	974	17,086,525.10 AUD
7.01% - 8.00%	1,371	14.25%	26,483,527.62 AUD	11.84%	499	11,851,393.70 AUD	872	14,632,133.92 AUD
8.01% - 9.00%	1,380	14.34%	27,436,381.09 AUD	12.26%	953	19,828,857.01 AUD	427	7,607,524.08 AUD
9.01% - 10.00%	614	6.38%	11,211,496.39 AUD	5.01%	497	8,914,735.23 AUD	117	2,296,761.16 AUD
10.01% - 11.00%	136	1.41%	2,122,206.25 AUD	0.95%	97	1,353,716.81 AUD	39	768,489.44 AUD
11.01% - 12.00%	14	0.15%	216,121.88 AUD	0.10%	5	40,357.38 AUD	9	175,764.50 AUD
12.01% - 13.00%	3	0.03%	27,615.21 AUD	0.01%	-	- AUD	3	27,615.21 AUD
13.01% - 14.00%	5	0.05%	54,067.25 AUD	0.02%	-	- AUD	5	54,067.25 AUD
14.01% - 15.00%	3	0.03%	24,690.71 AUD	0.01%	-	- AUD	3	24,690.71 AUD
15.01% - 16.00%	-	0.00%	- AUD	0.00%	-	- AUD	-	- AUD
> 16.00%	-	0.00%	- AUD	0.00%	-	- AUD	-	- AUD
Total	9,623	100.00%	223,713,846.56 AUD	100.00%	6,141	161,445,900.94 AUD	3,482	62,267,945.62 AUD

Statistics Interest Rate	
Minimum Interest Rate Debtor	1.40%
Maximum Interest Rate Debtor	14.99%
Weighted Average Interest Rate Debtor	5.91%

Pool Data IV

Interest Rate paid by the Receivable Debtor

Total Portfolio					Balloon				Vehicle Status			
Interest Rate paid by the Receivable Debtor	Number of Contracts	Percentage of Contracts	Outstanding Discounted Receivables Balance	Percentage of Balance	Balloon		No Balloon		New		Used	
					Number of Contracts	Outstanding Discounted Receivables Balance	Number of Contracts	Outstanding Discounted Receivables Balance	Number of Contracts	Outstanding Discounted Receivables Balance	Number of Contracts	Outstanding Discounted Receivables Balance
0.00%	-	0.00%	- AUD	0.00%	-	- AUD	-	- AUD	-	- AUD	-	- AUD
0.01% - 1.00%	-	0.00%	- AUD	0.00%	-	- AUD	-	- AUD	-	- AUD	-	- AUD
1.01% - 2.00%	422	4.39%	6,774,926.11 AUD	3.03%	133	4,135,286.90 AUD	289	2,639,639.21 AUD	422	6,774,926.11 AUD	-	- AUD
2.01% - 3.00%	632	6.57%	19,466,203.85 AUD	8.70%	293	14,283,259.47 AUD	339	5,182,944.38 AUD	632	19,466,203.85 AUD	-	- AUD
3.01% - 4.00%	905	9.40%	28,371,198.89 AUD	12.68%	420	19,814,477.26 AUD	485	8,556,721.63 AUD	849	26,872,335.78 AUD	56	1,498,863.11 AUD
4.01% - 5.00%	1,032	10.72%	29,563,572.98 AUD	13.21%	443	18,945,996.96 AUD	589	10,617,576.02 AUD	840	25,035,607.22 AUD	192	4,527,965.76 AUD
5.01% - 6.00%	1,360	14.13%	35,035,514.09 AUD	15.66%	493	20,770,478.27 AUD	867	14,265,035.82 AUD	1,088	29,694,816.29 AUD	272	5,340,697.80 AUD
6.01% - 7.00%	1,746	18.14%	36,926,324.24 AUD	16.51%	446	16,846,371.18 AUD	1,300	20,079,953.06 AUD	1,298	29,391,946.77 AUD	448	7,534,377.47 AUD
7.01% - 8.00%	1,371	14.25%	26,483,527.62 AUD	11.84%	270	9,343,161.89 AUD	1,101	17,140,365.73 AUD	788	17,638,550.65 AUD	583	8,844,976.97 AUD
8.01% - 9.00%	1,380	14.34%	27,436,381.09 AUD	12.26%	244	8,604,731.35 AUD	1,136	18,831,649.74 AUD	886	20,110,312.56 AUD	494	7,326,068.53 AUD
9.01% - 10.00%	614	6.38%	11,211,496.39 AUD	5.01%	83	2,813,770.65 AUD	531	8,397,725.74 AUD	237	5,308,188.20 AUD	377	5,903,308.19 AUD
10.01% - 11.00%	136	1.41%	2,122,206.25 AUD	0.95%	7	186,120.68 AUD	129	1,936,085.57 AUD	18	403,013.09 AUD	118	1,719,193.16 AUD
11.01% - 12.00%	14	0.15%	216,121.88 AUD	0.10%	1	21,633.29 AUD	13	194,488.59 AUD	4	31,957.11 AUD	10	184,164.77 AUD
12.01% - 13.00%	3	0.03%	27,615.21 AUD	0.01%	-	- AUD	3	27,615.21 AUD	-	- AUD	3	27,615.21 AUD
13.01% - 14.00%	5	0.05%	54,067.25 AUD	0.02%	1	19,804.59 AUD	4	34,262.66 AUD	3	31,222.75 AUD	2	22,844.50 AUD
14.01% - 15.00%	3	0.03%	24,690.71 AUD	0.01%	-	- AUD	3	24,690.71 AUD	1	4,840.56 AUD	2	19,850.15 AUD
15.01% - 16.00%	-	0.00%	- AUD	0.00%	-	- AUD	-	- AUD	-	- AUD	-	- AUD
> 16.00%	-	0.00%	- AUD	0.00%	-	- AUD	-	- AUD	-	- AUD	-	- AUD
Total	9,623	100.00%	223,713,846.56 AUD	100.00%	2,834	115,785,092.49 AUD	6,789	107,928,754.07 AUD	7,066	180,763,920.94 AUD	2,557	42,949,925.62 AUD

Statistics Interest Rate	
Minimum Interest Rate Debtor	1.40%
Maximum Interest Rate Debtor	14.99%
Weighted Average Interest Rate Debtor	5.91%

Pool Data V

Original Term

Total Portfolio					Product Type			
Length of Original Term (months)	Number of Contracts	Percentage of Contracts	Outstanding Discounted Receivables Balance	Percentage of Balance	Chattel Mortgage		Consumer Loan	
					Number of Contracts	Outstanding Discounted Receivables Balance	Number of Contracts	Outstanding Discounted Receivables Balance
0 - 11	-	0.00%	- AUD	0.00%	-	- AUD	-	- AUD
12 - 23	-	0.00%	- AUD	0.00%	-	- AUD	-	- AUD
24 - 35	5	0.05%	10,450.56 AUD	0.00%	5	10,450.56 AUD	-	- AUD
36 - 47	764	7.94%	7,760,601.36 AUD	3.47%	563	6,532,899.06 AUD	201	1,227,702.30 AUD
48 - 59	1,509	15.88%	27,817,299.36 AUD	12.43%	1,003	21,234,192.87 AUD	506	6,583,106.49 AUD
60 - 71	6,872	71.41%	176,286,668.92 AUD	78.80%	4,570	133,668,358.45 AUD	2,302	42,618,310.47 AUD
> 71	473	4.92%	11,838,826.36 AUD	5.29%	-	- AUD	473	11,838,826.36 AUD
Total	9,623	100.00%	223,713,846.56 AUD	100.00%	6,141	161,445,900.94 AUD	3,482	62,267,945.62 AUD

Statistics Original Term	
Minimum Original Term in months	30
Maximum Original Term in months	84
Weighted Average Original Term month (by ODRB)	58.94

Remaining Term

Total Portfolio					Product Type			
Length of Remaining Term (months)	Number of Contracts	Percentage of Contracts	Outstanding Discounted Receivables Balance	Percentage of Balance	Chattel Mortgage		Consumer Loan	
					Number of Contracts	Outstanding Discounted Receivables Balance	Number of Contracts	Outstanding Discounted Receivables Balance
0 - 11	1,554	16.15%	18,223,331.24 AUD	8.15%	1,023	13,987,268.71 AUD	531	4,236,062.53 AUD
12 - 23	3,283	34.12%	65,116,318.72 AUD	29.11%	2,154	48,280,575.97 AUD	1,129	16,835,742.75 AUD
24 - 35	4,347	45.17%	128,002,225.15 AUD	57.22%	2,943	98,229,009.82 AUD	1,404	29,773,215.33 AUD
36 - 47	200	2.08%	5,224,603.47 AUD	2.34%	21	949,046.44 AUD	179	4,275,557.03 AUD
48 - 59	237	2.46%	7,071,311.30 AUD	3.18%	-	- AUD	237	7,071,311.30 AUD
60 - 71	2	0.02%	76,056.68 AUD	0.03%	-	- AUD	2	76,056.68 AUD
> 71	-	0.00%	- AUD	0.00%	-	- AUD	-	- AUD
Total	9,623	100.00%	223,713,846.56 AUD	100.00%	6,141	161,445,900.94 AUD	3,482	62,267,945.62 AUD

Statistics Remaining Term	
Minimum Remaining Term in months	0
Maximum Remaining Term in months	64
Weighted Average Remaining Term in months (by ODRB)	24.81

Distribution by Seasoning

Total Portfolio					Product Type			
Seasoning (months)	Number of Contracts	Percentage of Contracts	Outstanding Discounted Receivables Balance	Percentage of Balance	Chattel Mortgage		Consumer Loan	
					Number of Contracts	Outstanding Discounted Receivables Balance	Number of Contracts	Outstanding Discounted Receivables Balance
0 - 11	-	0.00%	- AUD	0.00%	-	- AUD	-	- AUD
12 - 23	24	0.25%	969,690.62 AUD	0.43%	18	806,235.03 AUD	6	163,455.59 AUD
24 - 35	5,750	59.75%	150,631,480.34 AUD	67.33%	3,831	111,908,592.14 AUD	1,919	38,722,888.20 AUD
36 - 47	3,595	37.36%	69,510,585.45 AUD	31.07%	2,184	47,366,593.70 AUD	1,411	22,143,991.75 AUD
48 - 59	214	2.22%	2,414,199.77 AUD	1.08%	108	1,364,480.07 AUD	106	1,049,719.70 AUD
60 - 71	8	0.08%	40,559.36 AUD	0.02%	-	- AUD	8	40,559.36 AUD
> 71	32	0.33%	147,331.02 AUD	0.07%	-	- AUD	32	147,331.02 AUD
Total	9,623	100.00%	223,713,846.56 AUD	100.00%	6,141	161,445,900.94 AUD	3,482	62,267,945.62 AUD

Statistics Seasoning	
Minimum Seasoning in months	13
Maximum Seasoning in months	81
Weighted Average Seasoning Term in months (by ODRB)	34.18

Pool Data V

Original Term

Total Portfolio					Balloon				Vehicle Status			
Length of Original Term (months)	Number of Contracts	Percentage of Contracts	Outstanding Discounted Receivables Balance	Percentage of Balance	Balloon		No Balloon		New		Used	
					Number of Contracts	Outstanding Discounted Receivables Balance	Number of Contracts	Outstanding Discounted Receivables Balance	Number of Contracts	Outstanding Discounted Receivables Balance	Number of Contracts	Outstanding Discounted Receivables Balance
0 - 11	-	0.00%	- AUD	0.00%	-	- AUD	-	- AUD	-	- AUD	-	- AUD
12 - 23	-	0.00%	- AUD	0.00%	-	- AUD	-	- AUD	-	- AUD	-	- AUD
24 - 35	5	0.05%	10,450.56 AUD	0.00%	-	- AUD	5	10,450.56 AUD	-	- AUD	5	10,450.56 AUD
36 - 47	764	7.94%	7,760,601.36 AUD	3.47%	161	4,913,022.24 AUD	603	2,847,579.12 AUD	543	6,665,337.11 AUD	221	1,095,264.25 AUD
48 - 59	1,509	15.88%	27,817,299.36 AUD	12.43%	471	16,618,536.04 AUD	1,038	11,198,763.32 AUD	1,231	25,246,975.33 AUD	278	2,570,324.03 AUD
60 - 71	6,872	71.41%	176,286,668.92 AUD	78.80%	2,202	94,253,534.21 AUD	4,670	82,033,134.71 AUD	4,970	140,660,835.16 AUD	1,902	35,625,833.76 AUD
> 71	473	4.92%	11,838,826.36 AUD	5.29%	-	- AUD	473	11,838,826.36 AUD	322	8,190,773.34 AUD	151	3,648,053.02 AUD
Total	9,623	100.00%	223,713,846.56 AUD	100.00%	2,834	115,785,092.49 AUD	6,789	107,926,754.07 AUD	7,066	180,763,920.94 AUD	2,557	42,949,925.62 AUD

Statistics Original Term	
Minimum Original Term in months	30
Maximum Original Term in months	84
Weighted Average Original Term month (by ODRB)	58.94

Remaining Term

Total Portfolio					Balloon				Vehicle Status			
Length of Remaining Term (months)	Number of Contracts	Percentage of Contracts	Outstanding Discounted Receivables Balance	Percentage of Balance	Balloon		No Balloon		New		Used	
					Number of Contracts	Outstanding Discounted Receivables Balance	Number of Contracts	Outstanding Discounted Receivables Balance	Number of Contracts	Outstanding Discounted Receivables Balance	Number of Contracts	Outstanding Discounted Receivables Balance
0 - 11	1,554	16.15%	18,223,331.24 AUD	8.15%	406	12,519,073.49 AUD	1,148	5,704,257.75 AUD	1,167	16,285,659.89 AUD	387	1,937,671.35 AUD
12 - 23	3,283	34.12%	65,116,318.72 AUD	29.11%	975	34,671,953.96 AUD	2,308	30,444,364.76 AUD	2,400	53,499,884.26 AUD	883	11,616,434.46 AUD
24 - 35	4,347	45.17%	128,002,225.15 AUD	57.22%	1,443	68,074,343.75 AUD	2,904	59,927,981.40 AUD	3,200	102,381,001.08 AUD	1,147	25,621,224.07 AUD
36 - 47	200	2.08%	5,224,603.47 AUD	2.34%	10	519,721.29 AUD	190	4,704,882.18 AUD	132	3,582,870.33 AUD	68	1,641,733.14 AUD
48 - 59	237	2.46%	7,071,311.30 AUD	3.18%	-	- AUD	237	7,071,311.30 AUD	166	4,963,777.04 AUD	71	2,107,534.26 AUD
60 - 71	2	0.02%	76,056.68 AUD	0.03%	-	- AUD	2	76,056.68 AUD	1	50,728.34 AUD	1	25,328.34 AUD
> 71	-	0.00%	- AUD	0.00%	-	- AUD	-	- AUD	-	- AUD	-	- AUD
Total	9,623	100.00%	223,713,846.56 AUD	100.00%	2,834	115,785,092.49 AUD	6,789	107,926,754.07 AUD	7,066	180,763,920.94 AUD	2,557	42,949,925.62 AUD

Statistics Remaining Term	
Minimum Remaining Term in months	0
Maximum Remaining Term in months	64
Weighted Average Remaining Term in months (by ODRB)	24.81

Distribution by Seasoning

Total Portfolio					Balloon				Vehicle Status			
Seasoning (months)	Number of Contracts	Percentage of Contracts	Outstanding Discounted Receivables Balance	Percentage of Balance	Balloon		No Balloon		New		Used	
					Number of Contracts	Outstanding Discounted Receivables Balance	Number of Contracts	Outstanding Discounted Receivables Balance	Number of Contracts	Outstanding Discounted Receivables Balance	Number of Contracts	Outstanding Discounted Receivables Balance
0 - 11	-	0.00%	- AUD	0.00%	-	- AUD	-	- AUD	-	- AUD	-	- AUD
12 - 23	24	0.25%	969,690.62 AUD	0.43%	8	444,906.53 AUD	16	524,784.09 AUD	13	731,489.68 AUD	11	238,200.94 AUD
24 - 35	5,750	59.75%	150,631,480.34 AUD	67.33%	1,724	77,215,562.54 AUD	4,026	73,415,917.80 AUD	4,243	121,592,817.77 AUD	1,507	29,038,662.57 AUD
36 - 47	3,595	37.36%	69,510,585.45 AUD	31.07%	1,046	36,608,142.14 AUD	2,549	32,902,443.31 AUD	2,643	56,380,341.44 AUD	952	13,130,244.01 AUD
48 - 59	214	2.22%	2,414,199.77 AUD	1.08%	56	1,516,481.28 AUD	158	897,718.49 AUD	142	1,921,196.49 AUD	72	493,003.28 AUD
60 - 71	8	0.08%	40,559.36 AUD	0.02%	-	- AUD	8	40,559.36 AUD	4	33,408.50 AUD	4	7,150.86 AUD
> 71	32	0.33%	147,331.02 AUD	0.07%	-	- AUD	32	147,331.02 AUD	21	104,667.06 AUD	11	42,663.96 AUD
Total	9,623	100.00%	223,713,846.56 AUD	100.00%	2,834	115,785,092.49 AUD	6,789	107,926,754.07 AUD	7,066	180,763,920.94 AUD	2,557	42,949,925.62 AUD

Statistics Seasoning	
Minimum Seasoning in months	13
Maximum Seasoning in months	81
Weighted Average Seasoning Term in months (by ODRB)	34.18

Pool Data VI

Product Type

Total Portfolio					Balloon				Vehicle Status			
Product Type	Number of Contracts	Percentage of Contracts	Outstanding Discounted Receivables Balance	Percentage of Balance	Balloon		No Balloon		New		Used	
					Number of Contracts	Outstanding Discounted Receivables Balance	Number of Contracts	Outstanding Discounted Receivables Balance	Number of Contracts	Outstanding Discounted Receivables Balance	Number of Contracts	Outstanding Discounted Receivables Balance
Chattel Mortgage	6,141	63.82%	161,445,900.94 AUD	72.17%	2,260	97,154,395.26 AUD	3,881	64,291,505.68 AUD	4,680	133,782,860.75 AUD	1,461	27,663,040.19 AUD
Consumer Loan	3,482	36.18%	62,267,945.62 AUD	27.83%	574	18,630,697.23 AUD	2,908	43,637,248.39 AUD	2,386	46,981,060.19 AUD	1,096	15,286,885.43 AUD
Total	9,623	100.00%	223,713,846.56 AUD	100.00%	2,834	115,785,092.49 AUD	6,789	107,928,754.07 AUD	7,066	180,763,920.94 AUD	2,557	42,949,925.62 AUD

Vehicle Status

Total Portfolio					Product Type			
Type of Car	Number of Contracts	Percentage of Contracts	Outstanding Discounted Receivables Balance	Percentage of Balance	Chattel Mortgage		Consumer Loan	
					Number of Contracts	Outstanding Discounted Receivables Balance	Number of Contracts	Outstanding Discounted Receivables Balance
New Vehicles	7,066	73.43%	180,763,920.94 AUD	80.80%	4,680	133,782,860.75 AUD	2,386	46,981,060.19 AUD
Used Vehicles	2,557	26.57%	42,949,925.62 AUD	19.20%	1,461	27,663,040.19 AUD	1,096	15,286,885.43 AUD
Total	9,623	100.00%	223,713,846.56 AUD	100.00%	6,141	161,445,900.94 AUD	3,482	62,267,945.62 AUD

Balloon

Total Portfolio				
Balloon	Number of Contracts	Percentage of Contracts	Outstanding Discounted Receivables Balance	Percentage of Balance
Balloon	2,834	29.45%	115,785,092.49 AUD	51.76%
No Balloon	6,789	70.55%	107,928,754.07 AUD	48.24%
Total	9,623	100.00%	223,713,846.56 AUD	100.00%

Pool Data VII

Distribution by Vehicle Brand and Models

Total Portfolio						Product Type				
Make	Model	Number of Contracts	Percentage of Contracts	Outstanding Discounted Receivables Balance	Percentage of Balance	Chattel Mortgage		Consumer Loan		
						Number of Contracts	Outstanding Discounted Receivables Balance	Number of Contracts	Outstanding Discounted Receivables Balance	
Volkswagen Group Vehicles										
AUDI	A1	36	0.37%	549,402.73 AUD	0.25%	17	240,003.48 AUD	19	309,399.25 AUD	
	A3	177	1.84%	4,319,316.62 AUD	1.93%	77	2,230,341.24 AUD	100	2,088,975.38 AUD	
	A4	86	0.89%	2,160,780.08 AUD	0.97%	52	1,537,707.19 AUD	34	623,072.89 AUD	
	A5	51	0.53%	1,792,400.44 AUD	0.80%	37	1,394,381.25 AUD	14	398,019.19 AUD	
	A6	21	0.22%	771,591.73 AUD	0.34%	15	653,770.23 AUD	6	117,821.50 AUD	
	A7	8	0.08%	558,221.54 AUD	0.25%	8	558,221.54 AUD	-	- AUD	
	A8	1	0.01%	21,852.54 AUD	0.01%	1	21,852.54 AUD	-	- AUD	
	E-TRON	5	0.05%	399,314.07 AUD	0.18%	4	338,315.80 AUD	1	60,998.27 AUD	
	Q2	67	0.70%	1,319,955.19 AUD	0.59%	26	580,564.66 AUD	41	739,390.53 AUD	
	Q3	196	2.04%	5,067,291.57 AUD	2.27%	112	3,143,313.87 AUD	84	1,923,977.70 AUD	
	Q5	208	2.16%	6,885,026.98 AUD	3.08%	143	4,876,920.46 AUD	65	2,008,106.52 AUD	
	Q7	166	1.73%	8,005,665.60 AUD	3.58%	132	6,645,914.83 AUD	34	1,359,750.77 AUD	
	Q8	15	0.16%	943,498.98 AUD	0.42%	13	874,008.86 AUD	2	69,490.12 AUD	
	R8	5	0.05%	663,817.94 AUD	0.30%	5	663,817.94 AUD	-	- AUD	
	TT	4	0.04%	70,504.80 AUD	0.03%	2	39,879.96 AUD	2	30,624.84 AUD	
	SubTotal	1,046	10.87%	33,528,640.81 AUD	14.99%	644	23,799,013.85 AUD	402	9,729,626.96 AUD	
BENTLEY	BENTAYGA	2	0.02%	417,645.35 AUD	0.19%	2	417,645.35 AUD	-	- AUD	
	CONTINENTAL	2	0.02%	252,445.68 AUD	0.11%	2	252,445.68 AUD	-	- AUD	
	SubTotal	4	0.04%	670,091.03 AUD	0.30%	4	670,091.03 AUD	-	- AUD	
LAMBORGHINI	AVENTADOR	-	0.00%	- AUD	0.00%	-	- AUD	-	- AUD	
	HURACAN	-	0.00%	- AUD	0.00%	-	- AUD	-	- AUD	
	URUS	2	0.02%	500,405.42 AUD	0.22%	1	296,073.90 AUD	1	204,331.52 AUD	
	SubTotal	2	0.02%	500,405.42 AUD	0.22%	1	296,073.90 AUD	1	204,331.52 AUD	
PORSCHE	BOXSTER	7	0.07%	664,080.51 AUD	0.30%	7	664,080.51 AUD	-	- AUD	
	CARRERA / 911	17	0.18%	2,760,987.12 AUD	1.23%	16	2,677,382.41 AUD	1	83,604.71 AUD	
	CAYENNE	65	0.68%	4,689,531.23 AUD	2.10%	60	4,490,878.69 AUD	5	198,652.54 AUD	
	CAYMAN	1	0.01%	57,748.24 AUD	0.03%	-	- AUD	1	57,748.24 AUD	
	MACAN	83	0.86%	4,633,246.23 AUD	2.07%	77	4,245,616.20 AUD	6	387,630.03 AUD	
	PANAMERA	-	0.00%	- AUD	0.00%	-	- AUD	-	- AUD	
	TAYCAN	11	0.11%	1,603,384.82 AUD	0.72%	11	1,603,384.82 AUD	-	- AUD	
	SubTotal	184	1.91%	14,408,978.15 AUD	6.44%	171	13,681,342.63 AUD	13	727,635.52 AUD	
SKODA	FABIA	33	0.34%	293,423.77 AUD	0.13%	8	95,849.92 AUD	25	197,573.85 AUD	
	KAROQ	43	0.45%	634,860.20 AUD	0.28%	16	215,503.58 AUD	27	419,356.62 AUD	
	KODIAQ	79	0.82%	1,762,107.02 AUD	0.79%	32	766,552.88 AUD	47	995,554.14 AUD	
	KAMIQ	61	0.63%	857,664.18 AUD	0.38%	15	172,091.41 AUD	46	685,572.77 AUD	
	SCALA	36	0.37%	488,241.27 AUD	0.22%	11	174,659.19 AUD	25	313,582.08 AUD	
	OCTAVIA	76	0.79%	1,210,352.09 AUD	0.54%	16	243,730.10 AUD	60	966,621.99 AUD	
	RAPID	-	0.00%	- AUD	0.00%	-	- AUD	-	- AUD	
	SUPERB	16	0.17%	374,507.88 AUD	0.17%	9	248,522.72 AUD	7	125,985.16 AUD	
	SubTotal	344	3.57%	5,621,156.41 AUD	2.51%	107	1,916,909.80 AUD	237	3,704,246.61 AUD	
VOLKSWAGEN	AMAROK	538	5.59%	10,487,172.37 AUD	4.69%	421	8,351,396.98 AUD	117	2,135,775.39 AUD	
	ARTEON	4	0.04%	106,203.12 AUD	0.05%	1	33,238.00 AUD	3	72,965.12 AUD	
	CADDY	70	0.73%	937,295.93 AUD	0.42%	66	915,140.46 AUD	4	22,155.47 AUD	
	CARAVELLE	1	0.01%	37,410.74 AUD	0.02%	1	37,410.74 AUD	-	- AUD	
	CRAFTER	94	0.98%	1,742,906.96 AUD	0.78%	92	1,709,701.45 AUD	2	33,205.51 AUD	
	GOLF	281	2.92%	3,555,466.13 AUD	1.59%	104	1,478,599.70 AUD	177	2,076,866.43 AUD	
	JETTA	2	0.02%	11,198.78 AUD	0.01%	-	- AUD	2	11,198.78 AUD	
	MULTIVAN	30	0.31%	838,364.73 AUD	0.37%	20	615,092.83 AUD	10	223,271.90 AUD	
	NEW BEETLE	3	0.03%	19,643.43 AUD	0.01%	1	8,259.84 AUD	2	11,383.59 AUD	
	PASSAT	25	0.26%	489,036.14 AUD	0.22%	11	181,073.06 AUD	14	307,963.08 AUD	
	POLO	120	1.25%	1,083,148.42 AUD	0.48%	34	303,021.28 AUD	86	780,127.14 AUD	
	SCIROCCO	-	0.00%	- AUD	0.00%	-	- AUD	-	- AUD	
	T-CROSS	129	1.34%	1,770,797.17 AUD	0.79%	37	526,265.42 AUD	92	1,244,531.75 AUD	
	T-ROC	83	0.86%	1,421,514.57 AUD	0.64%	27	475,355.62 AUD	56	946,158.95 AUD	
	TIGUAN	395	4.10%	7,267,459.38 AUD	3.25%	194	3,892,633.79 AUD	201	3,374,825.59 AUD	
	TOUAREG	66	0.69%	2,657,755.83 AUD	1.19%	51	2,142,493.57 AUD	15	515,262.26 AUD	

Pool Data VII

Distribution by Vehicle Brand and Models

Total Portfolio						Balloon				Vehicle Status			
Make	Model	Number of Contracts	Percentage of Contracts	Outstanding Discounted Receivables Balance	Percentage of Balance	Balloon		No Balloon		New		Used	
						Number of Contracts	Outstanding Discounted Receivables Balance	Number of Contracts	Outstanding Discounted Receivables Balance	Number of Contracts	Outstanding Discounted Receivables Balance	Number of Contracts	Outstanding Discounted Receivables Balance
Volkswagen Group Vehicles													
AUDI	A1	36	0.37%	549,402.73 AUD	0.25%	11	280,774.79 AUD	25	268,627.94 AUD	21	433,897.79 AUD	15	115,504.94 AUD
	A3	177	1.84%	4,319,316.62 AUD	1.93%	72	2,582,202.55 AUD	105	1,737,114.07 AUD	117	3,276,043.49 AUD	60	1,043,273.13 AUD
	A4	86	0.89%	2,160,780.08 AUD	0.97%	34	1,213,225.61 AUD	52	947,554.47 AUD	58	1,715,769.69 AUD	28	445,010.39 AUD
	A5	51	0.53%	1,792,400.44 AUD	0.80%	27	1,282,006.28 AUD	24	510,394.16 AUD	39	1,556,815.88 AUD	12	235,584.56 AUD
	A6	21	0.22%	771,591.73 AUD	0.34%	8	461,197.92 AUD	13	310,393.81 AUD	11	545,253.21 AUD	10	226,338.52 AUD
	A7	8	0.08%	558,221.54 AUD	0.25%	7	540,065.46 AUD	1	18,156.08 AUD	6	506,211.02 AUD	2	52,010.52 AUD
	A8	1	0.01%	21,852.54 AUD	0.01%	-	- AUD	1	21,852.54 AUD	1	21,852.54 AUD	-	- AUD
	E-TRON	5	0.05%	399,314.07 AUD	0.18%	4	363,549.07 AUD	1	35,765.00 AUD	5	399,314.07 AUD	-	- AUD
	Q2	67	0.70%	1,319,955.19 AUD	0.59%	30	774,693.80 AUD	37	545,261.39 AUD	53	1,150,229.83 AUD	14	169,725.36 AUD
	Q3	196	2.04%	5,067,291.57 AUD	2.27%	82	2,950,276.70 AUD	114	2,117,014.87 AUD	167	4,716,148.84 AUD	29	351,142.73 AUD
	Q5	208	2.16%	6,885,026.98 AUD	3.08%	110	4,794,077.28 AUD	98	2,090,949.70 AUD	156	5,802,853.43 AUD	52	1,082,173.55 AUD
	Q7	166	1.73%	8,005,665.60 AUD	3.58%	89	5,765,146.17 AUD	77	2,240,519.43 AUD	108	6,362,886.18 AUD	58	1,642,779.42 AUD
	Q8	15	0.16%	943,498.98 AUD	0.42%	8	631,219.37 AUD	7	312,279.61 AUD	13	831,615.22 AUD	2	111,883.76 AUD
	R8	5	0.05%	663,817.94 AUD	0.30%	5	663,817.94 AUD	-	- AUD	3	475,003.65 AUD	2	188,814.29 AUD
	TT	4	0.04%	70,504.80 AUD	0.03%	1	24,737.11 AUD	3	45,767.69 AUD	-	- AUD	4	70,504.80 AUD
	SubTotal	1,046	10.87%	33,528,640.81 AUD	14.99%	488	22,326,990.05 AUD	558	11,201,650.76 AUD	758	27,793,894.84 AUD	288	5,734,745.97 AUD
BENTLEY	BENTAYGA	2	0.02%	417,645.35 AUD	0.19%	2	417,645.35 AUD	-	- AUD	1	252,435.87 AUD	1	165,209.48 AUD
	CONTINENTAL	2	0.02%	252,445.68 AUD	0.11%	1	158,559.00 AUD	1	93,886.68 AUD	1	- AUD	2	252,445.68 AUD
	SubTotal	4	0.04%	670,091.03 AUD	0.30%	3	576,204.35 AUD	1	93,886.68 AUD	1	252,435.87 AUD	3	417,655.16 AUD
LAMBORGHINI	AVENTADOR	-	0.00%	- AUD	0.00%	-	- AUD	-	- AUD	-	- AUD	-	- AUD
	HURACAN	-	0.00%	- AUD	0.00%	-	- AUD	-	- AUD	-	- AUD	-	- AUD
	URUS	2	0.02%	500,405.42 AUD	0.22%	2	500,405.42 AUD	-	- AUD	2	500,405.42 AUD	-	- AUD
	SubTotal	2	0.02%	500,405.42 AUD	0.22%	2	500,405.42 AUD	-	- AUD	2	500,405.42 AUD	-	- AUD
PORSCHE	BOXSTER	7	0.07%	664,080.51 AUD	0.30%	6	628,811.11 AUD	1	35,269.40 AUD	6	628,811.11 AUD	1	35,269.40 AUD
	CARRERA / 911	17	0.18%	2,760,987.12 AUD	1.23%	15	2,748,055.48 AUD	2	12,931.64 AUD	12	2,354,468.14 AUD	5	406,518.98 AUD
	CAYENNE	65	0.68%	4,689,531.23 AUD	2.10%	46	4,023,397.82 AUD	19	666,133.41 AUD	55	4,285,477.57 AUD	10	404,053.66 AUD
	CAYMAN	1	0.01%	57,748.24 AUD	0.03%	-	- AUD	1	57,748.24 AUD	-	- AUD	1	57,748.24 AUD
	MACAN	83	0.86%	4,633,246.23 AUD	2.07%	59	3,836,202.36 AUD	24	797,043.87 AUD	73	4,300,154.21 AUD	10	333,092.02 AUD
	PANAMERA	-	0.00%	- AUD	0.00%	-	- AUD	-	- AUD	-	- AUD	-	- AUD
	TAYCAN	11	0.11%	1,603,384.82 AUD	0.72%	11	1,603,384.82 AUD	-	- AUD	11	1,603,384.82 AUD	-	- AUD
	SubTotal	184	1.91%	14,408,978.15 AUD	6.44%	137	12,839,851.59 AUD	47	1,569,126.56 AUD	157	13,172,295.85 AUD	27	1,236,682.30 AUD
SKODA	FABIA	33	0.34%	293,423.77 AUD	0.13%	1	15,904.72 AUD	32	277,519.05 AUD	30	283,958.44 AUD	3	9,465.33 AUD
	KAROQ	43	0.45%	634,860.20 AUD	0.28%	6	115,957.19 AUD	37	518,903.01 AUD	43	634,860.20 AUD	-	- AUD
	KODIAQ	79	0.82%	1,762,107.02 AUD	0.79%	22	654,875.76 AUD	57	1,107,231.26 AUD	75	1,706,931.55 AUD	4	55,175.47 AUD
	KAMIQ	61	0.63%	857,664.18 AUD	0.38%	5	106,869.79 AUD	56	750,794.39 AUD	61	857,664.18 AUD	-	- AUD
	SCALA	36	0.37%	488,241.27 AUD	0.22%	8	150,524.86 AUD	28	337,716.41 AUD	36	488,241.27 AUD	-	- AUD
	OCTAVIA	76	0.79%	1,210,352.09 AUD	0.54%	23	591,311.98 AUD	53	619,040.11 AUD	70	1,147,978.05 AUD	6	62,374.04 AUD
	RAPID	-	0.00%	- AUD	0.00%	-	- AUD	-	- AUD	-	- AUD	-	- AUD
	SUPERB	16	0.17%	374,507.88 AUD	0.17%	7	231,342.89 AUD	9	143,164.99 AUD	13	350,923.51 AUD	3	23,584.37 AUD
	SubTotal	344	3.57%	5,621,156.41 AUD	2.51%	72	1,866,787.19 AUD	272	3,754,369.22 AUD	328	5,470,557.20 AUD	16	150,599.21 AUD
VOLKSWAGEN	AMAROK	538	5.59%	10,487,172.37 AUD	4.69%	194	5,950,033.23 AUD	344	4,537,139.14 AUD	440	8,832,389.69 AUD	98	1,654,782.68 AUD
	ARTEON	4	0.04%	106,203.12 AUD	0.05%	3	90,605.66 AUD	1	15,597.46 AUD	1	24,396.08 AUD	3	81,807.04 AUD
	CADDY	70	0.73%	937,295.93 AUD	0.42%	18	390,898.06 AUD	52	546,397.87 AUD	58	812,039.63 AUD	12	125,256.30 AUD
	CARAVELLE	1	0.01%	37,410.74 AUD	0.02%	-	- AUD	1	37,410.74 AUD	1	37,410.74 AUD	-	- AUD
	CRAFTER	94	0.98%	1,742,906.96 AUD	0.78%	30	904,528.09 AUD	64	838,378.87 AUD	93	1,734,692.85 AUD	1	8,214.11 AUD
	GOLF	281	2.92%	3,555,466.13 AUD	1.59%	73	1,526,823.72 AUD	208	2,028,642.41 AUD	191	2,663,515.93 AUD	90	891,950.20 AUD
	JETTA	2	0.02%	11,198.78 AUD	0.01%	-	- AUD	2	11,198.78 AUD	-	- AUD	2	11,198.78 AUD
	MULTIVAN	30	0.31%	838,364.73 AUD	0.37%	11	446,528.59 AUD	19	391,836.14 AUD	22	673,791.49 AUD	8	164,573.24 AUD
	NEW BEETLE	3	0.03%	19,643.43 AUD	0.01%	-	- AUD	3	19,643.43 AUD	-	- AUD	3	19,643.43 AUD
	PASSAT	25	0.26%	489,036.14 AUD	0.22%	10	271,945.32 AUD	15	217,090.82 AUD	15	374,982.90 AUD	10	114,053.24 AUD
	POLO	120	1.25%	1,083,148.42 AUD	0.48%	15	230,606.04 AUD	105	852,542.38 AUD	106	1,022,314.62 AUD	14	60,833.80 AUD
	SCIROCCO	-	0.00%	- AUD	0.00%	-	- AUD	-	- AUD	-	- AUD	-	- AUD
	T-CROSS	129	1.34%	1,770,797.17 AUD	0.79%	21	397,367.28 AUD	108	1,373,429.89 AUD	129	1,770,797.17 AUD	-	- AUD
	T-ROC	83	0.86%	1,421,514.57 AUD	0.64%	17	431,928.69 AUD	66	989,585.88 AUD	83	1,421,514.57 AUD	-	- AUD
	TIGUAN	395	4.10%	7,267,459.38 AUD	3.25%	119	3,218,685.94 AUD	276	4,048,773.44 AUD	350	6,588,533.02 AUD	45	678,926.36 AUD
	TQUAREG	66	0.69%	2,657,755.83 AUD	1.19%	32	1,852,262.16 AUD	34	805,493.67 AUD	51	2,414,960.71 AUD	15	242,795.12 AUD

Pool Data VII

Distribution by Vehicle Brand and Models

Total Portfolio						Product Type			
Make	Model	Number of Contracts	Percentage of Contracts	Outstanding Discounted Receivables Balance	Percentage of Balance	Chattel Mortgage		Consumer Loan	
						Number of Contracts	Outstanding Discounted Receivables Balance	Number of Contracts	Outstanding Discounted Receivables Balance
	TRANSPORTER	88	0.91%	2,120,880.30 AUD	0.95%	75	1,740,723.81 AUD	13	380,156.49 AUD
	UP!	-	0.00%	- AUD	0.00%	-	- AUD	-	- AUD
	SubTotal	1,929	20.05%	34,546,254.00 AUD	15.44%	1,135	22,410,406.55 AUD	794	12,135,847.45 AUD
Volkswagen Group Vehicles	SubTotal	3,509	36.46%	89,275,525.82 AUD	39.91%	2,062	62,773,837.76 AUD	1,447	26,501,688.06 AUD

Pool Data VII

Distribution by Vehicle Brand and Models

Total Portfolio						Balloon				Vehicle Status			
Make	Model	Number of Contracts	Percentage of Contracts	Outstanding Discounted Receivables Balance	Percentage of Balance	Balloon		No Balloon		New		Used	
						Number of Contracts	Outstanding Discounted Receivables Balance	Number of Contracts	Outstanding Discounted Receivables Balance	Number of Contracts	Outstanding Discounted Receivables Balance	Number of Contracts	Outstanding Discounted Receivables Balance
	TRANSPORTER	88	0.91%	2,120,880.30 AUD	0.95%	33	1,030,362.32 AUD	55	1,090,517.98 AUD	76	1,945,479.19 AUD	12	175,401.11 AUD
	UP!	-	0.00%	- AUD	0.00%	-	- AUD	-	- AUD	-	- AUD	-	- AUD
	SubTotal	1,929	20.05%	34,546,254.00 AUD	15.44%	576	16,742,575.10 AUD	1,353	17,803,678.90 AUD	1,616	30,316,818.59 AUD	313	4,229,435.41 AUD
Volkswagen Group Vehicles	SubTotal	3,509	36.46%	89,275,525.82 AUD	39.91%	1,278	54,852,813.70 AUD	2,231	34,422,712.12 AUD	2,862	77,506,407.77 AUD	647	11,769,118.05 AUD

Pool Data VII

Distribution by Vehicle Brand and Models

Total Portfolio						Product Type			
Make	Model	Number of Contracts	Percentage of Contracts	Outstanding Discounted Receivables Balance	Percentage of Balance	Chattel Mortgage		Consumer Loan	
						Number of Contracts	Outstanding Discounted Receivables Balance	Number of Contracts	Outstanding Discounted Receivables Balance
Other Vehicles									
ABARTH		12	0.12%	209,057.92 AUD	0.09%	10	175,000.69 AUD	2	34,057.23 AUD
ALFA ROMEO		26	0.27%	729,406.24 AUD	0.33%	14	352,307.53 AUD	12	377,098.71 AUD
ASTON MARTIN		6	0.06%	755,400.66 AUD	0.34%	6	755,400.66 AUD	-	- AUD
BMW		100	1.04%	3,450,543.47 AUD	1.54%	79	2,935,585.23 AUD	21	514,958.24 AUD
CHEVROLET		20	0.21%	1,061,260.11 AUD	0.47%	18	943,633.84 AUD	2	117,626.27 AUD
CHRYSLER		5	0.05%	96,623.23 AUD	0.04%	2	69,504.62 AUD	3	27,118.61 AUD
CITROEN		2	0.02%	23,326.00 AUD	0.01%	2	23,326.00 AUD	-	- AUD
DODGE		2	0.02%	5,971.86 AUD	0.00%	1	810.03 AUD	1	5,161.83 AUD
FERRARI		-	0.00%	- AUD	0.00%	-	- AUD	-	- AUD
FIAT		11	0.11%	131,533.90 AUD	0.06%	8	102,618.10 AUD	3	28,915.80 AUD
FORD		672	6.98%	16,190,702.47 AUD	7.24%	538	13,456,805.79 AUD	134	2,733,896.68 AUD
GENESIS		2	0.02%	120,564.79 AUD	0.05%	2	120,564.79 AUD	-	- AUD
GM		1	0.01%	55,628.18 AUD	0.02%	1	55,628.18 AUD	-	- AUD
GREAT WALL		9	0.09%	68,120.68 AUD	0.03%	6	42,736.49 AUD	3	25,384.19 AUD
GWM		45	0.47%	840,156.29 AUD	0.38%	33	602,262.36 AUD	12	237,893.93 AUD
HAVAL		49	0.51%	741,427.12 AUD	0.33%	28	384,842.73 AUD	21	356,584.39 AUD
HINO		1	0.01%	34,065.98 AUD	0.02%	1	34,065.98 AUD	-	- AUD
HOLDEN		205	2.13%	2,720,204.36 AUD	1.22%	109	1,470,218.31 AUD	96	1,249,986.05 AUD
HONDA		180	1.87%	2,547,129.10 AUD	1.14%	98	1,510,544.53 AUD	82	1,036,584.57 AUD
HYUNDAI		491	5.10%	7,229,108.83 AUD	3.23%	260	4,093,060.54 AUD	231	3,136,048.29 AUD
INFINITI		1	0.01%	12,083.30 AUD	0.01%	1	12,083.30 AUD	-	- AUD
ISUZU		220	2.29%	4,967,209.59 AUD	2.22%	156	3,374,807.52 AUD	64	1,592,402.07 AUD
JAGUAR		60	0.62%	2,324,336.59 AUD	1.04%	45	1,915,273.63 AUD	15	409,062.96 AUD
JEEP		92	0.96%	2,102,633.50 AUD	0.94%	61	1,520,953.68 AUD	31	581,679.82 AUD
KIA		276	2.87%	4,391,390.88 AUD	1.96%	163	2,955,955.49 AUD	113	1,435,435.39 AUD
LAND ROVER		429	4.46%	21,200,493.61 AUD	9.48%	324	17,257,070.96 AUD	105	3,943,422.65 AUD
LDV		188	1.95%	3,004,097.03 AUD	1.34%	164	2,540,530.36 AUD	24	463,566.67 AUD
LEXUS		9	0.09%	230,863.44 AUD	0.10%	9	230,863.44 AUD	-	- AUD
MAHINDRA		2	0.02%	9,309.31 AUD	0.00%	2	9,309.31 AUD	-	- AUD
MASERATI		16	0.17%	1,520,276.60 AUD	0.68%	14	1,404,471.77 AUD	2	115,804.83 AUD
MAZDA		410	4.26%	7,085,686.85 AUD	3.17%	265	5,020,734.32 AUD	145	2,064,952.53 AUD
MERCEDES-BENZ		232	2.41%	7,497,520.14 AUD	3.35%	191	6,392,435.86 AUD	41	1,105,084.28 AUD
MG		167	1.74%	1,943,768.82 AUD	0.87%	66	706,558.27 AUD	101	1,237,210.55 AUD
MINI		10	0.10%	211,996.80 AUD	0.09%	8	152,276.66 AUD	2	59,720.14 AUD
MITSUBISHI		617	6.41%	9,839,414.66 AUD	4.40%	345	5,516,880.67 AUD	272	4,322,533.99 AUD
NISSAN		280	2.91%	5,268,673.33 AUD	2.36%	194	3,886,082.21 AUD	86	1,382,591.12 AUD
OPEL		1	0.01%	6,931.29 AUD	0.00%	-	- AUD	1	6,931.29 AUD
PEUGEOT		54	0.56%	1,010,850.79 AUD	0.45%	43	746,545.86 AUD	11	264,304.93 AUD
RAM		1	0.01%	74,314.08 AUD	0.03%	1	74,314.08 AUD	-	- AUD
RENAULT		119	1.24%	2,334,015.83 AUD	1.04%	107	2,118,392.39 AUD	12	215,623.44 AUD
ROLLS-ROYCE		1	0.01%	89,887.65 AUD	0.04%	1	89,887.65 AUD	-	- AUD
SSANGYONG		24	0.25%	464,131.83 AUD	0.21%	17	296,286.00 AUD	7	167,845.83 AUD
SUBARU		288	2.99%	4,806,150.11 AUD	2.15%	155	2,664,572.20 AUD	133	2,141,577.91 AUD
SUZUKI		104	1.08%	1,063,593.14 AUD	0.48%	32	320,368.55 AUD	72	743,224.59 AUD
TESLA		14	0.15%	573,153.42 AUD	0.26%	14	573,153.42 AUD	-	- AUD
TOYOTA		521	5.41%	10,701,324.14 AUD	4.78%	389	8,352,908.47 AUD	132	2,348,415.67 AUD
VOLVO		139	1.44%	4,693,982.82 AUD	2.10%	96	3,410,430.71 AUD	43	1,283,552.11 AUD
Other Vehicles	SubTotal	6,114	63.54%	134,438,320.74 AUD	60.09%	4,079	98,672,063.18 AUD	2,035	35,766,257.56 AUD
Total		9,623	100.00%	223,713,846.56 AUD	100.00%	6,141	161,445,900.94 AUD	3,482	62,267,945.62 AUD

Pool Data VII

Distribution by Vehicle Brand and Models

Total Portfolio						Balloon				Vehicle Status			
Make	Model	Number of Contracts	Percentage of Contracts	Outstanding Discounted Receivables Balance	Percentage of Balance	Balloon		No Balloon		New		Used	
						Number of Contracts	Outstanding Discounted Receivables Balance	Number of Contracts	Outstanding Discounted Receivables Balance	Number of Contracts	Outstanding Discounted Receivables Balance	Number of Contracts	Outstanding Discounted Receivables Balance
Other Vehicles													
ABARTH		12	0.12%	209,057.92 AUD	0.09%	7	146,302.69 AUD	5	62,755.23 AUD	7	146,302.69 AUD	5	62,755.23 AUD
ALFA ROMEO		26	0.27%	729,406.24 AUD	0.33%	16	572,057.47 AUD	10	157,348.77 AUD	20	594,169.23 AUD	6	135,237.01 AUD
ASTON MARTIN		6	0.06%	755,400.66 AUD	0.34%	5	736,706.33 AUD	1	18,694.33 AUD	2	406,850.71 AUD	4	348,549.95 AUD
BMW		100	1.04%	3,450,543.47 AUD	1.54%	51	2,457,609.14 AUD	49	992,934.33 AUD	47	2,135,321.80 AUD	53	1,315,221.67 AUD
CHEVROLET		20	0.21%	1,061,260.11 AUD	0.47%	12	739,933.59 AUD	8	321,326.52 AUD	19	1,014,137.55 AUD	1	47,122.56 AUD
CHRYSLER		5	0.05%	96,623.23 AUD	0.04%	1	45,487.39 AUD	4	51,135.84 AUD	2	69,504.62 AUD	3	27,118.61 AUD
CITROEN		2	0.02%	23,326.00 AUD	0.01%	-	- AUD	2	23,326.00 AUD	1	12,921.16 AUD	1	10,404.84 AUD
DODGE		2	0.02%	5,971.86 AUD	0.00%	-	- AUD	2	5,971.86 AUD	-	- AUD	2	5,971.86 AUD
FERRARI		-	0.00%	- AUD	0.00%	-	- AUD	-	- AUD	-	- AUD	-	- AUD
FIAT		11	0.11%	131,533.90 AUD	0.06%	3	58,325.69 AUD	8	73,208.21 AUD	7	98,785.82 AUD	4	32,748.08 AUD
FORD		672	6.98%	16,190,702.47 AUD	7.24%	195	6,627,867.10 AUD	477	9,562,835.37 AUD	462	12,437,386.52 AUD	210	3,753,315.95 AUD
GENESIS		2	0.02%	120,564.79 AUD	0.05%	2	120,564.79 AUD	-	- AUD	2	120,564.79 AUD	-	- AUD
GM		1	0.01%	55,628.18 AUD	0.02%	1	55,628.18 AUD	-	- AUD	1	55,628.18 AUD	-	- AUD
GREAT WALL		9	0.09%	68,120.68 AUD	0.03%	-	- AUD	9	68,120.68 AUD	8	61,672.86 AUD	1	6,447.82 AUD
GWM		45	0.47%	840,156.29 AUD	0.38%	8	186,352.88 AUD	37	653,803.41 AUD	45	840,156.29 AUD	-	- AUD
HAVAL		49	0.51%	741,427.12 AUD	0.33%	3	74,490.00 AUD	46	666,937.12 AUD	49	741,427.12 AUD	-	- AUD
HINO		1	0.01%	34,065.98 AUD	0.02%	1	34,065.98 AUD	-	- AUD	1	34,065.98 AUD	-	- AUD
HOLDEN		205	2.13%	2,720,204.36 AUD	1.22%	15	336,477.95 AUD	190	2,383,726.41 AUD	50	715,738.87 AUD	155	2,004,465.49 AUD
HONDA		180	1.87%	2,547,129.10 AUD	1.14%	29	692,613.17 AUD	151	1,854,515.93 AUD	133	2,068,053.23 AUD	47	479,075.87 AUD
HYUNDAI		491	5.10%	7,229,108.83 AUD	3.23%	77	1,813,139.92 AUD	414	5,415,968.91 AUD	347	5,742,341.16 AUD	144	1,486,767.67 AUD
INFINITI		1	0.01%	12,083.30 AUD	0.01%	-	- AUD	1	12,083.30 AUD	-	- AUD	1	12,083.30 AUD
ISUZU		220	2.29%	4,967,209.59 AUD	2.22%	48	1,397,515.93 AUD	172	3,569,693.66 AUD	182	4,389,641.95 AUD	38	577,567.64 AUD
JAGUAR		60	0.62%	2,324,336.59 AUD	1.04%	36	1,785,904.11 AUD	24	538,432.48 AUD	42	1,853,522.36 AUD	18	470,814.23 AUD
JEEP		92	0.96%	2,102,633.50 AUD	0.94%	22	828,048.14 AUD	70	1,274,585.36 AUD	51	1,528,534.83 AUD	41	574,098.67 AUD
KIA		276	2.87%	4,391,390.88 AUD	1.96%	50	1,421,275.33 AUD	226	2,970,115.55 AUD	215	3,724,839.15 AUD	61	666,551.73 AUD
LAND ROVER		429	4.46%	21,200,493.61 AUD	9.48%	255	16,204,991.95 AUD	174	4,995,501.66 AUD	325	17,743,895.14 AUD	104	3,456,598.47 AUD
LDV		188	1.95%	3,004,097.03 AUD	1.34%	40	874,811.86 AUD	148	2,129,285.17 AUD	183	2,949,744.03 AUD	5	54,353.00 AUD
LEXUS		9	0.09%	230,863.44 AUD	0.10%	6	188,120.32 AUD	3	42,743.12 AUD	5	143,247.68 AUD	4	87,615.76 AUD
MAHINDRA		2	0.02%	9,309.31 AUD	0.00%	-	- AUD	2	9,309.31 AUD	-	- AUD	-	- AUD
MASERATI		16	0.17%	1,520,276.60 AUD	0.68%	13	1,366,085.77 AUD	3	154,190.83 AUD	14	1,342,456.01 AUD	2	177,820.59 AUD
MAZDA		410	4.28%	7,085,686.85 AUD	3.17%	99	2,805,648.97 AUD	311	4,280,037.88 AUD	301	5,927,133.39 AUD	109	1,158,553.46 AUD
MERCEDES-BENZ		232	2.41%	7,497,520.14 AUD	3.35%	89	4,300,118.43 AUD	143	3,197,401.71 AUD	113	4,854,404.76 AUD	119	2,643,115.38 AUD
MG		167	1.74%	1,943,768.82 AUD	0.87%	12	240,779.03 AUD	155	1,702,989.79 AUD	161	1,884,331.16 AUD	6	59,437.66 AUD
MINI		10	0.10%	211,996.80 AUD	0.09%	5	150,871.88 AUD	5	61,124.92 AUD	4	133,441.01 AUD	6	78,555.79 AUD
MITSUBISHI		617	6.41%	9,839,414.66 AUD	4.40%	86	2,208,270.85 AUD	531	7,631,143.81 AUD	455	7,897,556.36 AUD	162	1,941,858.30 AUD
NISSAN		280	2.91%	5,268,673.33 AUD	2.36%	53	1,562,194.80 AUD	227	3,706,478.53 AUD	166	3,874,070.36 AUD	114	1,394,602.97 AUD
OPEL		1	0.01%	6,931.29 AUD	0.00%	-	- AUD	1	6,931.29 AUD	-	- AUD	1	6,931.29 AUD
PEUGEOT		54	0.56%	1,010,850.79 AUD	0.45%	17	470,260.72 AUD	37	540,590.07 AUD	51	980,516.03 AUD	3	30,334.76 AUD
RAM		1	0.01%	74,314.08 AUD	0.03%	1	74,314.08 AUD	-	- AUD	-	- AUD	1	74,314.08 AUD
RENAULT		119	1.24%	2,334,015.83 AUD	1.04%	41	1,090,992.59 AUD	78	1,243,023.24 AUD	101	2,093,282.36 AUD	18	240,733.47 AUD
ROLLS-ROYCE		1	0.01%	89,887.65 AUD	0.04%	-	- AUD	1	89,887.65 AUD	-	- AUD	1	89,887.65 AUD
SSANGYONG		24	0.25%	464,131.83 AUD	0.21%	5	133,376.90 AUD	19	330,754.93 AUD	23	435,111.23 AUD	1	29,200.60 AUD
SUBARU		288	2.99%	4,806,150.11 AUD	2.15%	63	1,600,724.32 AUD	225	3,205,425.79 AUD	215	4,003,519.49 AUD	73	802,630.62 AUD
SUZUKI		104	1.08%	1,063,593.14 AUD	0.48%	5	78,890.75 AUD	99	984,702.39 AUD	81	916,273.77 AUD	23	147,319.37 AUD
TESLA		14	0.15%	573,153.42 AUD	0.26%	9	416,063.28 AUD	5	157,090.14 AUD	14	573,153.42 AUD	-	- AUD
TOYOTA		521	5.41%	10,701,324.14 AUD	4.78%	96	3,628,819.94 AUD	425	7,072,504.20 AUD	177	4,490,700.10 AUD	344	6,210,624.04 AUD
VOLVO		139	1.44%	4,693,982.82 AUD	2.10%	79	3,406,576.57 AUD	60	1,287,406.25 AUD	120	4,213,800.69 AUD	19	480,182.13 AUD
Other Vehicles	SubTotal	6,114	63.54%	134,438,320.74 AUD	60.09%	1,556	60,932,278.79 AUD	4,558	73,506,041.95 AUD	4,204	103,257,513.17 AUD	1,910	31,180,807.57 AUD
Total		9,623	100.00%	223,713,846.56 AUD	100.00%	2,834	115,785,092.49 AUD	6,789	107,928,754.07 AUD	7,066	180,763,920.94 AUD	2,557	42,949,925.62 AUD

Pool Data VIII

Region

Region	Total Portfolio				Product Type			
	Number of Contracts	Percentage of Contracts	Outstanding Discounted Receivables Balance	Percentage of Balance	Chattel Mortgage		Consumer Loan	
					Number of Contracts	Outstanding Discounted Receivables Balance	Number of Contracts	Outstanding Discounted Receivables Balance
Australian Capital Territory	270	2.81%	5,639,129.61 AUD	2.52%	106	2,981,726.44 AUD	164	2,657,403.17 AUD
New South Wales	3,445	35.80%	84,141,884.56 AUD	37.61%	2,297	63,282,063.32 AUD	1,148	20,859,821.24 AUD
Northern Territory	85	0.88%	1,224,136.84 AUD	0.55%	32	494,112.95 AUD	53	730,023.89 AUD
Queensland	2,042	21.22%	45,958,853.48 AUD	20.54%	1,406	34,355,079.02 AUD	636	11,603,774.46 AUD
South Australia	416	4.32%	10,699,112.74 AUD	4.78%	283	8,029,900.64 AUD	133	2,669,212.10 AUD
Tasmania	338	3.51%	5,934,879.28 AUD	2.65%	146	3,076,021.33 AUD	192	2,858,857.95 AUD
Victoria	1,911	19.86%	47,657,652.61 AUD	21.30%	1,207	34,665,880.49 AUD	704	12,991,772.12 AUD
Western Australia	1,116	11.60%	22,458,197.44 AUD	10.04%	664	14,561,116.75 AUD	452	7,897,080.69 AUD
Total	9,623	100.00%	223,713,846.56 AUD	100.00%	6,141	161,445,900.94 AUD	3,482	62,267,945.62 AUD

Pool Data VIII

Region

Region	Total Portfolio				Balloon				Vehicle Status			
	Number of Contracts	Percentage of Contracts	Outstanding Discounted Receivables Balance	Percentage of Balance	Balloon		No Balloon		New		Used	
					Number of Contracts	Outstanding Discounted Receivables Balance	Number of Contracts	Outstanding Discounted Receivables Balance	Number of Contracts	Outstanding Discounted Receivables Balance	Number of Contracts	Outstanding Discounted Receivables Balance
Australian Capital Territory	270	2.81%	5,639,129.61 AUD	2.52%	54	2,329,885.53 AUD	216	3,309,244.08 AUD	175	4,296,825.33 AUD	95	1,342,304.28 AUD
New South Wales	3,445	35.80%	84,141,884.56 AUD	37.61%	1,072	45,862,266.19 AUD	2,373	38,279,618.37 AUD	2,623	69,524,428.10 AUD	822	14,617,456.46 AUD
Northern Territory	85	0.88%	1,224,136.84 AUD	0.55%	3	85,946.99 AUD	82	1,138,189.85 AUD	69	1,018,709.44 AUD	16	205,427.40 AUD
Queensland	2,042	21.22%	45,958,853.48 AUD	20.54%	618	23,486,403.84 AUD	1,424	22,472,449.64 AUD	1,617	39,231,434.11 AUD	425	6,727,419.37 AUD
South Australia	416	4.32%	10,699,112.74 AUD	4.78%	156	6,629,829.90 AUD	260	4,069,282.84 AUD	316	9,069,160.43 AUD	100	1,629,952.31 AUD
Tasmania	338	3.51%	5,934,879.28 AUD	2.65%	59	1,810,189.69 AUD	279	4,124,689.59 AUD	183	3,554,417.51 AUD	155	2,380,461.77 AUD
Victoria	1,911	19.86%	47,657,652.61 AUD	21.30%	707	28,551,541.69 AUD	1,204	19,106,110.92 AUD	1,497	40,329,611.46 AUD	414	7,328,041.15 AUD
Western Australia	1,116	11.60%	22,458,197.44 AUD	10.04%	165	7,029,028.66 AUD	951	15,429,168.78 AUD	586	13,739,334.56 AUD	530	8,718,862.88 AUD
Total	9,623	100.00%	223,713,846.56 AUD	100.00%	2,834	115,785,092.49 AUD	6,789	107,928,754.07 AUD	7,066	180,763,920.94 AUD	2,557	42,949,925.62 AUD

Pool Data IX

Current COVID-19 Extensions

Total Portfolio					Product Type			
Current COVID-19 Extensions	Number of Contracts	Percentage of Contracts	Outstanding Discounted Receivables Balance	Percentage of Balance	Chattel Mortgage		Consumer Loan	
					Number of Contracts	Outstanding Discounted Receivables Balance	Number of Contracts	Outstanding Discounted Receivables Balance
Current COVID-19 Extension	20	0.21%	645,731.44 AUD	0.29%	17	554,214.98 AUD	3	91,516.46 AUD
No Current Extension	9,603	99.79%	223,068,115.12 AUD	99.71%	6,124	160,891,685.96 AUD	3,479	62,176,429.16 AUD
Total	9,623	100.00%	223,713,846.56 AUD	100.00%	6,141	161,445,900.94 AUD	3,482	62,267,945.62 AUD

* Representing contracts which are currently in a COVID-19 extension as at the Reporting Date

Pool Data IX

Current COVID-19 Extensions

Total Portfolio					Balloon				Vehicle Status			
Current COVID-19 Extensions	Number of Contracts	Percentage of Contracts	Outstanding Discounted Receivables Balance	Percentage of Balance	Balloon		No Balloon		New		Used	
					Number of Contracts	Outstanding Discounted Receivables Balance	Number of Contracts	Outstanding Discounted Receivables Balance	Number of Contracts	Outstanding Discounted Receivables Balance	Number of Contracts	Outstanding Discounted Receivables Balance
Current COVID-19 Extension	20	0.21%	645,731.44 AUD	0.29%	7	256,718.79 AUD	13	389,012.65 AUD	11	441,356.69 AUD	9	204,374.75 AUD
No Current Extension	9,603	99.79%	223,068,115.12 AUD	99.71%	2,827	115,528,373.70 AUD	6,776	107,539,741.42 AUD	7,055	180,322,564.25 AUD	2,548	42,745,550.87 AUD
Total	9,623	100.00%	223,713,846.56 AUD	100.00%	2,834	115,785,092.49 AUD	6,789	107,928,754.07 AUD	7,066	180,763,920.94 AUD	2,557	42,949,925.62 AUD

* Representing contracts which are currently in a COVID-19 extension as at the Reporting Date

Individual Hardship Extensions*

Individual Extensions Approved For After Poolcut*	Number of Contracts	Percentage of Contracts	Outstanding Discounted Receivables Balance	Percentage of Balance
None	9,481	98.52%	219,873,371.57 AUD	98.28%
1	110	1.14%	2,784,575.20 AUD	1.24%
2	25	0.26%	850,750.29 AUD	0.38%
3	6	0.06%	162,920.68 AUD	0.07%
4	1	0.01%	42,228.82 AUD	0.02%
5	-	0.00%	0.00 AUD	0.00%
Total	9,623	100.00%	223,713,846.56 AUD	100.00%

*Individual Hardship Extensions Approved For After Poolcut For Contracts Active At End of Reporting Period

Engine Type

Engine Type	Total Portfolio				Product Type			
	Number of Contracts	Percentage of Contracts	Outstanding Discounted Receivables Balance	Percentage of Balance	Chattel Mortgage		Consumer Loan	
					Number of Contracts	Outstanding Discounted Receivables Balance	Number of Contracts	Outstanding Discounted Receivables Balance
EA 189 (Unfixed)	1	0.01%	8,617.87 AUD	0.00%	1	8,617.87 AUD	-	- AUD
Other	9,622	99.99%	223,705,228.69 AUD	100.00%	6,140	161,437,283.07 AUD	3,482	62,267,945.62 AUD
Total	9,623	100.00%	223,713,846.56 AUD	100.00%	6,141	161,445,900.94 AUD	3,482	62,267,945.62 AUD

Engine Type

Engine Type	Total Portfolio				Balloon				Vehicle Status			
	Number of Contracts	Percentage of Contracts	Outstanding Discounted Receivables Balance	Percentage of Balance	Balloon		No Balloon		New		Used	
					Number of Contracts	Outstanding Discounted Receivables Balance	Number of Contracts	Outstanding Discounted Receivables Balance	Number of Contracts	Outstanding Discounted Receivables Balance	Number of Contracts	Outstanding Discounted Receivables Balance
EA 189 (Unfixed)	1	0.01%	8,617.87 AUD	0.00%	-	- AUD	1	8,617.87 AUD	-	- AUD	1	8,617.87 AUD
Other	9,622	99.99%	223,705,228.69 AUD	100.00%	2,834	115,785,092.49 AUD	6,788	107,920,136.20 AUD	7,066	180,763,920.94 AUD	2,556	42,941,307.75 AUD
Total	9,623	100.00%	223,713,846.56 AUD	100.00%	2,834	115,785,092.49 AUD	6,789	107,928,754.07 AUD	7,066	180,763,920.94 AUD	2,557	42,949,925.62 AUD

Contract Level Data **Net Salvage Recoveries By Contract By Month**

No.	Month / Year of Origination	Month / Year of Net Salvage	Outstanding Discounted Receivables Balance at Poolcut	ABS Gross Salvage Loss	ABS Net Salvage Loss	ABS Recoveries After Net Salvage	ABS Net Salvage Loss After Recoveries	Loss Percentage on Poolcut Balance	Geographical Location of Borrower	Vehicle Type (New/Used)	Vehicle Manufacturer	Product Type
1	02/2021	07/2022	69,286.66 AUD	68,260.06 AUD	23,440.30 AUD	- AUD	23,440.30 AUD	33.83%	Queensland	New	HYUNDAI	Chattel Mortgage
2	04/2017	08/2022	4,908.02 AUD	1,802.96 AUD	1,802.96 AUD	2,382.04 AUD	(579.08) AUD	-11.80%	Western Australia	Used	TOYOTA	Consumer Loan
3	09/2020	08/2022	22,898.44 AUD	24,043.02 AUD	23,946.41 AUD	24,792.94 AUD	(846.53) AUD	-3.70%	New South Wales	New	HYUNDAI	Chattel Mortgage
4	11/2020	08/2022	85,150.75 AUD	89,200.00 AUD	26,227.05 AUD	3,403.41 AUD	22,823.64 AUD	26.80%	New South Wales	Used	AUDI	Consumer Loan
5	03/2021	08/2022	29,185.09 AUD	28,877.00 AUD	5,729.99 AUD	- AUD	5,729.99 AUD	19.63%	Queensland	Used	AUDI	Chattel Mortgage
6	08/2021	09/2022	58,243.78 AUD	60,601.34 AUD	60,349.38 AUD	58,208.38 AUD	2,140.01 AUD	3.67%	New South Wales	New	VOLVO	Consumer Loan
7	05/2017	10/2022	10,198.36 AUD	5,937.71 AUD	5,937.71 AUD	1,300.00 AUD	4,637.71 AUD	45.48%	Western Australia	New	VOLKSWAGEN	Consumer Loan
8	04/2021	11/2022	112,349.37 AUD	113,836.61 AUD	113,836.61 AUD	- AUD	113,836.61 AUD	101.32%	New South Wales	Used	MERCEDES-BENZ	Chattel Mortgage
9	06/2021	11/2022	42,591.10 AUD	36,679.72 AUD	30,861.92 AUD	5,000.00 AUD	25,861.92 AUD	60.72%	Victoria	Used	FORD	Chattel Mortgage
10	02/2020	12/2022	6,960.28 AUD	6,286.99 AUD	364.85 AUD	(135.89) AUD	500.74 AUD	7.19%	Queensland	Used	NISSAN	Chattel Mortgage
11	08/2021	12/2022	68,340.09 AUD	61,509.66 AUD	25,863.78 AUD	- AUD	25,863.78 AUD	37.85%	Victoria	New	FIAT	Chattel Mortgage
12	06/2021	01/2023	137,878.86 AUD	128,630.77 AUD	16,307.35 AUD	8,000.00 AUD	8,307.35 AUD	6.03%	Western Australia	New	BMW	Chattel Mortgage
13	07/2021	01/2023	21,033.51 AUD	17,507.31 AUD	11,590.66 AUD	- AUD	11,590.66 AUD	43.50%	Western Australia	Used	NISSAN	Chattel Mortgage
14	07/2020	02/2023	34,078.73 AUD	31,217.40 AUD	31,217.40 AUD	(630.38) AUD	31,847.78 AUD	93.45%	Western Australia	Used	LAND ROVER	Chattel Mortgage
15	04/2021	02/2023	134,870.02 AUD	127,011.64 AUD	30,825.00 AUD	- AUD	30,825.00 AUD	22.86%	New South Wales	New	LAND ROVER	Chattel Mortgage
16	06/2021	02/2023	21,670.84 AUD	17,957.85 AUD	6,220.30 AUD	(450.03) AUD	6,670.33 AUD	30.78%	Western Australia	Used	NISSAN	Chattel Mortgage
17	11/2017	03/2023	59,857.70 AUD	47,352.50 AUD	47,352.50 AUD	43,535.00 AUD	3,817.50 AUD	6.38%	New South Wales	Used	MASERATI	Chattel Mortgage
18	06/2020	04/2023	34,408.76 AUD	36,349.31 AUD	36,218.47 AUD	35,130.08 AUD	1,088.39 AUD	3.16%	New South Wales	Used	FORD	Chattel Mortgage
19	10/2020	04/2023	34,889.55 AUD	34,632.58 AUD	34,501.40 AUD	(1,506.75) AUD	36,008.15 AUD	103.21%	Victoria	Used	TOYOTA	Chattel Mortgage
20	04/2021	04/2023	20,917.22 AUD	18,794.44 AUD	3,489.95 AUD	- AUD	3,489.95 AUD	16.68%	Western Australia	Used	HYUNDAI	Chattel Mortgage
21	04/2021	04/2023	56,000.23 AUD	50,928.95 AUD	10,215.56 AUD	- AUD	10,215.56 AUD	18.24%	Queensland	New	HYUNDAI	Chattel Mortgage
22	06/2021	04/2023	63,143.63 AUD	51,309.14 AUD	11,590.66 AUD	- AUD	11,590.66 AUD	18.36%	Queensland	New	VOLKSWAGEN	Chattel Mortgage
23	06/2021	04/2023	33,941.35 AUD	29,675.05 AUD	11,530.95 AUD	- AUD	11,530.95 AUD	33.97%	Queensland	New	LDV	Chattel Mortgage
24	06/2021	04/2023	42,351.38 AUD	35,639.27 AUD	12,219.31 AUD	- AUD	12,219.31 AUD	28.85%	New South Wales	Used	LAND ROVER	Chattel Mortgage
25	08/2021	04/2023	35,197.90 AUD	34,507.33 AUD	33,592.55 AUD	10,237.37 AUD	23,355.18 AUD	66.35%	Victoria	Used	SUBARU	Chattel Mortgage
26	11/2017	05/2023	19,855.82 AUD	642.26 AUD	642.26 AUD	677.26 AUD	(36.00) AUD	-0.18%	Victoria	New	HOLDEN	Chattel Mortgage
27	12/2017	05/2023	9,408.39 AUD	1,716.06 AUD	1,216.06 AUD	1,592.55 AUD	(374.49) AUD	-3.98%	New South Wales	New	SUBARU	Consumer Loan
28	04/2021	05/2023	132,785.53 AUD	119,022.20 AUD	20,425.55 AUD	- AUD	20,425.55 AUD	15.38%	Queensland	New	LAND ROVER	Chattel Mortgage
29	04/2021	05/2023	11,040.86 AUD	8,366.08 AUD	3,240.63 AUD	(35.00) AUD	3,275.63 AUD	29.67%	New South Wales	Used	FORD	Chattel Mortgage
30	08/2021	05/2023	34,554.47 AUD	31,687.17 AUD	10,165.17 AUD	- AUD	10,165.17 AUD	29.42%	Queensland	New	TOYOTA	Chattel Mortgage
31	08/2021	05/2023	159,445.98 AUD	143,686.80 AUD	143,686.80 AUD	139,272.72 AUD	4,414.08 AUD	2.77%	Queensland	Used	LAMBORGHINI	Chattel Mortgage
32	12/2017	06/2023	12,248.43 AUD	907.44 AUD	907.44 AUD	1,093.81 AUD	(186.37) AUD	-1.52%	New South Wales	Used	NISSAN	Consumer Loan
33	04/2020	06/2023	48,890.19 AUD	44,991.21 AUD	11,439.01 AUD	- AUD	11,439.01 AUD	23.40%	New South Wales	New	AUDI	Chattel Mortgage
34	07/2020	06/2023	147,698.03 AUD	134,108.56 AUD	134,108.56 AUD	- AUD	134,108.56 AUD	90.80%	Queensland	New	LAND ROVER	Chattel Mortgage
35	05/2021	06/2023	59,548.77 AUD	55,108.73 AUD	55,108.73 AUD	2,450.00 AUD	52,658.73 AUD	88.43%	New South Wales	Used	MERCEDES-BENZ	Chattel Mortgage
36	08/2021	06/2023	36,259.44 AUD	31,326.62 AUD	31,326.62 AUD	- AUD	31,326.62 AUD	86.40%	Victoria	New	LDV	Chattel Mortgage
37	12/2016	07/2023	17,330.41 AUD	8,000.44 AUD	8,000.44 AUD	4,699.78 AUD	3,300.66 AUD	19.05%	Australian Capital Territory	New	HYUNDAI	Consumer Loan
38	01/2020	07/2023	22,880.78 AUD	19,563.72 AUD	19,563.72 AUD	- AUD	19,563.72 AUD	85.50%	South Australia	Used	VOLKSWAGEN	Chattel Mortgage
39	08/2020	07/2023	166,861.45 AUD	171,370.95 AUD	171,370.95 AUD	(2,142.25) AUD	173,513.20 AUD	103.92%	Victoria	New	MASERATI	Chattel Mortgage
40	08/2020	07/2023	47,069.88 AUD	31,692.48 AUD	19,881.05 AUD	- AUD	19,881.05 AUD	42.24%	Tasmania	Used	VOLKSWAGEN	Chattel Mortgage
41	12/2020	07/2023	47,370.40 AUD	38,820.03 AUD	12,692.63 AUD	85.00 AUD	12,607.63 AUD	26.61%	Victoria	Used	FORD	Consumer Loan
42	04/2021	07/2023	48,298.51 AUD	32,546.11 AUD	32,546.11 AUD	(1,291.50) AUD	33,837.61 AUD	70.06%	Victoria	New	VOLKSWAGEN	Chattel Mortgage
43	05/2021	07/2023	38,024.39 AUD	32,550.77 AUD	32,550.77 AUD	768.75 AUD	31,782.02 AUD	83.58%	Victoria	New	LDV	Chattel Mortgage
44	06/2021	07/2023	45,449.19 AUD	36,413.10 AUD	36,413.10 AUD	(891.28) AUD	37,304.38 AUD	82.08%	South Australia	Used	AUDI	Consumer Loan
45	06/2020	09/2023	13,851.23 AUD	9,151.69 AUD	9,151.69 AUD	8,928.37 AUD	222.32 AUD	1.61%	New South Wales	Used	TOYOTA	Chattel Mortgage
46	07/2020	09/2023	25,345.08 AUD	18,861.59 AUD	18,861.59 AUD	- AUD	18,861.59 AUD	74.42%	Western Australia	New	NISSAN	Chattel Mortgage
47	07/2021	09/2023	21,354.44 AUD	3,617.68 AUD	3,617.68 AUD	4,323.93 AUD	(706.25) AUD	-3.23%	Tasmania	Used	MERCEDES-BENZ	Chattel Mortgage
48	01/2021	10/2023	42,125.67 AUD	32,763.57 AUD	32,763.57 AUD	- AUD	32,763.57 AUD	77.78%	Victoria	New	NISSAN	Consumer Loan
49	07/2021	10/2023	65,350.21 AUD	59,488.11 AUD	59,488.11 AUD	(379.25) AUD	59,867.36 AUD	91.61%	Victoria	New	JEEP	Chattel Mortgage
50	07/2021	10/2023	49,864.50 AUD	40,545.58 AUD	40,545.58 AUD	- AUD	40,545.58 AUD	81.64%	Western Australia	Used	MERCEDES-BENZ	Chattel Mortgage
51	11/2017	11/2023	7,247.02 AUD	3,937.01 AUD	3,937.01 AUD	- AUD	3,937.01 AUD	54.33%	New South Wales	Used	CITROEN	Chattel Mortgage
52	04/2019	11/2023	67,494.24 AUD	57,815.27 AUD	57,815.27 AUD	- AUD	57,815.27 AUD	85.66%	New South Wales	New	JAGUAR	Chattel Mortgage
53	03/2021	11/2023	81,405.56 AUD	70,104.49 AUD	19,990.61 AUD	- AUD	19,990.61 AUD	24.56%	Queensland	New	LAND ROVER	Consumer Loan
54	06/2021	11/2023	39,854.92 AUD	32,740.68 AUD	12,247.68 AUD	40.06 AUD	12,207.62 AUD	30.63%	Queensland	New	KIA	Chattel Mortgage
55	09/2020	12/2023	6,548.23 AUD	1,206.50 AUD	1,206.50 AUD	- AUD	1,206.50 AUD	18.42%	Victoria	Used	SUBARU	Chattel Mortgage
56	01/2021	12/2023	43,328.36 AUD	42,643.31 AUD	42,643.31 AUD	- AUD	42,643.31 AUD	97.50%	Queensland	New	NISSAN	Chattel Mortgage
57	06/2021	12/2023	28,058.74 AUD	19,267.65 AUD	19,267.65 AUD	- AUD	19,267.65 AUD	68.67%	New South Wales	New	LDV	Chattel Mortgage
58	07/2021	12/2023	75,888.06 AUD	65,832.49 AUD	65,832.49 AUD	- AUD	65,832.49 AUD	86.64%	New South Wales	New	MERCEDES-BENZ	Chattel Mortgage
59	07/2020	01/2024	45,670.30 AUD	39,559.44 AUD	8,791.42 AUD	- AUD	8,791.42 AUD	19.25%	New South Wales	New	AUDI	Chattel Mortgage
60	08/2020	01/2024	23,701.12 AUD	16,111.36 AUD	16,111.36 AUD	- AUD	16,111.36 AUD	67.98%	Victoria	New	VOLKSWAGEN	Chattel Mortgage
61	01/2024	01/2024	24,337.83 AUD	592.51 AUD	592.51 AUD	- AUD	592.51 AUD	2.43%	Queensland	Used	VOLKSWAGEN	Chattel Mortgage
62	08/2021	01/2024	146,286.07 AUD	136,897.92 AUD	136,897.92 AUD	- AUD	136,897.92 AUD	93.58%	New South Wales	Used	JEEP	Chattel Mortgage
Total	62		3,154,064.22 AUD	2,751,298.66 AUD	1,907,840.47 AUD	348,460.12 AUD	1,559,380.35 AUD					

Contract Level Data **Net Salvage Recoveries By Contract By Month**

No.	Month / Year of Origination	Month / Year of Net Salvage	Nov-21	Dec-21	Jan-22	Feb-22	Mar-22	Apr-22	May-22	Jun-22	Jul-22	Aug-22	Sep-22	Oct-22
1	02/2021	07/2022	- AUD	- AUD	- AUD	- AUD	- AUD	- AUD	- AUD	- AUD	- AUD	- AUD	- AUD	- AUD
2	04/2017	08/2022	- AUD	- AUD	- AUD	- AUD	- AUD	- AUD	- AUD	- AUD	- AUD	- AUD	- AUD	- AUD
3	09/2020	08/2022	- AUD	- AUD	- AUD	- AUD	- AUD	- AUD	- AUD	- AUD	- AUD	- AUD	(871.25) AUD	21,718.38 AUD
4	11/2020	08/2022	- AUD	- AUD	- AUD	- AUD	- AUD	- AUD	- AUD	- AUD	- AUD	- AUD	- AUD	- AUD
5	03/2021	08/2022	- AUD	- AUD	- AUD	- AUD	- AUD	- AUD	- AUD	- AUD	- AUD	- AUD	- AUD	- AUD
6	08/2021	09/2022	- AUD	- AUD	- AUD	- AUD	- AUD	- AUD	- AUD	- AUD	- AUD	- AUD	- AUD	(656.00) AUD
7	05/2017	10/2022	- AUD	- AUD	- AUD	- AUD	- AUD	- AUD	- AUD	- AUD	- AUD	- AUD	- AUD	- AUD
8	04/2021	11/2022	- AUD	- AUD	- AUD	- AUD	- AUD	- AUD	- AUD	- AUD	- AUD	- AUD	- AUD	- AUD
9	06/2021	11/2022	- AUD	- AUD	- AUD	- AUD	- AUD	- AUD	- AUD	- AUD	- AUD	- AUD	- AUD	- AUD
10	02/2020	12/2022	- AUD	- AUD	- AUD	- AUD	- AUD	- AUD	- AUD	- AUD	- AUD	- AUD	- AUD	- AUD
11	08/2021	12/2022	- AUD	- AUD	- AUD	- AUD	- AUD	- AUD	- AUD	- AUD	- AUD	- AUD	- AUD	- AUD
12	06/2021	01/2023	- AUD	- AUD	- AUD	- AUD	- AUD	- AUD	- AUD	- AUD	- AUD	- AUD	- AUD	- AUD
13	07/2021	01/2023	- AUD	- AUD	- AUD	- AUD	- AUD	- AUD	- AUD	- AUD	- AUD	- AUD	- AUD	- AUD
14	07/2020	02/2023	- AUD	- AUD	- AUD	- AUD	- AUD	- AUD	- AUD	- AUD	- AUD	- AUD	- AUD	- AUD
15	04/2021	02/2023	- AUD	- AUD	- AUD	- AUD	- AUD	- AUD	- AUD	- AUD	- AUD	- AUD	- AUD	- AUD
16	06/2021	02/2023	- AUD	- AUD	- AUD	- AUD	- AUD	- AUD	- AUD	- AUD	- AUD	- AUD	- AUD	- AUD
17	11/2017	03/2023	- AUD	- AUD	- AUD	- AUD	- AUD	- AUD	- AUD	- AUD	- AUD	- AUD	- AUD	- AUD
18	06/2020	04/2023	- AUD	- AUD	- AUD	- AUD	- AUD	- AUD	- AUD	- AUD	- AUD	- AUD	- AUD	- AUD
19	10/2020	04/2023	- AUD	- AUD	- AUD	- AUD	- AUD	- AUD	- AUD	- AUD	- AUD	- AUD	- AUD	- AUD
20	04/2021	04/2023	- AUD	- AUD	- AUD	- AUD	- AUD	- AUD	- AUD	- AUD	- AUD	- AUD	- AUD	- AUD
21	04/2021	04/2023	- AUD	- AUD	- AUD	- AUD	- AUD	- AUD	- AUD	- AUD	- AUD	- AUD	- AUD	- AUD
22	06/2021	04/2023	- AUD	- AUD	- AUD	- AUD	- AUD	- AUD	- AUD	- AUD	- AUD	- AUD	- AUD	- AUD
23	06/2021	04/2023	- AUD	- AUD	- AUD	- AUD	- AUD	- AUD	- AUD	- AUD	- AUD	- AUD	- AUD	- AUD
24	06/2021	04/2023	- AUD	- AUD	- AUD	- AUD	- AUD	- AUD	- AUD	- AUD	- AUD	- AUD	- AUD	- AUD
25	08/2021	04/2023	- AUD	- AUD	- AUD	- AUD	- AUD	- AUD	- AUD	- AUD	- AUD	- AUD	- AUD	- AUD
26	11/2017	05/2023	- AUD	- AUD	- AUD	- AUD	- AUD	- AUD	- AUD	- AUD	- AUD	- AUD	- AUD	- AUD
27	12/2017	05/2023	- AUD	- AUD	- AUD	- AUD	- AUD	- AUD	- AUD	- AUD	- AUD	- AUD	- AUD	- AUD
28	04/2021	05/2023	- AUD	- AUD	- AUD	- AUD	- AUD	- AUD	- AUD	- AUD	- AUD	- AUD	- AUD	- AUD
29	04/2021	05/2023	- AUD	- AUD	- AUD	- AUD	- AUD	- AUD	- AUD	- AUD	- AUD	- AUD	- AUD	- AUD
30	08/2021	05/2023	- AUD	- AUD	- AUD	- AUD	- AUD	- AUD	- AUD	- AUD	- AUD	- AUD	- AUD	- AUD
31	08/2021	05/2023	- AUD	- AUD	- AUD	- AUD	- AUD	- AUD	- AUD	- AUD	- AUD	- AUD	- AUD	- AUD
32	12/2017	06/2023	- AUD	- AUD	- AUD	- AUD	- AUD	- AUD	- AUD	- AUD	- AUD	- AUD	- AUD	- AUD
33	04/2020	06/2023	- AUD	- AUD	- AUD	- AUD	- AUD	- AUD	- AUD	- AUD	- AUD	- AUD	- AUD	- AUD
34	07/2020	06/2023	- AUD	- AUD	- AUD	- AUD	- AUD	- AUD	- AUD	- AUD	- AUD	- AUD	- AUD	- AUD
35	05/2021	06/2023	- AUD	- AUD	- AUD	- AUD	- AUD	- AUD	- AUD	- AUD	- AUD	- AUD	- AUD	- AUD
36	08/2021	06/2023	- AUD	- AUD	- AUD	- AUD	- AUD	- AUD	- AUD	- AUD	- AUD	- AUD	- AUD	- AUD
37	12/2016	07/2023	- AUD	- AUD	- AUD	- AUD	- AUD	- AUD	- AUD	- AUD	- AUD	- AUD	- AUD	- AUD
38	01/2020	07/2023	- AUD	- AUD	- AUD	- AUD	- AUD	- AUD	- AUD	- AUD	- AUD	- AUD	- AUD	- AUD
39	08/2020	07/2023	- AUD	- AUD	- AUD	- AUD	- AUD	- AUD	- AUD	- AUD	- AUD	- AUD	- AUD	- AUD
40	08/2020	07/2023	- AUD	- AUD	- AUD	- AUD	- AUD	- AUD	- AUD	- AUD	- AUD	- AUD	- AUD	- AUD
41	12/2020	07/2023	- AUD	- AUD	- AUD	- AUD	- AUD	- AUD	- AUD	- AUD	- AUD	- AUD	- AUD	- AUD
42	04/2021	07/2023	- AUD	- AUD	- AUD	- AUD	- AUD	- AUD	- AUD	- AUD	- AUD	- AUD	- AUD	- AUD
43	05/2021	07/2023	- AUD	- AUD	- AUD	- AUD	- AUD	- AUD	- AUD	- AUD	- AUD	- AUD	- AUD	- AUD
44	06/2021	07/2023	- AUD	- AUD	- AUD	- AUD	- AUD	- AUD	- AUD	- AUD	- AUD	- AUD	- AUD	- AUD
45	06/2020	09/2023	- AUD	- AUD	- AUD	- AUD	- AUD	- AUD	- AUD	- AUD	- AUD	- AUD	- AUD	- AUD
46	07/2020	09/2023	- AUD	- AUD	- AUD	- AUD	- AUD	- AUD	- AUD	- AUD	- AUD	- AUD	- AUD	- AUD
47	07/2021	09/2023	- AUD	- AUD	- AUD	- AUD	- AUD	- AUD	- AUD	- AUD	- AUD	- AUD	- AUD	- AUD
48	01/2021	10/2023	- AUD	- AUD	- AUD	- AUD	- AUD	- AUD	- AUD	- AUD	- AUD	- AUD	- AUD	- AUD
49	07/2021	10/2023	- AUD	- AUD	- AUD	- AUD	- AUD	- AUD	- AUD	- AUD	- AUD	- AUD	- AUD	- AUD
50	07/2021	10/2023	- AUD	- AUD	- AUD	- AUD	- AUD	- AUD	- AUD	- AUD	- AUD	- AUD	- AUD	- AUD
51	11/2017	11/2023	- AUD	- AUD	- AUD	- AUD	- AUD	- AUD	- AUD	- AUD	- AUD	- AUD	- AUD	- AUD
52	04/2019	11/2023	- AUD	- AUD	- AUD	- AUD	- AUD	- AUD	- AUD	- AUD	- AUD	- AUD	- AUD	- AUD
53	03/2021	11/2023	- AUD	- AUD	- AUD	- AUD	- AUD	- AUD	- AUD	- AUD	- AUD	- AUD	- AUD	- AUD
54	06/2021	11/2023	- AUD	- AUD	- AUD	- AUD	- AUD	- AUD	- AUD	- AUD	- AUD	- AUD	- AUD	- AUD
55	09/2020	12/2023	- AUD	- AUD	- AUD	- AUD	- AUD	- AUD	- AUD	- AUD	- AUD	- AUD	- AUD	- AUD
56	01/2021	12/2023	- AUD	- AUD	- AUD	- AUD	- AUD	- AUD	- AUD	- AUD	- AUD	- AUD	- AUD	- AUD
57	06/2021	12/2023	- AUD	- AUD	- AUD	- AUD	- AUD	- AUD	- AUD	- AUD	- AUD	- AUD	- AUD	- AUD
58	07/2021	12/2023	- AUD	- AUD	- AUD	- AUD	- AUD	- AUD	- AUD	- AUD	- AUD	- AUD	- AUD	- AUD
59	07/2020	01/2024	- AUD	- AUD	- AUD	- AUD	- AUD	- AUD	- AUD	- AUD	- AUD	- AUD	- AUD	- AUD
60	06/2020	01/2024	- AUD	- AUD	- AUD	- AUD	- AUD	- AUD	- AUD	- AUD	- AUD	- AUD	- AUD	- AUD
61	07/2021	01/2024	- AUD	- AUD	- AUD	- AUD	- AUD	- AUD	- AUD	- AUD	- AUD	- AUD	- AUD	- AUD
62	08/2021	01/2024	- AUD	- AUD	- AUD	- AUD	- AUD	- AUD	- AUD	- AUD	- AUD	- AUD	- AUD	- AUD
Total	62		- AUD	- AUD	- AUD	- AUD	- AUD	- AUD	- AUD	- AUD	- AUD	- AUD	(871.25) AUD	21,062.38 AUD

Contract Level Data **Net Salvage Recoveries By Contract By Month**

No.	Month / Year of Origination	Month / Year of Net Salvage	Nov-22	Dec-22	Jan-23	Feb-23	Mar-23	Apr-23	May-23	Jun-23	Jul-23	Aug-23	Sep-23	Oct-23
1	02/2021	07/2022	- AUD	- AUD	- AUD	- AUD	- AUD	- AUD	- AUD	- AUD	- AUD	- AUD	- AUD	- AUD
2	04/2017	08/2022	100.00 AUD	- AUD	2,282.04 AUD	- AUD	- AUD	- AUD	- AUD	- AUD	- AUD	- AUD	- AUD	- AUD
3	09/2020	08/2022	- AUD	- AUD	3,074.56 AUD	- AUD	- AUD	- AUD	- AUD	- AUD	- AUD	- AUD	- AUD	- AUD
4	11/2020	08/2022	- AUD	- AUD	- AUD	- AUD	- AUD	- AUD	- AUD	- AUD	- AUD	- AUD	- AUD	- AUD
5	03/2021	08/2022	- AUD	- AUD	- AUD	- AUD	- AUD	- AUD	- AUD	- AUD	- AUD	- AUD	- AUD	- AUD
6	08/2021	09/2022	- AUD	- AUD	- AUD	- AUD	- AUD	- AUD	- AUD	36,865.38 AUD	- AUD	- AUD	- AUD	- AUD
7	05/2017	10/2022	- AUD	- AUD	- AUD	- AUD	- AUD	- AUD	(1,296.63) AUD	- AUD	- AUD	- AUD	1,796.63 AUD	400.00 AUD
8	04/2021	11/2022	- AUD	- AUD	- AUD	- AUD	- AUD	- AUD	- AUD	- AUD	- AUD	- AUD	- AUD	- AUD
9	06/2021	11/2022	- AUD	- AUD	- AUD	1,000.00 AUD	1,000.00 AUD	1,000.00 AUD	1,000.00 AUD	1,000.00 AUD	- AUD	- AUD	- AUD	- AUD
10	02/2020	12/2022	- AUD	- AUD	(135.89) AUD	- AUD	- AUD	- AUD	- AUD	- AUD	- AUD	- AUD	- AUD	- AUD
11	08/2021	12/2022	- AUD	- AUD	- AUD	- AUD	- AUD	- AUD	- AUD	- AUD	- AUD	- AUD	- AUD	- AUD
12	06/2021	01/2023	- AUD	- AUD	- AUD	8,000.00 AUD	- AUD	- AUD	- AUD	- AUD	- AUD	- AUD	- AUD	- AUD
13	07/2021	01/2023	- AUD	- AUD	- AUD	- AUD	- AUD	- AUD	- AUD	- AUD	- AUD	- AUD	- AUD	- AUD
14	07/2020	02/2023	- AUD	- AUD	- AUD	- AUD	- AUD	- AUD	- AUD	(630.39) AUD	- AUD	- AUD	- AUD	- AUD
15	04/2021	02/2023	- AUD	- AUD	- AUD	- AUD	- AUD	- AUD	- AUD	- AUD	- AUD	- AUD	- AUD	- AUD
16	06/2021	02/2023	- AUD	- AUD	- AUD	- AUD	(450.03) AUD	- AUD	- AUD	- AUD	- AUD	- AUD	- AUD	- AUD
17	11/2017	03/2023	- AUD	- AUD	- AUD	- AUD	- AUD	(2,665.00) AUD	- AUD	- AUD	- AUD	- AUD	- AUD	46,200.00 AUD
18	06/2020	04/2023	- AUD	- AUD	- AUD	- AUD	- AUD	(2,902.61) AUD	- AUD	- AUD	- AUD	26,308.18 AUD	8,821.90 AUD	- AUD
19	10/2020	04/2023	- AUD	- AUD	- AUD	- AUD	- AUD	- AUD	(1,230.00) AUD	- AUD	- AUD	(276.75) AUD	- AUD	- AUD
20	04/2021	04/2023	- AUD	- AUD	- AUD	- AUD	- AUD	- AUD	- AUD	- AUD	- AUD	- AUD	- AUD	- AUD
21	04/2021	04/2023	- AUD	- AUD	- AUD	- AUD	- AUD	- AUD	- AUD	- AUD	- AUD	- AUD	- AUD	- AUD
22	06/2021	04/2023	- AUD	- AUD	- AUD	- AUD	- AUD	- AUD	- AUD	- AUD	- AUD	- AUD	- AUD	- AUD
23	06/2021	04/2023	- AUD	- AUD	- AUD	- AUD	- AUD	- AUD	- AUD	- AUD	- AUD	- AUD	- AUD	- AUD
24	06/2021	04/2023	- AUD	- AUD	- AUD	- AUD	- AUD	- AUD	- AUD	- AUD	- AUD	- AUD	- AUD	- AUD
25	08/2021	04/2023	- AUD	- AUD	- AUD	- AUD	- AUD	- AUD	- AUD	- AUD	(2,665.00) AUD	- AUD	- AUD	- AUD
26	11/2017	05/2023	- AUD	- AUD	- AUD	- AUD	- AUD	- AUD	677.26 AUD	- AUD	- AUD	- AUD	- AUD	- AUD
27	12/2017	05/2023	- AUD	- AUD	- AUD	- AUD	- AUD	500.00 AUD	300.00 AUD	300.00 AUD	492.55 AUD	- AUD	- AUD	- AUD
28	04/2021	05/2023	- AUD	- AUD	- AUD	- AUD	- AUD	- AUD	- AUD	- AUD	- AUD	- AUD	- AUD	- AUD
29	04/2021	05/2023	- AUD	- AUD	- AUD	- AUD	- AUD	- AUD	- AUD	- AUD	- AUD	- AUD	(35.00) AUD	- AUD
30	08/2021	05/2023	- AUD	- AUD	- AUD	- AUD	- AUD	- AUD	- AUD	- AUD	- AUD	- AUD	- AUD	- AUD
31	08/2021	05/2023	- AUD	- AUD	- AUD	- AUD	- AUD	- AUD	- AUD	- AUD	- AUD	- AUD	53,965.68 AUD	85,307.04 AUD
32	12/2017	06/2023	- AUD	- AUD	- AUD	- AUD	- AUD	- AUD	- AUD	- AUD	- AUD	- AUD	- AUD	1,093.61 AUD
33	04/2020	06/2023	- AUD	- AUD	- AUD	- AUD	- AUD	- AUD	- AUD	- AUD	- AUD	- AUD	- AUD	- AUD
34	07/2020	06/2023	- AUD	- AUD	- AUD	- AUD	- AUD	- AUD	- AUD	- AUD	- AUD	- AUD	- AUD	- AUD
35	05/2021	06/2023	- AUD	- AUD	- AUD	- AUD	- AUD	- AUD	- AUD	- AUD	- AUD	- AUD	(126.25) AUD	- AUD
36	08/2021	06/2023	- AUD	- AUD	- AUD	- AUD	- AUD	- AUD	- AUD	- AUD	- AUD	- AUD	- AUD	- AUD
37	12/2016	07/2023	- AUD	- AUD	- AUD	- AUD	- AUD	- AUD	- AUD	- AUD	- AUD	400.00 AUD	1,790.28 AUD	804.50 AUD
38	01/2020	07/2023	- AUD	- AUD	- AUD	- AUD	- AUD	- AUD	- AUD	- AUD	- AUD	- AUD	- AUD	- AUD
39	08/2020	07/2023	- AUD	- AUD	- AUD	- AUD	- AUD	- AUD	- AUD	- AUD	- AUD	- AUD	- AUD	- AUD
40	08/2020	07/2023	- AUD	- AUD	- AUD	- AUD	- AUD	- AUD	- AUD	- AUD	- AUD	- AUD	- AUD	- AUD
41	12/2020	07/2023	- AUD	- AUD	- AUD	- AUD	- AUD	- AUD	- AUD	- AUD	- AUD	- AUD	- AUD	- AUD
42	04/2021	07/2023	- AUD	- AUD	- AUD	- AUD	- AUD	- AUD	- AUD	- AUD	- AUD	(307.50) AUD	- AUD	- AUD
43	05/2021	07/2023	- AUD	- AUD	- AUD	- AUD	- AUD	- AUD	- AUD	- AUD	- AUD	- AUD	- AUD	768.75 AUD
44	06/2021	07/2023	- AUD	- AUD	- AUD	- AUD	- AUD	- AUD	- AUD	- AUD	- AUD	- AUD	(891.28) AUD	- AUD
45	06/2020	09/2023	- AUD	- AUD	- AUD	- AUD	- AUD	- AUD	- AUD	- AUD	- AUD	- AUD	- AUD	8,467.12 AUD
46	07/2020	09/2023	- AUD	- AUD	- AUD	- AUD	- AUD	- AUD	- AUD	- AUD	- AUD	- AUD	- AUD	- AUD
47	07/2021	09/2023	- AUD	- AUD	- AUD	- AUD	- AUD	- AUD	- AUD	- AUD	- AUD	- AUD	- AUD	502.62 AUD
48	01/2021	10/2023	- AUD	- AUD	- AUD	- AUD	- AUD	- AUD	- AUD	- AUD	- AUD	- AUD	- AUD	- AUD
49	07/2021	10/2023	- AUD	- AUD	- AUD	- AUD	- AUD	- AUD	- AUD	- AUD	- AUD	- AUD	- AUD	- AUD
50	07/2021	10/2023	- AUD	- AUD	- AUD	- AUD	- AUD	- AUD	- AUD	- AUD	- AUD	- AUD	- AUD	- AUD
51	11/2017	11/2023	- AUD	- AUD	- AUD	- AUD	- AUD	- AUD	- AUD	- AUD	- AUD	- AUD	- AUD	- AUD
52	04/2019	11/2023	- AUD	- AUD	- AUD	- AUD	- AUD	- AUD	- AUD	- AUD	- AUD	- AUD	- AUD	- AUD
53	03/2021	11/2023	- AUD	- AUD	- AUD	- AUD	- AUD	- AUD	- AUD	- AUD	- AUD	- AUD	- AUD	- AUD
54	06/2021	11/2023	- AUD	- AUD	- AUD	- AUD	- AUD	- AUD	- AUD	- AUD	- AUD	- AUD	- AUD	- AUD
55	09/2020	12/2023	- AUD	- AUD	- AUD	- AUD	- AUD	- AUD	- AUD	- AUD	- AUD	- AUD	- AUD	- AUD
56	01/2021	12/2023	- AUD	- AUD	- AUD	- AUD	- AUD	- AUD	- AUD	- AUD	- AUD	- AUD	- AUD	- AUD
57	06/2021	12/2023	- AUD	- AUD	- AUD	- AUD	- AUD	- AUD	- AUD	- AUD	- AUD	- AUD	- AUD	- AUD
58	07/2021	12/2023	- AUD	- AUD	- AUD	- AUD	- AUD	- AUD	- AUD	- AUD	- AUD	- AUD	- AUD	- AUD
59	07/2020	01/2024	- AUD	- AUD	- AUD	- AUD	- AUD	- AUD	- AUD	- AUD	- AUD	- AUD	- AUD	- AUD
60	06/2020	01/2024	- AUD	- AUD	- AUD	- AUD	- AUD	- AUD	- AUD	- AUD	- AUD	- AUD	- AUD	- AUD
61	07/2021	01/2024	- AUD	- AUD	- AUD	- AUD	- AUD	- AUD	- AUD	- AUD	- AUD	- AUD	- AUD	- AUD
62	08/2021	01/2024	- AUD	- AUD	- AUD	- AUD	- AUD	- AUD	- AUD	- AUD	- AUD	- AUD	- AUD	- AUD
Total	62		100.00 AUD	- AUD	5,220.71 AUD	9,000.00 AUD	549.97 AUD	(1,665.00) AUD	(2,699.24) AUD	36,982.26 AUD	26,608.18 AUD	6,465.20 AUD	56,500.06 AUD	143,543.84 AUD

Contract Level Data

Net Salvage Recoveries By Contract By Month

#REF!

No.	Month / Year of Origination	Month / Year of Net Salvage	Nov-23	Dec-23	Jan-24	Feb-24	Mar-24	Apr-24	May-24	Jun-24	Jul-24	Aug-24	Sep-24	Oct-24
1	02/2021	07/2022	- AUD	- AUD	- AUD	- AUD	- AUD	- AUD	- AUD	- AUD	- AUD	- AUD	- AUD	- AUD
2	04/2017	08/2022	- AUD	- AUD	- AUD	- AUD	- AUD	- AUD	- AUD	- AUD	- AUD	- AUD	- AUD	- AUD
3	09/2020	08/2022	- AUD	871.25 AUD	- AUD	- AUD	- AUD	- AUD	- AUD	- AUD	- AUD	- AUD	- AUD	- AUD
4	11/2020	08/2022	3,403.41 AUD	- AUD	- AUD	- AUD	- AUD	- AUD	- AUD	- AUD	- AUD	- AUD	- AUD	- AUD
5	03/2021	08/2022	- AUD	- AUD	- AUD	- AUD	- AUD	- AUD	- AUD	- AUD	- AUD	- AUD	- AUD	- AUD
6	08/2021	09/2022	22,000.00 AUD	- AUD	- AUD	- AUD	- AUD	- AUD	- AUD	- AUD	- AUD	- AUD	- AUD	- AUD
7	05/2017	10/2022	200.00 AUD	200.00 AUD	- AUD	- AUD	- AUD	- AUD	- AUD	- AUD	- AUD	- AUD	- AUD	- AUD
8	04/2021	11/2022	- AUD	- AUD	- AUD	- AUD	- AUD	- AUD	- AUD	- AUD	- AUD	- AUD	- AUD	- AUD
9	06/2021	11/2022	- AUD	- AUD	- AUD	- AUD	- AUD	- AUD	- AUD	- AUD	- AUD	- AUD	- AUD	- AUD
10	02/2020	12/2022	- AUD	- AUD	- AUD	- AUD	- AUD	- AUD	- AUD	- AUD	- AUD	- AUD	- AUD	- AUD
11	08/2021	12/2022	- AUD	- AUD	- AUD	- AUD	- AUD	- AUD	- AUD	- AUD	- AUD	- AUD	- AUD	- AUD
12	06/2021	01/2023	- AUD	- AUD	- AUD	- AUD	- AUD	- AUD	- AUD	- AUD	- AUD	- AUD	- AUD	- AUD
13	07/2021	01/2023	- AUD	- AUD	- AUD	- AUD	- AUD	- AUD	- AUD	- AUD	- AUD	- AUD	- AUD	- AUD
14	07/2020	02/2023	- AUD	- AUD	- AUD	- AUD	- AUD	- AUD	- AUD	- AUD	- AUD	- AUD	- AUD	- AUD
15	04/2021	02/2023	- AUD	- AUD	- AUD	- AUD	- AUD	- AUD	- AUD	- AUD	- AUD	- AUD	- AUD	- AUD
16	06/2021	02/2023	- AUD	- AUD	- AUD	- AUD	- AUD	- AUD	- AUD	- AUD	- AUD	- AUD	- AUD	- AUD
17	11/2017	03/2023	- AUD	- AUD	- AUD	- AUD	- AUD	- AUD	- AUD	- AUD	- AUD	- AUD	- AUD	- AUD
18	06/2020	04/2023	- AUD	2,902.61 AUD	- AUD	- AUD	- AUD	- AUD	- AUD	- AUD	- AUD	- AUD	- AUD	- AUD
19	10/2020	04/2023	- AUD	- AUD	- AUD	- AUD	- AUD	- AUD	- AUD	- AUD	- AUD	- AUD	- AUD	- AUD
20	04/2021	04/2023	- AUD	- AUD	- AUD	- AUD	- AUD	- AUD	- AUD	- AUD	- AUD	- AUD	- AUD	- AUD
21	04/2021	04/2023	- AUD	- AUD	- AUD	- AUD	- AUD	- AUD	- AUD	- AUD	- AUD	- AUD	- AUD	- AUD
22	06/2021	04/2023	- AUD	- AUD	- AUD	- AUD	- AUD	- AUD	- AUD	- AUD	- AUD	- AUD	- AUD	- AUD
23	06/2021	04/2023	- AUD	- AUD	- AUD	- AUD	- AUD	- AUD	- AUD	- AUD	- AUD	- AUD	- AUD	- AUD
24	06/2021	04/2023	- AUD	- AUD	- AUD	- AUD	- AUD	- AUD	- AUD	- AUD	- AUD	- AUD	- AUD	- AUD
25	08/2021	04/2023	(1,985.01) AUD	14,887.38 AUD	- AUD	- AUD	- AUD	- AUD	- AUD	- AUD	- AUD	- AUD	- AUD	- AUD
26	11/2017	05/2023	- AUD	- AUD	- AUD	- AUD	- AUD	- AUD	- AUD	- AUD	- AUD	- AUD	- AUD	- AUD
27	12/2017	05/2023	- AUD	- AUD	- AUD	- AUD	- AUD	- AUD	- AUD	- AUD	- AUD	- AUD	- AUD	- AUD
28	04/2021	05/2023	- AUD	- AUD	- AUD	- AUD	- AUD	- AUD	- AUD	- AUD	- AUD	- AUD	- AUD	- AUD
29	04/2021	05/2023	- AUD	- AUD	- AUD	- AUD	- AUD	- AUD	- AUD	- AUD	- AUD	- AUD	- AUD	- AUD
30	08/2021	05/2023	- AUD	- AUD	- AUD	- AUD	- AUD	- AUD	- AUD	- AUD	- AUD	- AUD	- AUD	- AUD
31	08/2021	05/2023	- AUD	- AUD	- AUD	- AUD	- AUD	- AUD	- AUD	- AUD	- AUD	- AUD	- AUD	- AUD
32	12/2017	06/2023	- AUD	- AUD	- AUD	- AUD	- AUD	- AUD	- AUD	- AUD	- AUD	- AUD	- AUD	- AUD
33	04/2020	06/2023	- AUD	- AUD	- AUD	- AUD	- AUD	- AUD	- AUD	- AUD	- AUD	- AUD	- AUD	- AUD
34	07/2020	06/2023	- AUD	- AUD	- AUD	- AUD	- AUD	- AUD	- AUD	- AUD	- AUD	- AUD	- AUD	- AUD
35	05/2021	06/2023	- AUD	1,076.25 AUD	1,500.00 AUD	- AUD	- AUD	- AUD	- AUD	- AUD	- AUD	- AUD	- AUD	- AUD
36	08/2021	06/2023	- AUD	- AUD	- AUD	- AUD	- AUD	- AUD	- AUD	- AUD	- AUD	- AUD	- AUD	- AUD
37	12/2016	07/2023	809.00 AUD	806.00 AUD	90.00 AUD	- AUD	- AUD	- AUD	- AUD	- AUD	- AUD	- AUD	- AUD	- AUD
38	01/2020	07/2023	- AUD	- AUD	- AUD	- AUD	- AUD	- AUD	- AUD	- AUD	- AUD	- AUD	- AUD	- AUD
39	08/2020	07/2023	(2,142.25) AUD	- AUD	- AUD	- AUD	- AUD	- AUD	- AUD	- AUD	- AUD	- AUD	- AUD	- AUD
40	08/2020	07/2023	- AUD	- AUD	- AUD	- AUD	- AUD	- AUD	- AUD	- AUD	- AUD	- AUD	- AUD	- AUD
41	12/2020	07/2023	(35.00) AUD	60.00 AUD	60.00 AUD	- AUD	- AUD	- AUD	- AUD	- AUD	- AUD	- AUD	- AUD	- AUD
42	04/2021	07/2023	(984.00) AUD	- AUD	- AUD	- AUD	- AUD	- AUD	- AUD	- AUD	- AUD	- AUD	- AUD	- AUD
43	05/2021	07/2023	- AUD	- AUD	- AUD	- AUD	- AUD	- AUD	- AUD	- AUD	- AUD	- AUD	- AUD	- AUD
44	06/2021	07/2023	- AUD	- AUD	- AUD	- AUD	- AUD	- AUD	- AUD	- AUD	- AUD	- AUD	- AUD	- AUD
45	06/2020	09/2023	- AUD	461.25 AUD	- AUD	- AUD	- AUD	- AUD	- AUD	- AUD	- AUD	- AUD	- AUD	- AUD
46	07/2020	09/2023	- AUD	- AUD	- AUD	- AUD	- AUD	- AUD	- AUD	- AUD	- AUD	- AUD	- AUD	- AUD
47	07/2021	09/2023	3,262.68 AUD	558.63 AUD	- AUD	- AUD	- AUD	- AUD	- AUD	- AUD	- AUD	- AUD	- AUD	- AUD
48	01/2021	10/2023	- AUD	- AUD	- AUD	- AUD	- AUD	- AUD	- AUD	- AUD	- AUD	- AUD	- AUD	- AUD
49	07/2021	10/2023	- AUD	(379.25) AUD	- AUD	- AUD	- AUD	- AUD	- AUD	- AUD	- AUD	- AUD	- AUD	- AUD
50	07/2021	10/2023	- AUD	- AUD	- AUD	- AUD	- AUD	- AUD	- AUD	- AUD	- AUD	- AUD	- AUD	- AUD
51	11/2017	11/2023	- AUD	- AUD	- AUD	- AUD	- AUD	- AUD	- AUD	- AUD	- AUD	- AUD	- AUD	- AUD
52	04/2019	11/2023	- AUD	- AUD	- AUD	- AUD	- AUD	- AUD	- AUD	- AUD	- AUD	- AUD	- AUD	- AUD
53	03/2021	11/2023	- AUD	- AUD	- AUD	- AUD	- AUD	- AUD	- AUD	- AUD	- AUD	- AUD	- AUD	- AUD
54	06/2021	11/2023	- AUD	40.06 AUD	- AUD	- AUD	- AUD	- AUD	- AUD	- AUD	- AUD	- AUD	- AUD	- AUD
55	09/2020	12/2023	- AUD	- AUD	- AUD	- AUD	- AUD	- AUD	- AUD	- AUD	- AUD	- AUD	- AUD	- AUD
56	01/2021	12/2023	- AUD	- AUD	- AUD	- AUD	- AUD	- AUD	- AUD	- AUD	- AUD	- AUD	- AUD	- AUD
57	06/2021	12/2023	- AUD	- AUD	- AUD	- AUD	- AUD	- AUD	- AUD	- AUD	- AUD	- AUD	- AUD	- AUD
58	07/2021	12/2023	- AUD	- AUD	- AUD	- AUD	- AUD	- AUD	- AUD	- AUD	- AUD	- AUD	- AUD	- AUD
59	07/2020	01/2024	- AUD	- AUD	- AUD	- AUD	- AUD	- AUD	- AUD	- AUD	- AUD	- AUD	- AUD	- AUD
60	06/2020	01/2024	- AUD	- AUD	- AUD	- AUD	- AUD	- AUD	- AUD	- AUD	- AUD	- AUD	- AUD	- AUD
61	07/2021	01/2024	- AUD	- AUD	- AUD	- AUD	- AUD	- AUD	- AUD	- AUD	- AUD	- AUD	- AUD	- AUD
62	08/2021	01/2024	- AUD	- AUD	- AUD	- AUD	- AUD	- AUD	- AUD	- AUD	- AUD	- AUD	- AUD	- AUD
Total	62		24,528.83 AUD	21,484.18 AUD	1,650.00 AUD	- AUD	- AUD	- AUD	- AUD	- AUD	- AUD	- AUD	- AUD	- AUD

Contract Level Data **Net Salvage Recoveries By Contract By Month**

No.	Month / Year of Origination	Month / Year of Net Salvage	Nov-24	Dec-24	Jan-25	Feb-25	Mar-25	Apr-25	May-25	Jun-25	Jul-25	Aug-25
1	02/2021	07/2022	- AUD	- AUD	- AUD	- AUD	- AUD	- AUD	- AUD	- AUD	- AUD	- AUD
2	04/2017	08/2022	- AUD	- AUD	- AUD	- AUD	- AUD	- AUD	- AUD	- AUD	- AUD	- AUD
3	09/2020	08/2022	- AUD	- AUD	- AUD	- AUD	- AUD	- AUD	- AUD	- AUD	- AUD	- AUD
4	11/2020	08/2022	- AUD	- AUD	- AUD	- AUD	- AUD	- AUD	- AUD	- AUD	- AUD	- AUD
5	03/2021	08/2022	- AUD	- AUD	- AUD	- AUD	- AUD	- AUD	- AUD	- AUD	- AUD	- AUD
6	08/2021	09/2022	- AUD	- AUD	- AUD	- AUD	- AUD	- AUD	- AUD	- AUD	- AUD	- AUD
7	05/2017	10/2022	- AUD	- AUD	- AUD	- AUD	- AUD	- AUD	- AUD	- AUD	- AUD	- AUD
8	04/2021	11/2022	- AUD	- AUD	- AUD	- AUD	- AUD	- AUD	- AUD	- AUD	- AUD	- AUD
9	06/2021	11/2022	- AUD	- AUD	- AUD	- AUD	- AUD	- AUD	- AUD	- AUD	- AUD	- AUD
10	02/2020	12/2022	- AUD	- AUD	- AUD	- AUD	- AUD	- AUD	- AUD	- AUD	- AUD	- AUD
11	08/2021	12/2022	- AUD	- AUD	- AUD	- AUD	- AUD	- AUD	- AUD	- AUD	- AUD	- AUD
12	06/2021	01/2023	- AUD	- AUD	- AUD	- AUD	- AUD	- AUD	- AUD	- AUD	- AUD	- AUD
13	07/2021	01/2023	- AUD	- AUD	- AUD	- AUD	- AUD	- AUD	- AUD	- AUD	- AUD	- AUD
14	07/2020	02/2023	- AUD	- AUD	- AUD	- AUD	- AUD	- AUD	- AUD	- AUD	- AUD	- AUD
15	04/2021	02/2023	- AUD	- AUD	- AUD	- AUD	- AUD	- AUD	- AUD	- AUD	- AUD	- AUD
16	06/2021	02/2023	- AUD	- AUD	- AUD	- AUD	- AUD	- AUD	- AUD	- AUD	- AUD	- AUD
17	11/2017	03/2023	- AUD	- AUD	- AUD	- AUD	- AUD	- AUD	- AUD	- AUD	- AUD	- AUD
18	06/2020	04/2023	- AUD	- AUD	- AUD	- AUD	- AUD	- AUD	- AUD	- AUD	- AUD	- AUD
19	10/2020	04/2023	- AUD	- AUD	- AUD	- AUD	- AUD	- AUD	- AUD	- AUD	- AUD	- AUD
20	04/2021	04/2023	- AUD	- AUD	- AUD	- AUD	- AUD	- AUD	- AUD	- AUD	- AUD	- AUD
21	04/2021	04/2023	- AUD	- AUD	- AUD	- AUD	- AUD	- AUD	- AUD	- AUD	- AUD	- AUD
22	06/2021	04/2023	- AUD	- AUD	- AUD	- AUD	- AUD	- AUD	- AUD	- AUD	- AUD	- AUD
23	06/2021	04/2023	- AUD	- AUD	- AUD	- AUD	- AUD	- AUD	- AUD	- AUD	- AUD	- AUD
24	06/2021	04/2023	- AUD	- AUD	- AUD	- AUD	- AUD	- AUD	- AUD	- AUD	- AUD	- AUD
25	08/2021	04/2023	- AUD	- AUD	- AUD	- AUD	- AUD	- AUD	- AUD	- AUD	- AUD	- AUD
26	11/2017	05/2023	- AUD	- AUD	- AUD	- AUD	- AUD	- AUD	- AUD	- AUD	- AUD	- AUD
27	12/2017	05/2023	- AUD	- AUD	- AUD	- AUD	- AUD	- AUD	- AUD	- AUD	- AUD	- AUD
28	04/2021	05/2023	- AUD	- AUD	- AUD	- AUD	- AUD	- AUD	- AUD	- AUD	- AUD	- AUD
29	04/2021	05/2023	- AUD	- AUD	- AUD	- AUD	- AUD	- AUD	- AUD	- AUD	- AUD	- AUD
30	08/2021	05/2023	- AUD	- AUD	- AUD	- AUD	- AUD	- AUD	- AUD	- AUD	- AUD	- AUD
31	08/2021	05/2023	- AUD	- AUD	- AUD	- AUD	- AUD	- AUD	- AUD	- AUD	- AUD	- AUD
32	12/2017	06/2023	- AUD	- AUD	- AUD	- AUD	- AUD	- AUD	- AUD	- AUD	- AUD	- AUD
33	04/2020	06/2023	- AUD	- AUD	- AUD	- AUD	- AUD	- AUD	- AUD	- AUD	- AUD	- AUD
34	07/2020	06/2023	- AUD	- AUD	- AUD	- AUD	- AUD	- AUD	- AUD	- AUD	- AUD	- AUD
35	05/2021	06/2023	- AUD	- AUD	- AUD	- AUD	- AUD	- AUD	- AUD	- AUD	- AUD	- AUD
36	08/2021	06/2023	- AUD	- AUD	- AUD	- AUD	- AUD	- AUD	- AUD	- AUD	- AUD	- AUD
37	12/2016	07/2023	- AUD	- AUD	- AUD	- AUD	- AUD	- AUD	- AUD	- AUD	- AUD	- AUD
38	01/2020	07/2023	- AUD	- AUD	- AUD	- AUD	- AUD	- AUD	- AUD	- AUD	- AUD	- AUD
39	08/2020	07/2023	- AUD	- AUD	- AUD	- AUD	- AUD	- AUD	- AUD	- AUD	- AUD	- AUD
40	08/2020	07/2023	- AUD	- AUD	- AUD	- AUD	- AUD	- AUD	- AUD	- AUD	- AUD	- AUD
41	12/2020	07/2023	- AUD	- AUD	- AUD	- AUD	- AUD	- AUD	- AUD	- AUD	- AUD	- AUD
42	04/2021	07/2023	- AUD	- AUD	- AUD	- AUD	- AUD	- AUD	- AUD	- AUD	- AUD	- AUD
43	05/2021	07/2023	- AUD	- AUD	- AUD	- AUD	- AUD	- AUD	- AUD	- AUD	- AUD	- AUD
44	06/2021	07/2023	- AUD	- AUD	- AUD	- AUD	- AUD	- AUD	- AUD	- AUD	- AUD	- AUD
45	06/2020	09/2023	- AUD	- AUD	- AUD	- AUD	- AUD	- AUD	- AUD	- AUD	- AUD	- AUD
46	07/2020	09/2023	- AUD	- AUD	- AUD	- AUD	- AUD	- AUD	- AUD	- AUD	- AUD	- AUD
47	07/2021	09/2023	- AUD	- AUD	- AUD	- AUD	- AUD	- AUD	- AUD	- AUD	- AUD	- AUD
48	01/2021	10/2023	- AUD	- AUD	- AUD	- AUD	- AUD	- AUD	- AUD	- AUD	- AUD	- AUD
49	07/2021	10/2023	- AUD	- AUD	- AUD	- AUD	- AUD	- AUD	- AUD	- AUD	- AUD	- AUD
50	07/2021	10/2023	- AUD	- AUD	- AUD	- AUD	- AUD	- AUD	- AUD	- AUD	- AUD	- AUD
51	11/2017	11/2023	- AUD	- AUD	- AUD	- AUD	- AUD	- AUD	- AUD	- AUD	- AUD	- AUD
52	04/2019	11/2023	- AUD	- AUD	- AUD	- AUD	- AUD	- AUD	- AUD	- AUD	- AUD	- AUD
53	03/2021	11/2023	- AUD	- AUD	- AUD	- AUD	- AUD	- AUD	- AUD	- AUD	- AUD	- AUD
54	06/2021	11/2023	- AUD	- AUD	- AUD	- AUD	- AUD	- AUD	- AUD	- AUD	- AUD	- AUD
55	09/2020	12/2023	- AUD	- AUD	- AUD	- AUD	- AUD	- AUD	- AUD	- AUD	- AUD	- AUD
56	01/2021	12/2023	- AUD	- AUD	- AUD	- AUD	- AUD	- AUD	- AUD	- AUD	- AUD	- AUD
57	06/2021	12/2023	- AUD	- AUD	- AUD	- AUD	- AUD	- AUD	- AUD	- AUD	- AUD	- AUD
58	07/2021	12/2023	- AUD	- AUD	- AUD	- AUD	- AUD	- AUD	- AUD	- AUD	- AUD	- AUD
59	07/2020	01/2024	- AUD	- AUD	- AUD	- AUD	- AUD	- AUD	- AUD	- AUD	- AUD	- AUD
60	06/2020	01/2024	- AUD	- AUD	- AUD	- AUD	- AUD	- AUD	- AUD	- AUD	- AUD	- AUD
61	07/2021	01/2024	- AUD	- AUD	- AUD	- AUD	- AUD	- AUD	- AUD	- AUD	- AUD	- AUD
62	08/2021	01/2024	- AUD	- AUD	- AUD	- AUD	- AUD	- AUD	- AUD	- AUD	- AUD	- AUD
Total	62		- AUD	- AUD	- AUD	- AUD	- AUD	- AUD	- AUD	- AUD	- AUD	- AUD