



change.

Appendix 4D Half Year Report

For the half year ended 31 December 2023

Results for Announcement to the Market

Results

Half Year to 31 December	2023	2022	\$	%
	US\$	US\$	Change	Change
Revenue from ordinary activities	4,472,412	4,280,378	192,034	increased 5%
Loss from ordinary activities	(1,533,110)	(1,964,161)	431,051	decreased 22%
Loss for the period attributable to members	(1,533,110)	(1,964,161)	431,051	decreased 22%
Basic EPS – cents per share (loss)	(0.24)	(0.41)	0.17	decreased 40%
Diluted EPS – cents per share (loss)	(0.24)	(0.41)	0.17	decreased 40%

Dividends

No dividend is proposed for the half year ending 31 December 2023 (2022: nil).

Commentary

The commentary on the results of the period is contained in the Background on Company and Review of Operations in the Directors' Report in this half year report.

This half year report is presented in the United States currency.

This half year report does not include all the notes of the type normally included in an annual financial report. Accordingly, this report is to be read in conjunction with the annual report for the year ended 30 June 2023 and any public announcements made by Change Financial Limited during the interim reporting period in accordance with the continuous disclosure requirements of the Corporations Act 2001.

This financial report covers the consolidated financial statements for the consolidated entity consisting of Change Financial Limited and its subsidiaries.

Corporate Directory

Directors

Edward Grobler (Chair)
Ian Leijer (Non-executive Director)
Thomas Russell (Executive Director)
Alastair Wilkie (Non-executive Director)
Geoffrey Sam (Non-executive Director)

Company Secretary

Adam Gallagher

Registered Office

Change Financial Limited
Suite 3E, Level 3, 340 Adelaide Street
Brisbane QLD 4000
Email: investors@changefinancial.com

Postal Address

Change Financial Limited
GPO Box 1322
Brisbane QLD 4001

Australian Company Number

150 762 351

Australian Business Number

34 150 762 351

Auditors

Pitcher Partners
Level 38
345 Queen Street
BRISBANE QLD 4000
Telephone: +61 7 3222 8444
Fax: +61 7 3221 7779
www.pitcher.com.au

Share Registry

Link Market Services Limited
Telephone: 1300 554 474
www.linkmarketservices.com.au

Website

www.changefinancial.com

ASX Code

CCA

Change Financial Limited

Website www.changefinancial.com
ACN 150 762 351

Registered Address Suite 3E, Level 3, 340 Adelaide Street, Brisbane, QLD 4000
Postal Address GPO Box 1322, Brisbane QLD 4001

Table of Contents

Results for Announcement to the Market	2
Corporate Directory	3
Directors' Report	5
Auditor's Independence Declaration	8
Condensed Consolidated Statement of Profit or Loss	9
Condensed Consolidated Statement of Comprehensive Income	9
Condensed Consolidated Statement of Financial Position	10
Condensed Consolidated Statement of Changes in Equity	11
Condensed Consolidated Statement of Cash Flows	12
Notes to the Condensed Consolidated Financial Statements	13
Directors' Declaration	18
Independent Auditor's Review Report	19

Directors' Report

The Directors present their report together with the financial statements of Change Financial Limited (**Change** or **the Company**) consisting of Change Financial Limited and the entities it controlled (**Group**) at the end of or during the half year ended 31 December 2023.

Directors

The following persons were Directors of Change Financial Limited during the whole of the period to 31 December 2023 and up to the date of this report unless otherwise stated:

- Edward Grobler (Chair)
- Ian Leijer
- Thomas Russell
- Alastair Wilkie
- Geoffrey Sam

Principal Activities

The Group's principal activity during the period continued to be the commercialisation and ongoing development of its payments management platform and payment testing solution. Change is a global fintech developing innovative and scalable payments technology through two core products:

- Vertexon Payments as a Service (PaaS): physical and virtual card issuing and transaction processing; and
- PaySim: payment testing solution.

Background on Company and Review of Operations

Change Financial Limited (ASX: CCA) (Change) is a global fintech, leveraging innovative and scalable technology to provide tailored payment solutions, card issuing and testing to banks and fintechs. Change's technology is used by over 150 clients across more than 40 countries to deliver simple, flexible, and fast-to-market payment services, including card issuing and testing.

Change's PaaS platform, Vertexon, seamlessly integrates with the core systems of banks and fintechs enabling the delivery of physical, digital and virtual card solutions to their customers. It includes integrated features such as Apple Pay, Google Pay, Samsung Pay and Buy Now Pay Later (BNPL) services. Change currently manages and processes over 27 million credit, debit, and prepaid cards worldwide.

Change's PaySim product tests payment systems to help clients meet the reliability and performance expectations of end customers. Simulating the full transaction lifecycle across multiple systems, PaySim enables banks and fintechs to complete end-to-end testing of their payment platforms and processes from a desktop. Change also provides the default standard for payments testing for many Australian companies, including Australia's domestic card payment service EFTPOS.

Change achieved \$4.5 million of revenue for the half year ended 31 December 2023, an increase of 5% over the prior corresponding period. The operating (loss) after tax for the half year ended 31 December 2023 was \$1.5 million, a decrease of 22% over the prior corresponding period.

As outlined in the financial year 2023 results presentation, the Company is targeting to deliver profitable revenue growth in financial year 2024 (FY24) and achieve a monthly cashflow breakeven run-rate exiting FY24. The key anticipated drivers of growth in FY24 are:

- Long-standing client base with contracted revenue;
- Contracted PaaS clients generating transaction and volume based revenue; and
- New client and partner wins.

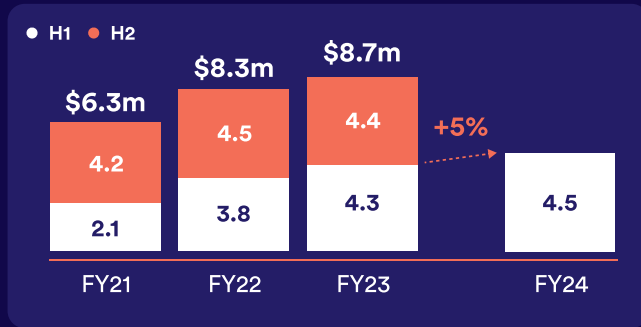
Change Financial Limited

Website www.changefinancial.com
ACN 150 762 351

Registered Address Suite 3E, Level 3, 340 Adelaide Street, Brisbane, QLD 4000
Postal Address GPO Box 1322, Brisbane QLD 4001

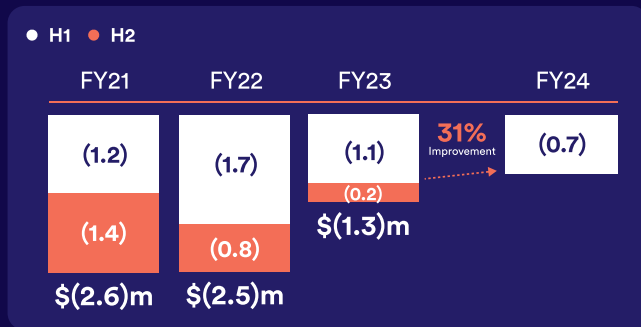
Financial Highlights

Revenue (US\$m) – H1 v H2



- ▶ H1 FY24 revenue of US\$4.5m (A\$6.9m¹), up 5% on pcp
- ▶ Modest growth driven by professional services revenue from existing clients
- ▶ Minimal Vertexon PaaS revenue generated in H1 FY24
- ▶ PaaS and transactional revenues, particularly from NZ clients, are expected to meaningfully contribute to revenue in H2 FY24

EBITDA (US\$m) – H1 v H2

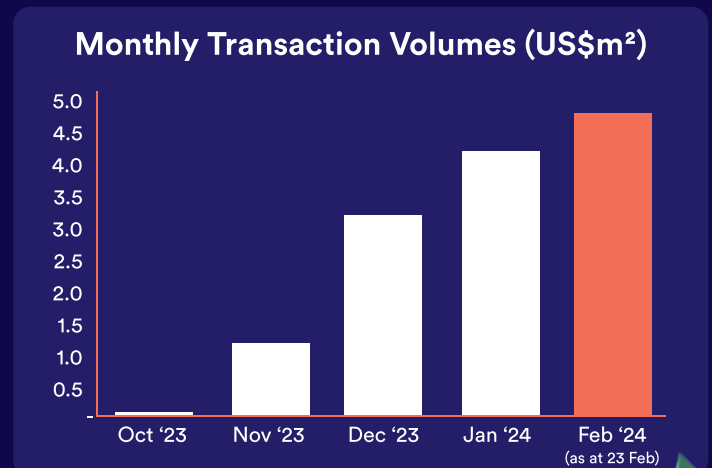
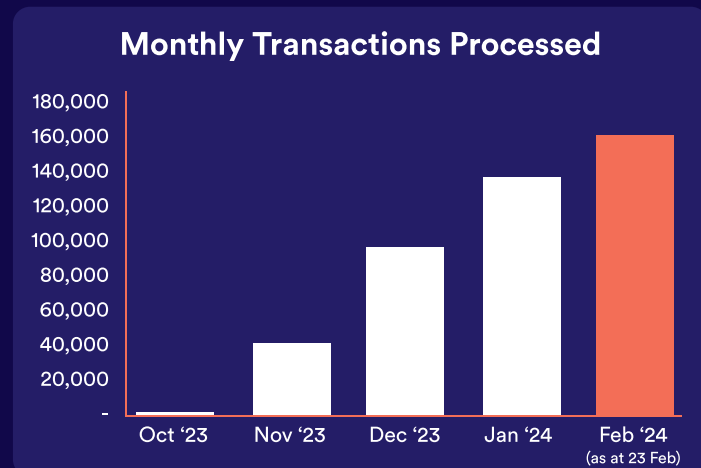
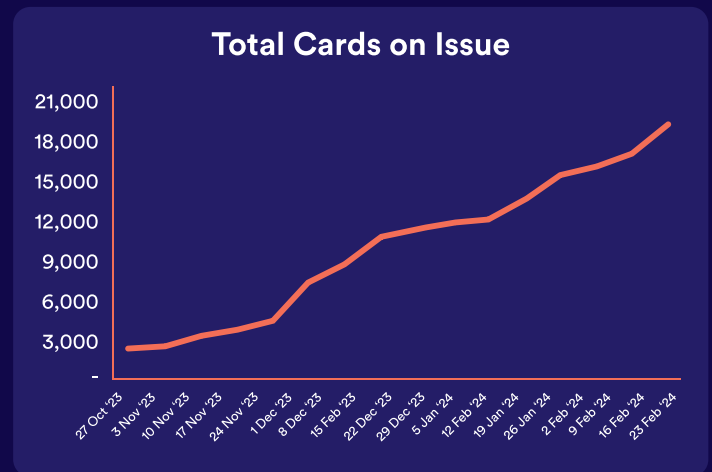


- ▶ H1 FY24 EBITDA loss of US\$0.7m (A\$1.1m), a 31% improvement on pcp
- ▶ Fixed operating costs down 4% pcp – ability to add material revenue growth whilst keeping fixed cost base relatively steady (COGS will increase as volumes increase)

Operational Highlights

Business ready to scale

- ▶ Completed **ALL necessary regulatory and licensing requirements** to enable processing and card issuing in Australia, NZ and US on the Vertexon PaaS platform
- ▶ Significant progress migrating NZ financial institution client cards to Change
 - ▶ Key milestone and driver of early growth in PaaS metrics
 - ▶ Remaining cards expected to migrate to Change throughout H2 FY24
- ▶ PaaS clients Rolling Thunder and PlutusM now with live cards issued in the US



¹AUD/USD = 0.65 (A\$ amounts are converted for representation purposes to assist the reader)

²Transactions are denominated in local currencies and have been converted to USD, Change's reporting currency, for reporting purposes

Matters subsequent to the end of the financial period

114.3 million fully paid ordinary shares in the Company were released from voluntary escrow on 18 February 2024. The escrowed shares were issued to FinTech HQ Pty Ltd under a strategic placement announced on 16 February 2023.

No other matter or circumstance has arisen since 31 December 2023 that has significantly affected the Group's operations, results or state of affairs, or may do so in subsequent financial periods except as set out in the Review of Operations above.

Rounding

In accordance with ASIC Corporations (Rounding in Financial/Directors' Reports) Instrument 2016/191, the amounts in the Directors' report and the financial report have been rounded to the nearest dollar.

Dividends - Change Financial Limited

The Directors of Change Financial Limited did not recommend the payment of a dividend for the 6 months ending 31 December 2023 (2022: nil).

Auditor's independence declaration

A copy of the auditor's independence declaration as required under section 307C of the Corporations Act 2001 is set out on page 8.

This report is made in accordance with a resolution of Directors, pursuant to section 298(2) of the Corporations Act 2001.

Dated 28 February 2024



Edward Grobler
Chair

Level 38, 345 Queen Street
Brisbane, QLD 4000

Postal address
GPO Box 1144
Brisbane, QLD 4001

p. +61 7 3222 8444

The Directors
Change Financial Limited
Suite 3E, Level 3
340 Adelaide Street
Brisbane QLD 4000

Auditor's Independence Declaration

In relation to the independent auditor's review for the half-year ended 31 December 2023, to the best of my knowledge and belief there have been:

- (i) no contraventions of the auditor independence requirements of the *Corporations Act 2001*;
and
- (ii) no contraventions of APES 110 *Code of Ethics for Professional Accountants (including Independence Standards)*.

This declaration is in respect of Change Financial Limited and the entities it controlled during the period.

Pitcher Partners

PITCHER PARTNERS



JASON EVANS
Partner

Brisbane, Queensland
28th February 2024

Brisbane Sydney Newcastle Melbourne Adelaide Perth

Pitcher Partners is an association of independent firms.

An Independent Queensland Partnership ABN 84 797 724 539. Liability limited by a scheme approved under Professional Standards Legislation.
Pitcher Partners is a member of the global network of Baker Tilly International Limited, the members of which are separate and independent legal entities.

NIGEL FISCHER
MARK NICHOLSON
PETER CAMENZULI

JASON EVANS
KYLIE LAMPRECHT
NORMAN THURECHT

BRETT HEADRICK
WARWICK FACE
COLE WILKINSON

SIMON CHUN
JEREMY JONES
TOM SPLATT

JAMES FIELD
DANIEL COLWELL
ROBYN COOPER

FELICITY CRIMSTON
CHERYL MASON
KIERAN WALLIS

MURRAY GRAHAM
ANDREW ROBIN
KAREN LEVINE

EDWARD FLETCHER
ROBERT HUGHES



bakertilly
NETWORK MEMBER

pitcher.com.au

Condensed Consolidated Statement of Profit or Loss

Half Year to 31 December	Notes	2023 US\$	2022 US\$
Revenue and other income	2	4,472,412	4,280,378
Employee benefits expense		(3,174,631)	(3,139,585)
Advertising & marketing expense		(118,516)	(67,740)
Program expenses		(206,894)	(314,692)
Professional services & insurance		(552,016)	(546,520)
Consulting fees		(199,583)	(179,851)
Technology & hosting		(696,402)	(921,861)
Depreciation & amortisation expense		(763,761)	(622,837)
Finance expense		(13,191)	(59,795)
Other expenses		(189,365)	(175,748)
Profit (loss) before tax		(1,441,947)	(1,748,251)
Income tax (expense) benefit	3	(91,163)	(215,910)
Profit (loss) from continuing operations		(1,533,110)	(1,964,161)
Basic loss per share (US cents per share)		(0.24)	(0.41)
Diluted loss per share (US cents per share)		(0.24)	(0.41)

Condensed Consolidated Statement of Comprehensive Income

Half Year to 31 December	Note	2023 US\$	2022 US\$
Loss for the period		(1,533,110)	(1,964,161)
Other comprehensive income (loss)			
<i>Items that may be reclassified to profit or loss</i>			
Exchange differences on translation of foreign operations		1,617	27,638
Total comprehensive loss for the period		(1,531,493)	(1,936,523)

The consolidated statements above should be read in conjunction with the accompanying notes.

Condensed Consolidated Statement of Financial Position

Balance at	Notes	31 Dec 2023	30 Jun 2023
		US\$	US\$
Current assets			
Cash and cash equivalents		3,152,181	5,351,218
Trade and other receivables	4	1,673,996	2,120,927
Current tax asset		132,367	-
Other current assets	5	627,889	848,815
Total current assets		5,586,433	8,320,960
Non-current assets			
Property, plant & equipment		283,261	209,060
Deferred tax asset		107,850	103,434
Intangible assets	6	6,651,539	6,343,052
Other non-current assets		486,898	324,990
Total non-current assets		7,529,548	6,980,536
TOTAL ASSETS		13,115,981	15,301,496
Current liabilities			
Trade and other payables		902,281	1,294,201
Provisions		1,163,939	1,060,216
Lease liabilities – current		117,631	72,199
Contract liabilities		2,872,433	3,291,217
Income tax liabilities		-	47,924
Total current liabilities		5,056,284	5,765,757
Non-current liabilities			
Provisions		26,537	26,798
Lease liabilities – non-current		102,567	64,054
Contract liabilities – non-current		1,021,951	1,007,150
Total non-current liabilities		1,151,055	1,098,002
TOTAL LIABILITIES		6,207,339	6,863,759
NET ASSETS		6,908,642	8,437,737
Equity			
Contributed equity	7	50,497,323	50,497,323
Reserves	8	4,817,751	4,813,736
Accumulated losses		(48,406,432)	(46,873,322)
TOTAL EQUITY		6,908,642	8,437,737

The consolidated statements above should be read in conjunction with the accompanying notes.

Condensed Consolidated Statement of Changes in Equity

	Contributed Equity	Reserves	Accumulated Losses	Total Equity
	US\$	US\$	US\$	US\$
Balance at 1 July 2022	42,519,906	4,778,693	(43,954,895)	3,343,704
Profit (loss) for the period	-	-	(1,964,161)	(1,964,161)
<i>Other comprehensive income (loss)</i>				
Exchange differences on translation of the foreign operations	-	27,638	-	27,638
Total comprehensive income for the year	-	27,638	(1,964,161)	(1,936,523)
Transactions with owners in their capacity as owner				
Options issued	-	32,297	-	32,297
Contributions (net of costs)	3,542,463	-	-	3,542,463
Total	3,542,463	32,297	-	3,574,760
Balance at 31 December 2022	46,062,369	4,838,628	(45,919,056)	4,981,941
Balance at 1 July 2023	50,497,323	4,813,736	(46,873,322)	8,437,737
Profit (loss) for the period	-	-	(1,533,110)	(1,533,110)
<i>Other comprehensive income (loss)</i>				
Exchange differences on translation of the foreign operations	-	1,617	-	1,617
Total comprehensive income for the year	-	1,617	(1,533,110)	(1,531,493)
Transactions with owners in their capacity as owner				
Options issued	-	2,398	-	2,398
Contributions (net of costs)	-	-	-	-
Total	-	2,398	-	2,398
Balance at 31 December 2023	50,497,323	4,817,751	(48,406,432)	6,908,642

The consolidated statements above should be read in conjunction with the accompanying notes.

Condensed Consolidated Statement of Cash Flows

Half Year to 31 December	Notes	2023	2022
		US\$	US\$
Cash flow from operating activities			
Receipts from customers		4,361,578	4,607,164
Payments to suppliers and employees		(5,421,499)	(5,377,680)
Interest received		69,176	347
Interest paid		(5,481)	(9,695)
Income tax		(55,937)	(214,091)
Net cash used in operating activities		(1,052,163)	(993,955)
Cash flow from investing activities			
Payment for plant & equipment		(20,470)	(669)
Payment for software development		(993,837)	(690,579)
Receipts from sublease (excluding interest received)		-	45,000
Receipts (payments) for security deposits		(161,907)	-
Net cash used in investing activities		(1,176,214)	(646,248)
Proceeds from financing activities			
Proceeds from share issue		-	3,866,988
Repayment of borrowings		-	(487,650)
Cost of funding		-	(324,525)
Payments of lease liabilities (excluding interest paid)		(47,503)	(58,952)
Net cash (used in) / provided by financing activities		(47,503)	2,995,861
Net increase (decrease) in cash held		(2,275,880)	1,355,658
Reconciliation of cash			
Cash at the beginning of the financial period		5,351,218	1,501,427
Net increase (decrease) in cash held		(2,275,880)	1,355,658
Foreign exchange difference on cash holding		76,843	(56,598)
Cash and cash equivalents at end of the financial period		3,152,181	2,800,487

The consolidated statements above should be read in conjunction with the accompanying notes.

Notes to the Condensed Consolidated Financial Statements

1) Summary of Significant Accounting Policies

The half year financial report is a condensed general-purpose financial report prepared in accordance with the Corporations Act 2001 and AASB 134 'Interim Financial Reporting'. Compliance with AASB 134 ensures compliance with International Financial Reporting Standard IAS 34 'Interim Financial Reporting'. The condensed half year report does not include notes of the type normally included in an annual financial report and shall be read in conjunction with the most recent annual financial report and any public announcements made by the Company during the half year.

Certain comparative figures have been reclassified to conform with the current half year reporting presentation.

a) Basis of Preparation

The Consolidated Financial Report of Change Financial Limited has been prepared on the basis of historical cost, except for revaluation of certain non-current assets. Cost is based on the fair values of the consideration given in exchange for assets. All amounts are presented in United States dollars, unless otherwise noted.

b) Significant Accounting Policies

The accounting policies adopted are consistent with those of the previous financial year and corresponding interim reporting period except for the impact of accounting policies, standards and Interpretations as noted below.

c) Application of New and Revised Accounting Standards

The Group has adopted all new and amended Australian Accounting Standards and Australian Accounting Standards Review Board (AASB) interpretations that are mandatory for the current reporting period and relevant to the Group.

d) Rounding

The company is of a kind referred to in ASIC Legislative Instrument 2016/191, relating to the 'rounding off' of amounts in the financial statements. Amounts in the financial statements have been rounded off in accordance with that Legislative Instrument to the nearest dollar, unless otherwise indicated.

e) Segment Accounts

The Group's chief operating decision maker, being the Chief Executive Officer, makes financial decisions and allocates resources based on the information received from the Group's internal management system. Currently the Group has one reportable segment, being the development and provision of card payments software and services. The Group's core products are card management systems, transaction processing and payment simulators.

f) Ongoing Operations

These financial statements have been prepared on a going concern basis, which contemplates continuity of normal business activities and the realisation of assets and the settlement of liabilities in the ordinary course of business.

At the date of this report, the Group remains in a development and growth phase of operations. The Directors are of the view that the Group's payments and card issuing platform is commercially viable and are confident that the business will become sustainable in future years through forecast revenue growth.

Until such time as the Group's revenues grow to a level that is sufficient to enable the Group to meet its financial commitments as and when they fall due, the Group will be dependent on raising further capital in future years.

g) Significant Accounting Judgments

Estimates and judgements are continually evaluated and are based on historical experience and other factors, including expectations of future events that may have a financial impact on the entity and that are believed to be reasonable under the circumstances.

The Group makes estimates and assumptions concerning the future. The resulting accounting estimates will, by definition, seldom equal the related actual results. The estimates and assumptions that have a significant risk of causing a material adjustment to the carrying amounts of assets and liabilities are detailed in the annual financial report for the year ended 30 June 2023.

2) Revenue and Other Income

Half Year to 31 December	2023 US\$	2022 US\$
Revenue from contracts with customers		
Maintenance and support	2,457,406	2,724,532
Professional services	1,289,477	1,014,554
License fees	437,403	464,156
Other sales revenue	218,949	31,789
Subtotal	4,403,235	4,235,031
Other revenue and income		
Other income	69,177	45,347
Total revenue and other income	4,472,412	4,280,378
Revenue from contracts with customers		
Revenue from services – over time	3,965,832	3,770,875
Revenue from sale of licenses – at a point in time	437,403	464,156
Total revenue from contracts with customers	4,403,235	4,235,031

Revenue by geographic region is as follows:

Half Year to 31 December	2023	2022
	US\$	US\$
South East Asia	2,080,313	1,762,272
Oceania	1,157,046	1,416,494
Latin America	918,001	713,785
United States of America	140,933	169,825
Rest of World	106,942	172,655
Total revenue from contracts with customers	4,403,235	4,235,031

Revenue by product is as follows:

Half Year to 31 December	2023	2022
	US\$	US\$
Vertexon	2,949,236	2,693,019
PaySim	1,453,999	1,542,012
Total revenue from contracts	4,403,235	4,235,031

3) Income Tax Expense

Half Year to 31 December	2023	2022
	US\$	US\$

Reconciliation of income tax expense and tax at the statutory rate

Loss before income tax expense	(1,441,947)	(1,748,251)
Tax expense (credit) at the Australian tax rate of 25% (2022: 25%)	(360,487)	(437,063)
Differences in overseas tax rates	(14,420)	9,565

Tax effect of amounts which are not deductible / (taxable) in calculating taxable income

Share based payments expense	600	8,074
(Over) / under provision for income tax in prior periods	(126,600)	133,631
Foreign income tax offsets not recognised	216,341	-
Deferred tax assets not recognised	375,729	501,703
Income tax expense	91,163	215,910

4) Trade & Other Receivables

Balance at	31 Dec 2023	30 Jun 2023
	US\$	US\$
Trade receivables	1,412,747	2,034,015
Allowance for expected credit loss	(60,247)	(65,967)
Other current receivables	321,496	152,879
Total trade & other receivables	1,673,996	2,120,927

5) Other Current Assets

Balance at	31 Dec 2023	30 Jun 2023
	US\$	US\$
Contract assets	260,391	183,466
Prepayments	310,273	414,721
Other current assets	57,225	250,628
Total other current assets	627,889	848,815

Contract assets arise where on a particular project the proportion of work performed on that project exceeds the amounts invoiced on that project to date. It is expected that 100% of contract assets will be invoiced in the next twelve months.

6) Intangible Assets

Half Year to 31 December	Software Acquired	Customer Contracts	Software Development	Total
	US\$	US\$	US\$	US\$
Cost				
At 30 June 2023	5,288,618	96,319	3,557,937	8,942,874
Acquisition of business	-	-	-	-
Additions internally generated	-	-	1,005,552	1,005,552
Closing balance	5,288,618	96,319	4,563,489	9,948,426
Accumulated Amortisation				
At 30 June 2023	1,817,962	37,840	744,020	2,599,822
Amortisation charge	330,539	6,880	359,646	697,065
Closing balance	2,148,501	44,720	1,103,666	3,296,887
Net Book Value				
At 30 June 2023	3,470,656	58,479	2,813,917	6,343,052
At 31 December 2023	3,140,117	51,599	3,459,823	6,651,539

7) Contributed Equity

Balance at	31 Dec 2023	30 Jun 2023
	US\$	US\$
627,661,385 fully paid ordinary shares (30 June 2023: 627,661,385)	50,497,323	50,497,323

There were no share movements in the half year to 31 December 2023.

8) Reserves

Balance at	31 Dec 2023	30 Jun 2023
	US\$	US\$
Share based payment reserve	4,365,870	4,363,472
Foreign currency translation reserve	451,881	450,264
Total reserves	4,817,751	4,813,736

9) Share Based Payments

Share options of the parent were granted to senior executives of the Group as part their remuneration package. Their options were granted under their employment contracts for no consideration.

Set out below are summaries of options granted to executives during the period:

	2023		2022	
	Average exercise price per share Option	Number of options	Average exercise price per share Option	Number of options
As at 1 July	A\$0.23	6,050,000	A\$0.21	11,550,000
Granted during the period ¹	Nil	Nil	A\$0.20	750,000
Exercised ²	Nil	Nil	A\$0.001	(1,000,000)
Expired / forfeited ³	A\$0.24	(1,800,000)	A\$0.23	(5,250,000)
As at 31 December	A\$0.23	4,250,000	A\$0.23	6,050,000

¹ Options issued to Mr Fossett which vested upon granting with an exercise price of A\$0.20 and an expiry date of 5 December 2024

² Includes 500,000 options exercised each by Mr Wilkie and Mr Sheehan

³ Includes 1,500,000 options previously granted to Mr D'Alessandro which expired / forfeited during the period. Includes 3,000,000 previously granted to Mr Wilkie and 2,250,000 options previously granted to Mr Fossett which expired / forfeited during the period ended 31 December 2022

10) Events Occurring After the Reporting Period

114.3 million fully paid ordinary shares in the Company were released from voluntary escrow on 18 February 2024. The escrowed shares were issued to FinTech HQ Pty Ltd under a strategic placement announced on 16 February 2023.

Other than disclosed above, there are no significant events occurring after the reporting period.

Directors' Declaration

In the opinion of the Directors:

- a. the financial statements and notes set out on pages 9 to 17 are in accordance with the Corporations Act 2001, including:
 - i. complying with Australian Accounting Standards AASB 134 "Interim Financial Reporting" and the Corporations Regulations 2001; and
 - ii. giving a true and fair view of the Group's financial position as at 31 December 2023 and of its performance for the half year ended on that date; and
- b. there are reasonable grounds to believe that the Group will be able to pay its debts as and when they become due and payable.

This declaration is made in accordance with a resolution of the Directors.



Edward Grobler
Chair

28 February 2024

Independent Auditor's Review Report to the Members of Change Financial Limited

Report on the Half-Year Financial Report

Conclusion

We have reviewed the half-year financial report of Change Financial Limited ("the Company") and its controlled entities ("the Group"), which comprises the condensed consolidated statement of financial position as at 31 December 2023, the condensed consolidated statement of profit or loss, condensed consolidated statement of comprehensive income, condensed consolidated statement of changes in equity and condensed consolidated statement of cash flows for the half-year ended on that date, a summary of significant accounting policies and other explanatory information, and the directors' declaration.

Based on our review, which is not an audit, we have not become aware of any matter that makes us believe that the accompanying half-year financial report of Change Financial Limited does not comply with the *Corporations Act 2001* including:

- a) giving a true and fair view of the Group's financial position as at 31 December 2023 and of its performance for the half-year ended on that date; and
- b) complying with Accounting Standard AASB 134 *Interim Financial Reporting* and the *Corporations Regulations 2001*.

Basis for Conclusion

We conducted our review in accordance with ASRE 2410 *Review of a Financial Report Performed by the Independent Auditor of the Entity*. Our responsibilities are further described in the *Auditor's Responsibilities for the Review of the Financial Report* section of our report. We are independent of the Company in accordance with the auditor independence requirements of the *Corporations Act 2001* and the ethical requirements of the Accounting Professional and Ethical Standards Board's APES 110 *Code of Ethics for Professional Accountants (including Independence Standards)* (the Code) that are relevant to our audit of the annual financial report in Australia. We have also fulfilled our other ethical responsibilities in accordance with the Code.

We confirm that the independence declaration required by the *Corporations Act 2001* which has been given to the directors of the Company, would be in the same terms if given to the directors as at the time of this auditor's review report.

Responsibility of the Directors for the Financial Report

The directors of the Company are responsible for the preparation of the half-year financial report that gives a true and fair view in accordance with Australian Accounting Standards and the *Corporations Act 2001* and for such internal control as the directors determine is necessary to enable the preparation of the half-year financial report that gives a true and fair view and is free from material misstatement, whether due to fraud or error.

Auditor's Responsibility for the Review of the Financial Report

Our responsibility is to express a conclusion on the half-year financial report based on our review. ASRE 2410 requires us to conclude whether we have become aware of any matter that makes us believe that the half-year financial report is not in accordance with the *Corporations Act 2001* including giving a true and fair view of the Group's financial position as at 31 December 2023 and its performance for the half-year ended on that date, and complying with Accounting Standard AASB 134 *Interim Financial Reporting* and the *Corporations Regulations 2001*.

A review of a half-year financial report consists of making enquiries, primarily of persons responsible for financial and accounting matters, and applying analytical and other review procedures. A review is substantially less in scope than an audit conducted in accordance with Australian Auditing Standards and consequently does not enable us to obtain assurance that we would become aware of all significant matters that might be identified in an audit. Accordingly, we do not express an audit opinion.

Pitcher Partners

PITCHER PARTNERS



JASON EVANS
Partner

Brisbane, Queensland
28th February 2024