



Spheria Emerging Companies Limited (Company)
Level 25
Australia Square Tower
264 George Street
Sydney NSW 2000

Telephone: 1300 010 311
Email: invest@pinnacleinvestment.com
ACN 621 402 588

5 March 2024

By Electronic Lodgement

Market Announcements Office
ASX Limited
20 Bridge Street
Sydney NSW 2000

Dear Sir/Madam

Amended presentation for webinar

Please find attached an amended version of the presentation for the webinar this morning. The amendments are as follows:

- Removal of slide page titled "IRESS"
- Changes to the content on slide page titled "Key Themes" (now page 16 of presentation)

Authorised by:

Calvin Kwok
Company Secretary

Spheria Emerging Companies Limited (ASX:SEC)

1HFY24 Results & Portfolio Update

Disclaimer

Note: Past performance is not a reliable indicator of future performance.

Spheria Asset Management Pty Ltd (“Spheria”) ABN 42 611 081 326, a corporate authorised representative (No. 1240979) of Pinnacle Investment Management Limited (“PIML”) ABN 66 109 659 109, AFSL 322140, is the investment manager of Spheria Emerging Companies Limited ABN 84 621 402 588 (‘SEC’ or the ‘Company’).

While SEC and Spheria believe the information contained in this communication is based on reliable information, no warranty is given as to its accuracy and persons relying on this information do so at their own risk.

Subject to any liability which cannot be excluded under the relevant laws, SEC and Spheria disclaim all liability to any person relying on the information contained in this communication in respect of any loss or damage (including consequential loss or damage), however caused, which may be suffered or arise directly or indirectly in respect of such information.

Any opinions and forecasts reflect the judgment and assumptions of SEC, Spheria and their representatives on the basis of information at the date of publication and may later change without notice.

Disclosure contained in this communication is for general information only and was prepared for multiple distribution. The

information is not intended as a securities recommendation or statement of opinion intended to influence a person or persons in making a decision in relation to investment. The information in this communication has been prepared without taking account of any person’s objectives, financial situation or needs.

Unless otherwise specified, all amounts are in Australian Dollars (AUD).

Unauthorised use, copying, distribution, replication, posting, transmitting, publication, display, or reproduction in whole or in part of the information contained in this communication is prohibited without obtaining prior written permission from SEC and Spheria.

Agenda

1. SEC Company update
2. Portfolio update
3. Questions



SEC Company Update

1HFY2024 Highlights

1HFY24 Profit	Company Performance ¹	Dividends ²	Yield	Yield (including franking)
\$8.6m	9.2%	5.6c	5.4% ³	7.6% ⁴

- 1HFY24 net profit after tax of \$8.6m
- Company Performance of 9.2%, +2.8% compared to benchmark⁵ of 6.4% (also +2.8% p.a. to benchmark since inception)
- Total quarterly dividends declared for the half-year of 5.6 cents per share (fully franked)²
- Trailing dividend yield equal to 5.4%³ (7.6%⁴ including franking)
- Conditional proposal to exchange shares in SEC for units in Spheria Australian Smaller Companies Fund announced

Source: Spheria Emerging Companies

¹ Calculated as the Company's investment portfolio performance after fees excluding tax on realised and unrealised gains/losses and other earnings, after Company expenses.

² Comprising September 23 quarter dividend of 2.7 cents (paid 6 November 2023) and December 23 quarter dividend of 2.9 cents (paid 6 February 2024).

³ Trailing dividend yield based on total quarterly dividends declared for calendar year 2023 of 10.6 cents, calculated on share price as at 31 December 2023 of \$1.98.

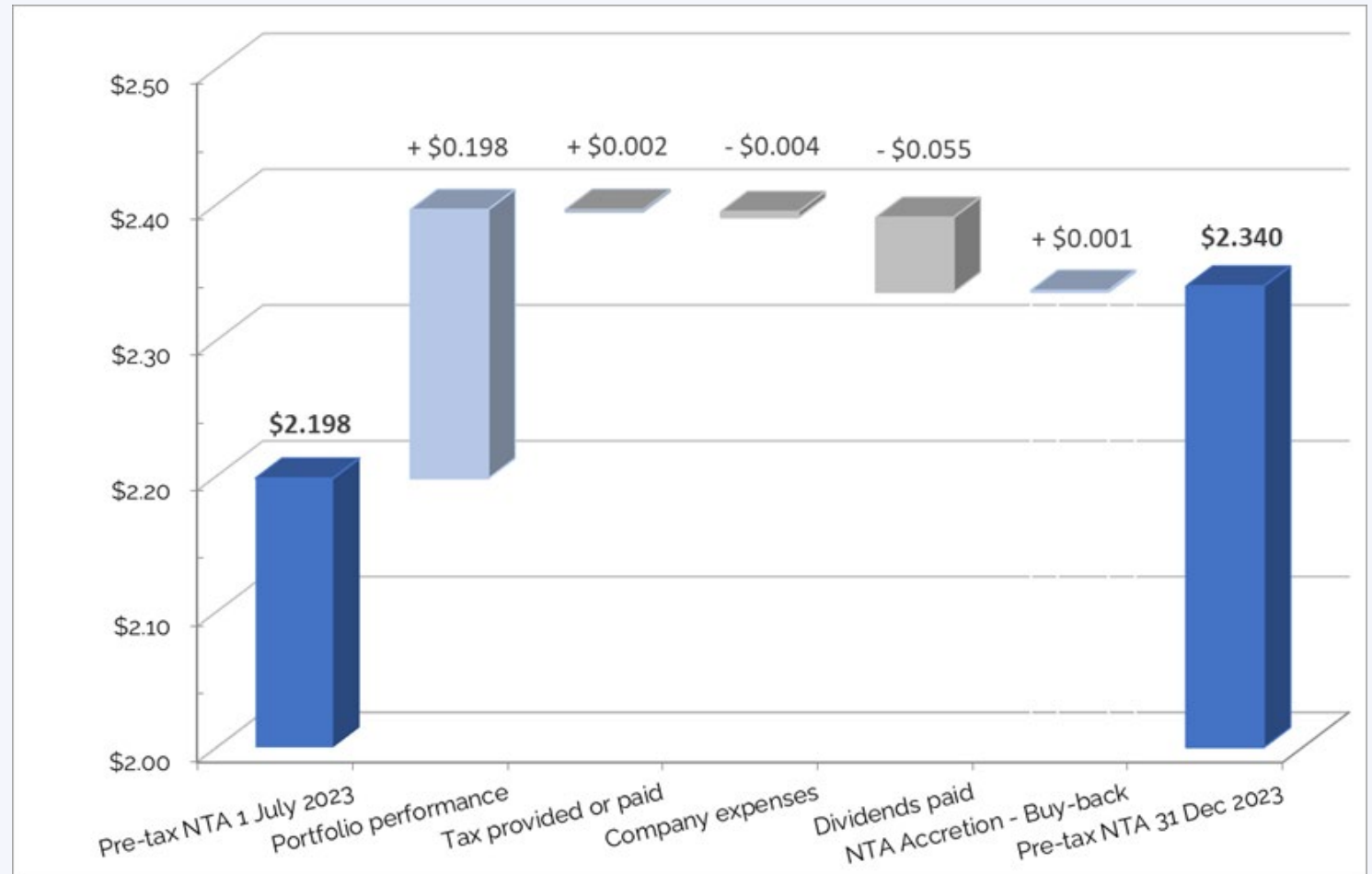
⁴ Trailing dividend yield including franking credits based on total quarterly dividends declared for calendar year 2023 of 10.6 cents, calculated on share price as at 31 December 2023 of \$1.98, using 30% tax rate.

⁵ S&P/ASX Small Ordinaries Accumulation Index.

NTA breakdown for 1HFY24

Portfolio performance less dividends paid leads to an increase in NTA per share

- Pre-tax NTA increased by \$0.142 from \$2.198 at 30 June 2023 to \$2.340 at 31 December 2023
- Post-tax NTA as at 31 December 2023 was \$2.305 per share, which was \$0.035 lower than pre-tax NTA, representing the value of tax on unrealised investment portfolio gains at year end, at the Company tax rate of 30%



Performance History

Since inception Company outperformance of 2.7% p.a.

SEC Company performance

SEC Limited Net Performance as at 31st Jan 2024

Period	1 month	3 month	FYTD	1 year	3 year (pa)	5 year (pa)	Since Inception (pa)	Inception Date
SEC Ltd.	0.3%	23.2%	9.5%	7.7%	5.9%	8.6%	7.0%	30/11/2017
S&P/ASX Small Ordinaries Accumulation Index	0.9%	15.8%	7.4%	2.1%	1.3%	5.4%	4.3%	
Outperformance	-0.6%	7.4%	2.1%	5.6%	4.6%	3.2%	2.7%	

Past performance is not a reliable indicator of future performance.

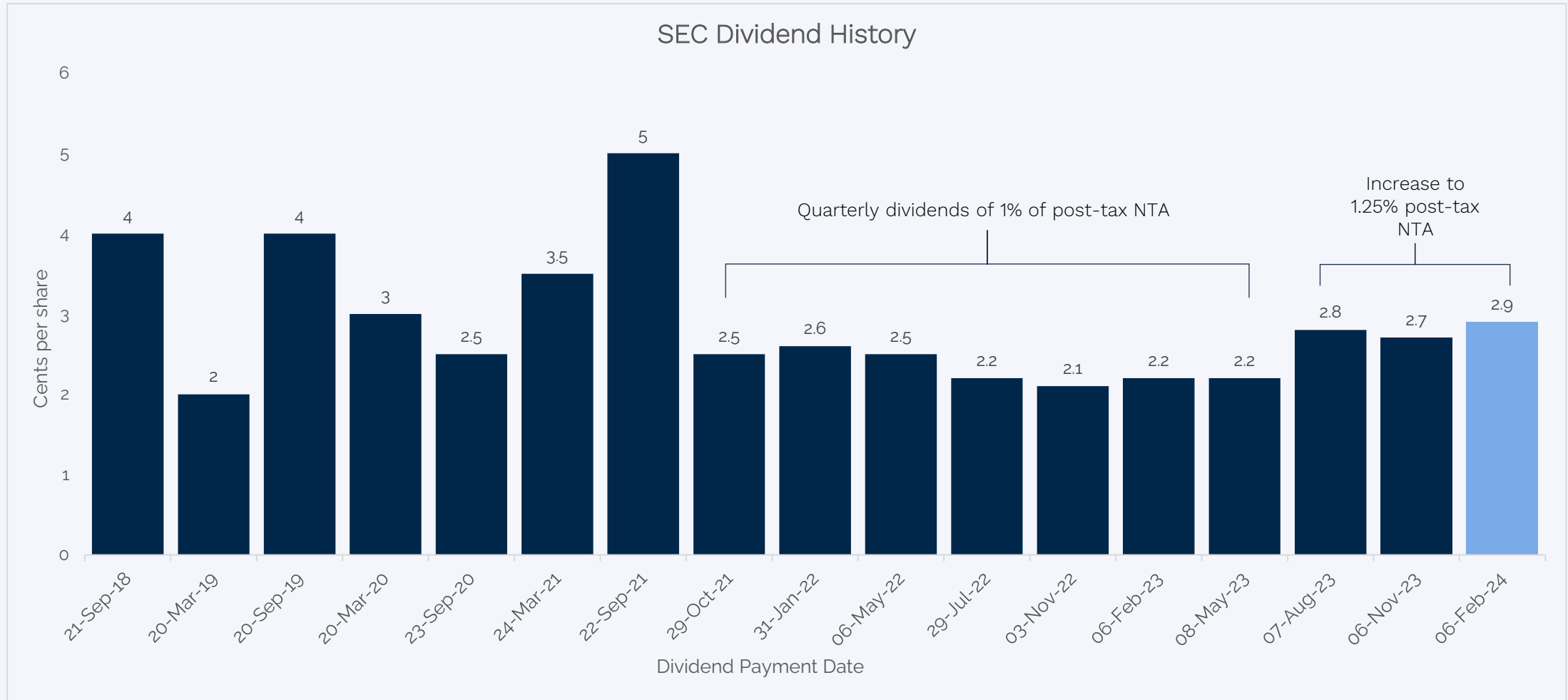
Company's performance is calculated as the Company's investment portfolio performance after fees excluding tax on realised and unrealised gains/losses and other earnings, and after company expenses

Benchmark is the S&P/ASX Small Ordinaries Accumulation Index.

All p.a. returns are annualised

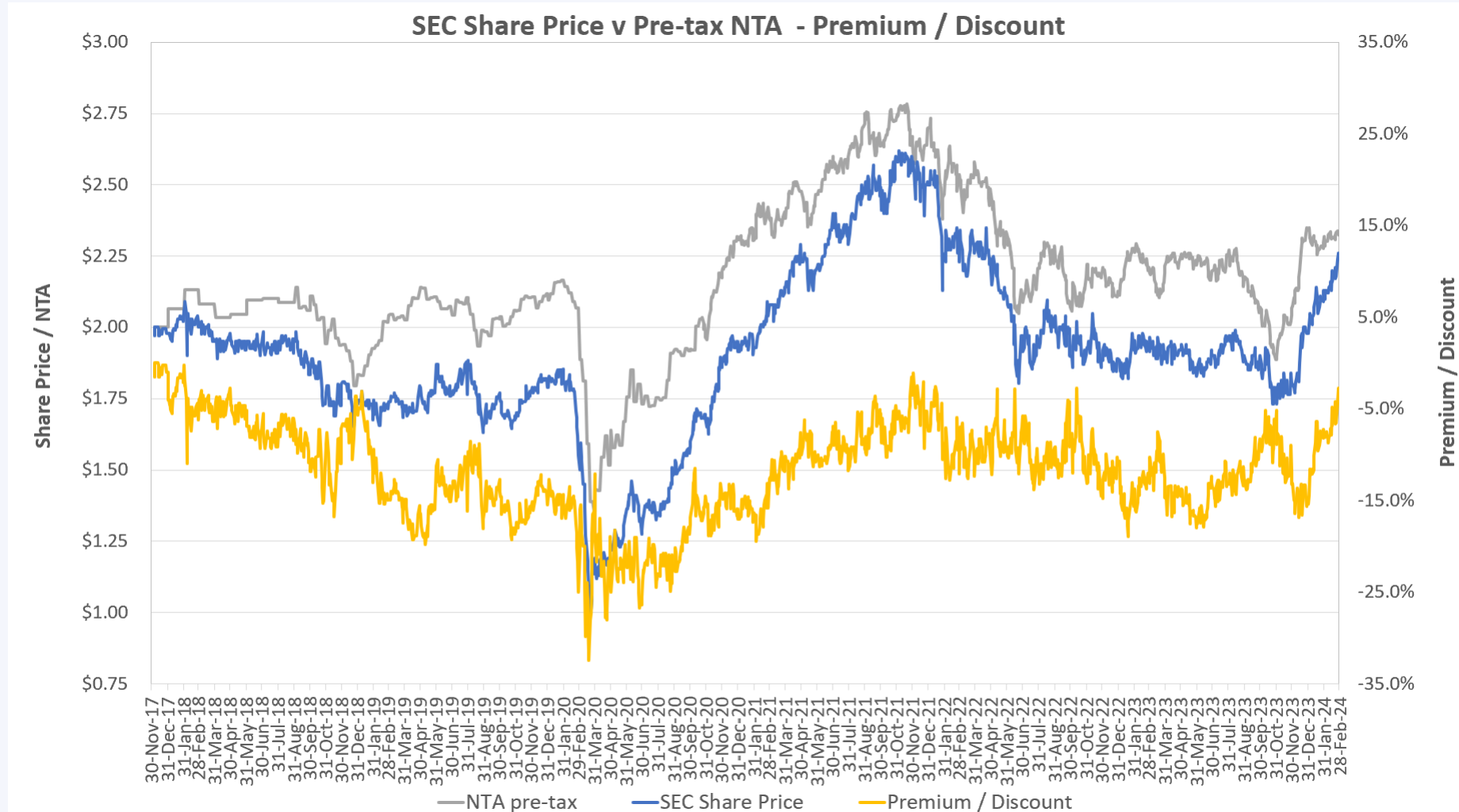
Dividends

Delivering on the dividend target of 5.0% p.a. (excl. franking) paid quarterly



ASX:SEC - Solving the NTA Discount

Conditional proposal to exchange shares in SEC for units in Spheria Australian Smaller Companies Fund announced



SEC Portfolio Update

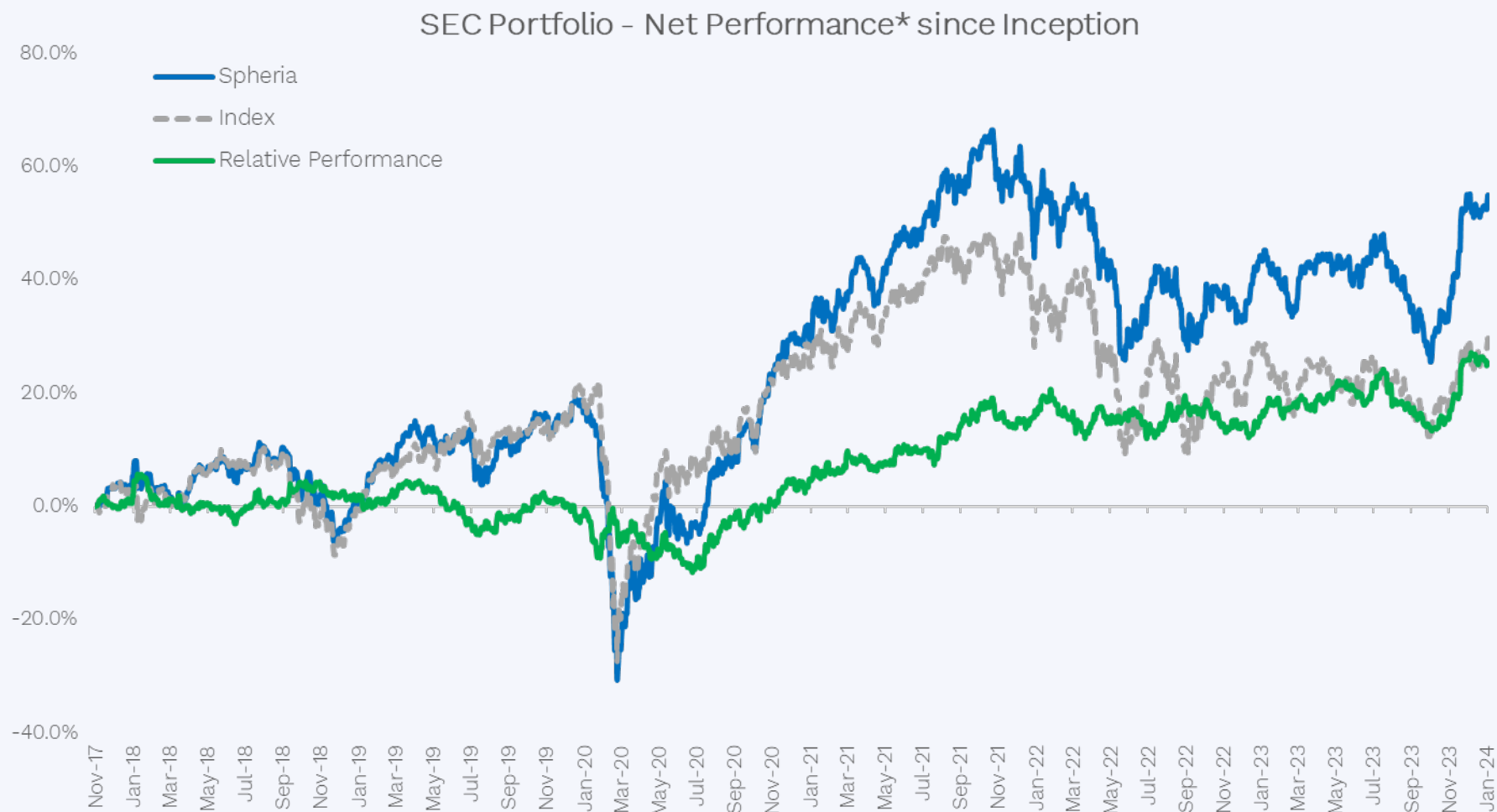
Spheria Asset Management Investment Process

How our investment process is different

1. **Focus on quality businesses with risk control overlay**
 - Sustainable free cash flow generation through the cycle
2. **Fundamental investment focus**
 - Free cash flow valuation model
 - Lowly geared balance sheets (ideally)
 - Discount to valuation
3. **Keep an open mind (facts change)**
 - Inflection points, changes in management/strategy, shifts in industry structure
4. **Market under researched and inefficient outside of larger companies**

SEC Portfolio Performance

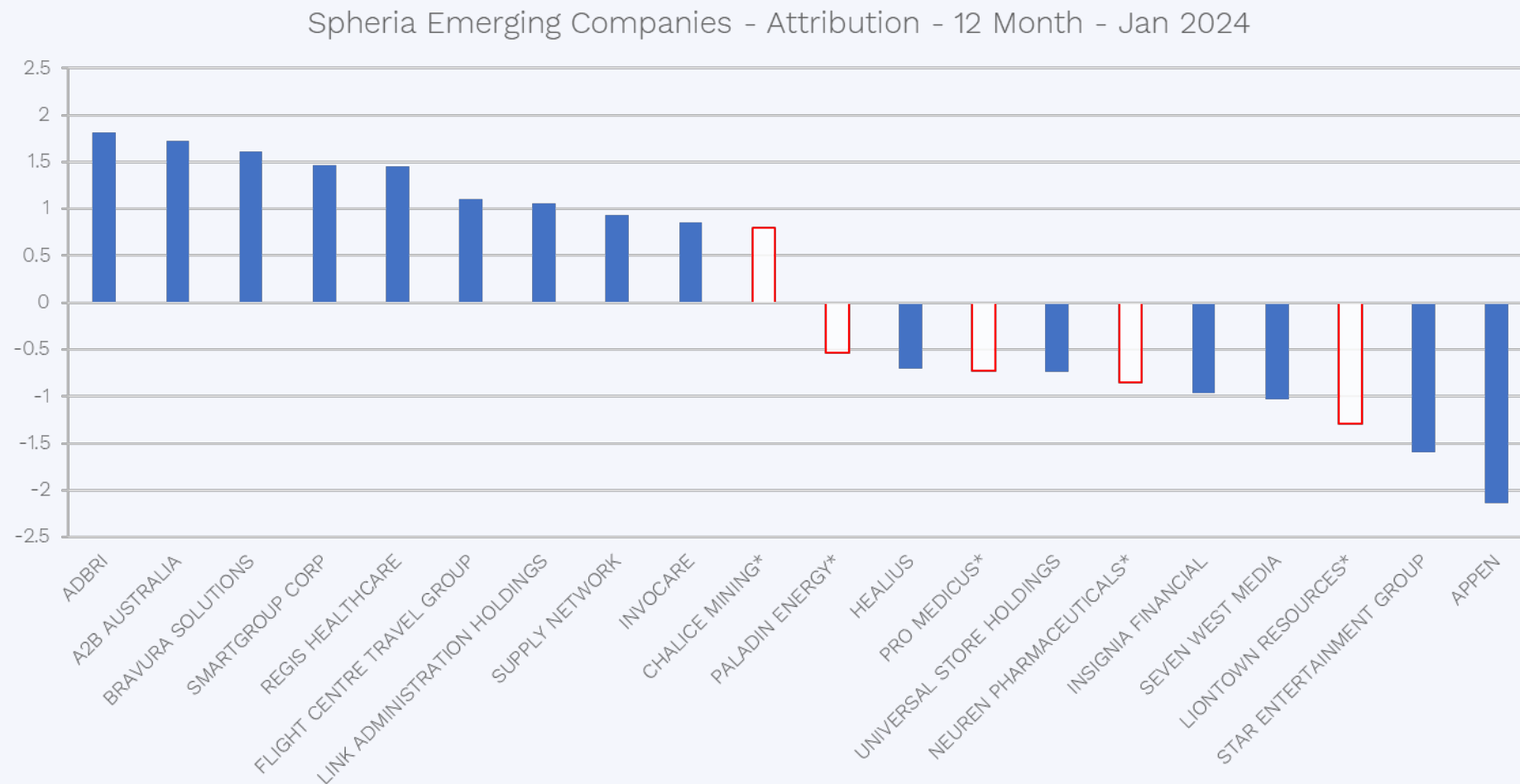
Strong relative performance in the last two years



* Net Portfolio performance = investment performance of mandate after investment management fees but before taxes.

Source: Spheria Asset Management to 31st January 2024

SEC Portfolio - stock attribution

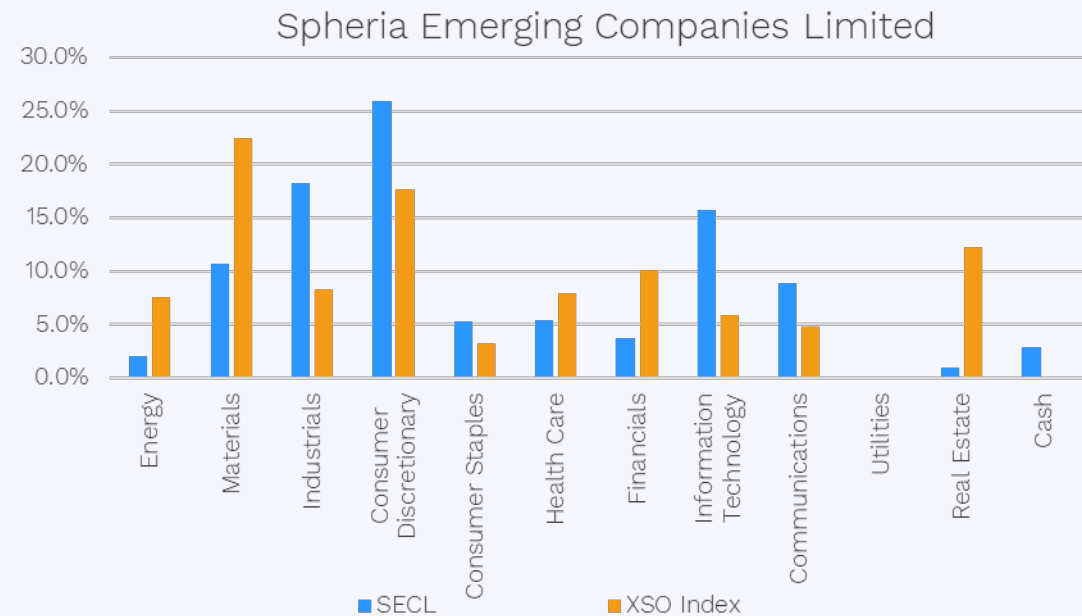


* Red Outline – companies we did not hold during the period

Source : Bloomberg Data as at 31st January 2024

Top 10 Company Holdings and Sector Exposure

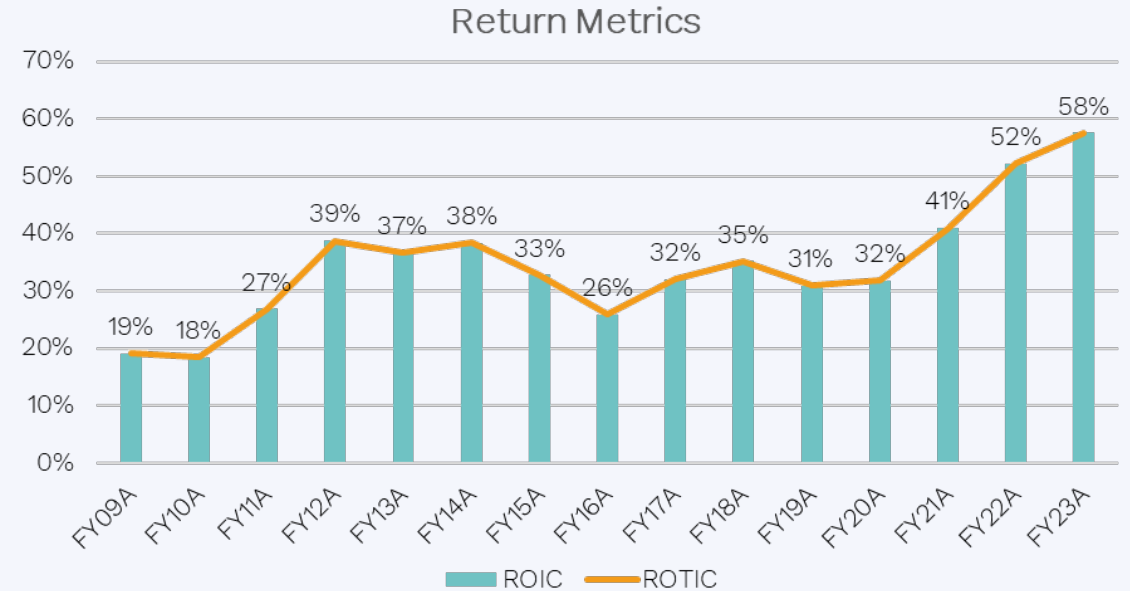
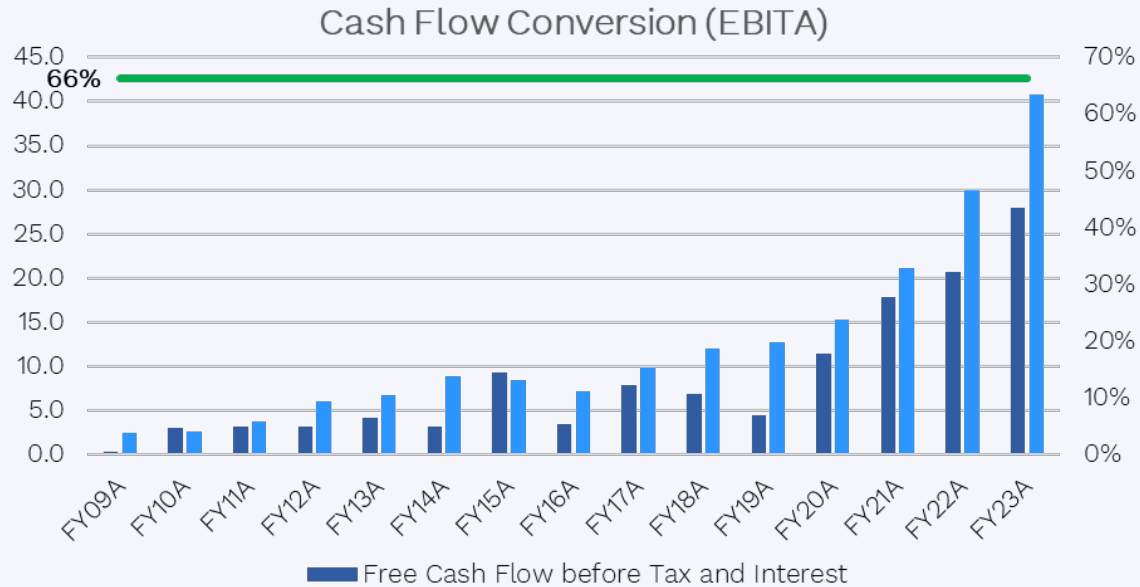
Spheria Emerging Companies Limited		
Ticker	Company Name	% Portfolio
IRE	IRESS Limited	5.3
ABC	Adbri Limited	4.9
BGA	Bega Cheese Ltd	4.6
SNL	Supply Network	3.8
LNK	Link Admin Hldg	3.7
VGL	Vista Group Int Ltd	3.6
SGR	The Star Ent Grp	3.5
AGI	Ainsworth Game Tech.	3.0
DRR	Deterra	3.0
BRG	Breville Group Ltd	2.8
Top 10		38.2



Source: IRESS, as at 31st January 2024. Companies mentioned on this slide are illustrative only and not a recommendation to buy or sell any particular security

Supply Network (ASX:SNL)

Under the radar



- Truck and bus aftermarket spare parts distributor under Multispares brand in AU/NZ
- No. 1 player in the market with 25 branches (20 in Australia, 5 in NZ)
- Strong history of cash generation and re-investment at high ROIC
- Revenue 14% and EBITA 20% CAGR over past 10 years (all organic)
- Trading on PE 22x FY24F with net cash balance sheet (never raised capital)

Key themes

- Last year's late rally has continued into this year, however, it has narrowed to the most popular (i.e most expensive) stocks in the small companies universe.
- Takeover activity has continued with the strong share market backdrop firing-up acquirers. The relatively weak \$AUD has also seemingly encouraged foreign players (e.g. Saint-Gobain knockout bid for CSR).
- Results were generally as expected with many companies delivering significant declines in profitability due to weak macroeconomic conditions.
- It was the reactions earnings announcements which were perplexing with popular companies that achieved lowered expectations rallying significantly and unpopular companies either not reacting or falling precipitously when achieving expectations.
- We are currently rotating out of several takeover situations which are "quasi-cash" into valuation led opportunities and avoiding expensive segments of the market where expectations put simply are non-sensical.

Questions