



9 May 2024

By Electronic Lodgement

Market Announcements Office
ASX Ltd
20 Bridge Street
SYDNEY NSW 2000

Dear Sir/Madam

Antipodes Global Shares (Quoted Managed Fund) (ASX:AGX1) – Monthly Investment Update

Please find attached a copy of the investment update for the month ending 30 April 2024.

For further information, please contact 1300 010 311.

Authorised by:

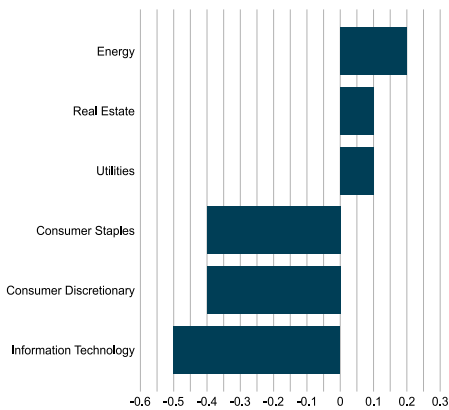
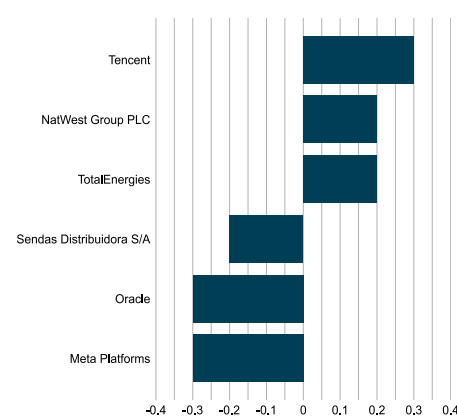
Calvin Kwok
Company Secretary

Pinnacle Fund Services Limited as responsible entity of Antipodes Global Shares (Quoted Managed Fund)(ASX:AGX1)

Net performance (%)

	1 month	3 month	CYTD	1 year	3 year p.a.	5 year p.a.	Inception p.a.
Fund	(1.6)	7.7	9.9	11.4	8.1	9.1	9.4
Benchmark	(2.8)	5.9	9.9	19.5	10.5	11.2	12.2
Difference	1.3	1.8	0.0	(8.1)	(2.4)	(2.1)	(2.9)

Past performance is not a reliable indicator of future performance. Returns are quoted in AUD and net of applicable fees, costs and taxes. All p.a. returns are annualised.

Top & bottom sector contribution^{1,2} (%)

Top & bottom stock contribution (%)

Market cap exposure³ (%)

Band	Weight	Benchmark
Mega (>\$100b)	36.0	52.4
Large (>\$25b <\$100b)	46.0	30.7
Medium (>\$5b <\$25b)	13.8	16.0
Small (<\$5b)	2.8	0.9

Sector exposure² (%)

Sector	Long	Benchmark
Financials	16.3	16.0
Health Care	11.9	11.1
Information Technology	11.5	23.2
Industrials	10.9	10.8
Consumer Discretionary	9.5	10.9
Consumer Staples	9.5	6.6
Communication Services	8.5	7.7
Materials	8.4	4.3
Energy	6.2	4.8
Utilities	3.9	2.6
Real Estate	2.0	2.1

Top 10 equity longs³ (%)

Name	Country	Weight
Merck	United States	3.9
Sanofi	France	3.8
TotalEnergies	France	3.2
Oracle	United States	2.7
Taiwan Semiconductor	Taiwan	2.7
Occidental Petroleum	United States	2.7
Meta Platforms	United States	2.5
Barrick Gold	United States	2.4
Tencent	China/HK	2.2
Tesco	United Kingdom	2.1

Regional exposure^{3,4,5} (%)

Region	Long	Benchmark
North America	36.6	66.2
Western Europe	33.6	15.0
- Eurozone	18.6	7.9
- United Kingdom	6.8	3.2
- Rest Western Europe	8.1	3.9
Developing Asia/EM	20.2	8.5
- China/Hong Kong	13.9	3.5
- Rest Developing Asia/EM	6.2	5.0
Developed Asia	8.2	8.5
- Korea/Taiwan	6.7	3.1
- Japan	1.6	5.4
Oceania	0.0	1.8
Total Equities	98.6	100.0
Cash	1.4	0.0
Totals	100.0	100.0

Asset value

Fund AUM	\$344m
Strategy AUM	\$5,870m
Asset Value (NAV)	5.9214

1 Based on gross returns in AUD

2 GICS classification

3 Call (put) options represented as the current option value (delta adjusted exposure)

4 Antipodes classification

5 Where possible, regions, countries and currencies classified on a look through basis

6 All metrics are based on gross of fee returns in AUD terms since inception. The upside/downside capture ratio is the percentage of benchmark performance captured by the fund during months that the benchmark is up/down.

Standard deviation is a measure of risk with a smaller figure indicating lower return volatility. The Sharpe ratio measures returns on a risk adjusted basis with a figure > 1 indicating a higher return than the benchmark for the respective levels of return volatility.

Fund facts

Characteristics	
Investment manager	Antipodes Partners Limited
Inception date	5 November 2018
Benchmark	MSCI All Country World Net Index in AUD
Management Fee	1.10% p.a.
Performance Fee	15% of net return in excess of benchmark
Risk/Return profile	High
Distributions	Annual. 30 June
Unit Valuation	Sydney business day
Registry	Automic Pty Limited
Market Maker	Citigroup Global Markets Australia Pty Limited


INAV tickers

	Unit Price	INAV
Bloomberg	AGX1.AU Equity	AGFLIV Index
Thomson Reuters	AGX1.AX	AGFLOFV=SOLA
IRESS	AGX1.AXW, AGX1.CXA	AGX1IV

Fund features

- **Objective** – to achieve absolute returns in excess of the benchmark over the investment cycle (typically 3-5 years)
- **Global diversification** – Access to 30+ global companies via a single trade
- **Alignment of interests** – proportion of each team member’s remuneration is invested into Antipodes funds. Antipodes also has a significant investment alongside unitholders
- **Simple access** – being exchange traded, investors can buy or sell AGX1 like a regular share during the trading day
- This product is intended for use as a core allocation for a consumer who is seeking capital growth and has a high risk and return profile for that portion of their investment portfolio. It is likely to be consistent with the financial situation and needs of a consumer with a 5-year investment timeframe and who is unlikely to need to withdraw their money on less than one week’s notice.

Fund ratings



Further information

- ☎ 1300 010 311
- ✉ invest@antipodespartners.com

Australia head office

Antipodes Partners Limited
Level 25, Australia Square
Tower, 264 George Street
Sydney NSW 2000

UK Office

Antipodes Partners Limited
Suite 823
125 Old Broad Street
London EC2N 1AR UK

Disclaimer

This communication is prepared by Antipodes Partners Limited ('Antipodes') (ABN 29 602 042 035, AFSL 481580) as the investment manager of the Antipodes Global Shares (Quoted Managed Fund) (ARSN 625 560 269) ('the Fund'), Pinnacle Fund Services Limited ('PFSL') (ABN 29 082 494 362, AFSL 238371) is the product issuer of the Fund. PFSL is not licensed to provide financial product advice. PFSL is a wholly-owned subsidiary of the Pinnacle Investment Management Group Limited ('Pinnacle') (ABN 22 100 325 184). The Product Disclosure Statement ('PDS') and Target Market Determination ('TMD') of the Fund are available via below links. Any potential investor should consider the PDS and TMD before deciding whether to acquire, or continue to hold units in, the Fund.

Link to [Product Disclosure Statement](#)
Link to [Target Market Determination](#)
For historic TMD's please contact Pinnacle client service Phone 1300 010 311 or Email service@pinnacleinvestment.com

For put options (typically used to limit potential downside) delta-adjusted exposure is used and for call options (typically used to capture potential upside) exposure is calculated using the current option value. Unless otherwise specified, all amounts are in Australian Dollars (AUD).

Whilst Antipodes, PFSL and Pinnacle believe the information contained in this communication is reliable, no warranty is given as to its accuracy, reliability or completeness and persons relying on this information do so at their own risk. Subject to any liability which cannot be excluded under the relevant laws, Antipodes, PFSL and Pinnacle disclaim all liability to any person relying on the information contained in this communication in respect of any loss or damage (including consequential loss or damage), however caused, which may be suffered or arise directly or indirectly in respect of such information. This disclaimer extends to any entity that may distribute this communication.

Any opinions and forecasts reflect the judgment and assumptions of Antipodes and its representatives on the basis of information available as at the date of publication and may later change without notice. Any projections contained in this presentation are estimates only and may not be realised in the future.

Unauthorised use, copying, distribution, replication, posting, transmitting, publication, display, or reproduction in whole or in part of the information contained in this communication is prohibited without obtaining prior written permission from Antipodes. Pinnacle and its associates may have interests in financial products and may receive fees from companies referred to during this communication.

Zenith Disclaimer: The Zenith Investment Partners ('Zenith') (ABN 27 103 132 672, AFSL 226872) rating (assigned Antipodes Global Shares (Quoted Managed Fund) – November 2023) referred to in this piece is limited to "General Advice" (s766B Corporations Act 2001) for Wholesale clients only. This advice has been prepared without taking into account the objectives, financial situation or needs of any individual, including target markets of financial products, where applicable, and is subject to change at any time without prior notice. It is not a specific recommendation to purchase, sell or hold the relevant product(s). Investors should seek independent financial advice before making an investment decision and should consider the appropriateness of this advice in light of their own objectives, financial situation and needs. Investors should obtain a copy of, and consider the PDS or offer document before making any decision and refer to the full Zenith Product Assessment available on the Zenith website. Past performance is not an indication of future performance. Zenith usually charges the product issuer, fund manager or related party to conduct Product Assessments. Full details regarding Zenith's methodology, ratings definitions and regulatory compliance are available on our Product Assessments and at [Fund Research Regulatory Guidelines](#).

Lonssec Disclaimer: The Lonssec Rating (assigned April 2023) presented in this document is published by Lonssec Research Pty Ltd ('Lonssec') (ABN 11 151 658 561, AFSL 421445). The Rating is limited to "General Advice" (as defined in the Corporations Act 2001 (Cth)) and based solely on consideration of the investment merits of the financial products. Past performance information is for illustrative purposes only and is not indicative of future performance. They are not a recommendation to purchase, sell or hold Antipodes products, and you should seek independent financial advice before investing in these products. The Rating is subject to change without notice and Lonssec assumes no obligation to update the relevant documents following publication. Lonssec receives a fee from the Fund Manager for researching the products using comprehensive and objective criteria. For further information regarding Lonssec's Ratings methodology, please refer to our website at <https://www.lonssec.com.au/fund-manager/investment-product-ratings>.

Morningstar Disclaimer: © 2023 Morningstar, Inc. All rights reserved. Neither Morningstar, its affiliates, nor the content providers guarantee the data or content contained herein to be accurate, complete or timely nor will they have any liability for its use or distribution. Any general advice or 'classservice' have been prepared by Morningstar Australasia Pty Ltd ('Morningstar') (ABN 95 090 665 544, AFSL 240892) and/or Morningstar Research Ltd, subsidiaries of Morningstar, Inc, without reference to your objectives, financial situation or needs. Refer to Morningstar Financial Services Guide (FSG) for more information at <https://cdn.morningstar.com.au/mca/s/fsg.pdf>. You should consider the advice in light of these matters and if applicable, the relevant Product Disclosure Statement (Australian products) or Investment Statement (New Zealand products) before making any decision to invest. Morningstar publications, ratings and products should be viewed as an additional investment resource, not as your sole source of information. Past performance is for illustrative purposes only and is not indicative of future performance. To obtain advice tailored to your situation, contact a professional financial adviser. Some material is copyright and published under licence from ASX Operations Pty Ltd ('ASXO') (ACN 004 523 782).

Antipodes Global Shares (Quoted Managed Fund) received a Morningstar Analyst Rating™ of 'Bronze' on 16 April 2023