

30 July 2024

Quarterly Activities Report for the period ended 30 June 2024

Significant Events

- Renascor awarded a \$5 million grant under the Australian Government's International Partnerships in Critical Minerals Program.
- Renascor commenced a competitive Early Contractor Involvement (**ECI**) process with leading engineering, procurement and construction firms GR Engineering Services Limited and Primero Group Limited.
- Export Finance Australia confirmed that the previously announced and conditionally approved A\$185 million loan facility from the Australian Government's \$4 billion Critical Minerals Facility¹ has been approved to be utilised to fast track the construction of the upstream portion of Renascor's planned Battery Anode Material Project (**BAM Project**).
- Renascor entered into an Indigenous Land Use Agreement (**ILUA**) with the Barngarla Determination Aboriginal Corporation RNTBC (**BDAC**), the registered Native Title Body Corporate of the Barngarla People, the Traditional Owners of land in the area encompassing Renascor's proposed upstream mining and operation.
- Renascor appointed Ms Kathryn Presser AM as a non-executive director.
- Renascor is progressing the ECI process and related advanced engineering designs for the mineral processing plant and non-process infrastructure and is concurrently in discussions with lithium-ion battery market participants regarding potential binding offtake terms, as well as potential equity investments to help meet the BAM Project's initial capital requirements.
- Renascor's cash position as of 30 June 2024 was approximately A\$110 million.

Sivour
Battery Anode Material Project
Powering Clean Energy



HF-free



\$5 Million Australian Government Grant

On 11 July 2024, Renascor announced that it has been awarded a \$5 million grant for its planned vertically integrated Battery Anode Material graphite mine and manufacturing operation in South Australia (**BAM Project**).

The award of the \$5 million grant is part of the Australian Government's International Partnerships in Critical Minerals Program, which is intended to support critical minerals projects that contribute to building end-to-end supply chains with Australia's international partners in the critical minerals sector.

The grant has been awarded to Renascor to co-fund up to 49.9% of the capital cost of a \$10 million demonstration processing plant that will produce battery-grade Purified Spherical Graphite (**PSG**) for use in lithium-ion battery anodes.

The PSG demonstration facility, which will process Graphite Concentrates from Renascor's 100%-owned Siviour Graphite Deposit in South Australia, will incorporate previously completed design work undertaken as part of Renascor's definitive feasibility level Battery Anode Material Study completed in August 2023 (the **BAM Study**)² and is intended to demonstrate the commercial viability of Renascor's eco-friendly, hydrofluoric acid-free PSG process³.

The plant will permit continuous production, designed to test, demonstrate and optimise the flowsheet parameters prior to detailed design and construction of the planned commercial facility in Bolivar, South Australia. See Figure 1.

Renascor intends to commence procurement of plant equipment in the current quarter, with commissioning planned for Q2 2025.



Figure 1. Conceptual illustration of the planned PSG manufacturing facility at Bolivar, South Australia



Competitive ECI Process

On 24 June 2024, Renascor announced that it has commenced a competitive Early Contractor Involvement (**ECI**) process with leading engineering, procurement and construction (**EPC**) firms GR Engineering Services Limited and Primero Group Limited for its proposed Siviour mine and processing operation, the upstream portion of the BAM Project.

The ECI phase is focussing on the progression of engineering and maturation of design of the minerals processing plant and non-processing infrastructure (**Project Works**) and will include process design improvements adopted following the completion of the BAM Study in August 2023⁴.

These improvements include adjustments to the flowsheet parameters of the mineral processing plant to increase the production of size fractions greater than 150 microns (+100 mesh) by approximately 60% from a projected 17% to 27% of total production⁵.

The ECI process provides a collaborative framework for the ECI contractors to bid for the execution of the Project Works under a competitive environment, culminating in an executable EPC contract, comprising a fully priced offer, agreed commercial terms, finalised Project Works scope, technical specifications and performance parameters.

The priority on the advancement of design during the ECI phase by the ECI contracting partners is intended to refine cost estimates by achieving greater definition and certainty in plant design, labour hours, bulk materials and major procurement items, whilst minimising change during execution.

The engineering design activities undertaken during this ECI phase are aligned with those activities performed under a front-end engineering design phase, with the ECI process also including an executable EPC contract.

The ECI process is expected to be completed in late Q4 2024 and follows an extensive tendering and evaluation phase.



Government Loan Approval for Upstream Graphite Mine

On 17 April 2024, Renascor announced that Export Finance Australia (**EFA**) confirmed that the previously announced and conditionally approved A\$185 million loan facility (**Loan Facility**) from the Australian Government's \$4 billion Critical Minerals Facility has been approved to be utilised to fast track the construction of the upstream portion of the BAM Project⁶.

Discussion

On 2 February 2022, the Australian Government, through EFA, conditionally approved a A\$185 million loan facility⁷ from the Australian Government's Critical Minerals Facility to support the development of Renascor's planned vertically integrated BAM Project.

The BAM Project combines:

- An upstream Graphite Concentrate mining and processing operation, utilising the Siviour Graphite Deposit in South Australia, the largest reported graphite Reserve outside of Africa⁸, and
- A downstream, state-of-the-art processing facility in South Australia to manufacture Purified Spherical Graphite through Renascor's eco-friendly purification process.

On 8 August 2023, Renascor announced the results of the BAM Study⁹, which provides for the accelerated start-up of the upstream mining and processing operation to give Renascor an early-mover advantage by entering the market with reliable supply of Graphite Concentrates from Australia, an IRA-aligned jurisdiction.

EFA has confirmed that the Loan Facility has been approved to be utilised to fast track the development and operation of the upstream operation.

In parallel, EFA has been progressing due diligence on the upstream operation, with aspects of due diligence completed including technical, and no fatal flaws identified.

The Loan Facility

The Loan Facility is to be provided via the Australian Government's \$4 billion Critical Minerals Facility, administered by EFA. The provision of the Loan Facility follows in-principle finance support from EFA announced by Renascor on 3 March 2020¹⁰ and Conditional Approval on 2 February 2022¹¹.

The Loan Facility comprises a A\$150 million Term Facility and a A\$35 million Cost Overrun Facility to support any unforeseen increase in capital cost through construction.

Drawdown of the Loan Facility will be subject to a number of conditions which are customary for project financings of this nature, or otherwise required under the Critical Minerals Facility, including completion of all due diligence to the satisfaction of EFA.

Renascor and EFA will now proceed towards completion of due diligence and full form documentation and satisfaction of all conditions precedent.



About the Australian Government's Critical Minerals Facility

The Australian Government established the Critical Minerals Facility in September 2021. It operates as a facility for Australian critical minerals projects.

When announcing the Critical Minerals Facility, the Australian Government noted Australia was a leader in sustainable, ethical mining practices and the Facility would help secure the vital supplies of resources needed to drive the new energy economy and support the resources jobs of the future.

While initially funded to A\$2 billion, in October 2023 the Australian Government announced a further A\$2 billion in funding, taking the total amount available under the Critical Minerals Facility to A\$4 billion.

The Critical Minerals Facility is an important pillar of the Australian Government's overarching Critical Minerals Strategy. The Critical Minerals Facility is administered by EFA.

About Export Finance Australia

EFA is Australia's export credit agency. EFA provides commercial finance for export trade and overseas infrastructure development. From small and medium sized enterprises to large corporates, foreign Governments and infrastructure projects, EFA helps Australian businesses take on the world. In doing so, EFA finance supports Australia's economic security and regional resilience. EFA administers the Australian Government's National Interest Account, which currently includes the Critical Minerals Facility, the Defence Export Facility and lending for the Australian Infrastructure Financing Facility for the Pacific.



Native Title Agreement with Barngarla Determination Aboriginal Corporation RNTBC

On 19 April 2024, Renascor announced that it has entered into an Indigenous Land Use Agreement (ILUA) with the Barngarla Determination Aboriginal Corporation RNTBC (BDAC).

BDAC is the registered Native Title Body Corporate of the Barngarla People, the Traditional Owners of land in the area encompassing the upstream portion of the BAM Project. Renascor's proposed upstream graphite mining and processing operation includes desalination plant pipelines that cross Native Title land within BDAC's determination area.



Figure 2. BDAC and Renascor representatives signing ILUA (front row: Awhina Smith (BDAC Director), David Christensen (Renascor, Managing Director), Sonja Dare (BDAC Chairperson), Harold Dare (BDAC Director); back row: Nick Llewellyn-Jones (Team leader, Norman Waterhouse Lawyers), David Paige (BDAC Director), Jason Bilney (Deputy Chairperson, BDAC), Taara Kennedy (Special Counsel, Norman Waterhouse Lawyers).

The execution of the ILUA follows over four years of engagement between BDAC and Renascor during the design and planning of the upstream operation. During this time, BDAC and Renascor have worked together to complete cultural heritage surveys over the planned upstream project area, and Renascor has included the outcomes of these surveys in the project's design to mitigate impacts on cultural heritage.

The terms of the ILUA provide a cooperative framework between BDAC and Renascor to respect Aboriginal heritage and support the BDAC community and provide the necessary Native Title consents to allow Renascor to proceed with its planned construction and operation of a desalination plant to support mining operations. The ILUA includes monitoring and reporting protocols during the construction and operation of the proposed upstream portion of the project and the establishment of a Community Liaison Manager to promote continued communication and collaboration between BDAC and Renascor.

The ILUA also provides pathways for employment, training and contracting of members of the Barngarla People and for cultural awareness and communication and, subject to registration of the ILUA under the Register of Indigenous Land Use Agreements under part 8A of the *Native Title Act 1993 (Cth)*, the issuance of Renascor shares to be valued at \$35,000 calculated at the 30-day VWAP as of the registration date.



Corporate Events

Appointment of Ms Kathryn Presser AM as a non-executive director

On 20 June 2024, Renascor announced the appointment of Ms Kathryn Presser AM as a non-executive director.

Ms Presser has extensive executive management and directorship experience, including substantial roles in the resource, energy, finance and banking industries. She served for twenty years as the CFO/Company Secretary of ASX Top 200 listed Beach Energy and currently is a Director of the Australian Energy Market Operator (AEMO), National Reconstruction Fund Corporation (NRFC) and the Police Credit Union and Chair of the Risk and Performance Committee for the South Australian Department of Energy and Mining (DEM).

Kathryn is a Fellow of the Chartered Institute of Company Secretaries, a Fellow of the Governance Institute of Australia, a Fellow of the Certified Practising Accounting Association, a Fellow of the Institute of Company Directors and a member of the International Women's Federation. She was awarded the Order of Australia (AM) in the 2022 Australia Day Awards for her commitment to Accounting and Community.

Cash position

Renascor's strong cash position as of 30 June 2024 was approximately A\$110 million.

Notes in relation to Appendix 5B

The Company had development asset costs of A\$4.2 million during the quarter relating principally to the Siviour project as detailed above.

Payments to related parties and their associates during the recently completed quarter and outlined in Section 6 of Appendix 5B to this quarterly activities report were A\$334,000. These payments are related to salaries, superannuation and service and consultancy fees paid to directors and director-related entities during the quarter.



Competent Person's Statements

Exploration Results

The results reported herein, insofar as they relate to exploration activities and exploration results, are based on information provided to and reviewed by Mr G.W. McConachy (Fellow of the Australasian Institute of Mining and Metallurgy) who is a director of the Company. Mr McConachy has sufficient experience relevant to the style of mineralisation and type of deposits being considered to qualify as a Competent Person as defined by the 2012 Edition of the Australasian Code for Reporting of Exploration Results, Mineral Resources and Ore Reserves (the JORC Code, 2012 Edition). Mr McConachy consents to the inclusion in the report of the matters based on the reviewed information in the form and context in which it appears.

This report may contain forward-looking statements. Any forward-looking statements reflect management's current beliefs based on information currently available to management and are based on what management believes to be reasonable assumptions. It should be noted that a number of factors could cause actual results, or expectations to differ materially from the results expressed or implied in the forward-looking statements.

Renascor confirms that it is not aware of any new information or data that materially affects the information included in the original market announcements and that all material assumptions and technical parameters underpinning the estimates in the relevant market announcement continue to apply and have not materially changed. Renascor confirms that the form and context in which the Competent Person's findings are presented have not been materially modified from the original market announcement.

This ASX announcement has been approved by Renascor's Board of Directors and authorised for release by Renascor's Managing Director David Christensen.

For further information, please contact:

Company Contact
David Christensen
Managing Director
+61 8 8363 6989
info@renascor.com.au

Media Enquiries Contact
James Moses
Mandate Corporate
+61 (0) 420 991 574
james@mandatecorporate.com.au



Subscribe to our newsletter 



Appendix 1

Summary of tenements for quarter ended 30 June 2024

(ASX Listing Rule 5.3.3)

Project Name	Tenement	Area km ²	Registered holder/Applicant	District	Company Interest
Flat Hill	EL 6549	283	Renascor	South Australia	100%
Witchelina	EL 6403	316	Renascor	South Australia	100%
Iron Baron	EL 6698	190	Renascor	South Australia	100%
Old Wartaka	EL 6191	14	Renascor	South Australia	100%
Carnding	EL 6687	27	Renascor	South Australia	100%
Malbooma Railway	EL 6585	32	Renascor	South Australia	100%
Oualpa	EL 6450	119	Astra Resources Pty Ltd (Astra)*	South Australia	100%*
Cutana	EL 6451	116	Astra*	South Australia	100%*
Malbrom	EL 6197	81	Ausmin Development Pty Ltd (Ausmin)*	South Australia	100%*
Lipson Cove	EL 6423	307	Ausmin*	South Australia	100%*
Verran	EL 6469	690	Ausmin*	South Australia	100%*
Malbrom West	EL 6668	225	Ausmin*	South Australia	100%*
Dutton Bay	EL 6032	31	Ausmin*	South Australia	100%*
Cleve	EL 6879	162	Ausmin*	South Australia	100%*
Hincks	EL 6911	927	Ausmin*	South Australia	100%*
Sivour	ML 6495	16	Ausmin*	South Australia	100%*

* Astra and Ausmin are 100%-owned subsidiaries of Renascor.

¹ See Renascor ASX Announcement dated 2 February 2022.

² See Renascor ASX announcement dated 8 August 2023.

³ See Renascor ASX announcement dated 10 August 2023.

⁴ See Renascor ASX announcement 8 August 2023.

⁵ See Renascor ASX announcement dated 17 January 2024

⁶ See Renascor ASX Announcement dated 2 February 2022.

⁷ See Renascor ASX Announcement dated 2 February 2022.

⁸ See Renascor ASX announcement 21 July 2020

⁹ See Renascor ASX announcement dated 8 August 2023.

¹⁰ See Renascor ASX announcement dated 3 March 2020.

¹¹ See Renascor ASX announcement dated 2 February 2022.

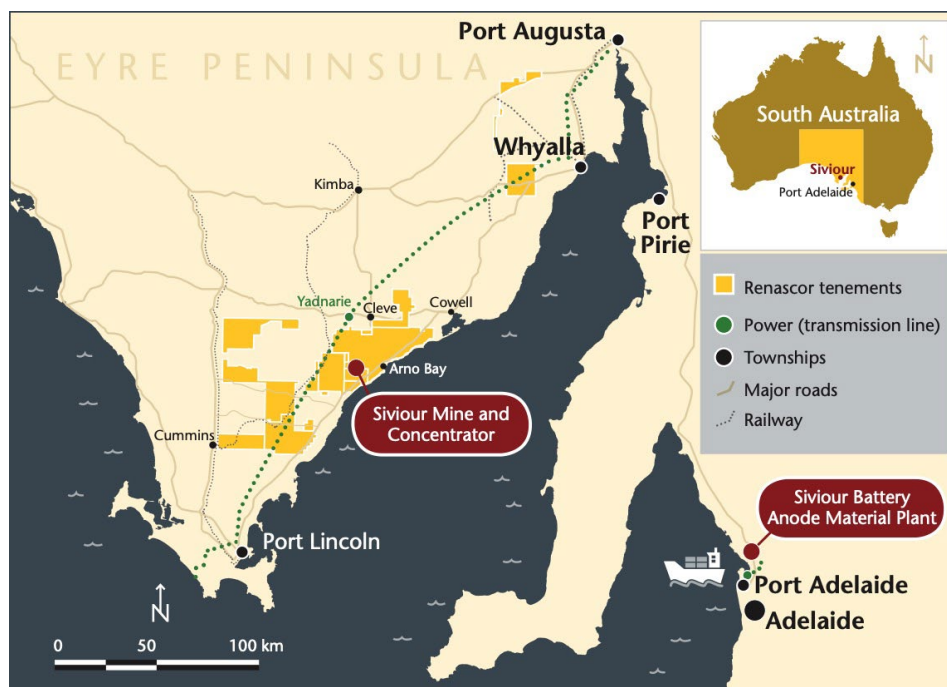


Appendix 2

About Renascor

Renascor is developing a vertically integrated Battery Anode Material Manufacturing Operation (“the Project”) in South Australia. The Project comprises:

- **the Siviour Graphite Deposit** - the world’s second largest Proven Reserve of Graphite and the largest Graphite Reserve outside of Africa¹²;
- **the Siviour Graphite Mine and Concentrator** - a conventional open-pit mine and crush, grind, float processing circuit delivering world-class operating costs in large part due to the favourable geology and geometry of Renascor’s Siviour Graphite Deposit; and
- **a Battery Anode Material Production Facility** - where Graphite concentrate will be converted to PSG using an eco-friendly processing method before being exported to lithium-ion battery anode manufacturers.



HF-free

The 100% Renascor owned Siviour Graphite deposit is unique in both its near-surface, flat-lying orientation and its scale as one of the world’s largest graphite Reserves. The favourable geology and size of the deposit will allow Renascor to produce Graphite Concentrate at a low-cost over a 40-year mine life.

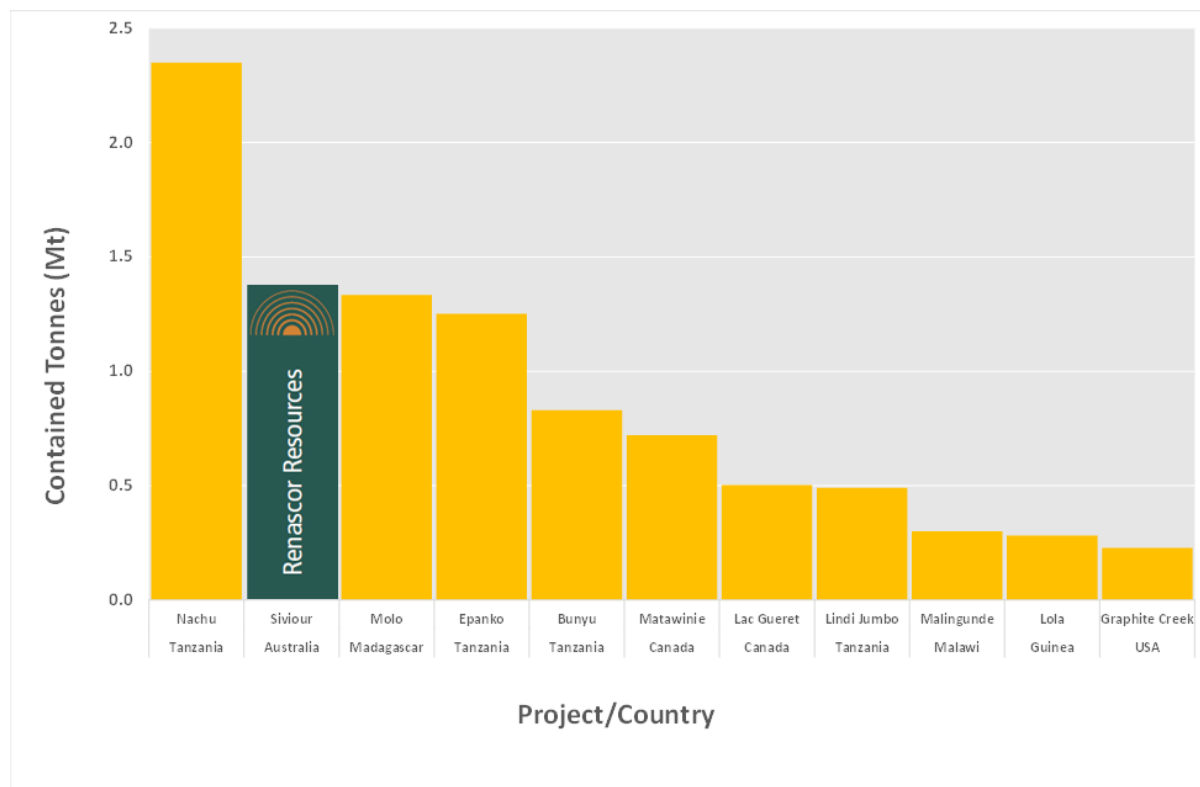


Figure 2. Globally Reported Proven Ore Reserve estimates (September 2023)¹³

Renascor intends to leverage this inherent advantage and develop a vertically integrated operation to manufacture high value PSG from a low-cost graphite concentrate feedstock and provide a secure cost-competitive supply of battery anode raw material into the rapidly growing lithium-ion battery market.

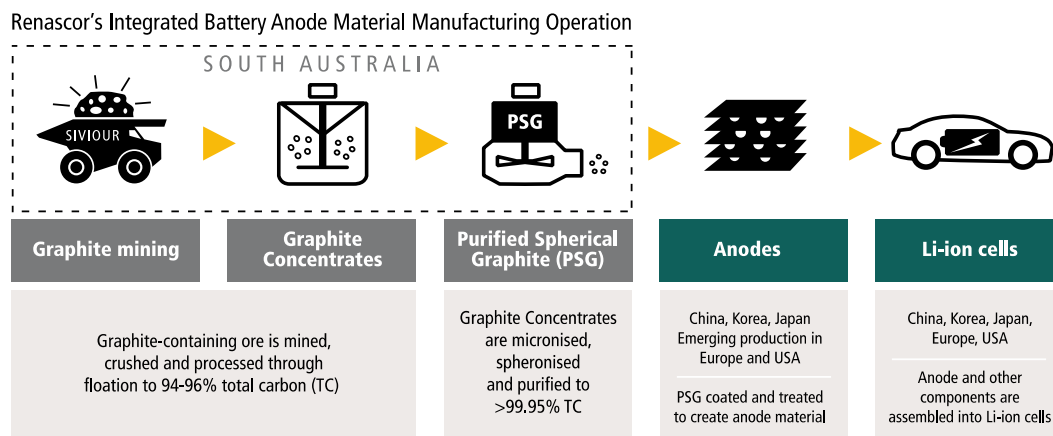


Figure 3. Renascor's vertically integrated Mine and Concentrator and Downstream PSG production facility within the Electric Vehicle supply chain.



Appendix 3

Peer Comparison Data

Project name	Code	Company	Country	Report name	Date	Link
Bunyu	VRC	Volt Resources Ltd	Tanzania	Pre-Feasibility Study Completed	15 December 2016	https://announcements.asx.com.au/asxpdf/20161215/pdf/43drlhpvdwbhxp.pdf
Epanko	EGR	Ecograp Ltd	Tanzania	Updated Epanko Ore Reserve	25 July 2024	https://announcements.asx.com.au/asxpdf/20240725/pdf/065xhvjr74hlh2.pdf
Graphite Creek	GPH	Graphite One Inc	USA	Preliminary Feasibility Study Technical Report Graphite One Project	14 October 2022	https://www.graphiteoneinc.com/wp-content/uploads/2022/10/JDS-Graphite-One-NI-43-101-PFS-20221013-compressed.pdf
Lac Guéret	LLG	Mason Graphite Inc	Canada	Feasibility Study Update of the Lac Guéret Graphite Project	12 December 2018	https://masongraphite.com/wp-content/uploads/2021/06/a53b7c_22115be39ccf4d85b9579f359680997c.pdf
Lindi Jumbo	WKT	Walkabout Resources Ltd	Tanzania	Updated Ore Reserve delivers 17.9% graphite grade	28 February 2019	https://announcements.asx.com.au/asxpdf/20190228/pdf/44321stl8dlk5f.pdf
Lola	SRG	SRG Mining Inc.	Guinea	Lola Graphite Project NI 43-101 Technical Report – Updated Feasibility Study	12 April 2023	https://srgmining.com/wp-content/uploads/2023/04/J6626-SRG_Lola_UFS_Rev_0_Fin_2023-0407.pdf
Malingunde	NGX	NGX Ltd	Malawi	Replacement Prospectus	14 June 2023	https://announcements.asx.com.au/asxpdf/20230614/pdf/05qn89bfqrhwx8.pdf
Matawinie	NOU	Nouveau Monde Graphite	Canada	NI 43-101 Technical Feasibility Study Report for The Matawinie Mine and the Becancour Battery Material Plant Integrated Graphite Projects	10 August 2022	https://nmg.com/wp-content/uploads/2022/08/Feasibility-Study-NMGs-Integrated-Phase-2-Projects.pdf
Molo	NEXT	NextSource Materials Inc	Madagascar	Molo Phase 2 Preliminary Economic Assessment NI 43-101 Technical Report	12 December 2023	P9239 Molo Graphite Phase 2 NI43-101 Technical Report (nextsourcematerials.com)
Nachu	MNS	Magnis Energy Technologies Ltd	Tanzania	Bankable Feasibility Study Update Confirms Strong Financial and Technical Viability for the Nachu Graphite Project	27 September 2022	https://announcements.asx.com.au/asxpdf/20220927/pdf/45fhzx2nsgrmjb.pdf
				Supplementary Information Regarding Nachu BFS Update Released 27.9.2022	30 September 2022	https://announcements.asx.com.au/asxpdf/20220930/pdf/45fqs3q6h3hpw4.pdf

¹² See Renascor ASX announcement dated 21 July 2020.

¹³ Source: public company reports. Does not include graphite deposits that do not publicly report data on main stock exchanges in Australia, Canada, the United Kingdom and the United States. See Appendix 2 for further details on sourcing.



Appendix 5B

Mining exploration entity or oil and gas exploration entity quarterly cash flow report

Name of entity

Renascor Resources Limited

ABN

90 135 531 341

Quarter ended ("current quarter")

30 June 2024

Consolidated statement of cash flows		Current quarter \$A'000	Year to date (12 months) \$A'000
1.	Cash flows from operating activities		
1.1	Receipts from customers	-	-
1.2	Payments for		
	(a) exploration & evaluation	-	(1)
	(b) development	-	-
	(c) production	-	-
	(d) staff costs	(167)	(941)
	(e) administration and corporate costs	(300)	(1,488)
1.3	Dividends received (see note 3)	-	-
1.4	Interest received	904	4,933
1.5	Interest and other costs of finance paid	-	-
1.6	Income taxes paid	-	-
1.7	Government grants and tax incentives	-	-
1.8	Other (provide details if material)	-	-
1.9	Net cash from / (used in) operating activities	437	2,503

2.	Cash flows from investing activities		
2.1	Payments to acquire or for:		
	(a) entities	-	-
	(b) tenements	-	-
	(c) property, plant and equipment	(2)	(10,831)
	(d) exploration & evaluation	(70)	(121)
	(e) investments	-	-
	(f) other non-current assets	(4,186)	(10,695)

Consolidated statement of cash flows		Current quarter \$A'000	Year to date (12 months) \$A'000
2.2	Proceeds from the disposal of:		
	(a) entities	-	-
	(b) tenements	-	-
	(c) property, plant and equipment	-	1
	(d) investments	-	-
	(e) other non-current assets	-	-
2.3	Cash flows from loans to other entities	-	-
2.4	Dividends received (see note 3)	-	-
2.5	Other (provide details if material)	(10)	(105)
2.6	Net cash from / (used in) investing activities	(4,268)	(21,751)

3.	Cash flows from financing activities		
3.1	Proceeds from issues of equity securities (excluding convertible debt securities)	-	-
3.2	Proceeds from issue of convertible debt securities	-	-
3.3	Proceeds from exercise of options	-	-
3.4	Transaction costs related to issues of equity securities or convertible debt securities	-	-
3.5	Proceeds from borrowings	-	-
3.6	Repayment of borrowings	-	-
3.7	Transaction costs related to loans and borrowings	-	-
3.8	Dividends paid	-	-
3.9	Other (provide details if material)	-	-
3.10	Net cash from / (used in) financing activities	-	-

4.	Net increase / (decrease) in cash and cash equivalents for the period		
4.1	Cash and cash equivalents at beginning of period	113,853	129,270
4.2	Net cash from / (used in) operating activities (item 1.9 above)	437	2,503
4.3	Net cash from / (used in) investing activities (item 2.6 above)	(4,268)	(21,751)
4.4	Net cash from / (used in) financing activities (item 3.10 above)	-	-

Consolidated statement of cash flows		Current quarter \$A'000	Year to date (12 months) \$A'000
4.5	Effect of movement in exchange rates on cash held	-	-
4.6	Cash and cash equivalents at end of period	110,022	110,022

5.	Reconciliation of cash and cash equivalents at the end of the quarter (as shown in the consolidated statement of cash flows) to the related items in the accounts	Current quarter \$A'000	Previous quarter \$A'000
5.1	Bank balances	8,060	12,382
5.2	Call deposits	101,962	101,471
5.3	Bank overdrafts	-	-
5.4	Other (provide details)	-	-
5.5	Cash and cash equivalents at end of quarter (should equal item 4.6 above)	110,022	113,853

6.	Payments to related parties of the entity and their associates	Current quarter \$A'000
6.1	Aggregate amount of payments to related parties and their associates included in item 1	155
6.2	Aggregate amount of payments to related parties and their associates included in item 2	179

Note: if any amounts are shown in items 6.1 or 6.2, your quarterly activity report must include a description of, and an explanation for, such payments.

7.	Financing facilities <i>Note: the term "facility" includes all forms of financing arrangements available to the entity.</i> <i>Add notes as necessary for an understanding of the sources of finance available to the entity.</i>	Total facility amount at quarter end \$A'000	Amount drawn at quarter end \$A'000
7.1	Loan facilities	-	-
7.2	Credit standby arrangements	-	-
7.3	Other (please specify)	-	-
7.4	Total financing facilities	-	-
7.5	Unused financing facilities available at quarter end		-
7.6	Include in the box below a description of each facility above, including the lender, interest rate, maturity date and whether it is secured or unsecured. If any additional financing facilities have been entered into or are proposed to be entered into after quarter end, include a note providing details of those facilities as well.		

8.	Estimated cash available for future operating activities	\$A'000
8.1	Net cash from / (used in) operating activities (item 1.9)	437
8.2	(Payments for exploration & evaluation classified as investing activities) (item 2.1(d))	(70)
8.3	Total relevant outgoings (item 8.1 + item 8.2)	367
8.4	Cash and cash equivalents at quarter end (item 4.6)	110,022
8.5	Unused finance facilities available at quarter end (item 7.5)	-
8.6	Total available funding (item 8.4 + item 8.5)	110,022
8.7	Estimated quarters of funding available (item 8.6 divided by item 8.3)	N/A
<i>Note: if the entity has reported positive relevant outgoings (ie a net cash inflow) in item 8.3, answer item 8.7 as "N/A". Otherwise, a figure for the estimated quarters of funding available must be included in item 8.7.</i>		
8.8	If item 8.7 is less than 2 quarters, please provide answers to the following questions:	
8.8.1	Does the entity expect that it will continue to have the current level of net operating cash flows for the time being and, if not, why not?	
	Answer: N/A	
8.8.2	Has the entity taken any steps, or does it propose to take any steps, to raise further cash to fund its operations and, if so, what are those steps and how likely does it believe that they will be successful?	
	Answer: N/A	

8.8.3 Does the entity expect to be able to continue its operations and to meet its business objectives and, if so, on what basis?

Answer: N/A

Note: where item 8.7 is less than 2 quarters, all of questions 8.8.1, 8.8.2 and 8.8.3 above must be answered.

Compliance statement

- 1 This statement has been prepared in accordance with accounting standards and policies which comply with Listing Rule 19.11A.
- 2 This statement gives a true and fair view of the matters disclosed.

Date: 30 July 2024

Authorised by: The Board of Directors of Renascor Resources Limited
(Name of body or officer authorising release – see note 4)

Notes

1. This quarterly cash flow report and the accompanying activity report provide a basis for informing the market about the entity's activities for the past quarter, how they have been financed and the effect this has had on its cash position. An entity that wishes to disclose additional information over and above the minimum required under the Listing Rules is encouraged to do so.
2. If this quarterly cash flow report has been prepared in accordance with Australian Accounting Standards, the definitions in, and provisions of, *AASB 6: Exploration for and Evaluation of Mineral Resources* and *AASB 107: Statement of Cash Flows* apply to this report. If this quarterly cash flow report has been prepared in accordance with other accounting standards agreed by ASX pursuant to Listing Rule 19.11A, the corresponding equivalent standards apply to this report.
3. Dividends received may be classified either as cash flows from operating activities or cash flows from investing activities, depending on the accounting policy of the entity.
4. If this report has been authorised for release to the market by your board of directors, you can insert here: "By the board". If it has been authorised for release to the market by a committee of your board of directors, you can insert here: "By the [name of board committee – eg Audit and Risk Committee]". If it has been authorised for release to the market by a disclosure committee, you can insert here: "By the Disclosure Committee".
5. If this report has been authorised for release to the market by your board of directors and you wish to hold yourself out as complying with recommendation 4.2 of the ASX Corporate Governance Council's *Corporate Governance Principles and Recommendations*, the board should have received a declaration from its CEO and CFO that, in their opinion, the financial records of the entity have been properly maintained, that this report complies with the appropriate accounting standards and gives a true and fair view of the cash flows of the entity, and that their opinion has been formed on the basis of a sound system of risk management and internal control which is operating effectively.