



## July 2024 Investment Update

The NTA before tax is after the provision for tax of \$3.8m (2.09 cents per share) for the 2024 financial year.

[Watch Chairman Geoff Wilson AO's insights into investing in LICs](#)

[Stock Spotlight on Global Data Centre Group \(ASX: GDC\)](#)

### Net Tangible Assets (NTA) per share July 2024

NTA before tax	<b>127.52c</b>
NTA after tax and before tax on unrealised gains	<b>127.72c</b>
NTA after tax	<b>129.88c</b>

### July 2024 look-through pre-tax NTA

**\$1.46**

#### Look-through NTA before tax

The Company's look-through pre-tax NTA is an estimation of the Company's pre-tax NTA calculated using the estimated or most recently available pre-tax NTA of the underlying investment portfolio as at the end of the month where available. For further information, please visit our [website](#).

### Annualised grossed-up dividend yield

**5.7%\*\***

### Annualised fully franked interim dividend (per share)

**4.5c**

### Dividend coverage

**3.9 years**

### Annualised fully franked dividend yield

**4.0%\*\***

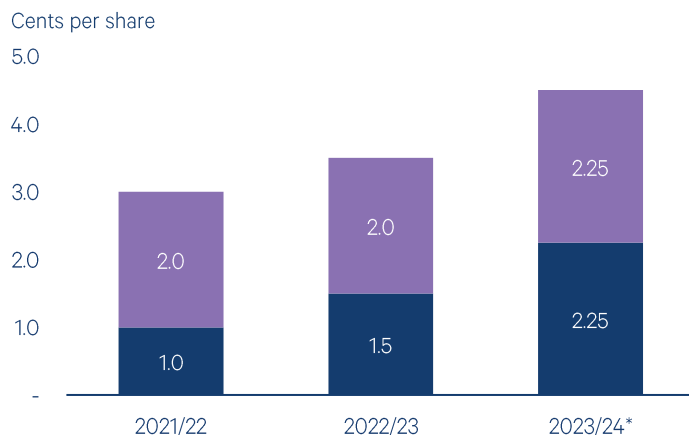
### Profits reserve (per share)

**17.6c**

### Assets

**\$241.6m**

### Fully franked dividends since inception



■ Fully franked interim dividend ■ Fully franked final dividend

\*Annualised fully franked interim dividend

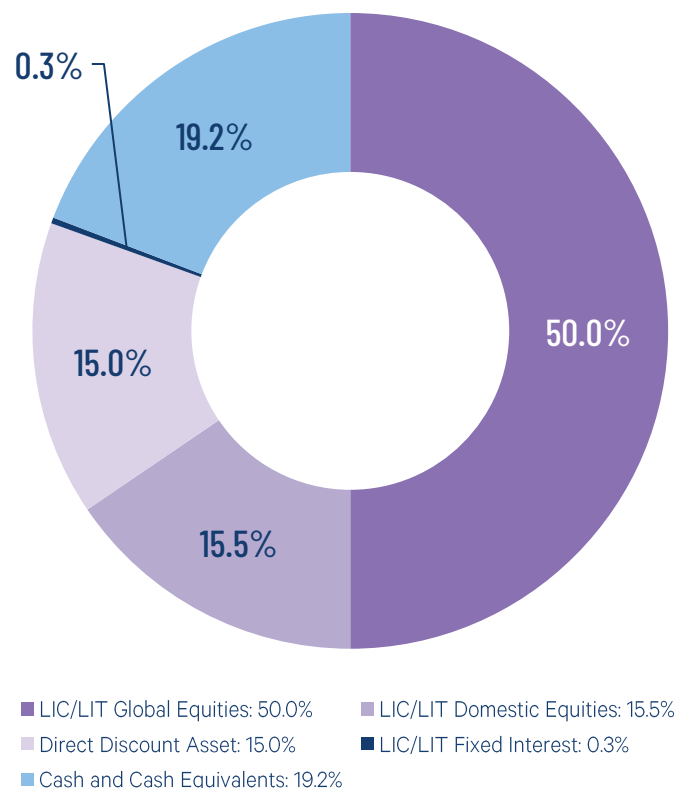
\*\*Based on the annualised FY2024 fully franked interim dividend of 4.5 cents per share and 31 July 2024 share price of \$1.13 per share. Grossed-up dividend yield includes the benefits of franking credits and is based on a tax rate of 30%.



## Top 20 holdings (alphabetical order)

Code	Company Name
AOF	Australian Unity Office Fund
CD2	CD Private Equity Fund II
CD3	CD Private Equity Fund III
CIN	Carlton Investments
GDC	Global Data Centre Group
LRK	Lark Distilling Company
NGE	NGE Capital
NSC	NAOS Small Cap Opportunities Company
PAI	Platinum Asia Investments
PIA	Pengana International Equities
PIC	Perpetual Equity Investment Company
PMC	Platinum Capital
RG8	Regal Asian Investments
SB2	Salter Brothers Emerging Companies
TCF	360 Capital Mortgage REIT
TEK	Thorney Technologies
TOP	Thorney Opportunities
URF	US Masters Residential Property Fund
VG1	VGI Partners Global Investments
WGB	WAM Global

## Diversified investment portfolio by listed investment company/trust (LIC/LIT) sector

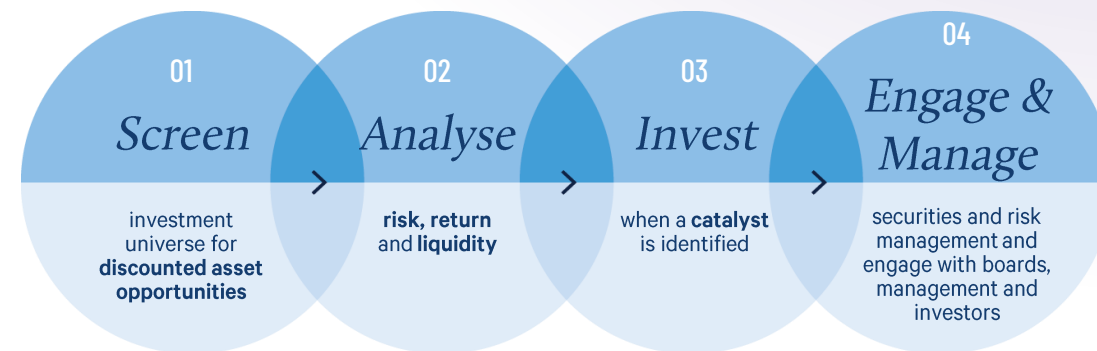


## Listed on the ASX in 2021

Access to a portfolio of market mispricing opportunities, including securities trading at discounts to assets or net tangible assets, corporate transactions and dividend yield arbitrages. WAM Strategic Value aims to deliver strong risk-adjusted returns derived from a portfolio primarily composed of discounted asset opportunities selected using the proven market-driven investment process we have developed over more than two decades.

## Our proven investment process

WAM Strategic Value provides shareholders with exposure to Wilson Asset Management's proven investment process focused on identifying and capitalising on share price discounts to underlying asset values of listed companies, primarily listed investment companies (LICs) and listed investment trusts (LITs) (commonly referred to as closed-end funds).



WAM Strategic Value received WAM Global shares as scrip consideration for Templeton Global Growth Fund shares previously held. Wilson Asset Management has foregone management fees on the portion of the investment portfolio held in WAM Global shares.



Subscribe to our latest news and insights



**About the Investment Manager**

Wilson Asset Management has a track record of making a difference for shareholders and the community for over 25 years.

As the investment manager for eight leading listed investment companies (LICs), Wilson Asset Management has a diversified offering of Australian and global listed equities and alternative assets.

Wilson Asset Management created and is the lead supporter of the first LICs to deliver both investment and social returns: Future Generation Australia (ASX: FGX) and Future Generation Global (ASX: FGG).

**>\$5bn**  
in funds under management

**130,000**  
retail and wholesale investors

**>200 YEARS**  
combined investment experience

**For more information visit [www.wilsonassetmanagement.com.au](http://www.wilsonassetmanagement.com.au) or contact:**

W|A|M Capital

W|A|M Leaders

**Geoff Wilson AO**  
Chairman & Chief Investment Officer

**Kate Thorley**  
Chief Executive Officer

X (Twitter)  
[@GeoffWilsonWAM](https://twitter.com/GeoffWilsonWAM)  
(02) 9247 6755

0405 115 644

W|A|M Global

W|A|M Microcap

**Jesse Hamilton**  
Chief Financial Officer

**Camilla Cox**  
Corporate Affairs Manager

0401 944 807

0407 407 062

W|A|M Alternative Assets

W|A|M Strategic Value

W|A|M Research

W|A|M Active

**Independent Investment Research (IIR) Disclaimer**

The rating ascribed by IIR is provided under the Annual LIC Research Participation Scheme whereby the LIC Manager provides information and IIR rating is monitored on a monthly basis to ensure its currency. The manager is a participant and as such this rating is current. Please note an ascribed rating does not constitute advice in any form. We recommend to any reader that no investment decisions are made on this fund without seeking advice from your Wealth Manager.